



CSE AGM Agenda

Saturday, 28 October, 2017

Conway Hall, London

16:00 start

Present: Phoebe Moore, Nick Potts, Mahmood Ramsey, Martin Spence, Julian Wells, Owen Worth, Alistair Cairns (minutes).

Apologies: David Bailey, Kate Begley, Ian Fitzgerald, Gregor Gall, Whyeda Gill-McClure, Paul Stewart.

1. Welcome, introductions & select chair. Phoebe chairs.

2. Previous meeting's minutes, with any items to be followed up on. Accepted.

3. Bookkeeper' year-end report

A five-year report would be useful for overview. Bookkeeper's full report to be included rather than abbreviated report. [ammended]

4. SAGE report [ammended]

Owen & Alistair met at the SAGE office in July. There is a new corresponding editor which both Alistair & Owen find pleasant and responsive. There is a reasonable spread of readership and submissions geographically. Social medial could be improved. Downloads of articles are viewed as looking very good.

5. Editorial Board report (Owen) [ammended]

Two members are stepping down. Steve Fleetwood and Julian Wells thanked. Additional members of the IAB are still being pursued by Owen. Submissions are stable and increasing; the result is a growing backlog, with not much chance of thinning. Could online first become online only for some? Could less articles be accepted? Owen and Alistair will push for extra issue to be made in January, to SAGE.

Owen looks at citations and rankings. ISI is one measure, but C&C is now in holding area and the journal will be reviewed to look at submitting again.

6. Office and XC report (Alistair) [amended]

Procedure of voting and approving XC and EB members needs improving. AGMs will henceforth have formal nominations, and be voted on as accepted, or not.

Phoebe nominates all current EB members, seconded, moved and confirmed. If others are nominated CVs need to be circulated ahead of an AGM.

All current XC members nominated and confirmed.

7. AOB


Andrew McCulloch died recently. An acknowledgement will be offered. Funeral arrangements to be circulated separately (Nov 10th, 10:00 am in Newark). Owen will write a piece for print; Alistair will put up notice on website.

Significant anniversary of Marx is occurring this year, as mentioned in last year's minutes. Martin remains interested in hosting an event. Contact him and he will circulate intentions. Mahmood to send information on possible speaker to Alistair.

8. Next mtg date. TBC based on availability, approximately 12 months from this day, in London.

MEETING CLOSES

Capital & Class
Publisher's Report
July 2017



Submitted to the Conference of Socialist Economists

Prepared by Amy Ellis-Thompson, Associate Editor

Amy.EllisThompson@sagepub.co.uk

Executive Summary

This report summarizes *Capital & Class's* recent performance. Below is a snapshot of the journal's key performance metrics.

We appreciate your understanding and ask that you not distribute the data contained within this report without permission from the publisher.

Performance Metrics

Submissions

- 59 manuscript submissions in 2016, a 20.3% decrease from 2015
 - 26 manuscript submissions in 2017 YTD
 - 38% acceptance rate in 2016
 - 63 days average time to first decision in 2016
-

Circulation

- 8,339 total circulation in 2016
 - 7,117 total circulation in 2017 YTD
-

Online Usage

- 59,873 full-text downloads in 2016
 - 39,826 full-text downloads in 2017 YTD
 - 3365 eTOC alert registrants in 2016
-

Marketing

- 7,701 followers to date on the SAGE Politics Twitter channel
 - Top Altmetric score of 29 for the article "Social media, riots, and revolutions"
 - 43 articles claimed on Kudos, netting 746 Kudos article page views
-

Editorial and Production

Total Submissions and Acceptance Rate

	2012	2013	2014	2015	2016	2017 YTD
Total	51	51	62	114	77	32
Original	44	40	51	74	59	26
Accept	8	12	12	22	19	4
Reject	19	18	25	28	31	18
Accept Ratio	30%	40%	32%	44%	38%	18%

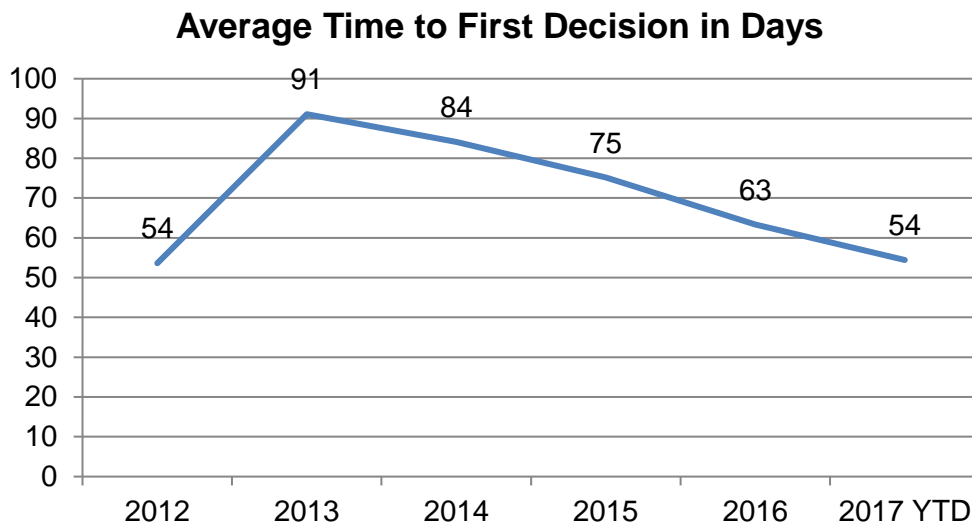
Total and original submission counts are based on the date manuscripts were submitted to SAGE Track.

Acceptance rate is based on manuscripts that have received final decisions of accept or reject (does not count revisions). Counts for acceptances, rejections, and acceptance ratios are based on the date the decision is made, not the date the manuscript was submitted.

Original Submissions

Month	2015	2016	2017 YTD
January	9	6	7
February	4	6	3
March	7	4	3
April	8	4	5
May	8	3	8
June	9	8	
July	12	3	
August	6	5	
September	4	3	
October	1	7	
November	1	1	
December	5	9	
Total	74	59	26

Time to First Decision



It is great to see the time to first decision reduced every year since 2013. Peer review times are very important to authors and receiving a timely editorial decision is an important factor when authors consider which journals they will submit to or if they will submit to the same journal again.

Countries of submitting authors (2016)		
Country of submitting author	Number of original submissions received	Percentage of Total (%)
United Kingdom of Great Britain and Northern Ireland	12	20.33%
United States	7	11.86%
Argentina	3	5.08%
Canada	3	5.08%
India	3	5.08%
Ireland	3	5.08%
Norway	3	5.08%
Germany	2	3.38%
Greece	2	3.38%
Italy	2	3.38%

Mexico	2	3.38%
Nigeria	2	3.38%
Spain	2	3.38%
Turkey	2	3.38%
Australia	1	1.69%
Brazil	1	1.69%
China	1	1.69%
Czech Republic	1	1.69%
Denmark	1	1.69%
Hungary	1	1.69%
Iran (the Islamic Republic of)	1	1.69%
New Zealand	1	1.69%
Poland	1	1.69%
Tanzania, United Republic of	1	1.69%
Thailand	1	1.69%

Articles and Pages Published

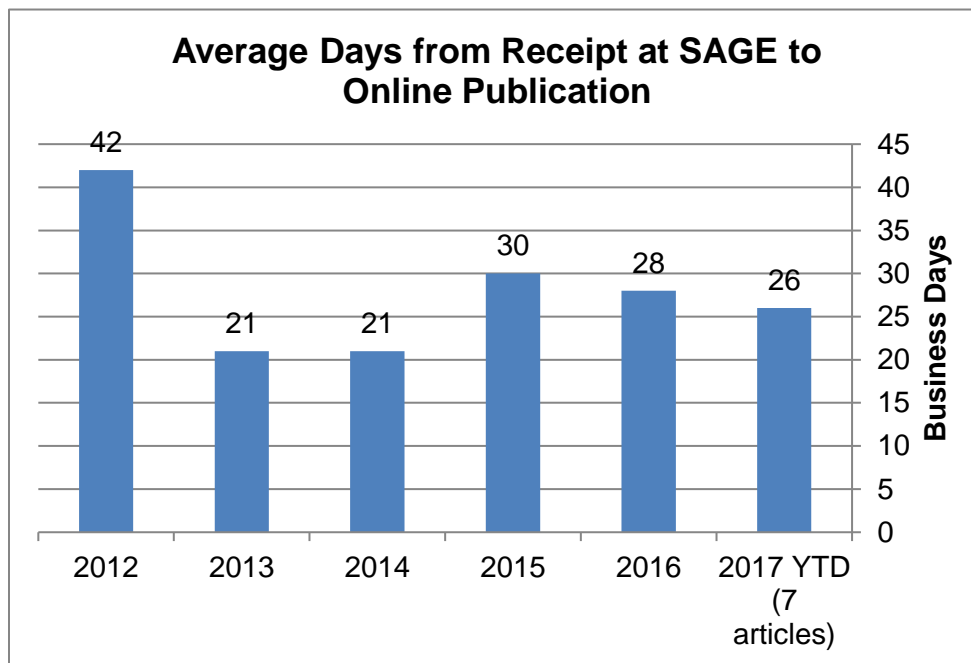
The following table summarizes the number of issues and pages published in the past two volume years (correct as of May 2017).

Volume	Issue	Cover Date	Research Articles Published
41	1	February	7
Total for Volume Year			7

Volume	Issue	Cover Date	Research Articles Published
40	1	February	10
40	2	June	6
40	3	October	6
Total for Volume Year			22

Average Days from Receipt at SAGE to Online Publication

The below graph shows the average number of days a manuscript spends in SAGE Production, beginning when the manuscript is exported from SAGE Track and ending when the manuscript is published OnlineFirst.



OnlineFirst Queue

As of 3rd July 2017, *Capital & Class* has 16 articles in its OnlineFirst queue, representing about 2 issues of content. The oldest article in the queue was published on 1st September 2014. These articles are “fully published,” that is, these articles are fully citable using the date of the manuscript’s first online posting and the DOI.

Open Access Publishing: SAGE Choice

SAGE offers authors of primary research articles the option to make them freely available upon publication in any SAGE journal. The SAGE Choice publishing option enables authors to comply with funding body requirements, where publishing research papers Open Access is a stipulation of funding, such as in the case for the NIH/Wellcome Trust. For more information on SAGE’s Open Access program, please visit the website: <https://sagepub.com/en-us/nam/open-access-at-sage>

	2012	2013	2014	2015	2016	2017 YTD	Online First
Research Articles Published	29	23	39	26	24	7	

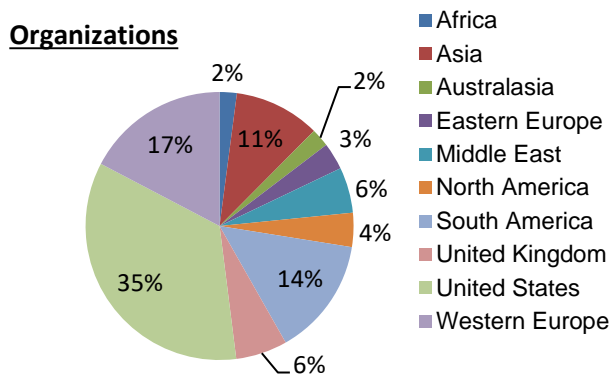
SAGE Choice	0	0	0	0	0	0	0
% SAGE Choice	0.0%	0.0%	0.0%	0.0%	0.0%	0.0%	0.0%

Circulation and Readership

Average Number of Subscriptions by Type 2014 – 2017 YTD					
	2014	2015	2016	2017 YTD	Renewal Rate 2015-2016
Individuals	61	14	1	0	7%
Members	3	66	85	88	129%
Institutions (Direct), Traditional	177	148	125	69	84%
Institutions (Direct), Migrated	38	60	76	37	127%
Institutions (Direct), Total	215	208	201	106	97%
Site License	2	2	2	0	100%
Package	2,635	2,748	2,827	1,700	103%
Developing World	4,946	5,047	5,223	5,223	103%
Total	7,862	8,085	8,339	7,117	103%

The journal has seen an excellent renewal rate from 2015-2016. Please note that traditional subscriptions will show a perceived loss. The subscriptions are still a part of the journals holdings, however, we reclassify them under Migrated or Package, depending on how each library or organization subscribes. Consortia (package) numbers in general will increase at a faster rate due to the reclassification as well as subscription growth.

Geography of subscribing institutions



Backfile (Cumulative)				
	2015	2016	2017 YTD	Percent Increase 2016-2017
Deep (Vol 1 - 1998)	1,646	1,746	1,750	0%
Shallow (1999 - Current)	766	806	810	0%

Online Usage

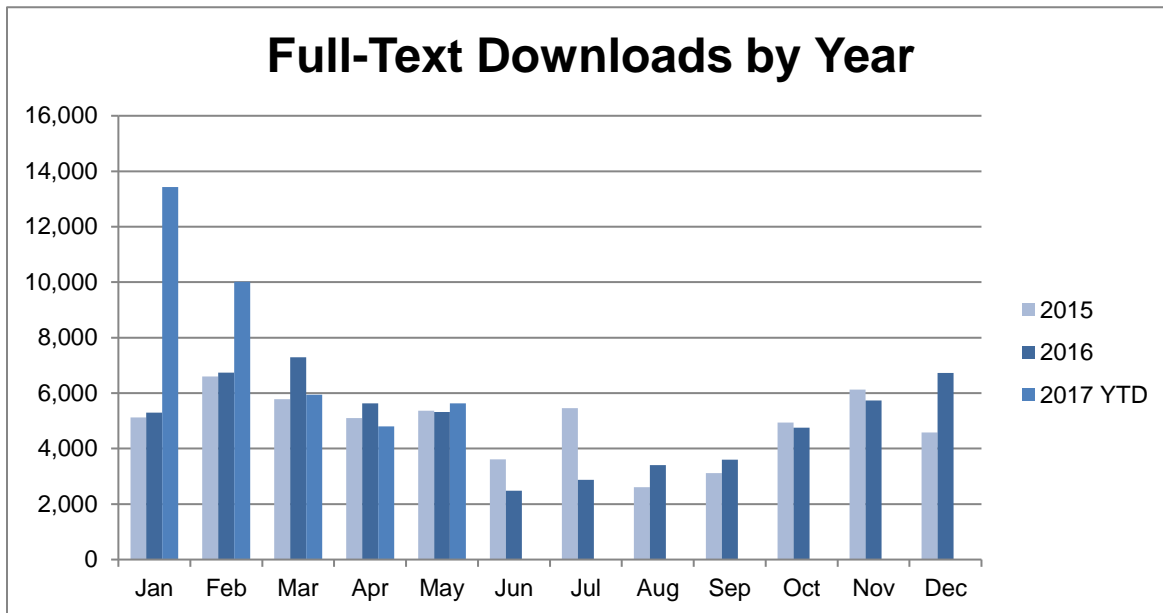
Full-Text Downloads			
	2015	2016	2017 YTD
January	5,120	5,294	13,430
February	6,605	6,740	10,018
March	5,780	7,295	5,949
April	5,103	5,638	4,799
May	5,366	5,321	5,630
June	3,609	2,482	
July	5,461	2,870	
August	2,608	3,402	
September	3,118	3,605	
October	4,940	4,754	
November	6,123	5,739	
December	4,580	6,733	
Total	58,413	59,873	39,826
* Full-text downloads include both HTML and PDF article usage			

Capital & Class has 39,826 full-text downloads in 2017 YTD (through the end of May). **This is a 31.5% increase over 30,288 full-text downloads through the end of May 2016.**

Note: Due to the transition to Atypon, the subscription gateway was down from December 2016-February 2017.

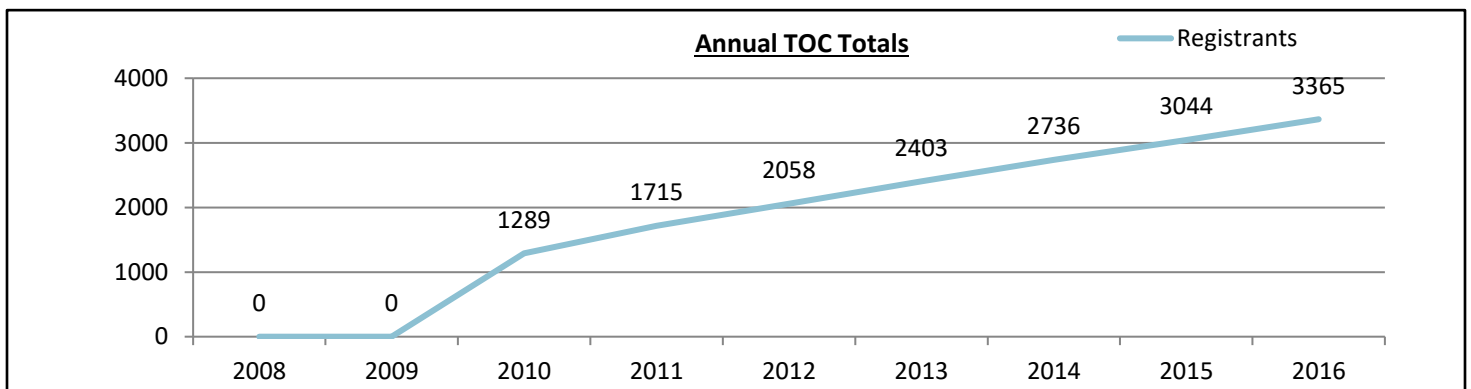
The [SAGE Author Gateway](#) offers recommendations for increasing usage and discoverability, including:

- What key phrases would you give a search engine if you were searching for your own article?
- Write for your audience but bear in mind how search engines work too
- Write a clear title with your main key phrase in it
- Write an abstract and choose keywords re-iterating 3 or 4 key phrases
- Keep it natural - Google will un-index your article if you go overboard on the repetition



Alert registrants

The graph below shows the number of individuals who have signed up to receive e-alerts from *Capital & Class*. The alerts are principally intended to make interested parties aware of new content in the journal. Currently there are **3365** registered users, which is a **10.54%** increase on the total registrants at the end of 2015 and is encouraging for driving future usage.



Web Analytics

Google Analytics (GA) is a web analytics service that allows website owners to analyse how users interact with their site, providing crucial information on how best to meet their needs. Google Analytics allows us to see where users of the journal website are from, how they reach the website and much more. The analysis that follows is for 2016.

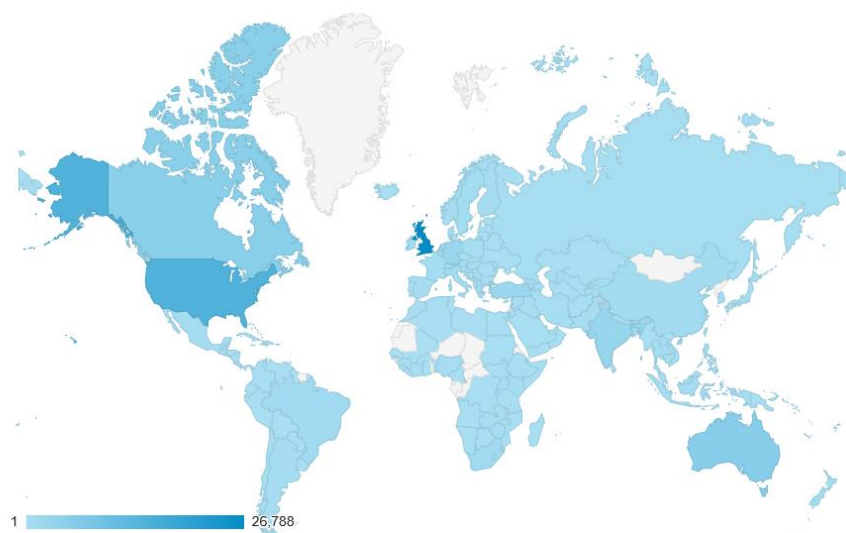
Visitors overview

There were **71, 312** individuals visiting the *Capital & Class* pages on SAGE Journals, who came to the site a total of **90, 860** times. Viewing an average of **2.32** pages per visit, this brings the total number of page views in the period to **210, 380**.

Key visit statistics	2016
Number of unique visitors	71,312
Number of visits	90,860
Number of page views	210,380
Average pages per visit	2.32
% of new visits	77.55%

Visits by region

Visits to the journal's website came from readers in **191** countries.



The table below shows the top ten countries visiting the website:

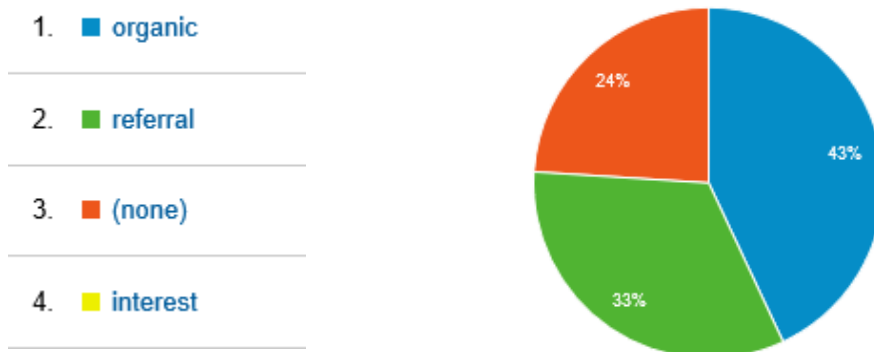
Country	Visits
United Kingdom	26,788(29.48%)
United States	14,387(15.83%)
Australia	5,508(6.06%)
Canada	4,984(5.49%)
India	2,909(3.20%)
Germany	2,621(2.88%)
Turkey	2,390(2.63%)

Country	Visits
Netherlands	2,151(2.37%)
Brazil	1,484(1.63%)
South Africa	1,321(1.45%)

Traffic Sources

Traffic to the *Capital & Class* website comes from 3 key sources: organic search (i.e. through a search engine), direct access (i.e. going straight to the website via the address bar) and referral traffic (a link on another site).

The breakdown is shown in the chart below.



Top Referring URLs

The list below shows the top 10 sources of referral traffic for *Capital & Class* during the given period. Generating a high percentage of traffic (**33%**) in 2016, you can see that referral is a key source of traffic for the journal, particularly the search and browse functions within the SAGE Journals platform.

Referring site	No. of visits
scholar.google.co.uk	3,948 (13.17%)
scholar.google.com	3,559 (11.87%)
online.sagepub.com	1,580 (5.27%)
facebook.com	1,405 (4.69%)
eu.alma.exlibrisgroup.com	875 (2.92%)
scholar.google.com.au	671 (2.24%)
scholar.google.ca	608 (2.03%)
cseweb.org.uk	607 (2.02%)
m.facebook.com	551 (1.84%)
t.co	405 (1.35%)

Article Usage Statistics

The following table shows the ten articles that were downloaded the most in 2017 YTD on the SAGE Journals platform.

Title	Author	Publication Year	Total Downloads
The End of Capitalism (as we knew it): A Feminist Critique of Political Economy	J. K. Gibson-Graham	1997	668
Social media, riots, and revolutions	Christian Fuchs	2012	608
Pacification and police: A critique of the police militarization thesis	Christopher McMichael	2017	605
The Unhappy Marriage of Marxism and Feminism: Towards a more Progressive Union	Heidi I. Hartmann	1979	544
Marx's Capital in the information age	Christian Fuchs	2017	516
The Alienated Heart: Hochschild's 'emotional labour' thesis and the anticapitalist politics of alienation	Paul Brook	2009	415
Productive and unproductive labour and social form: Putting class struggle in its place	Alexis B Moraitis, Jack Copley	2017	392
The Hunger Games: Food poverty and politics in the UK	Nicola Livingstone	2015	365
A critical theory route to hegemony, world order and historical change: neo-Gramscian perspectives in International Relations	Andreas Bieler, Adam David Morton	2004	325
Thirdspace: Journeys to Los Angeles and other Real-and-Imagined Places	Edward W. Soja	1998	297

It is interesting to note the range of publication dates of the most downloaded articles in 2017: some were published close to forty years ago whereas others were published this year. The continued high usage of some of these articles; for example: 'The Unhappy Marriage of Marxism and Feminism: Towards a more Progressive Union' (1979) suggests that these may be included as key texts on a student reading lists.

The range of articles demonstrates readers' interest in both the *Capital & Class* back catalogue and new content.

Citations and Impact

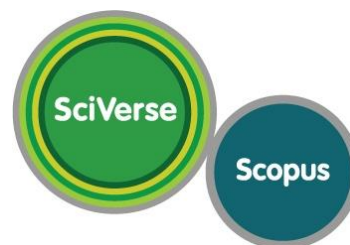
Web of Science's proprietary citation database remains the most important on the market, due to the annual Impact Factor release.

***Capital & Class* has been accepted into Clarivate Analytics Emerging Sources Citation Index, which is a great first step to working towards an Impact Factor.**

ESCI complements the highly selective indexes by providing earlier visibility for sources under evaluation as part of SCIE, SSCI, and AHCI's rigorous journal selection process. Inclusion in ESCI provides greater discoverability which leads to measurable citations and more transparency in the selection process.

SAGE works closely with a large number of **other abstracting & indexing services**, among which Scopus, Elsevier’s abstracting & indexing database, is of growing significance. In 2011, it was announced that Scopus would be **the sole bibliometric provider for the 2014 Research Excellence Framework (REF)**.

Around 450 SAGE journals are indexed in Scopus now, including *Capital & Class*. Inclusion in the database is particularly useful for directing researchers to your journal online, as Scopus search results link directly through to *Capital & Class* articles.



SCImago Journal Rank (SJR)

Based on 3 years of citation data, the SJR is a “prestige” metric which calculates a result based on the number of citations received by a journal but which also takes into account the subject field, quality and the reputation of the journals from which citations are made. Each of these factors has a direct impact on the value of citations received and the final SJR result. The rank is based on the transfer of “prestige” from one journal to another; such prestige is transferred through the references that a journal makes to the rest of the journals and to itself.

In addition, Scopus also produces a Cites-Per-Doc (2y) result, which is calculated in the same way as ISI’s Impact Factor (i.e., citations to citable items in one given year divided by the number of citable items published in the previous two years). As the number of journals included in the Scopus database is far greater than that of ISI, the figure is not directly comparable and in many cases is likely to be higher.

The SCImago results for *Capital & Class* are shown below.

SJR	H index	Total docs. (2016)	Total docs. (3 years)	Total refs.	Total cites (3 years)	Citable docs. (3 years)	Cites/doc. (2 years)	Ref./doc.
0.296	11	23	84	1238	50	80	0.42	53.83

Capital & Class is ranked 68 out of 258 in subject category ranking Arts and Humanities – History (UK journals) as a result of the SJR score of 0.296.

The journal is ranked 118 out of 165 in Economics and Econometrics (UK journals) category and 200 out of 316 UK journals in Social Sciences – Sociology and Political Science category.

The **SAGE Journal Editor Gateway** contains recommendations for increasing citations and improving Impact Factor, including:

- Highlight papers likely to be cited through promotions or editorials
- Publish papers likely to be cited earlier in the year
- Commission papers from highly-cited authors
- Identify highly-cited papers in your journal and related titles
- Identify zero-cited papers
- Publish review articles
- Publish special issues
- Increase size of editorial board
- Develop an editorial board with international representation and name-recognition
- Utilize editorial board for reviews and citations

Highly cited articles

The following table shows the top ten journal articles from 2014 and 2015 that were cited the most in 2016 on Scopus.

Title	Authors	Year	Total Cites in 2016
Critical management studies and critical theory: A review	Klikauer T.	2015	3
Critical political economy and the critique of comparative capitalisms scholarship on capitalist diversity	Bruff I., Ebenau M.	2014	3
The contested and contingent outcomes of Thatcherism in the UK	Nunn A.	2014	3
Defining the 'sick society': Discourses of class and morality in British right-wing newspapers during the 2011 England riots	Kelsey D.	2015	2
The dialectics of unity and difference in the constitution of wage-labour: On internal relations and working-class formation	McNally D.	2015	2
The historical archaeology of capitalist dispossession	Wurst L.	2015	2
Transformation and crisis in Central and Eastern Europe: A combined and uneven development perspective	Hardy J.	2014	2
'They can't be the buffer any longer': Front-line managers and class relations under white-collar lean production	Carter B., Danford A., Howcroft D., Richardson H., Smith A., Taylor P.	2014	2
No bridge over troubled waters: The Cypriot left in government, 2008-2013	Charalambous G., Ioannou G.	2015	1
Preface to the special issue: Dialectics and the Gordian knot	Ollman B., Badeen D.	2015	1

Marketing

Building Brand and Profile

SAGE has several initiatives that build the brand and profile of *Capital & Class*. Included are:

Social Media

Journal content is promoted through social media, including the SAGE Politics Twitter feed which has 7,701 followers to date.



The great British housing crisis - what are its origins? Free to read now in *Capital & Class* ow.ly/EAx230cQGcO

11:45 am - 29 Jun 2017

Altmetric

Alternative metrics are becoming increasingly important in scholarly publishing. An Altmetric score measures online mentions of an individual academic journal article across social media, news outlets, blog sites and reference sites. The score is a helpful measure of online engagement and visibility, but it is not directly linked to citations or usage. The score is derived from an automated algorithm, and represents a weighted count of research outputs reflecting the relative reach of each type of source.

Top Altmetric Scores for *Capital & Class*



Social media, riots, and revolutions
Article in *Capital & Class*, January 2012



Class and panic in British immigration
Article in *Capital & Class*, October 2014



Stuart Hall, Marxism without guarantees, and 'The hard road to renewal'
Article in *Capital & Class*, October 2014



Neoliberal hegemony, transnational capital and the terms of the EU's eastward...
Article in *Capital & Class*, January 2006



Cars and consumption
Article in *Capital & Class*, January 2013

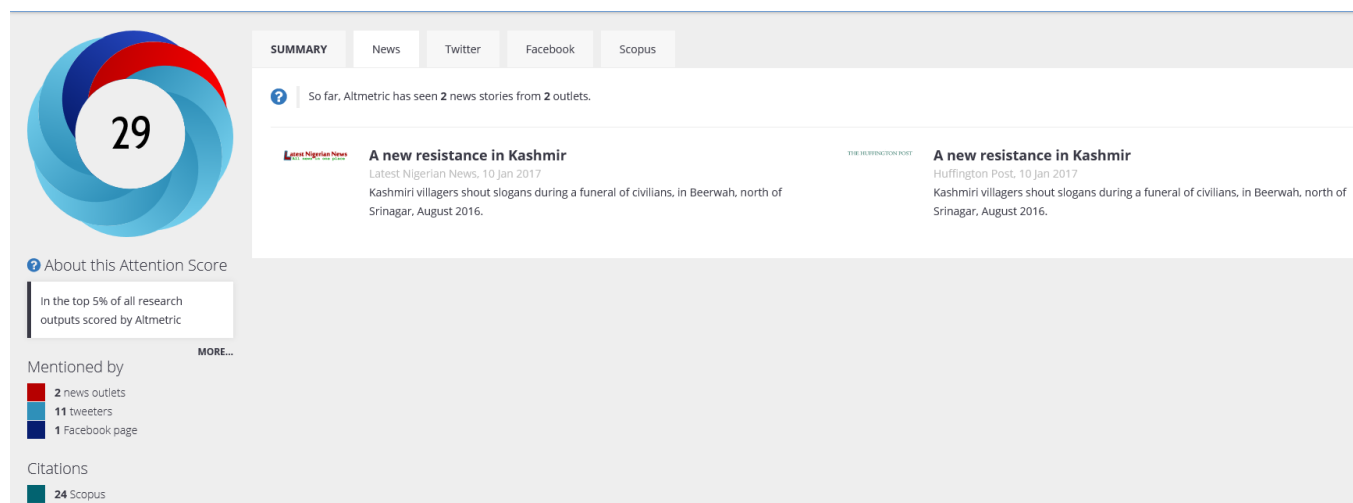


Non-human animals within contemporary capitalism: A Marxist account of non...
Article in *Capital & Class*, July 2016

The Colours of the Donut

- Policy documents
- Google+
- News
- LinkedIn
- Blogs
- Reddit
- Twitter
- Faculty1000
- Post-publication peer-reviews
- Q&A (stack overflow)
- Facebook
- Youtube
- Sina Weibo
- Pinterest
- Wikipedia

'Social media, riots, and revolutions' (2012) has seen the following news and Twitter coverage:



So far, Altmetric has seen **11** tweets from **11** users, with an upper bound of **138,035** followers.

Kait Morris
@KaitRhea

[ARTICLE] "Social media, riots, and revolutions" by Christian Fuchs, Capital & Class
<http://t.co/afXpPGKI> #socialmedia #theory

27 Oct 2012

socnetfor.com
@socnetfor

[ARTICLE] "Social media, riots, and revolutions" by Christian Fuchs, Capital & Class
<http://t.co/afXpPGKI> #socialmedia #theory

27 Oct 2012

luigi ferraiuolo
@luigiferraiuolo

@morozov_links: "Social media, riots, and revolutions" by Christian Fuchs, Capital & Class
<http://t.co/CqoPoFY7> #socialmedia #theory

26 Oct 2012

Sascha Stoltenow
@BendlerBlogger

[ARTICLE] "Social media, riots, and revolutions" by Christian Fuchs, Capital & Class
<http://t.co/afXpPGKI> #socialmedia #theory

26 Oct 2012

Julien Saada
@julensaada

[ARTICLE] "Social media, riots, and revolutions" by Christian Fuchs, Capital & Class
<http://t.co/afXpPGKI> #socialmedia #theory

26 Oct 2012

Asher Wolf
@Asher_Wolf

[ARTICLE] "Social media, riots, and revolutions" by Christian Fuchs, Capital & Class
<http://t.co/afXpPGKI> #socialmedia #theory

26 Oct 2012

Public Relations

Newsworthy articles may benefit from public relations efforts. Contact your publishing editor if you accept an article that you think may draw wide public attention. We have a range of options, including a press release, blog post, or a media pitch to The Conversation.

Politics Conferences

We have a strong presence at major conferences worldwide where we build the brand and reputation of your journal and drive delegate engagement to raise your international profile. In addition, we provide you with business cards branded with your journal design for you to distribute at conferences and as part of your networking.

Engaging Authors and Reviewers

Authors and reviewers already have an established relationship with the journal and are interested in its continued success. We employ several strategies to engage them in the journal and help them promote their work, including the following:

Author Care Emails

SAGE sends a series of email campaigns to published authors to provide tips and resources. Authors receive one email per quarter over the span of a year.

Kudos

SAGE partners with Kudos, an innovative service that provides authors with tools to maximize the visibility and impact of their research. On publication of their article, your authors receive a personalized email inviting them to register on Kudos and start using this free service. To date, 18,000 SAGE authors are using Kudos, including the below actions on articles published in *Capital & Class*. For more information, see www.growkudos.com.

Kudos Actions Taken

Actions Taken	Total
Articles Claimed	43
Explanations Added	118
Articles Shared	7
Views of Article Pages on Kudos	746

SAGE Journal Author Gateway

SAGE maintains an author portal that gives information on publishing in a SAGE journal, the manuscript submission process and SAGE's publishing policies, as well as ideas to promote their published article. For more information, see <https://sagepub.com/page/journal-author-gateway>.

Thanking Reviewers

SAGE offers a 60-day free trial as a thank you to reviewers for their work and as an incentive to further engage with the journal. This benefits the journal by increasing usage among key readers and gives the journal exposure to reviewers of related journals.

Maximizing Global Dissemination and Reach of Your Content

Your journal benefits from extensive reach and exposure in the global market through various SAGE initiatives and global partnerships.

Market Reach and Sales Growth

The combination of a global sales team, flexible purchasing models and a high quality portfolio has resulted in impressive market reach and sales growth over the last decade: the total number of customers purchasing our SAGE Premier journals product has increased by 475% during this period.

Developing World and Emerging Economies

Partnerships with the UN's **Research4Life** initiative, The **International Network for the Availability of Scientific Publications (INASP)**, and The **eIFL Foundation** make your journal available in over 5000 institutions in the developing world.

Library Marketing

Marketing to librarians allows us to continually show the value of the journal to our customers as well as identify potential sells such as backfile purchases. SAGE's library marketing efforts include:

- A comprehensive on-boarding program for new library customers with email campaigns, webinars, welcome packs and personal follow-up calls to ensure your journal is discoverable and visible to faculty
- Attendance at library conferences and awareness raising events
- Regular reporting on turnaways – unsuccessful attempts by individuals to access our journals at an institution without a subscription. These leads provide strong evidence to enable new sales
- Email campaigns to encourage faculty at institutions trialing our packages to access our journals, actively supporting our sales team with converting trials to sales

Online Platform

Your journal has a new and improved home on our next-generation platform hosted by publishing technology firm Atypon. The Atypon platform offers the following valuable features that serve SAGE journals' ongoing needs:

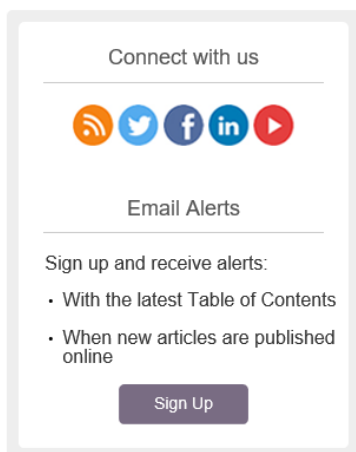
- This platform move means a considerable technology upgrade with a fully responsive design and flexible technology that is adaptable to support emerging user habits and web trends.
- A dedicated Atypon development team provides fast and flexible delivery of our SAGE Journals roadmap.
- SAGE's dedicated online products team includes experts in Search Engine Optimization (SEO). Classic SEO best practices are applied across the SAGE Journals platform to maximize journal discoverability.

Maximizing Journal Usage

SAGE uses several marketing strategies to help build and maintain *Capital & Class's* usage, which in turn should lead to more citations. These include promoting email alerts, email campaigns, discipline marketing and banner ads.

Email Alerts

Journal users can sign up on the journal's homepage to receive email alerts for new content and announcements about *Capital & Class*.



Discipline Marketing

SAGE cross markets journals through **discipline-specific newsletters** and **SAGE Journals platform-wide and discipline-specific free trials**.

Discipline-specific newsletters feature journal and society news, noteworthy articles, special issues, calls for papers, etc. The SAGE Journals platform-wide and discipline-specific free trials happen throughout the year. By registering for these free trials, registrants will have free online access to the discipline collection for 30 days.

Editorial Board Tips

On behalf of *Capital & Class's* entire publishing team at SAGE, it has been a pleasure to work with you in the past year and we're looking forward to the year ahead. We would like to leave you with a few suggested action items for editorial board and society members to help promote *Capital & Class*.

Sign Up for Alerts

TIP: Sign up for eTOC alerts and journal notifications at <https://journals.sagepub.com/action/showPreferences?menuTab=Alerts>.

HOW THIS HELPS: Alerts will tell you when the latest content has been published in OnlineFirst or when a new issue has been released. You can scan the alerts for articles that may have newsworthy potential and flag them with the Editor.

Faculty Pages & CV

TIP: Make sure that your faculty page is up-to-date with your recent publications and mentions your role on *Capital & Class's* journal board with links back to the journal site.

HOW THIS HELPS: By linking your articles published in *Capital & Class* on your website or in your CV to the full-text articles in SAGE Journals you will help increase the journal's search engine results and article downloads.

Utilize Social Media

TIP: Be sure to reference your role with the journal on your professional social media accounts, such as LinkedIn or ResearchGate. SAGE utilizes [social media](#)

sites, including blogs and discipline-specific Twitter pages, to promote journal content. Share article links and journal news with your network of contacts.

HOW THIS HELPS: This generates additional discoverability and exposure for the journal by driving traffic and interest in submitting to the journal.

Kudos

TIP: Promote articles you publish on Kudos and encourage colleagues to use the service for their research. For more information please visit the [SAGE Author Gateway](#).

HOW THIS HELPS: SAGE partners with Kudos, a third-party service, to allow authors to explain, enrich, and share their articles, and then measure the impact of their actions.

Encourage Colleagues and Students to Submit

TIP: When traveling to conference, speaking at lectures, and collaborating with colleagues be on the look-out for opportunities to recommend submission to *Capital & Class*. As an editorial board member you are in the best position to recruit papers from interesting posters or presentations at a conference.

HOW THIS HELPS: Recruiting new, exciting and innovative research from colleagues and upcoming researchers is a great way to increase citations.

Author Responsibilities and Rights

Please refer to the [Ethics & Responsibility](#) section of our Journal Gateway for up-to-date information on publication ethics and on SAGE's publishing policies. For a reminder of the rights authors retain in their articles and SAGE's, please visit the [Copyright and Permissions](#) section of our Journal Gateway.

- You may do whatever you wish with the version of the article you submitted to the journal (Version 1).
- Once the article has been accepted for publication, you may post the accepted version (Version 2) of the article on your own personal website, your department's website or the repository of your institution without any restrictions.
- You may not post the accepted version (Version 2) of the article in any repository other than those listed above (i.e. you may not deposit in the repository of another institution or a subject-matter repository) until 12 months after publication of the article in the journal.
- You may use the published article (version 3) for your own teaching needs or to supply on an individual basis to research colleagues, provided that such supply is not for commercial purposes.
- You may use the article (version 3) in a book authored or edited by you at any time after publication in the journal. This does not apply to books where you are contributing a chapter to a book authored or edited by someone else.
- You may not post the published article (version 3) on a website or in a repository without permission from SAGE.
- When posting or re-using the article please provide a link to the appropriate DOI for the published version of the article on SAGE Journals (<http://online.sagepub.com>)
- Further information on copyright and permissions inquiries can be located on the following webpages:

- <http://www.sagepub.com/authors/journal/permissions.sp>
- <https://sagepub.com/en-us/nam/page/journal-author-gateway>
- For additional queries, email <mailto:permissions@sagepub.com> or visit RightsLink® at <https://sagepub.com/journals-permissions>

Vision Statement

Believing passionately that engaged scholarship lies at the heart of any healthy society and that education is intrinsically valuable, SAGE aims to be the world's leading independent academic and professional publisher. This means playing a creative role in society by disseminating teaching and research on a global scale, the cornerstones of which are good, long-term relationships, a focus on our markets, and an ability to combine quality and innovation.

Leading authors, editors and societies should feel that SAGE is their natural home: we believe in meeting the range of their needs, and in publishing the best of their work. We are a growing company, and our financial success comes from thinking creatively about our markets and actively responding to the needs of our customers. We aim to be the envy of our competitors - to be people with high standards, who care for each other, and above all who take pride in working at SAGE.



Capital and Class Editorial Board Report

Overview

The EB in 2016/2017 consisted of Owen Worth, Julian Wells, Phoebe Moore, Eleonore Kofman, Barry Ryan, Ian Fitzgerald, Paul Stewart, Gregor Gall, David Bailey, Angela Wigger, Grieg Charnock, Daniela Tepe-Belfrage, Nick Potts, Steve Fleetwood and Whyeda Gill-McLure.

This has provided a general expertise in the areas of (International) Political Economy, Heterodox Economics, Industrial Relations, Labour Studies, International Relations, Politics and Geography. At present, there is however shortage of social policy and area studies, which are underrepresented. There have indeed been less Industrial Relations/Labour Studies submissions and more in area studies and the editorial board really needs to represent this shift far more. The uneven levels of activity within the board which has been reported in recent years has become even more profound and this should also be addressed at some point.

The International Advisory Board at present consists of: Stephen Gill (York, Toronto), Patrick Bond (KwaZulu, Natal), Mike Davis (California), John Holloway (Puebla), Makoto Ikoh (Kokugakuin, Tokyo), Bob Jessop (Lancaster), Andrew Kliman (Pace), Joohee Lee (Ewha, South Korea), Alex Miller (Otago), Gerry Strange (Lincoln/UWA), Adam Morton (Sydney), Kees van der Pijl (Sussex/Amsterdam) and Radhika Desai (Manitoba)

Submissions and Print

The submission and print has increased this year with 61 submissions in the first ten months of the year. This compares to 59 submissions in the full year 2016, 74 in 2015 and 51 in 2014 and suggests we might match the 2015 level of submissions. The increase in submissions has led to a backlog of articles. Whilst we have looked to reduce the burden of these through the online first mechanism, a move to more issues per year would be preferable. We currently have 18 articles and 2 BTN articles on Online First. We also went over our print run this year.

Sage Management

Sage changed management of the journal in the summer. Amy Ellis Thompson is our current commissioner. One of the problems of the recent change is that limited progress has been made on ISI citation inclusion and the expansion of copy per year. Certainly in the case of the

former, the 'rush' towards inclusion on indexes appears to have lost its necessity (perhaps in light on the changing nature of the REF or the changing nature of research metric within publishing) but we have stressed that it remains a top priority. The new management have indicated it will be considered for submission next year. The copy issue has also been frustrating, as (like with the ISI issue) the change of management has meant that the journal was not considered for an addition issue at the beginning of the year. I have been ensured that the new team will put it forward for consideration.

Sage has also commended the journal on its geographical range of access and of the positive feedback it has received from authors.

Other Activities

Capital and Class has had a presence at the Historical Materialist conference in Beirut (in February) and at the GERG Revolutions Conference in Winnipeg (in September/March). The working regional groups have continued to grow in significance.

CSE executive committee and office report

October, 2017

The CSE XC usually has two scheduled meeting in 2015, and the third being the AGM. This year the group met just once, in Newcastle.

As usual Alistair and Owen met with representatives at SAGE, which took place this June prior to an EB meeting in London

The organisation finances are in stable condition. All bills and reports are being filed, as required.

Journals continue to be provided to about 10 UK independent and radical bookshops.

Kate and Alistair continue to speak on an almost weekly basis, providing a line supervisor role.

Submitted by Kate Begley and Alistair Cairns

Registration number: 05137584

Conference of Socialist Economists

(A company limited by guarantee)

Annual Report and Unaudited Financial Statements

for the Year Ended 30 September 2016

James Fraser & Co
Chartered Accountants
3 Coates Place
Edinburgh
EH3 7AA

Conference of Socialist Economists

Contents

Company Information	1
Directors' Report	2
Accountants' Report	3
Profit and Loss Account	4
Balance Sheet	5
Notes to the Financial Statements	6 to 8

The following pages do not form part of the statutory financial statements:

Detailed Profit and Loss Account	9 to 10
--	---------

Conference of Socialist Economists
Company Information

Directors	Ms K M Begley Dr P J Wells Dr O Worth Mr A Cairns Mr I Fitzgerald Mr M Meskoub
Registered office	Spaceworks Benton Park Road Newcastle Upon Tyne NE7 7LX
Accountants	James Fraser & Co Chartered Accountants 3 Coates Place Edinburgh EH3 7AA

Conference of Socialist Economists
Directors' Report for the Year Ended 30 September 2016

The directors present their report and the unaudited financial statements for the year ended 30 September 2016.

Directors of the company

The directors who held office during the year were as follows:

Ms K M Begley

Dr P J Wells

Dr O Worth

Mr A Cairns

Mr I Fitzgerald

Mr M Meskoub

Small company provisions

This report has been prepared in accordance with the small companies regime under the Companies Act 2006.

Approved by the Board on 27 June 2017 and signed on its behalf by:

Alistair Cairns

.....
Mr A Cairns
Director

**Chartered Accountants' Report to the Board of Directors on the Preparation of the
Unaudited Statutory Accounts of
Conference of Socialist Economists
for the Year Ended 30 September 2016**

In order to assist you to fulfil your duties under the Companies Act 2006, we have prepared for your approval the accounts of Conference of Socialist Economists for the year ended 30 September 2016 set out on pages 4 to 8 from the company's accounting records and from information and explanations you have given us.

As a practising member firm of the Institute of Chartered Accountants of Scotland, we are subject to its ethical and other professional requirements which are detailed at <http://www.icas.org.uk/accountspreparationguidance>.

This report is made solely to the Directors of Conference of Socialist Economists, in accordance with the terms of our engagement. Our work has been undertaken solely to prepare for your approval the accounts of Conference of Socialist Economists and state those matters that we have agreed to state to the directors of Conference of Socialist Economists, in this report in accordance with the requirements of the Institute of Chartered Accountants of Scotland as detailed at <http://www.icas.org.uk/accountspreparationguidance>. To the fullest extent permitted by law, we do not accept or assume responsibility to anyone other than Conference of Socialist Economists and its Directors for our work or for this report.

It is your duty to ensure that Conference of Socialist Economists has kept adequate accounting records and to prepare statutory accounts that give a true and fair view of the assets, liabilities, financial position and profit of Conference of Socialist Economists. You consider that Conference of Socialist Economists is exempt from the statutory audit requirement for the year.

We have not been instructed to carry out an audit or a review of the accounts of Conference of Socialist Economists. For this reason, we have not verified the accuracy or completeness of the accounting records or information and explanations you have given to us and we do not, therefore, express any opinion on the statutory accounts.

James Fraser & Co

James Fraser & Co
Chartered Accountants
3 Coates Place
Edinburgh
EH3 7AA

Date: 28 June 2017

Conference of Socialist Economists
Profit and Loss Account for the Year Ended 30 September 2016

	Note	2016 £	2015 £
Turnover		25,524	23,238
Cost of sales		<u>(2,250)</u>	<u>-</u>
Gross profit		23,274	23,238
Administrative expenses		<u>(22,945)</u>	<u>(22,712)</u>
Operating profit	2	329	526
Other interest receivable and similar income		<u>-</u>	<u>11</u>
Profit on ordinary activities before taxation		329	537
Tax on profit on ordinary activities	4	<u>(145)</u>	<u>(107)</u>
Profit for the financial year	9	<u><u>184</u></u>	<u><u>430</u></u>

Conference of Socialist Economists
(Registration number: 05137584)
Balance Sheet at 30 September 2016

	Note	2016 £	2015 £
Fixed assets			
Tangible fixed assets	5	203	271
Current assets			
Debtors	6	456	449
Cash at bank and in hand		25,319	24,191
		25,775	24,640
Creditors: Amounts falling due within one year	7	(2,374)	(1,437)
Net current assets		23,401	23,203
Total assets less current liabilities		23,604	23,474
Provisions for liabilities		-	(54)
Net assets		23,604	23,420
Capital and reserves			
Profit and loss account	9	23,604	23,420
Shareholders' funds		23,604	23,420

These accounts have been prepared in accordance with the provisions applicable to companies subject to the small companies regime and in accordance with the Financial Reporting Standard for Smaller Entities (effective 2015).

For the year ending 30 September 2016 the company was entitled to exemption under section 477 of the Companies Act 2006 relating to small companies.

The members have not required the company to obtain an audit in accordance with section 476 of the Companies Act 2006.

The directors acknowledge their responsibilities for complying with the requirements of the Act with respect to accounting records and the preparation of accounts.

27 June 2017

Approved and authorised for issue by the Board on and signed on its behalf by:

Alistair Cairns

.....
Mr A Cairns
Director

Conference of Socialist Economists

Notes to the Financial Statements for the Year Ended 30 September 2016

1 Accounting policies

Basis of preparation

The financial statements have been prepared under the historical cost convention and in accordance with the Financial Reporting Standard for Smaller Entities (effective January 2015).

Turnover

Turnover represents amounts chargeable in respect of the sale of goods and services to customers.

Depreciation

Depreciation is provided on tangible fixed assets so as to write off the cost or valuation, less any estimated residual value, over their expected useful economic life as follows:

Asset class	Depreciation method and rate
Plant and machinery	25% reducing balance

Deferred tax

Deferred tax is recognised, without discounting, in respect of all timing differences between the treatment of certain items for taxation and accounting purposes, which have arisen but not reversed by the balance sheet date, except as required by the FRSSE.

Deferred tax is measured at the rates that are expected to apply in the periods when the timing differences are expected to reverse, based on the tax rates and law enacted at the balance sheet date.

Foreign currency

Transactions in foreign currencies are recorded at the exchange rate ruling at the date of the transaction. Monetary assets and liabilities denominated in foreign currencies are retranslated at the closing rates at the balance sheet date. All exchange differences are included in the profit and loss account.

Hire purchase and leasing

Rentals payable under operating leases are charged in the profit and loss account on a straight line basis over the lease term.

Pensions

Payments in respect of post-retirement benefits are charged to the profit and loss account in the period to which they relate.

2 Operating profit

Operating profit is stated after charging:

	2016	2015
	£	£
Foreign currency gains	(30)	(3)
Depreciation of tangible fixed assets	68	90
	<u>68</u>	<u>90</u>

Conference of Socialist Economists

Notes to the Financial Statements for the Year Ended 30 September 2016

..... *continued*

3 Directors' remuneration

The directors' remuneration for the year was as follows:

	2016	2015
	£	£
Remuneration (including money purchase pension scheme contributions)	11,697	11,710

4 Taxation

Tax on profit on ordinary activities

	2016	2015
	£	£
Current tax		
Corporation tax charge	199	125
Deferred tax		
Origination and reversal of timing differences	(54)	(18)
Total tax on profit on ordinary activities	145	107

5 Tangible fixed assets

	Plant and machinery	Total
	£	£
Cost or valuation		
At 1 October 2015	1,836	1,836
Depreciation		
At 1 October 2015	1,565	1,565
Charge for the year	68	68
At 30 September 2016	1,633	1,633
Net book value		
At 30 September 2016	203	203
At 30 September 2015	271	271

Conference of Socialist Economists

Notes to the Financial Statements for the Year Ended 30 September 2016

..... *continued*

6 Debtors

	2016 £	2015 £
Other debtors	456	449

7 Creditors: Amounts falling due within one year

	2016 £	2015 £
Corporation tax	199	126
Other taxes and social security	675	411
Other creditors	1,500	900
	2,374	1,437

8 Company status

The company is a private company limited by guarantee and consequently does not have share capital. Each of the members is liable to contribute an amount not exceeding £1 towards the assets of the company in the event of liquidation.

9 Reserves

	Profit and loss account £	Total £
At 1 October 2015	23,420	23,420
Profit for the year	184	184
At 30 September 2016	23,604	23,604

Conference of Socialist Economists
Detailed Profit and Loss Account for the Year Ended 30 September 2016

	2016		2015	
	£	£	£	£
Turnover (analysed below)		25,524		23,238
Cost of sales (analysed below)		<u>(2,250)</u>		<u>-</u>
Gross profit		23,274		23,238
Administrative expenses				
Employment costs (analysed below)	(17,030)		(15,470)	
Establishment costs (analysed below)	(3,842)		(4,052)	
General administrative expenses (analysed below)	(1,904)		(2,991)	
Finance charges (analysed below)	(101)		(109)	
Depreciation costs (analysed below)	<u>(68)</u>		<u>(90)</u>	
		(22,945)		(22,712)
Other interest receivable and similar income (analysed below)		<u>-</u>		<u>11</u>
Profit on ordinary activities before taxation		<u><u>329</u></u>		<u><u>537</u></u>

Conference of Socialist Economists
Detailed Profit and Loss Account for the Year Ended 30 September 2016

	2016 £	2015 £
Turnover		
Sales	25,524	23,238
	<u>25,524</u>	<u>23,238</u>
Cost of sales		
Direct costs	2,250	-
	<u>2,250</u>	<u>-</u>
Employment costs		
Directors remuneration	11,097	11,110
Directors NIC (Employers)	205	-
Directors' pensions	600	600
Travelling	5,128	3,760
	<u>17,030</u>	<u>15,470</u>
Establishment costs		
Rent	3,356	3,228
Venue hire	211	515
Insurance	275	309
	<u>3,842</u>	<u>4,052</u>
General administrative expenses		
Telephone and fax	420	420
Printing, postage and stationery	304	294
Sundry expenses	-	112
Accountancy fees	900	900
Legal and professional fees	240	1,215
Advertising	40	50
	<u>1,904</u>	<u>2,991</u>
Finance charges		
Bank charges	131	112
Foreign currency (gains)/losses	(30)	(3)
	<u>101</u>	<u>109</u>
Depreciation costs		
Depreciation of plant and machinery	68	90
Other interest receivable and similar income		
Bank interest receivable	-	11
	<u>-</u>	<u>11</u>