

OWNER:
VICTOR NOMAD LLC

CONSTRUCTION MANAGER:
LEND LEASE
200 PARK AVENUE, 9TH FLOOR
NEW YORK, NY 10166
TEL: 212 592 6700

ARCHITECT:
RAFAEL VINOLY ARCHITECTS PC
50 VANDAM STREET
NEW YORK, NY 10013
TEL: 212 924 5060 FAX: 212 924 5858

STRUCTURAL ENGINEER:
WSP PARSONS BRINCKERHOFF
ONE PENN PLAZA, 4TH FLOOR
NEW YORK, NY 10119
TEL: 212 687 9888

MEP/FIT ENGINEER:
MGE ENGINEERING D.P.C.
116 WEST 32ND STREET, 12TH FLOOR
NEW YORK, NY 10001
TEL: 212 643 9055

GEOTECH CIVIL ENGINEER:
LANGAN ENGINEERING
300 KIMBALL DRIVE, 4TH FLOOR
PARSIPPANY, NJ 07054
TEL: 973 560 4900

VERTICAL TRANSPORT CONSULTANT:
VAN DEUSEN & ASSOCIATES
120 EAGLE ROCK AVENUE, SUITE 310
EAST HANOVER, NJ 07936
TEL: 973 994 9220

ENCLOSURE CONSULTANT:
VIDARIS, INC.
360 PARK AVENUE SOUTH, 15TH FLOOR
NEW YORK, NY 10010
TEL: 212 689 5389

FACADE MAINTENANCE CONSULTANT:
ENTEK ENGINEERING LLC
166 AMES STREET
HACKENSACK, NJ 07601
TEL: 201 820 2801

ACOUSTICAL CONSULTANT:
CERAMI & ASSOCIATES
404 FIFTH AVENUE
NEW YORK, NY 10018
TEL: 212 616 4179

LIGHTING CONSULTANT:
ONE LUX STUDIO
158 WEST 29TH STREET, 10TH FLOOR
NEW YORK, NY 10001
TEL: 212 201 5790

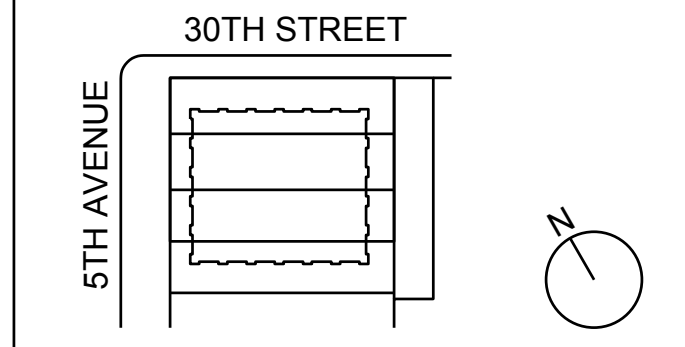
SPECIFICATIONS CONSULTANT:
ROBERT SCHWARTZ & ASSOCIATES
589 EIGHTH AVENUE, 17TH FLOOR
NEW YORK, NY 10018
TEL: 212 691 3248

ENERGY MODELING CONSULTANT:
STEVEN WINTER ASSOCIATES, INC.
307 SEVENTH AVENUE, SUITE 1701
NEW YORK, NY 10001
TEL: 212 564 5800

INTERIOR DESIGN CONSULTANT:
BEERS INTERIORS
156 5TH AVENUE, PENTHOUSE 2
NEW YORK, NY 10010
TEL: 212 352 2020



SEAL	DATE	DESCRIPTION
▲	02/24/17	DOB PAA
▲	12/12/16	CONST. DOC.
▲	10/31/16	95% CD SET
▲	09/16/16	MEP BID ADDENDUM 2
▲	08/01/16	85% CD
▲	06/15/16	ISSUED FOR BID
▲	04/08/16	PROGRESS DD
▲	04/08/16	DOB SUBMITTAL
▲	01/18/16	FOUNDATION BID
▲	12/18/15	SCHEMATIC DESIGN
▲	04/15/15	DOB SUBMITTAL
ISSUE NO.	ISSUE DATE	DESCRIPTION

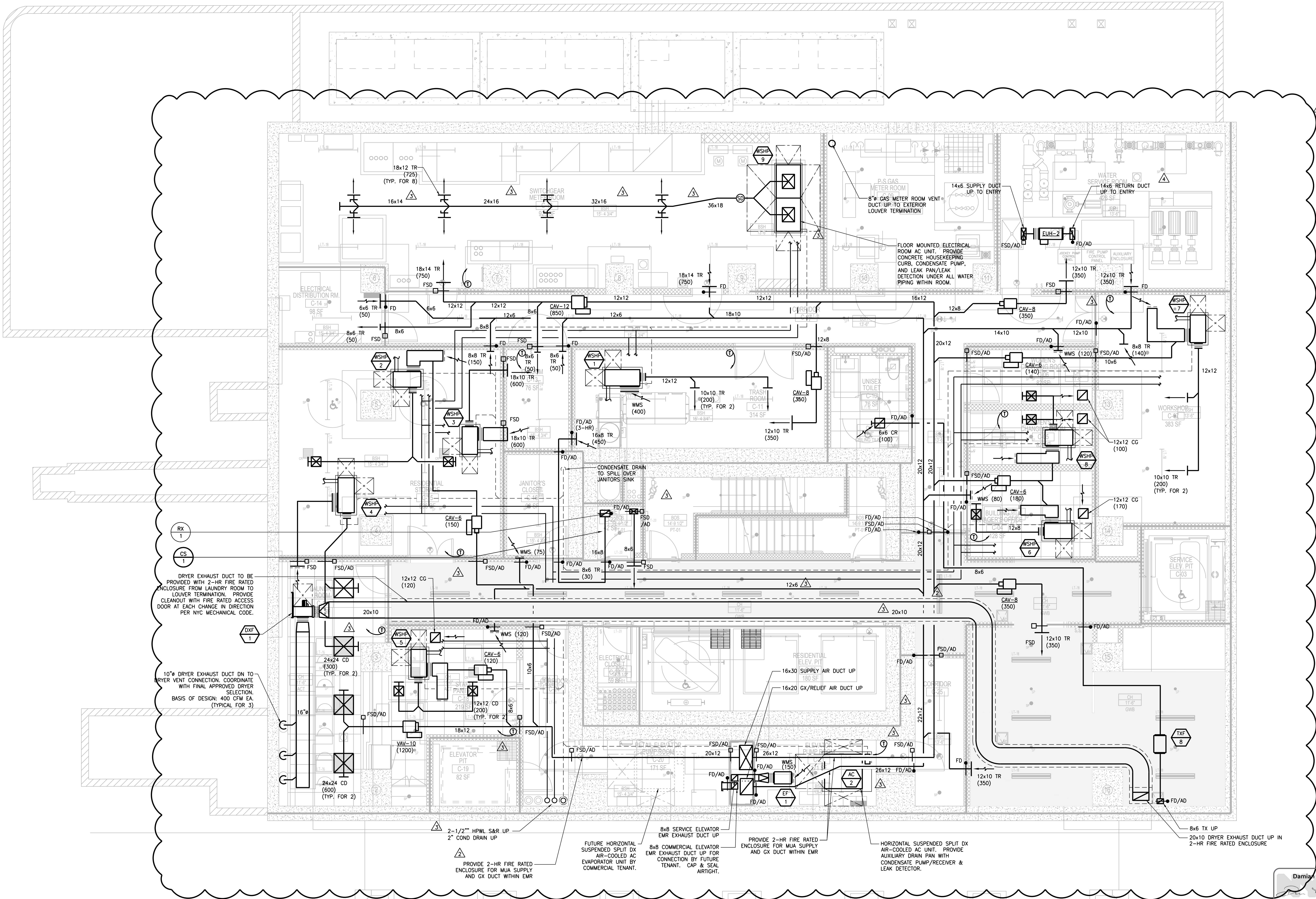


KEY PLAN AND NORTH SIGN
IF THIS DRAWING IS NOT 42" X 30" IT IS A REDUCED PRINT.
REFER TO GRAPHIC SCALE

PROJECT NUMBER: 6982.00
SCALE: 1/4" = 1'-0"

CELLAR
MECHANICAL
PLAN

SHEET TITLE:
M-101.01
SHEET NUMBER: 2 OF 42



NEW YORK CITY BUILDING DEPARTMENT APPROVAL NOTE
THIS PLAN IS APPROVED ONLY FOR WORK INDICATED ON THE APPLICATION SPECIFICATION SHEET. ALL OTHER MATTERS SHOWN ARE NOT TO BE RELIED UPON, OR TO BE CONSIDERED AS EITHER BEING APPROVED OR IN ACCORDANCE WITH APPLICABLE CODES.

NEW YORK CITY ENERGY CONSERVATION CODE
TO THE BEST OF MY KNOWLEDGE, BELIEF AND PROFESSIONAL JUDGMENT, THESE PLANS AND SPECIFICATIONS ARE IN COMPLIANCE WITH THE NEW YORK CITY ENERGY CONSERVATION CODE.

Daniel Titus
APPROVED
Under Directive 3 of 1975
MEP/FIT ENGINEER (LICENSED)
Date: 08/01/2017
NYC Development Hub



281 Fifth Avenue

NEW YORK, NY

OWNER:
VICTOR NOMAD LLC

CONSTRUCTION MANAGER:
LEND LEASE
200 PARK AVENUE, 9TH FLOOR
NEW YORK, NY 10166
TEL: 212 592 6700

ARCHITECT:
RAFAEL VIÑOLY ARCHITECTS PC
50 VANDAM STREET
NEW YORK, NY 10013
TEL: 212 924 5060 FAX: 212 924 5858

STRUCTURAL ENGINEER:
WSP PARSONS BRINCKERHOFF
ONE PENN PLAZA, 4TH FLOOR
NEW YORK, NY 10119
TEL: 212 687 9888

MEP/FIT ENGINEER:
MGE ENGINEERING D.P.C.
116 WEST 32ND STREET, 12TH FLOOR
NEW YORK, NY 10001
TEL: 212 643 9055

GEOTECH CIVIL ENGINEER:
LANGAN ENGINEERING
300 KIMBALL DRIVE, 4TH FLOOR
PARSIPPANY, NJ, 07054
TEL: 973 560 4900

VERTICAL TRANSPORT CONSULTANT:
VAN DEUSEN & ASSOCIATES
120 EAGLE ROCK AVENUE, SUITE 310
EAST HANOVER, NJ, 07836
TEL: 973 994 9220

ENCLOSURE CONSULTANT:
VIDARIS, INC.
360 PARK AVENUE SOUTH, 15TH FLOOR
NEW YORK, NY, 10010
TEL: 212 689 5389

FACADE MAINTENANCE CONSULTANT:
ENTEK ENGINEERING LLC
166 AMES STREET
HACKENSACK, NJ, 07601
TEL: 201 820 2801

ACOUSTICAL CONSULTANT:
CERAMI & ASSOCIATES
404 FIFTH AVENUE
NEW YORK, NY, 10018
TEL: 212 616 4179

LIGHTING CONSULTANT:
ONE LUX STUDIO
158 WEST 29TH STREET, 10TH FLOOR
NEW YORK, NY, 10001
TEL: 212 201 5790

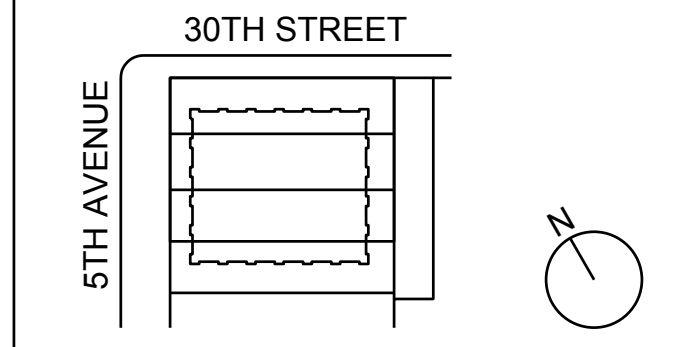
SPECIFICATIONS CONSULTANT:
ROBERT SCHWARTZ & ASSOCIATES
589 EIGHTH AVENUE, 17TH FLOOR
NEW YORK, NY, 10018
TEL: 212 691 3248

ENERGY MODELING CONSULTANT:
STEVEN WINTER ASSOCIATES, INC
307 SEVENTH AVENUE, SUITE 1701
NEW YORK, NY, 10001
TEL: 212 564 5800

INTERIOR DESIGN CONSULTANT:
BEERS INTERIORS
156 5TH AVENUE, PENTHOUSE 2
NEW YORK, NY, 10010
TEL: 212 352 2020

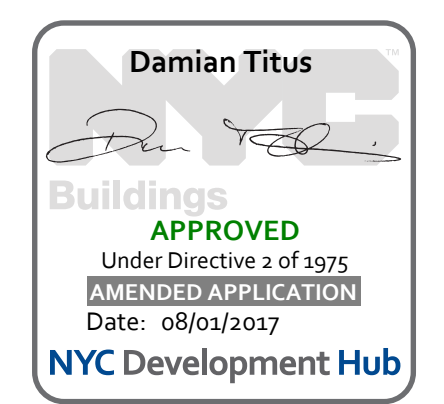


SEAL	DATE	DESCRIPTION
▲	02/24/17	DOB PAA
▲	12/22/16	CONST. DOC. UPDATE
▲	12/12/16	CONST. DOC.
▲	10/31/16	95% CD SET
▲	09/16/16	MEP BID ADDENDUM 2
▲	08/01/16	85% CD
▲	06/15/16	ISSUED FOR BID
▲	04/08/16	PROGRESS DD
▲	04/08/16	DOB SUBMITTAL
▲	01/18/16	FOUNDATION BID
▲	12/18/15	SCHEMATIC DESIGN
▲	04/15/15	DOB SUBMITTAL
ISSUE NO.	ISSUE DATE	DESCRIPTION



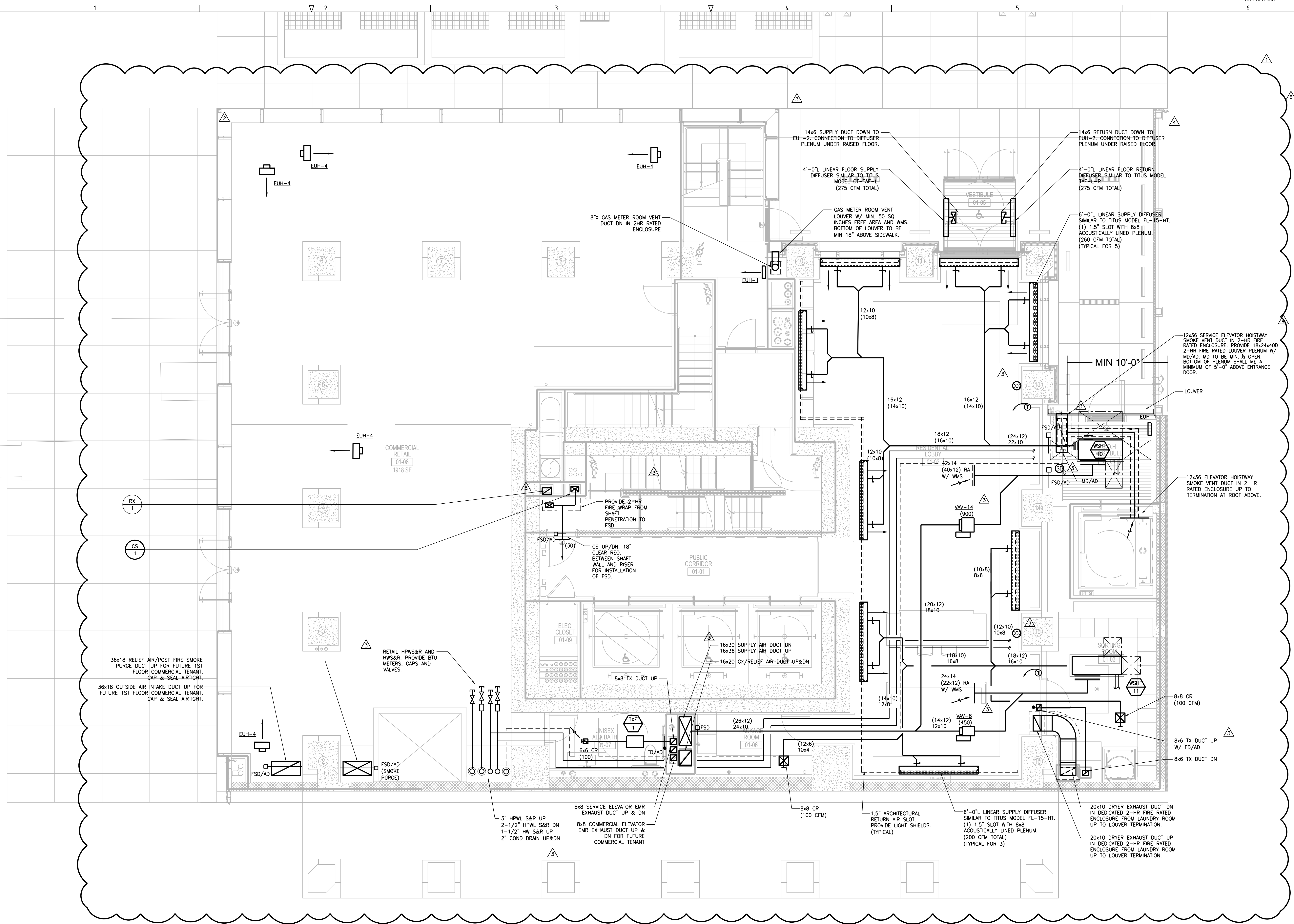
KEY PLAN AND NORTH SIGN
IF THIS DRAWING IS NOT 42" X 30" IT IS
A REDUCED PRINT.
REFER TO GRAPHIC SCALE

PROJECT NUMBER: 6982.00
SCALE 1/4" = 1'-0"



NEW YORK CITY BUILDING DEPARTMENT APPROVAL NOTE
THIS PLAN IS APPROVED ONLY FOR WORK INDICATED ON THE APPLICATION SPECIFICATION SHEET. ALL OTHER MATTERS SHOWN ARE NOT TO BE RELIED UPON, OR TO BE CONSIDERED AS EITHER BEING APPROVED OR IN ACCORDANCE WITH APPLICABLE CODES.

NEW YORK CITY ENERGY CONSERVATION CODE
TO THE BEST OF MY KNOWLEDGE, BELIEF AND PROFESSIONAL JUDGMENT, THESE PLANS AND SPECIFICATIONS ARE IN COMPLIANCE WITH THE NEW YORK CITY ENERGY CONSERVATION CODE.



© 2013 RAFAEL VIÑOLY ARCHITECTS

2003 RAFAEL VIÑOLY ARCHITECTS

281

Fifth Avenue
NEW YORK, NY

OWNER:
VICTOR NOMAD LLC

CONSTRUCTION MANAGER:
LEND LEASE
200 PARK AVENUE, 9TH FLOOR
NEW YORK, NY 10166
TEL: 212 592 6700

ARCHITECT:
RAFAEL VIÑOLY ARCHITECTS PC
50 VANDAM STREET
NEW YORK, NY 10013
TEL: 212 924 5060 FAX: 212 924 5858

STRUCTURAL ENGINEER:
WSP PARSONS BRINCKERHOFF
ONE PENN PLAZA, 4TH FLOOR
NEW YORK, NY 10119
TEL: 212 687 9888

MED/FIT ENGINEER:
MGE ENGINEERING D.P.C.
116 WEST 32ND STREET, 12TH FLOOR
NEW YORK, NY 10001
TEL: 212 643 9055

GEOTECH CIVIL ENGINEER:
LANGAN ENGINEERING
300 KIMBALL DRIVE, 4TH FLOOR
PARSIPPANY, NJ, 07054
TEL: 973 560 4900

VERTICAL TRANSPORT CONSULTANT:
VAN DEUSEN & ASSOCIATES
120 EAGLE ROCK AVENUE, SUITE 310
EAST HANOVER, NJ, 07836
TEL: 973 994 9220

ENCLOSURE CONSULTANT:
VIDARIS, INC.
360 PARK AVENUE SOUTH, 15TH FLOOR
NEW YORK, NY, 10010
TEL: 212 689 5389

FACADE MAINTENANCE CONSULTANT:
ENTEK ENGINEERING LLC
166 AMES STREET
HACKENSACK, NJ, 07601
TEL: 201 820 2801

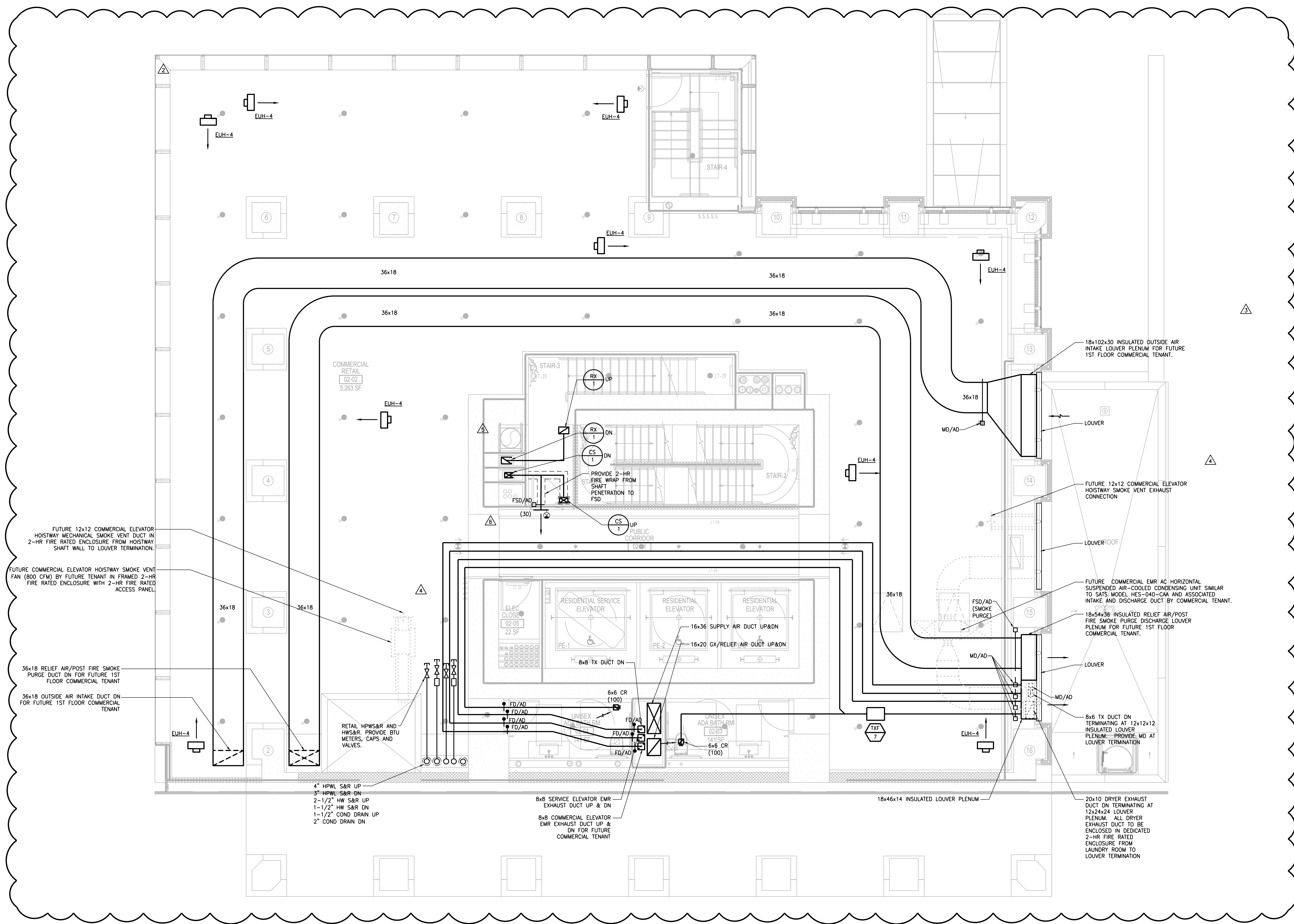
ACOUSTICAL CONSULTANT:
CERAMI & ASSOCIATES
404 FIFTH AVENUE
NEW YORK, NY, 10018
TEL: 212 616 4179

LIGHTING CONSULTANT:
ONE LUX STUDIO
158 WEST 29TH STREET, 10TH FLOOR
NEW YORK, NY, 10001
TEL: 212 201 5790

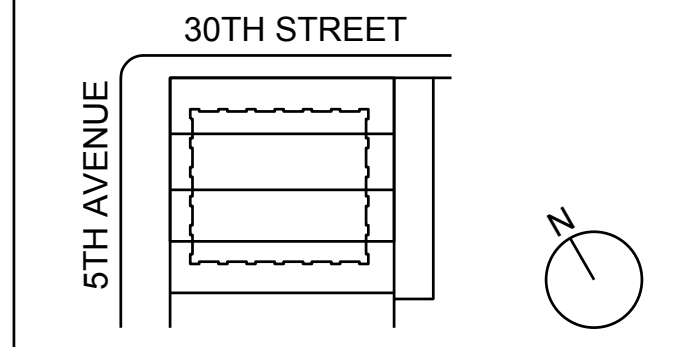
SPECIFICATIONS CONSULTANT:
ROBERT SCHWARTZ & ASSOCIATES
589 EIGHTH AVENUE, 17TH FLOOR
NEW YORK, NY, 10018
TEL: 212 691 3248

ENERGY MODELING CONSULTANT:
STEVEN WINTER ASSOCIATES, INC
307 SEVENTH AVENUE, SUITE 1701
NEW YORK, NY, 10001
TEL: 212 564 5800

INTERIOR DESIGN CONSULTANT:
BEERS INTERIORS
156 5TH AVENUE, PENTHOUSE 2
NEW YORK, NY, 10010
TEL: 212 352 2020



SEAL	DATE	DESCRIPTION
▲	02/24/17	DOB PAA
▲	02/17/17	BULLETIN #3
▲	12/22/16	CONST. DOC. UPDATE
▲	12/12/16	CONST. DOC.
▲	10/31/16	95% CD SET
▲	09/16/16	MEP BID ADDENDUM 2
▲	08/01/16	85% CD
▲	06/15/16	ISSUED FOR BID
▲	04/08/16	PROGRESS DD
▲	04/08/16	DOB SUBMITTAL
▲	01/18/16	FOUNDATION BID
▲	12/18/15	SCHEMATIC DESIGN
▲	04/15/15	DOB SUBMITTAL
ISSUE NO.	ISSUE DATE	DESCRIPTION



KEY PLAN AND NORTH SIGN
IF THIS DRAWING IS NOT 42" X 30" IT IS A REDUCED PRINT.
REFER TO GRAPHIC SCALE

PROJECT NUMBER: 6982.00
SCALE 1/4" = 1'-0"



NEW YORK CITY BUILDING DEPARTMENT APPROVAL NOTE
THIS PLAN IS APPROVED ONLY FOR WORK INDICATED ON THE APPLICATION SPECIFICATION SHEET. ALL OTHER MATTERS SHOWN ARE NOT TO BE RELIED UPON, OR TO BE CONSIDERED AS EITHER BEING APPROVED OR IN ACCORDANCE WITH APPLICABLE CODES.

NEW YORK CITY ENERGY CONSERVATION CODE
TO THE BEST OF MY KNOWLEDGE, BELIEF AND PROFESSIONAL JUDGMENT, THESE PLANS AND SPECIFICATIONS ARE IN COMPLIANCE WITH THE NEW YORK CITY ENERGY CONSERVATION CODE.



2ND FLOOR
MECHANICAL
PLAN

SHEET TITLE :
M-103.01

SHEET NUMBER : 4 OF 42

281 Fifth Avenue

NEW YORK, NY

OWNER:
VICTOR NOMAD LLC

CONSTRUCTION MANAGER:
LEND LEASE
200 PARK AVENUE, 9TH FLOOR
NEW YORK, NY 10166
TEL: 212 592 6700

ARCHITECT:
RAFAEL VIÑOLY ARCHITECTS PC
50 VANDAM STREET
NEW YORK, NY 10013
TEL: 212 924 5060 FAX: 212 924 5858

STRUCTURAL ENGINEER:
WSP PARSONS BRINCKERHOFF
ONE PENN PLAZA, 4TH FLOOR
NEW YORK, NY 10119
TEL: 212 687 9888

MEDIA/IT ENGINEER:
MGE ENGINEERING D.P.C.
116 WEST 32ND STREET, 12TH FLOOR
NEW YORK, NY 10001
TEL: 212 643 9055

GEOTECH CIVIL ENGINEER:
LANGAN ENGINEERING
300 KIMBALL DRIVE, 4TH FLOOR
PARSIPPANY, NJ, 07054
TEL: 973 560 4900

VERTICAL TRANSPORT CONSULTANT:
VAN DEUSEN & ASSOCIATES
120 EAGLE ROCK AVENUE, SUITE 310
EAST HAVEN, NJ, 07836
TEL: 973 994 9220

ENCLOSURE CONSULTANT:
VIDARIS, INC.
360 PARK AVENUE SOUTH, 15TH FLOOR
NEW YORK, NY, 10010
TEL: 212 689 5389

FACADE MAINTENANCE CONSULTANT:
ENTEK ENGINEERING LLC
166 AMES STREET
HACKENSACK, NJ, 07601
TEL: 201 820 2801

ACOUSTICAL CONSULTANT:
CERAMI & ASSOCIATES
404 FIFTH AVENUE
NEW YORK, NY, 10018
TEL: 212 616 4179

LIGHTING CONSULTANT:
ONE LUX STUDIO
158 WEST 29TH STREET, 10TH FLOOR
NEW YORK, NY, 10001
TEL: 212 201 5790

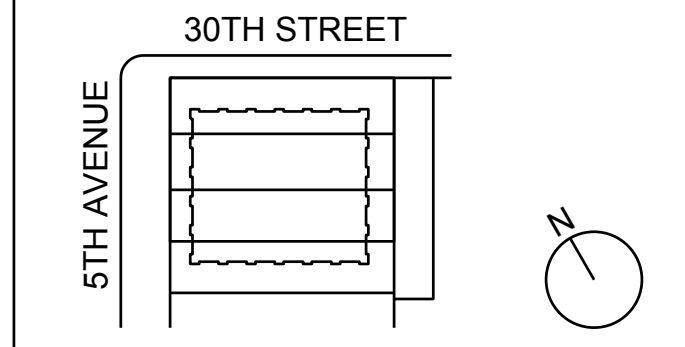
SPECIFICATIONS CONSULTANT:
ROBERT SCHWARTZ & ASSOCIATES
589 EIGHTH AVENUE, 17TH FLOOR
NEW YORK, NY, 10018
TEL: 212 691 3248

ENERGY MODELING CONSULTANT:
STEVEN WINTER ASSOCIATES, INC.
307 SEVENTH AVENUE, SUITE 1701
NEW YORK, NY, 10001
TEL: 212 564 5800

INTERIOR DESIGN CONSULTANT:
BEERS INTERIORS
156 5TH AVENUE, PENTHOUSE 2
NEW YORK, NY, 10010
TEL: 212 352 2020



SEAL	DATE	DESCRIPTION
▲	02/24/17	DOB PAA
▲	02/17/17	BULLETIN #3
▲	12/12/16	CONST. DOC.
▲	10/31/16	95% CD SET
▲	09/16/16	MEP BID ADDENDUM 2
▲	08/01/16	85% CD
▲	06/15/16	ISSUED FOR BID
▲	04/08/16	PROGRESS DD
▲	04/08/16	DOB SUBMITTAL
▲	01/18/16	FOUNDATION BID
▲	12/18/15	SCHEMATIC DESIGN
▲	04/15/15	DOB SUBMITTAL
▲	ISSUE NO.	DATE

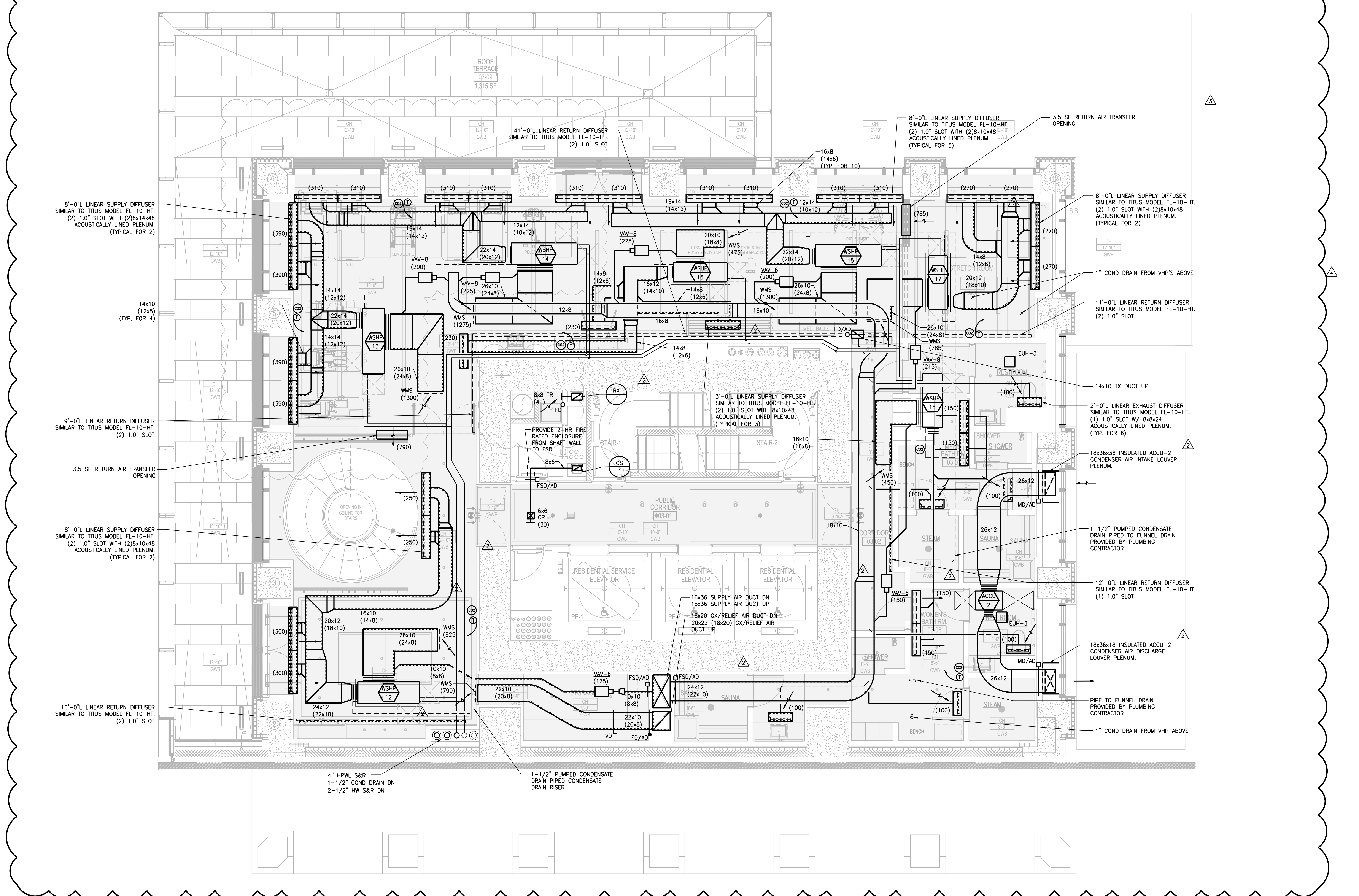


KEY PLAN AND NORTH SIGN
IF THIS DRAWING IS NOT 42" X 30" IT IS
A REDUCED PRINT.
REFER TO GRAPHIC SCALE

PROJECT NUMBER: 6982.00
SCALE: 1/4" = 1'-0"

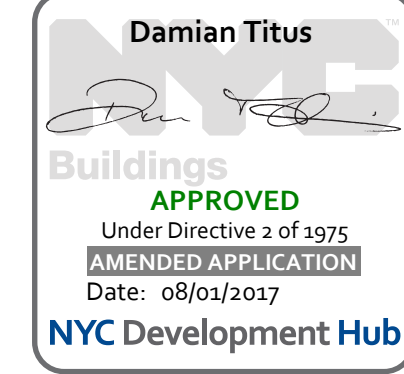
3RD FLOOR
MECHANICAL
PLAN

SHEET TITLE:
M-104.01
SHEET NUMBER: 5 OF 42



NEW YORK CITY BUILDING DEPARTMENT APPROVAL NOTE
THIS PLAN IS APPROVED ONLY FOR WORK INDICATED ON THE APPLICATION SPECIFICATION SHEET. ALL OTHER MATTERS SHOWN ARE NOT TO BE RELIED UPON, OR TO BE CONSIDERED AS EITHER BEING APPROVED OR IN ACCORDANCE WITH APPLICABLE CODES.

NEW YORK CITY ENERGY CONSERVATION CODE
TO THE BEST OF MY KNOWLEDGE, BELIEF AND PROFESSIONAL JUDGMENT, THESE PLANS AND SPECIFICATIONS ARE IN COMPLIANCE WITH THE NEW YORK CITY ENERGY CONSERVATION CODE.



281 Fifth Avenue NEW YORK, NY

OWNER:
VICTOR NOMAD LLC

CONSTRUCTION MANAGER:
LEND LEASE
200 PARK AVENUE, 9TH FLOOR
NEW YORK, NY 10166
TEL: 212 592 6700

ARCHITECT:
RAFAEL VIÑOLY ARCHITECTS PC
50 VANDAM STREET
NEW YORK, NY 10013
TEL: 212 924 5060 FAX: 212 924 5858

STRUCTURAL ENGINEER:
WSP PARSONS BRINCKERHOFF
ONE PENN PLAZA, 4TH FLOOR
NEW YORK, NY 10119
TEL: 212 687 9888

MEDIA/AVIT ENGINEER:
MGE ENGINEERING D.P.C.
116 WEST 32ND STREET, 12TH FLOOR
NEW YORK, NY 10001
TEL: 212 643 9055

GEOTECH CIVIL ENGINEER:
LANGAN ENGINEERING
300 KIMBALL DRIVE, 4TH FLOOR
PARSIPPANY, NJ, 07054
TEL: 973 994 4900

VERTICAL TRANSPORT CONSULTANT:
VAN DEUSEN & ASSOCIATES
120 EAGLE ROCK AVENUE, SUITE 310
EAST HANOVER, NJ, 07836
TEL: 973 994 9220

ENCLOSURE CONSULTANT:
VIDARIS, INC.
360 PARK AVENUE SOUTH, 15TH FLOOR
NEW YORK, NY, 10010
TEL: 212 689 5389

FACADE MAINTENANCE CONSULTANT:
ENTEK ENGINEERING LLC
166 AMES STREET
HACKENSACK, NJ, 07601
TEL: 201 820 2801

ACOUSTICAL CONSULTANT:
CERAMI & ASSOCIATES
404 FIFTH AVENUE
NEW YORK, NY, 10018
TEL: 212 616 4179

LIGHTING CONSULTANT:
ONE LUX STUDIO
158 WEST 29TH STREET, 10TH FLOOR
NEW YORK, NY, 10001
TEL: 212 201 5790

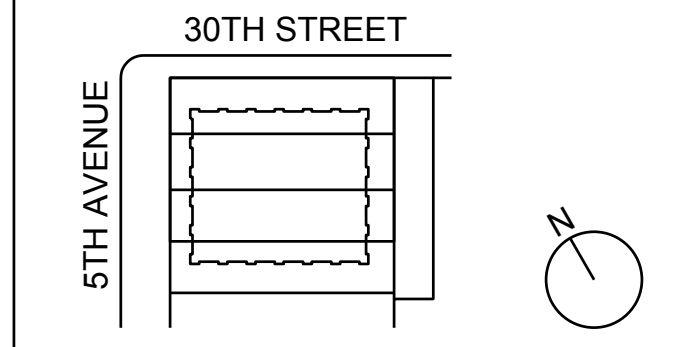
SPECIFICATIONS CONSULTANT:
ROBERT SCHWARTZ & ASSOCIATES
589 EIGHTH AVENUE, 17TH FLOOR
NEW YORK, NY, 10018
TEL: 212 691 3248

ENERGY MODELING CONSULTANT:
STEVEN WINTER ASSOCIATES, INC.
307 SEVENTH AVENUE, SUITE 1701
NEW YORK, NY, 10001
TEL: 212 564 5800

INTERIOR DESIGN CONSULTANT:
BEERS INTERIORS
156 5TH AVENUE, PENTHOUSE 2
NEW YORK, NY, 10010
TEL: 212 352 2020

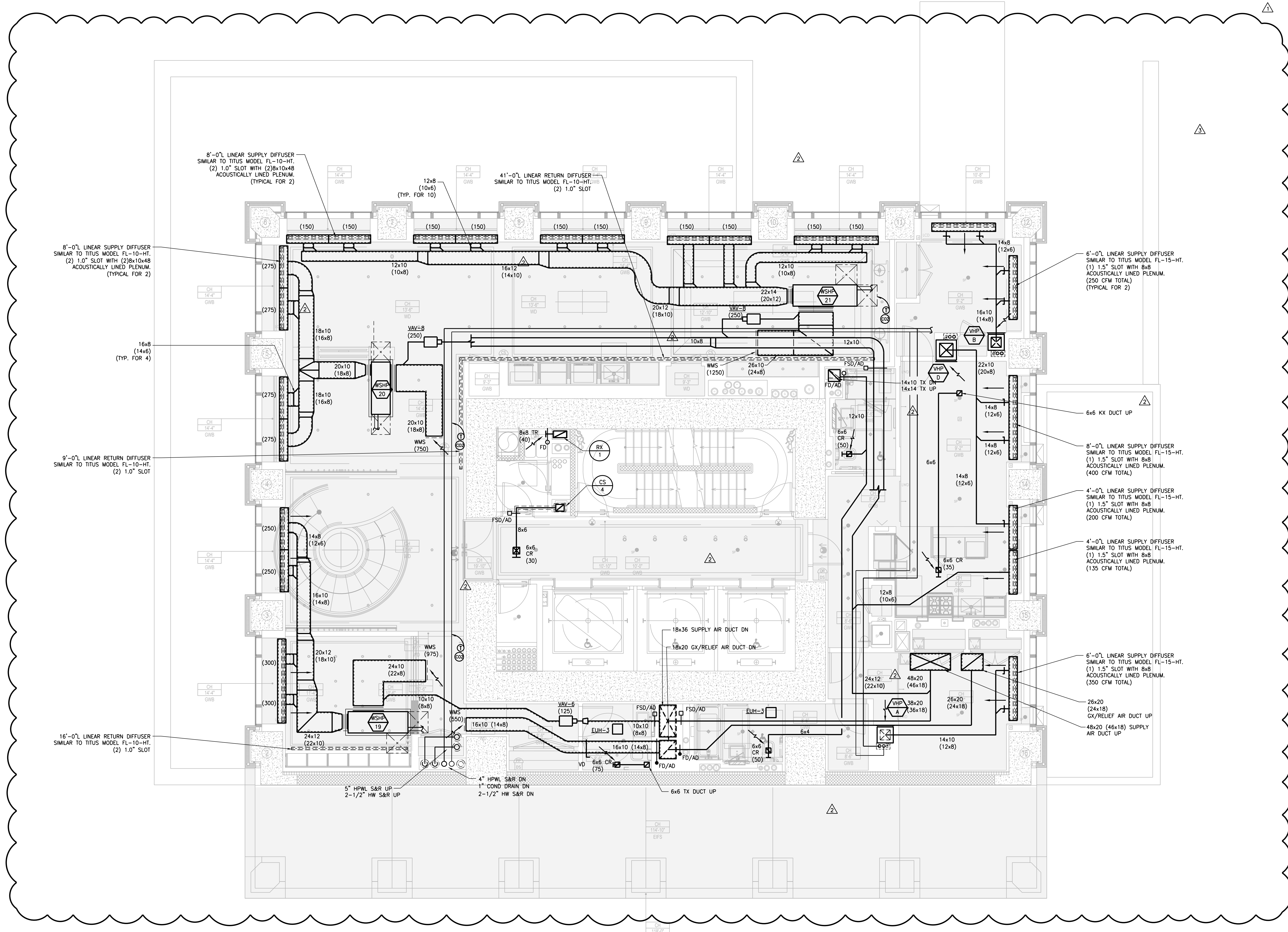
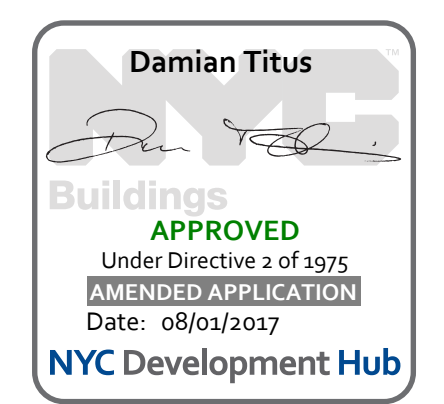


ISSUE NO.	DATE	DESCRIPTION
02/24/17	DOB PAA	
02/17/17	BULLETIN #3	
12/12/16	CONST. DOC.	
10/31/16	95% CD SET	
09/16/16	MEP BID ADDENDUM 2	
08/01/16	85% CD	
06/15/16	ISSUED FOR BID	
04/08/16	PROGRESS DD	
04/08/16	DOB SUBMITTAL	
01/18/16	FOUNDATION BID	
12/18/15	SCHEMATIC DESIGN	
04/15/15	DOB SUBMITTAL	



KEY PLAN AND NORTH SIGN
IF THIS DRAWING IS NOT 42" X 30" IT IS
A REDUCED PRINT.
REFER TO GRAPHIC SCALE

PROJECT NUMBER: 6982.00
SCALE: 1/4" = 1'-0"



NEW YORK CITY BUILDING DEPARTMENT APPROVAL NOTE
THIS PLAN IS APPROVED ONLY FOR WORK INDICATED ON THE APPLICATION SPECIFICATION SHEET. ALL OTHER MATTERS SHOWN ARE NOT TO BE RELIED UPON, OR TO BE CONSIDERED AS EITHER BEING APPROVED OR IN ACCORDANCE WITH APPLICABLE CODES.

NEW YORK CITY ENERGY CONSERVATION CODE
TO THE BEST OF MY KNOWLEDGE, BELIEF AND PROFESSIONAL JUDGMENT, THESE PLANS AND SPECIFICATIONS ARE IN COMPLIANCE WITH THE NEW YORK CITY ENERGY CONSERVATION CODE.



SHEET TITLE: **M-105.01**
SHEET NUMBER: 6 OF 42

281 Fifth Avenue NEW YORK, NY

OWNER:
VICTOR NOMAD LLC

CONSTRUCTION MANAGER:
LEND LEASE
200 PARK AVENUE, 9TH FLOOR
NEW YORK, NY 10166
TEL: 212 592 6700

ARCHITECT:
RAFAEL VIÑOLY ARCHITECTS PC
50 VANDAM STREET
NEW YORK, NY 10013
TEL: 212 924 5060 FAX: 212 924 5858

STRUCTURAL ENGINEER:
WSP PARSONS BRINCKERHOFF
ONE PENN PLAZA, 4TH FLOOR
NEW YORK, NY 10119
TEL: 212 687 9888

MEDIA/AVIT ENGINEER:
MGE ENGINEERING D.P.C.
116 WEST 32ND STREET, 12TH FLOOR
NEW YORK, NY 10001
TEL: 212 643 9055

GEOTECH CIVIL ENGINEER:
LANGAN ENGINEERING
300 KIMBALL DRIVE, 4TH FLOOR
PARSIPPANY, NJ, 07054
TEL: 973 560 4900

VERTICAL TRANSPORT CONSULTANT:
VAN DEUSEN & ASSOCIATES
120 EAGLE ROCK AVENUE, SUITE 310
EAST HANOVER, NJ, 07836
TEL: 973 994 9220

ENCLOSURE CONSULTANT:
VIDARIS, INC.
360 PARK AVENUE SOUTH, 15TH FLOOR
NEW YORK, NY, 10010
TEL: 212 689 5389

FACADE MAINTENANCE CONSULTANT:
ENTEK ENGINEERING LLC
166 AMES STREET
HACKENSACK, NJ, 07601
TEL: 201 820 2801

ACOUSTICAL CONSULTANT:
CERAMI & ASSOCIATES
404 FIFTH AVENUE
NEW YORK, NY, 10018
TEL: 212 616 4179

LIGHTING CONSULTANT:
ONE LUX STUDIO
158 WEST 29TH STREET, 10TH FLOOR
NEW YORK, NY, 10001
TEL: 212 201 5790

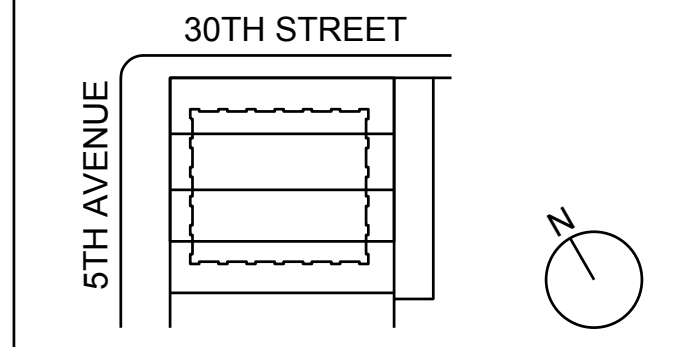
SPECIFICATIONS CONSULTANT:
ROBERT SCHWARTZ & ASSOCIATES
589 EIGHTH AVENUE, 17TH FLOOR
NEW YORK, NY, 10018
TEL: 212 691 3248

ENERGY MODELING CONSULTANT:
STEVEN WINTER ASSOCIATES, INC.
307 SEVENTH AVENUE, SUITE 1701
NEW YORK, NY, 10001
TEL: 212 564 5800

INTERIOR DESIGN CONSULTANT:
BEERS INTERIORS
156 5TH AVENUE, PENTHOUSE 2
NEW YORK, NY, 10010
TEL: 212 352 2020

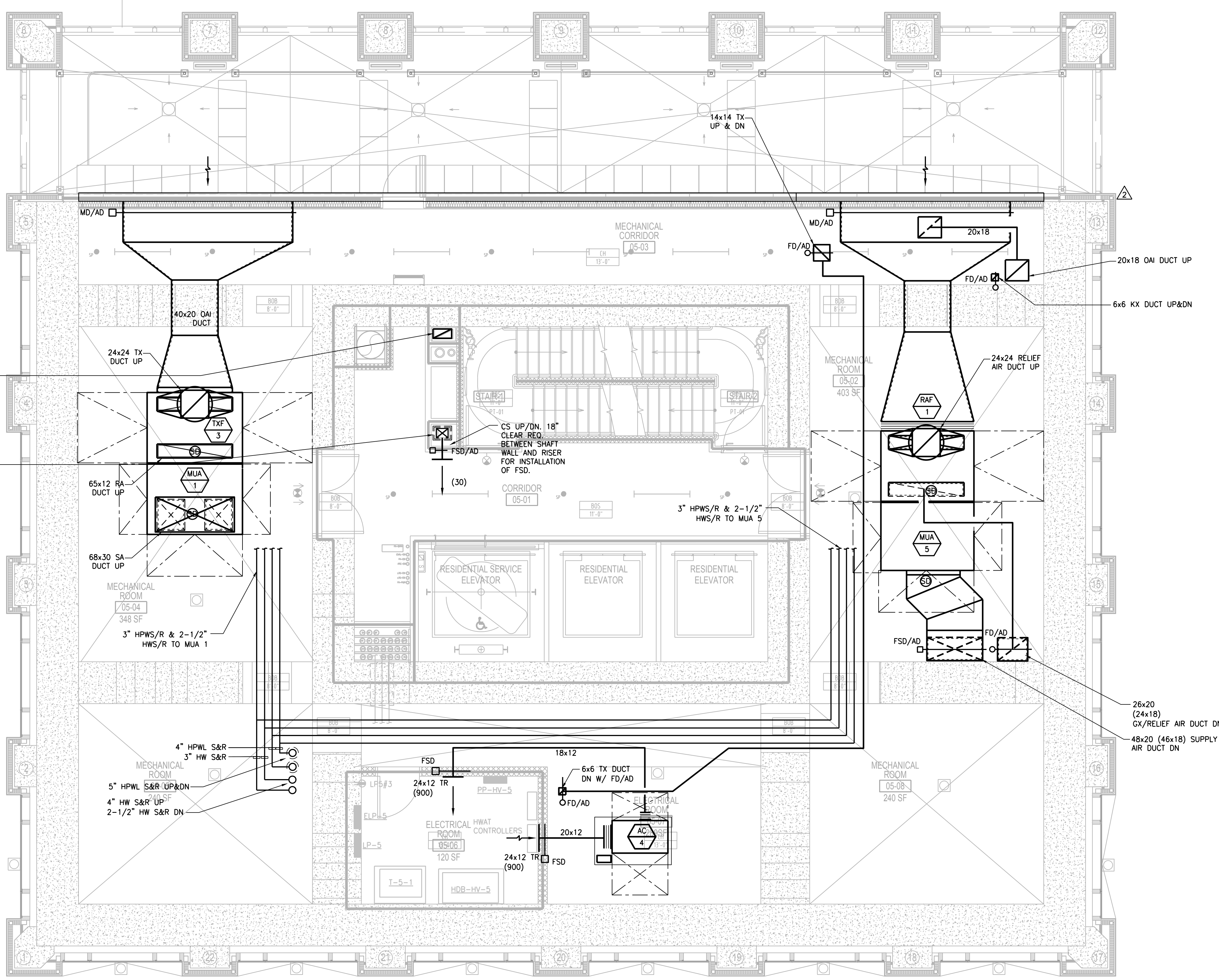


ISSUE NO.	DATE	DESCRIPTION
1	02/24/17	DOB PAA
2	12/12/16	CONST. DOC.
3	10/31/16	95% CD SET
4	09/16/16	MEP BID ADDENDUM 2
5	08/01/16	85% CD
6	06/15/16	ISSUED FOR BID
7	04/08/16	DOB SUBMITTAL
8	01/18/16	FOUNDATION BID
9	12/18/15	SCHEMATIC DESIGN
10	04/15/15	DOB SUBMITTAL



KEY PLAN AND NORTH SIGN
IF THIS DRAWING IS NOT 42" X 30" IT IS
A REDUCED PRINT.
REFER TO GRAPHIC SCALE

PROJECT NUMBER: 6982.00
SCALE 1/4" = 1'-0"



NEW YORK CITY BUILDING DEPARTMENT APPROVAL NOTE
THIS PLAN IS APPROVED ONLY FOR WORK INDICATED ON THE APPLICATION SPECIFICATION SHEET. ALL OTHER MATTERS SHOWN ARE NOT TO BE RELIED UPON, OR TO BE CONSIDERED AS EITHER BEING APPROVED OR IN ACCORDANCE WITH APPLICABLE CODES.

NEW YORK CITY ENERGY CONSERVATION CODE
TO THE BEST OF MY KNOWLEDGE, BELIEF AND PROFESSIONAL JUDGMENT, THESE PLANS AND SPECIFICATIONS ARE IN COMPLIANCE WITH THE NEW YORK CITY ENERGY CONSERVATION CODE.

5TH FLOOR
MECHANICAL
PLAN

SHEET TITLE :
M-106.01

SHEET NUMBER : 7 OF 42

2003 RAFAEL VIÑOLY ARCHITECTS

281 Fifth Avenue NEW YORK, NY

OWNER:
VICTOR NOMAD LLC

CONSTRUCTION MANAGER:
LEND LEASE
200 PARK AVENUE, 9TH FLOOR
NEW YORK, NY 10166
TEL: 212 592 6700

ARCHITECT:
RAFAEL VIÑOLY ARCHITECTS PC
50 VANDAM STREET
NEW YORK, NY 10013
TEL: 212 924 5060 FAX: 212 924 5858

STRUCTURAL ENGINEER:
WSP PARSONS BRINCKERHOFF
ONE PENN PLAZA, 4TH FLOOR
NEW YORK, NY 10119
TEL: 212 687 9888

MED/FIT ENGINEER:
MGE ENGINEERING D.P.C.
116 WEST 32ND STREET, 12TH FLOOR
NEW YORK, NY 10001
TEL: 212 643 9055

GEOTECH CIVIL ENGINEER:
LANGAN ENGINEERING
300 KIMBALL DRIVE, 4TH FLOOR
PARSIPPANY, NJ, 07054
TEL: 973 560 4900

VERTICAL TRANSPORT CONSULTANT:
VAN DEUSEN & ASSOCIATES
120 EAGLE ROCK AVENUE, SUITE 310
EAST HANOVER, NJ, 07836
TEL: 973 994 9220

ENCLOSURE CONSULTANT:
VIDARIS, INC.
360 PARK AVENUE SOUTH, 15TH FLOOR
NEW YORK, NY, 10010
TEL: 212 689 5389

FACADE MAINTENANCE CONSULTANT:
ENTEK ENGINEERING LLC
166 AMES STREET
HACKENSACK, NJ, 07601
TEL: 201 820 2801

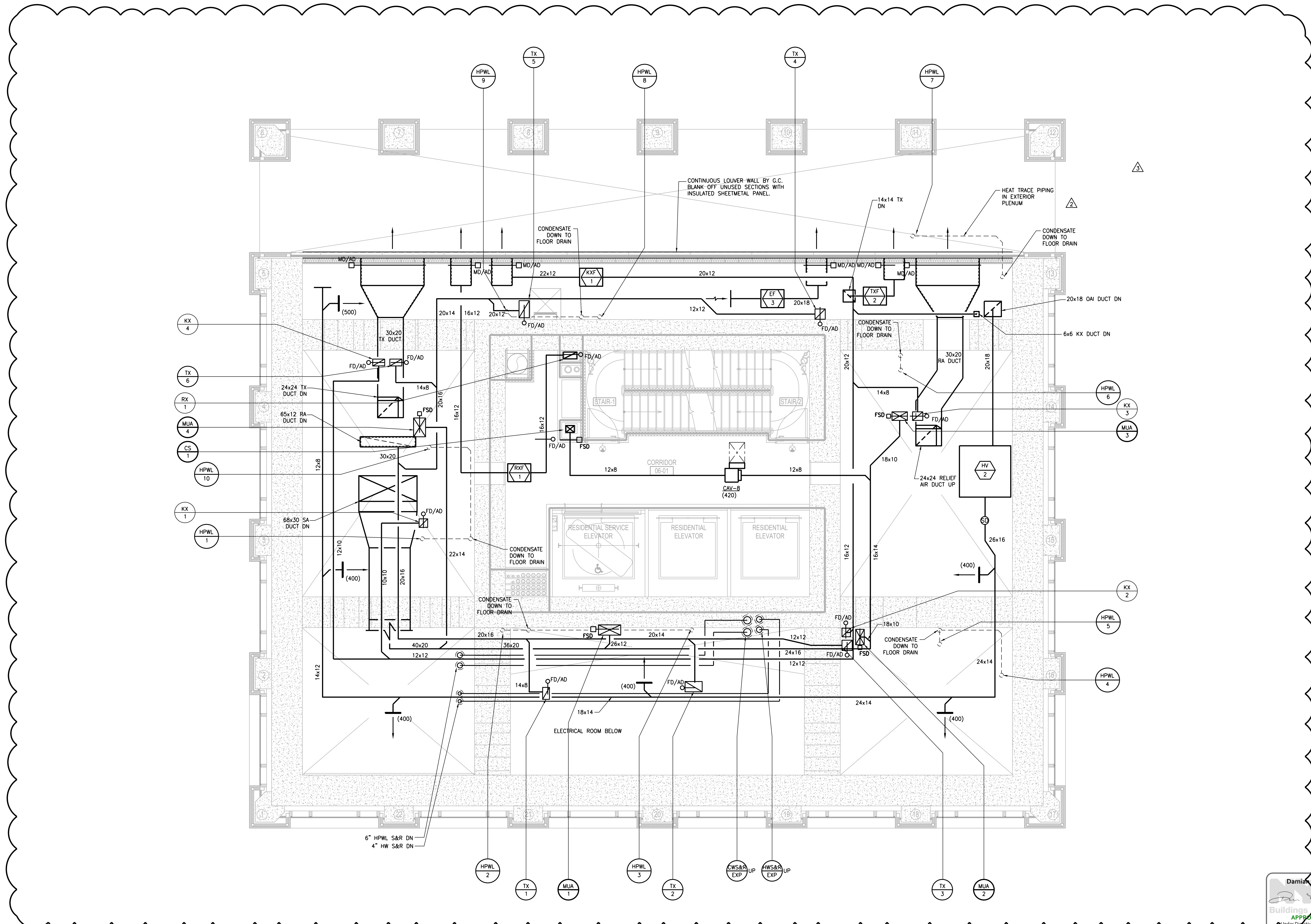
ACOUSTICAL CONSULTANT:
CERAMI & ASSOCIATES
404 FIFTH AVENUE
NEW YORK, NY, 10018
TEL: 212 616 4179

LIGHTING CONSULTANT:
ONE LUX STUDIO
158 WEST 29TH STREET, 10TH FLOOR
NEW YORK, NY, 10001
TEL: 212 201 5790

SPECIFICATIONS CONSULTANT:
ROBERT SCHWARTZ & ASSOCIATES
589 EIGHTH AVENUE, 17TH FLOOR
NEW YORK, NY, 10018
TEL: 212 691 3248

ENERGY MODELING CONSULTANT:
STEVEN WINTER ASSOCIATES, INC.
307 SEVENTH AVENUE, SUITE 1701
NEW YORK, NY, 10001
TEL: 212 564 5800

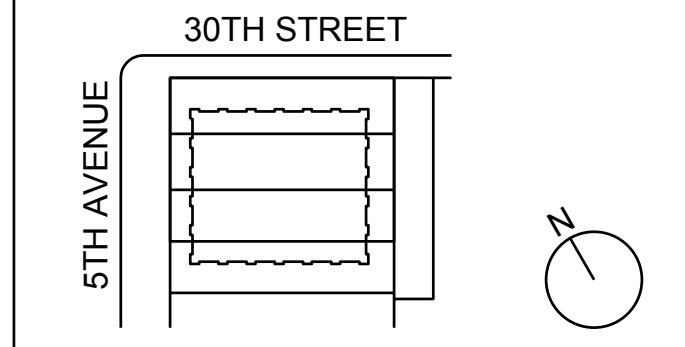
INTERIOR DESIGN CONSULTANT:
BEERS INTERIORS
156 5TH AVENUE, PENTHOUSE 2
NEW YORK, NY, 10010
TEL: 212 352 2020



SEAL


02/24/17	DOB PAA
12/12/16	CONST. DOC.
10/31/16	95% CD SET
09/16/16	MEP BID ADDENDUM 2
08/01/16	85% CD
06/15/16	ISSUED FOR BID
04/08/16	PROGRESS DD
04/08/16	DOB SUBMITTAL
01/18/16	FOUNDATION BID
12/18/15	SCHEMATIC DESIGN
04/15/15	DOB SUBMITTAL

ISSUE NO. DATE DESCRIPTION



KEY PLAN AND NORTH SIGN
IF THIS DRAWING IS NOT 42" X 30" IT IS
A REDUCED PRINT.
REFER TO GRAPHIC SCALE

PROJECT NUMBER: 6982.00
SCALE 1/4" = 1'-0"



NEW YORK CITY BUILDING DEPARTMENT APPROVAL NOTE
THIS PLAN IS APPROVED ONLY FOR WORK INDICATED ON THE APPLICATION SPECIFICATION SHEET. ALL OTHER MATTERS SHOWN ARE NOT TO BE RELIED UPON, OR TO BE CONSIDERED AS EITHER BEING APPROVED OR IN ACCORDANCE WITH APPLICABLE CODES.

NEW YORK CITY ENERGY CONSERVATION CODE
TO THE BEST OF MY KNOWLEDGE, BELIEF AND PROFESSIONAL JUDGMENT, THESE PLANS AND SPECIFICATIONS ARE IN COMPLIANCE WITH THE NEW YORK CITY ENERGY CONSERVATION CODE.

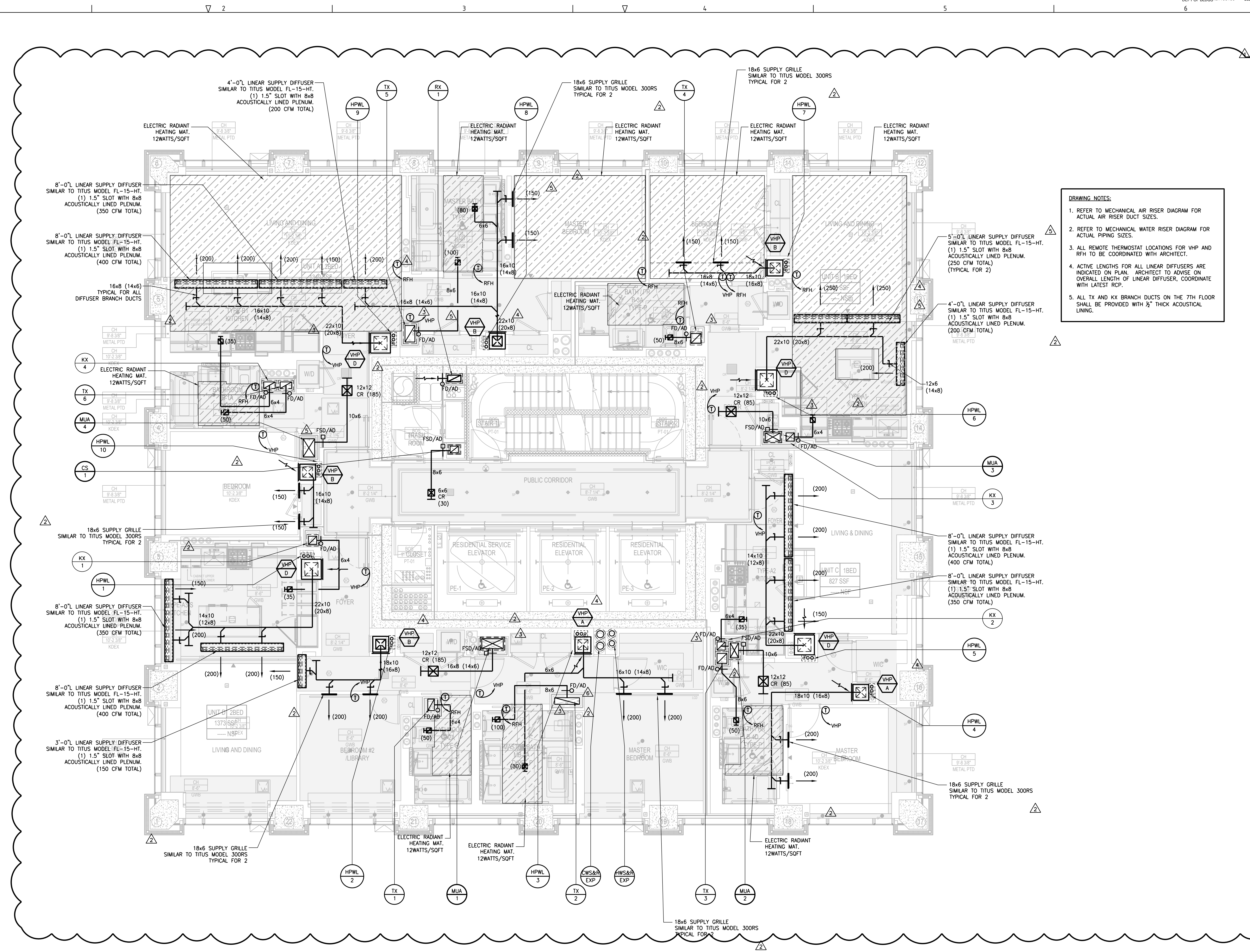


6TH FLOOR
MECHANICAL
PLAN

SHEET TITLE :
M-107.01

SHEET NUMBER : 8 OF 42

© 2013 RAFAEL VINOLY ARCHITECTS



DRAWING NOTES:

1. REFER TO MECHANICAL AIR RISER DIAGRAM FOR ACTUAL AIR RISER DUCT SIZES.
2. REFER TO MECHANICAL WATER RISER DIAGRAM FOR ACTUAL PIPING SIZES.
3. ALL REMOTE THERMOSTAT LOCATIONS FOR VHP AND RFH TO BE COORDINATED WITH ARCHITECT.
4. ACTIVE LENGTHS FOR ALL LINEAR DIFFUSERS ARE INDICATED ON PLAN. ARCHITECT TO ADVISE ON OVERALL LENGTH OF LINEAR DIFFUSER, COORDINATE WITH LATEST RCP.
5. ALL TX AND KX BRANCH DUCTS ON THE 7TH FLOOR SHALL BE PROVIDED WITH 1/2" THICK ACOUSTICAL LINING.

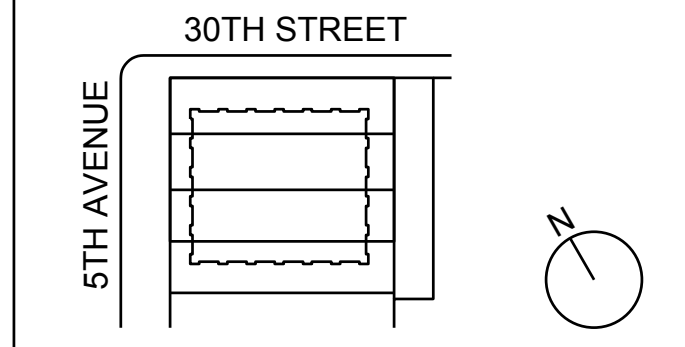
281 Fifth Avenue

NEW YORK, NY

- OWNER:**
VICTOR NOMAD LLC
- CONSTRUCTION MANAGER:**
LEND LEASE
200 PARK AVENUE, 9TH FLOOR
NEW YORK, NY 10166
TEL: 212 592 6700
- ARCHITECT:**
RAFAEL VINOLY ARCHITECTS PC
50 VANDAM STREET
NEW YORK, NY 10013
TEL: 212 924 5060 FAX: 212 924 5858
- STRUCTURAL ENGINEER:**
WSP PARSONS BRINCKERHOFF
ONE PENN PLAZA, 4TH FLOOR
NEW YORK, NY 10119
TEL: 212 687 9888
- MEP/FIT ENGINEER:**
MGE ENGINEERING D.P.C.
116 WEST 32ND STREET, 12TH FLOOR
NEW YORK, NY 10001
TEL: 212 643 9055
- GEOTECH CIVIL ENGINEER:**
LANGAN ENGINEERING
300 KIMBALL DRIVE, 4TH FLOOR
PARSPIPPANY, NJ 07054
TEL: 973 560 4900
- VERTICAL TRANSPORT CONSULTANT:**
VAN DEUSEN & ASSOCIATES
120 EAGLE ROCK AVENUE, SUITE 310
EAST HANOVER, NJ 07936
TEL: 973 994 9220
- ENCLOSURE CONSULTANT:**
VIDARIS, INC.
360 PARK AVENUE SOUTH, 15TH FLOOR
NEW YORK, NY 10010
TEL: 212 689 5389
- FACADE MAINTENANCE CONSULTANT:**
ENTEK ENGINEERING LLC
166 AMES STREET
HACKENSACK, NJ 07601
TEL: 201 820 2801
- ACOUSTICAL CONSULTANT:**
CERAMI & ASSOCIATES
404 FIFTH AVENUE
NEW YORK, NY 10018
TEL: 212 616 4179
- LIGHTING CONSULTANT:**
ONE LUX STUDIO
158 WEST 29TH STREET, 10TH FLOOR
NEW YORK, NY 10001
TEL: 212 201 5790
- SPECIFICATIONS CONSULTANT:**
ROBERT SCHWARTZ & ASSOCIATES
589 EIGHTH AVENUE, 17TH FLOOR
NEW YORK, NY 10018
TEL: 212 691 3248
- ENERGY MODELING CONSULTANT:**
STEVEN WINTER ASSOCIATES, INC.
307 SEVENTH AVENUE, SUITE 1701
NEW YORK, NY 10001
TEL: 212 564 5800
- INTERIOR DESIGN CONSULTANT:**
BEERS INTERIORS
156 5TH AVENUE, PENTHOUSE 2
NEW YORK, NY 10010
TEL: 212 352 2020



SEAL	DATE	DESCRIPTION
▲	02/24/17	DOB PAA
▲	02/17/17	BULLETIN #3
▲	12/22/16	CONST. DOC. UPDATE
▲	12/12/16	CONST. DOC.
▲	10/31/16	95% CD SET
▲	09/16/16	MEP BID ADDENDUM 2
▲	08/01/16	85% CD
▲	06/15/16	ISSUED FOR BID
▲	04/08/16	PROGRESS DD
▲	04/08/16	DOB SUBMITTAL
▲	01/18/16	FOUNDATION BID
▲	12/18/15	SCHEMATIC DESIGN
▲	04/15/15	DOB SUBMITTAL
ISSUE NO.	DATE	DESCRIPTION



KEY PLAN AND NORTH SIGN
IF THIS DRAWING IS NOT 42" X 30" IT IS A REDUCED PRINT.
REFER TO GRAPHIC SCALE

PROJECT NUMBER: 6982.00
SCALE: 1/4" = 1'-0"



NEW YORK CITY BUILDING DEPARTMENT APPROVAL NOTE
THIS PLAN IS APPROVED ONLY FOR WORK INDICATED ON THE APPLICATION SPECIFICATION SHEET. ALL OTHER MATTERS SHOWN ARE NOT TO BE RELIED UPON, OR TO BE CONSIDERED AS EITHER BEING APPROVED OR IN ACCORDANCE WITH APPLICABLE CODES.

NEW YORK CITY ENERGY CONSERVATION CODE
TO THE BEST OF MY KNOWLEDGE, BELIEF AND PROFESSIONAL JUDGMENT, THESE PLANS AND SPECIFICATIONS ARE IN COMPLIANCE WITH THE NEW YORK CITY ENERGY CONSERVATION CODE.



7TH FLOOR MECHANICAL PLAN

SHEET TITLE: **M-108.01**

SHEET NUMBER: 9 OF 42

2003 RAFAEL VINDOY ARCHITECTS

281 Fifth Avenue NEW YORK, NY

OWNER:
VICTOR NOMAD LLC

CONSTRUCTION MANAGER:
LEND LEASE
200 PARK AVENUE, 9TH FLOOR
NEW YORK, NY 10166
TEL: 212 592 6700

ARCHITECT:
RAFAEL VINDOY ARCHITECTS PC
50 VANDAM STREET
NEW YORK, NY 10013
TEL: 212 924 5060 FAX: 212 924 5858

STRUCTURAL ENGINEER:
WSP PARSONS BRINCKERHOFF
ONE PENN PLAZA, 4TH FLOOR
NEW YORK, NY 10119
TEL: 212 643 9888

MECHANICAL ENGINEER:
MGE ENGINEERING D.P.C.
116 WEST 32ND STREET, 12TH FLOOR
NEW YORK, NY 10001
TEL: 212 643 9055

GEOTECH CIVIL ENGINEER:
LANGAN ENGINEERING
300 KIMBALL DRIVE, 4TH FLOOR
PARSPIPPANY, NJ, 07054
TEL: 973 560 4900

VERTICAL TRANSPORT CONSULTANT:
VAN DEUSEN & ASSOCIATES
120 EAGLE ROCK AVENUE, SUITE 310
EAST HANOVER, NJ, 07936
TEL: 973 994 9220

ENCLOSURE CONSULTANT:
VIDARIS, INC.
360 PARK AVENUE SOUTH, 15TH FLOOR
NEW YORK, NY 10010
TEL: 212 689 5389

FACADE MAINTENANCE CONSULTANT:
ENTEK ENGINEERING LLC
166 AMES STREET
HACKENSACK, NJ, 07601
TEL: 201 820 2801

ACOUSTICAL CONSULTANT:
CERAMI & ASSOCIATES
404 FIFTH AVENUE
NEW YORK, NY 10018
TEL: 212 616 4179

LIGHTING CONSULTANT:
ONE LUX STUDIO
158 WEST 29TH STREET, 10TH FLOOR
NEW YORK, NY 10001
TEL: 212 201 5790

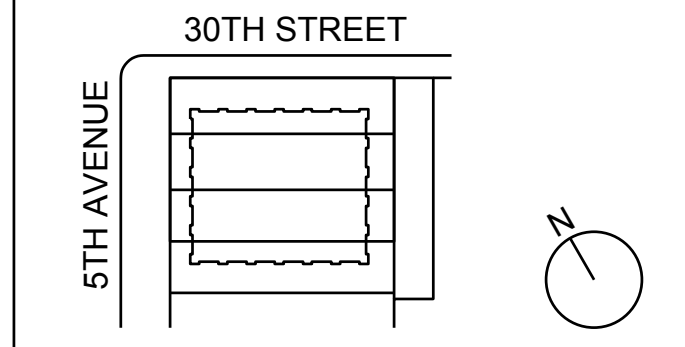
SPECIFICATIONS CONSULTANT:
ROBERT SCHWARTZ & ASSOCIATES
589 EIGHTH AVENUE, 17TH FLOOR
NEW YORK, NY 10018
TEL: 212 691 3248

ENERGY MODELING CONSULTANT:
STEVEN WINTER ASSOCIATES, INC.
307 SEVENTH AVENUE, SUITE 1701
NEW YORK, NY 10001
TEL: 212 564 5800

INTERIOR DESIGN CONSULTANT:
BEERS INTERIORS
156 5TH AVENUE, PENTHOUSE 2
NEW YORK, NY 10010
TEL: 212 352 2020



SEAL	DATE	DESCRIPTION
▲	02/24/17	DOB PAA
▲	02/17/17	BULLETIN #3
▲	12/22/16	CONST. DOC. UPDATE
▲	12/12/16	CONST. DOC.
▲	10/31/16	95% CD SET
▲	09/16/16	MEP BID ADDENDUM 2
▲	08/01/16	85% CD
▲	06/15/16	ISSUED FOR BID
▲	04/08/16	PROGRESS DD
▲	04/08/16	DOB SUBMITTAL
▲	01/18/16	FOUNDATION BID
▲	12/18/15	SCHEMATIC DESIGN
▲	04/15/15	DOB SUBMITTAL
▲	ISSUE NO.	DATE
▲	ISSUE NO.	DESCRIPTION

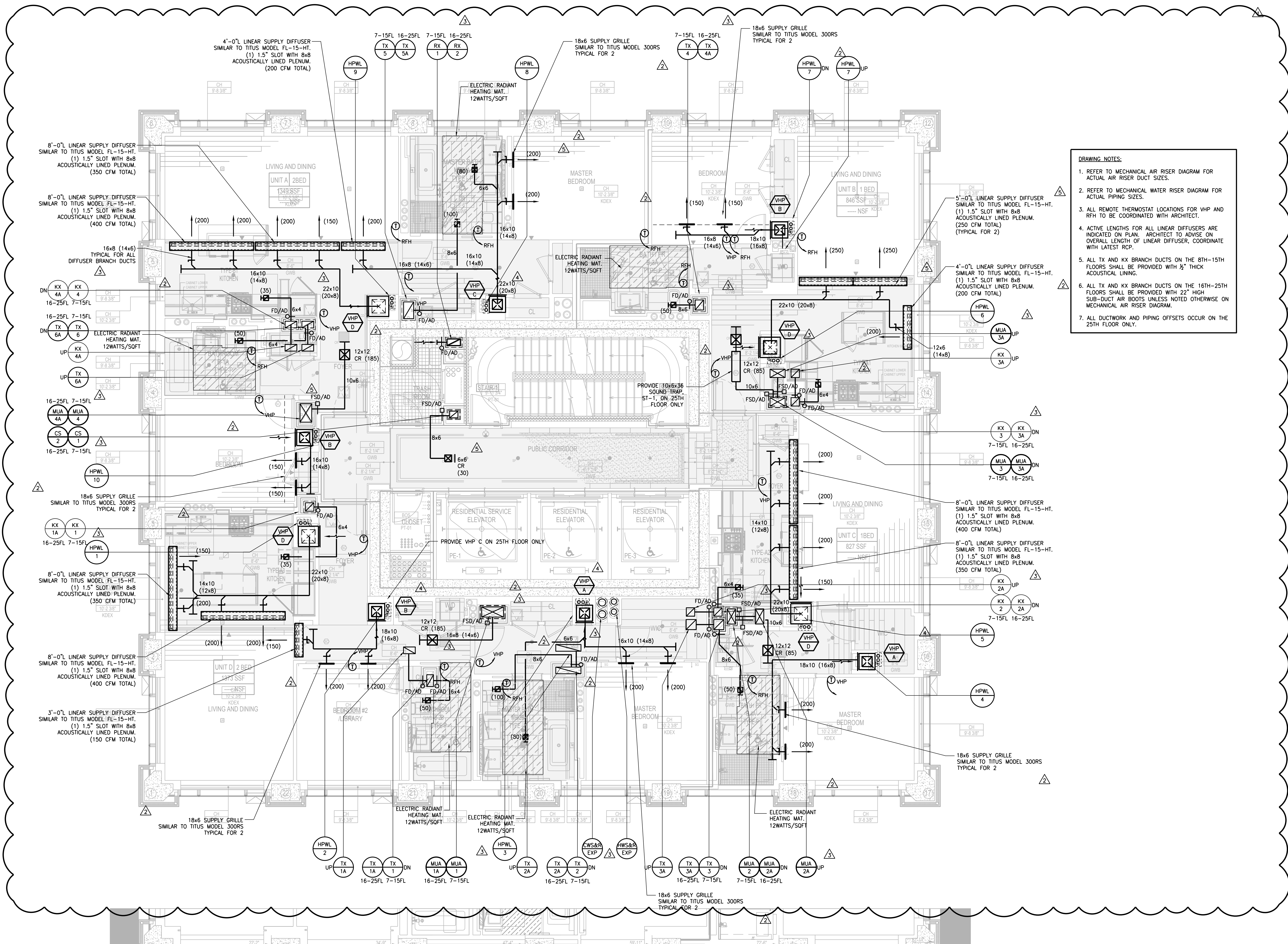


KEY PLAN AND NORTH SIGN
IF THIS DRAWING IS NOT 42" X 30" IT IS A REDUCED PRINT.
REFER TO GRAPHIC SCALE

PROJECT NUMBER: 6982.00
SCALE: 1/4" = 1'-0"

8TH - 25TH FLOOR
MECHANICAL
PLAN

SHEET TITLE:
M-109.01
SHEET NUMBER: 10 OF 42



- DRAWING NOTES:**
- REFER TO MECHANICAL AIR RISER DIAGRAM FOR ACTUAL AIR RISER SIZES.
 - REFER TO MECHANICAL WATER RISER DIAGRAM FOR ACTUAL PIPING SIZES.
 - ALL REMOTE THERMOSTAT LOCATIONS FOR VHP AND RFH TO BE COORDINATED WITH ARCHITECT.
 - ACTIVE LENGTHS FOR ALL LINEAR DIFFUSERS ARE INDICATED ON PLAN. ARCHITECT TO ADVISE ON OVERALL LENGTH OF LINEAR DIFFUSER, COORDINATE WITH LATEST RCP.
 - ALL TX AND KX BRANCH DUCTS ON THE 8TH-15TH FLOORS SHALL BE PROVIDED WITH 1/2" THICK ACOUSTICAL LINING.
 - ALL TX AND KX BRANCH DUCTS ON THE 16TH-25TH FLOORS SHALL BE PROVIDED WITH 22" HIGH SUB-DUCT AIR BOOTS UNLESS NOTED OTHERWISE ON MECHANICAL AIR RISER DIAGRAM.
 - ALL DUCTWORK AND PIPING OFFSETS OCCUR ON THE 25TH FLOOR ONLY.

NEW YORK CITY BUILDING DEPARTMENT APPROVAL NOTE
THIS PLAN IS APPROVED ONLY FOR WORK INDICATED ON THE APPLICATION SPECIFICATION SHEET. ALL OTHER MATTERS SHOWN ARE NOT TO BE RELIED UPON, OR TO BE CONSIDERED AS EITHER BEING APPROVED OR IN ACCORDANCE WITH APPLICABLE CODES.

NEW YORK CITY ENERGY CONSERVATION CODE
TO THE BEST OF MY KNOWLEDGE, BELIEF AND PROFESSIONAL JUDGMENT, THESE PLANS AND SPECIFICATIONS ARE IN COMPLIANCE WITH THE NEW YORK CITY ENERGY CONSERVATION CODE.

Damian Titus
APPROVED
Under Directive 3 of 1975
MECHANICAL ENGINEER
Date: 08/01/2017
NYC Development Hub



2003 RAFAEL VINOLY ARCHITECTS

281 Fifth Avenue

NEW YORK, NY

OWNER:
VICTOR NOMAD LLC

CONSTRUCTION MANAGER:
LEND LEASE
200 PARK AVENUE, 9TH FLOOR
NEW YORK, NY 10166
TEL: 212 592 6700

ARCHITECT:
RAFAEL VINOLY ARCHITECTS PC
50 VANDAM STREET
NEW YORK, NY 10013
TEL: 212 924 5060 FAX: 212 924 5858

STRUCTURAL ENGINEER:
WSP PARSONS BRINCKERHOFF
ONE PENN PLAZA, 4TH FLOOR
NEW YORK, NY 10119
TEL: 212 687 9888

MED/FIT ENGINEER:
MGE ENGINEERING D.P.C.
116 WEST 32ND STREET, 12TH FLOOR
NEW YORK, NY 10001
TEL: 212 643 9055

GEOTECH CIVIL ENGINEER:
LANGAN ENGINEERING
300 KIMBALL DRIVE, 4TH FLOOR
PARSIPPANY, NJ, 07054
TEL: 973 560 4900

VERTICAL TRANSPORT CONSULTANT:
VAN DEUSEN & ASSOCIATES
120 EAGLE ROCK AVENUE, SUITE 310
EAST HANOVER, NJ, 07836
TEL: 973 994 9220

ENCLOSURE CONSULTANT:
VIDARIS, INC.
360 PARK AVENUE SOUTH, 15TH FLOOR
NEW YORK, NY, 10010
TEL: 212 689 5389

FACADE MAINTENANCE CONSULTANT:
ENTEK ENGINEERING LLC
166 AMES STREET
HACKENSACK, NJ, 07601
TEL: 201 820 2801

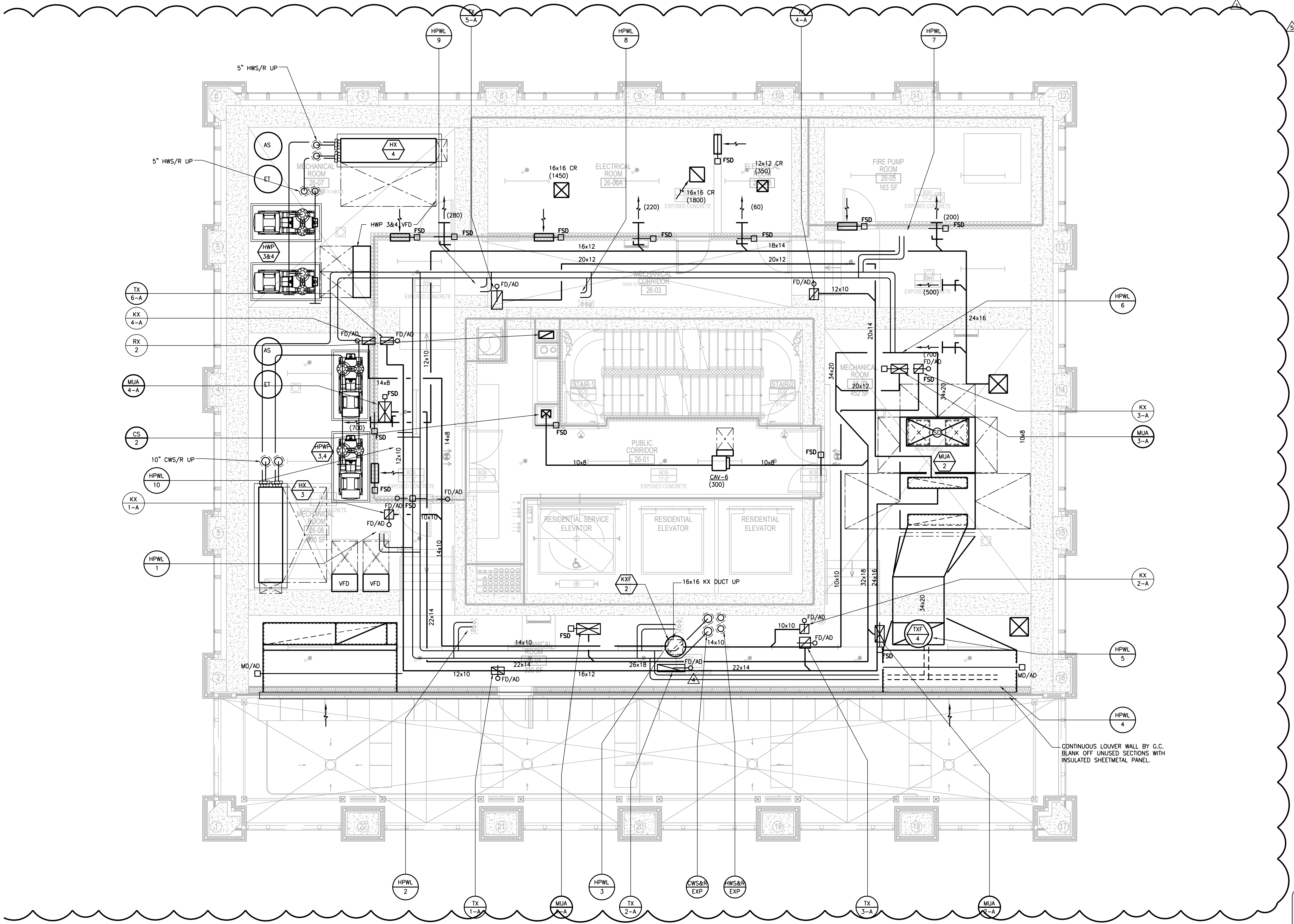
ACOUSTICAL CONSULTANT:
CERAMI & ASSOCIATES
404 FIFTH AVENUE
NEW YORK, NY, 10018
TEL: 212 616 4179

LIGHTING CONSULTANT:
ONE LUX STUDIO
158 WEST 29TH STREET, 10TH FLOOR
NEW YORK, NY, 10001
TEL: 212 201 5790

SPECIFICATIONS CONSULTANT:
ROBERT SCHWARTZ & ASSOCIATES
589 EIGHTH AVENUE, 17TH FLOOR
NEW YORK, NY, 10018
TEL: 212 691 3248

ENERGY MODELING CONSULTANT:
STEVEN WINTER ASSOCIATES, INC.
307 SEVENTH AVENUE, SUITE 1701
NEW YORK, NY, 10001
TEL: 212 564 5800

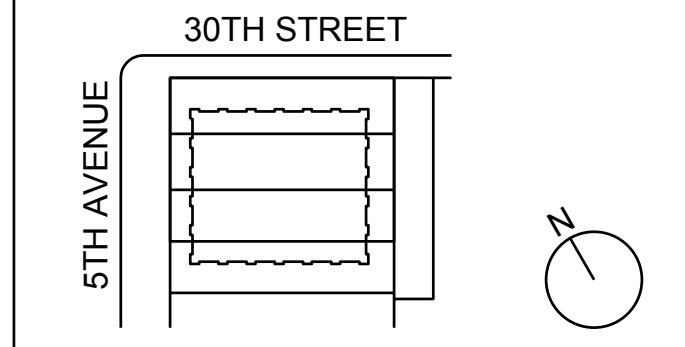
INTERIOR DESIGN CONSULTANT:
BEERS INTERIORS
156 5TH AVENUE, PENTHOUSE 2
NEW YORK, NY, 10010
TEL: 212 352 2020



SEAL

02/24/17	DOB PAA
12/12/16	CONST. DOC.
10/31/16	95% CD SET
09/16/16	MEP BID ADDENDUM 2
08/01/16	85% CD
06/15/16	ISSUED FOR BID
04/08/16	PROGRESS DD
04/08/16	DOB SUBMITTAL
01/18/16	FOUNDATION BID
12/18/15	SCHEMATIC DESIGN
04/15/15	DOB SUBMITTAL

ISSUE NO. DATE DESCRIPTION



KEY PLAN AND NORTH SIGN
IF THIS DRAWING IS NOT 42" X 30" IT IS
A REDUCED PRINT.
REFER TO GRAPHIC SCALE

PROJECT NUMBER: 6982.00
SCALE: 1/4" = 1'-0"



NEW YORK CITY BUILDING DEPARTMENT APPROVAL NOTE
THIS PLAN IS APPROVED ONLY FOR WORK INDICATED ON THE APPLICATION SPECIFICATION SHEET. ALL OTHER MATTERS SHOWN ARE NOT TO BE RELIED UPON, OR TO BE CONSIDERED AS EITHER BEING APPROVED OR IN ACCORDANCE WITH APPLICABLE CODES.

NEW YORK CITY ENERGY CONSERVATION CODE
TO THE BEST OF MY KNOWLEDGE, BELIEF AND PROFESSIONAL JUDGMENT, THESE PLANS AND SPECIFICATIONS ARE IN COMPLIANCE WITH THE NEW YORK CITY ENERGY CONSERVATION CODE.



26TH FLOOR
MECHANICAL
PLAN

SHEET TITLE :
M-110.01

SHEET NUMBER : 11 OF 42

© 2013 RAFAEL VINDOY ARCHITECTS

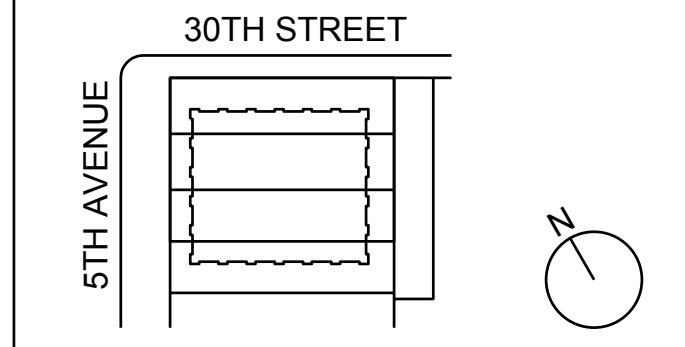
281

Fifth Avenue
NEW YORK, NY

- OWNER:
VICTOR NOMAD LLC
- CONSTRUCTION MANAGER:
LEND LEASE
200 PARK AVENUE, 9TH FLOOR
NEW YORK, NY 10166
TEL: 212 592 6700
- ARCHITECT:
RAFAEL VINDOY ARCHITECTS PC
50 VANDAM STREET
NEW YORK, NY 10013
TEL: 212 924 5060 FAX: 212 924 5858
- STRUCTURAL ENGINEER:
WSP PARSONS BRINCKERHOFF
ONE PENN PLAZA, 4TH FLOOR
NEW YORK, NY 10119
TEL: 212 687 9888
- MEP/FIT ENGINEER:
MGE ENGINEERING D.P.C.
116 WEST 32ND STREET, 12TH FLOOR
NEW YORK, NY 10001
TEL: 212 643 9055
- GEOTECH CIVIL ENGINEER:
LANGAN ENGINEERING
300 KIMBALL DRIVE, 4TH FLOOR
PARSIPPANY, NJ 07054
TEL: 973 560 4900
- VERTICAL TRANSPORT CONSULTANT:
VAN DEUSEN & ASSOCIATES
120 EAGLE ROCK AVENUE, SUITE 310
EAST HANOVER, NJ 07836
TEL: 973 994 9220
- ENCLOSURE CONSULTANT:
VIDARIS, INC.
360 PARK AVENUE SOUTH, 15TH FLOOR
NEW YORK, NY 10010
TEL: 212 689 5389
- FACADE MAINTENANCE CONSULTANT:
ENTEK ENGINEERING LLC
166 AMES STREET
HACKENSACK, NJ 07601
TEL: 201 820 2801
- ACOUSTICAL CONSULTANT:
CERAMI & ASSOCIATES
404 FIFTH AVENUE
NEW YORK, NY 10018
TEL: 212 616 4179
- LIGHTING CONSULTANT:
ONE LUX STUDIO
158 WEST 29TH STREET, 10TH FLOOR
NEW YORK, NY 10001
TEL: 212 201 5790
- SPECIFICATIONS CONSULTANT:
ROBERT SCHWARTZ & ASSOCIATES
589 EIGHTH AVENUE, 17TH FLOOR
NEW YORK, NY 10018
TEL: 212 691 3248
- ENERGY MODELING CONSULTANT:
STEVEN WINTER ASSOCIATES, INC
307 SEVENTH AVENUE, SUITE 1701
NEW YORK, NY 10001
TEL: 212 564 5800
- INTERIOR DESIGN CONSULTANT:
BEERS INTERIORS
156 5TH AVENUE, PENTHOUSE 2
NEW YORK, NY 10010
TEL: 212 352 2020



ISSUE NO.	DATE	DESCRIPTION
SEAL	02/24/17	DOB PAA
	12/12/16	CONST. DOC.
	10/31/16	95% CD SET
	09/16/16	MEP BID ADDENDUM 2
	08/01/16	85% CD
	06/15/16	ISSUED FOR BID
	04/08/16	PROGRESS DD
	04/08/16	DOB SUBMITTAL
	01/18/16	FOUNDATION BID
	12/18/15	SCHEMATIC DESIGN
	04/15/15	DOB SUBMITTAL



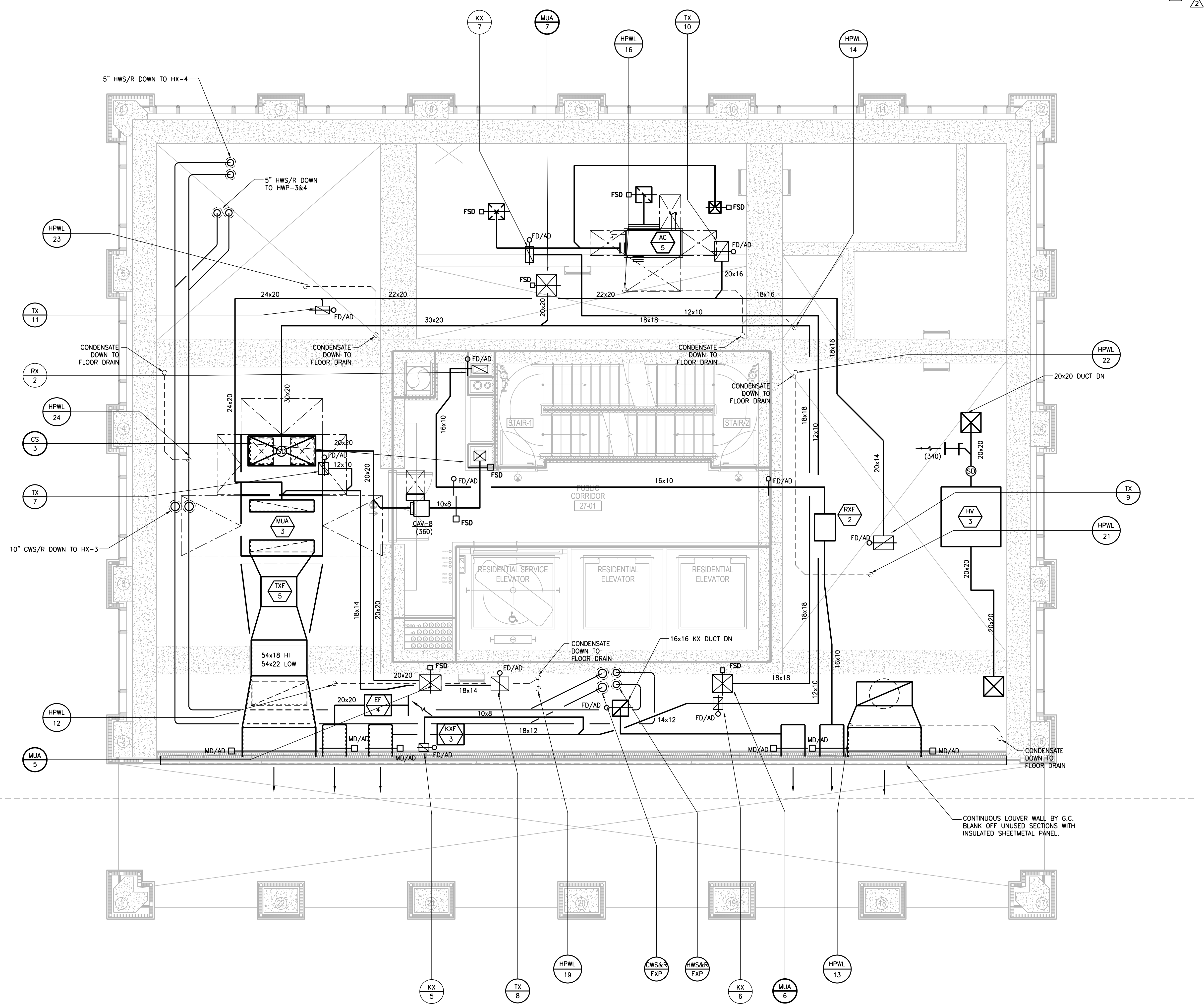
KEY PLAN AND NORTH SIGN
IF THIS DRAWING IS NOT 42" X 30" IT IS
A REDUCED PRINT.
REFER TO GRAPHIC SCALE

PROJECT NUMBER: 6982.00
SCALE 1/4" = 1'-0"

27TH FLOOR
MECHANICAL
PLAN

SHEET TITLE :
M-111.01

SHEET NUMBER : 12 OF 42



NEW YORK CITY BUILDING DEPARTMENT APPROVAL NOTE
THIS PLAN IS APPROVED ONLY FOR WORK INDICATED ON THE APPLICATION SPECIFICATION SHEET. ALL OTHER MATTERS SHOWN ARE NOT TO BE RELIED UPON, OR TO BE CONSIDERED AS EITHER BEING APPROVED OR IN ACCORDANCE WITH APPLICABLE CODES.

NEW YORK CITY ENERGY CONSERVATION CODE
TO THE BEST OF MY KNOWLEDGE, BELIEF AND PROFESSIONAL JUDGMENT, THESE PLANS AND SPECIFICATIONS ARE IN COMPLIANCE WITH THE NEW YORK CITY ENERGY CONSERVATION CODE.



2003 RAFAEL VINOLY ARCHITECTS

1 2 3 4 5 6

281 Fifth Avenue

NEW YORK, NY

OWNER:
VICTOR NOMAD LLC

CONSTRUCTION MANAGER:
LEND LEASE
200 PARK AVENUE, 9TH FLOOR
NEW YORK, NY 10016
TEL: 212 592 6700

ARCHITECT:
RAFAEL VINOLY ARCHITECTS PC
50 VANDAM STREET
NEW YORK, NY 10013
TEL: 212 924 5060 FAX: 212 924 5858

STRUCTURAL ENGINEER:
WSP PARSONS BRINCKERHOFF
ONE PENN PLAZA, 4TH FLOOR
NEW YORK, NY 10119
TEL: 212 687 9888

MEP/FIT ENGINEER:
MGE ENGINEERING D.P.C.
116 WEST 32ND STREET, 12TH FLOOR
NEW YORK, NY 10001
TEL: 212 643 9055

GEOTECH CIVIL ENGINEER:
LANGAN ENGINEERING
300 KIMBALL DRIVE, 4TH FLOOR
PARSIPPANY, NJ 07054
TEL: 973 560 4900

VERTICAL TRANSPORT CONSULTANT:
VAN DEUSEN & ASSOCIATES
120 EAGLE ROCK AVENUE, SUITE 310
EAST HANOVER, NJ 07836
TEL: 973 994 9220

ENCLOSURE CONSULTANT:
VIDARIS, INC.
360 PARK AVENUE SOUTH, 15TH FLOOR
NEW YORK, NY 10010
TEL: 212 689 5389

FACADE MAINTENANCE CONSULTANT:
ENTEK ENGINEERING LLC
166 AMES STREET
HACKENSACK, NJ 07601
TEL: 201 820 2801

ACOUSTICAL CONSULTANT:
CERAMI & ASSOCIATES
404 FIFTH AVENUE
NEW YORK, NY 10018
TEL: 212 616 4179

LIGHTING CONSULTANT:
ONE LUX STUDIO
158 WEST 29TH STREET, 10TH FLOOR
NEW YORK, NY 10001
TEL: 212 201 5790

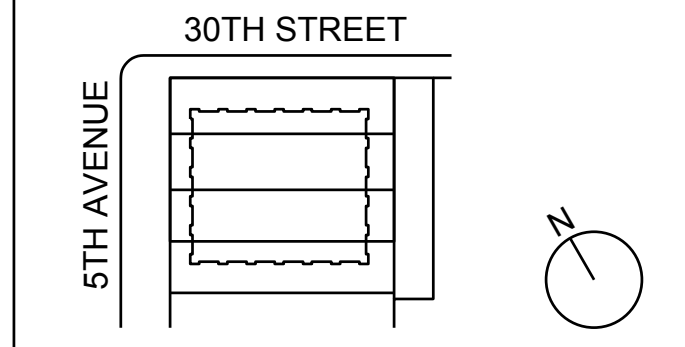
SPECIFICATIONS CONSULTANT:
ROBERT SCHWARTZ & ASSOCIATES
589 EIGHTH AVENUE, 17TH FLOOR
NEW YORK, NY 10018
TEL: 212 691 3248

ENERGY MODELING CONSULTANT:
STEVEN WINTER ASSOCIATES, INC.
307 SEVENTH AVENUE, SUITE 1701
NEW YORK, NY 10001
TEL: 212 564 5800

INTERIOR DESIGN CONSULTANT:
BEERS INTERIORS
156 5TH AVENUE, PENTHOUSE 2
NEW YORK, NY 10010
TEL: 212 352 2020



SEAL	DATE	DESCRIPTION
02/24/17	DOB PAA	
02/17/17	BULLETIN #3	
12/22/16	CONST. DOC. UPDATE	
12/12/16	CONST. DOC.	
10/31/16	95% CD SET	
09/16/16	MEP BID ADDENDUM 2	
08/01/16	85% CD	
06/15/16	ISSUED FOR BID	
04/08/16	PROGRESS DD	
04/08/16	DOB SUBMITTAL	
01/18/16	FOUNDATION BID	
12/18/15	SCHEMATIC DESIGN	
04/15/15	DOB SUBMITTAL	
ISSUE NO.	ISSUE DATE	DESCRIPTION

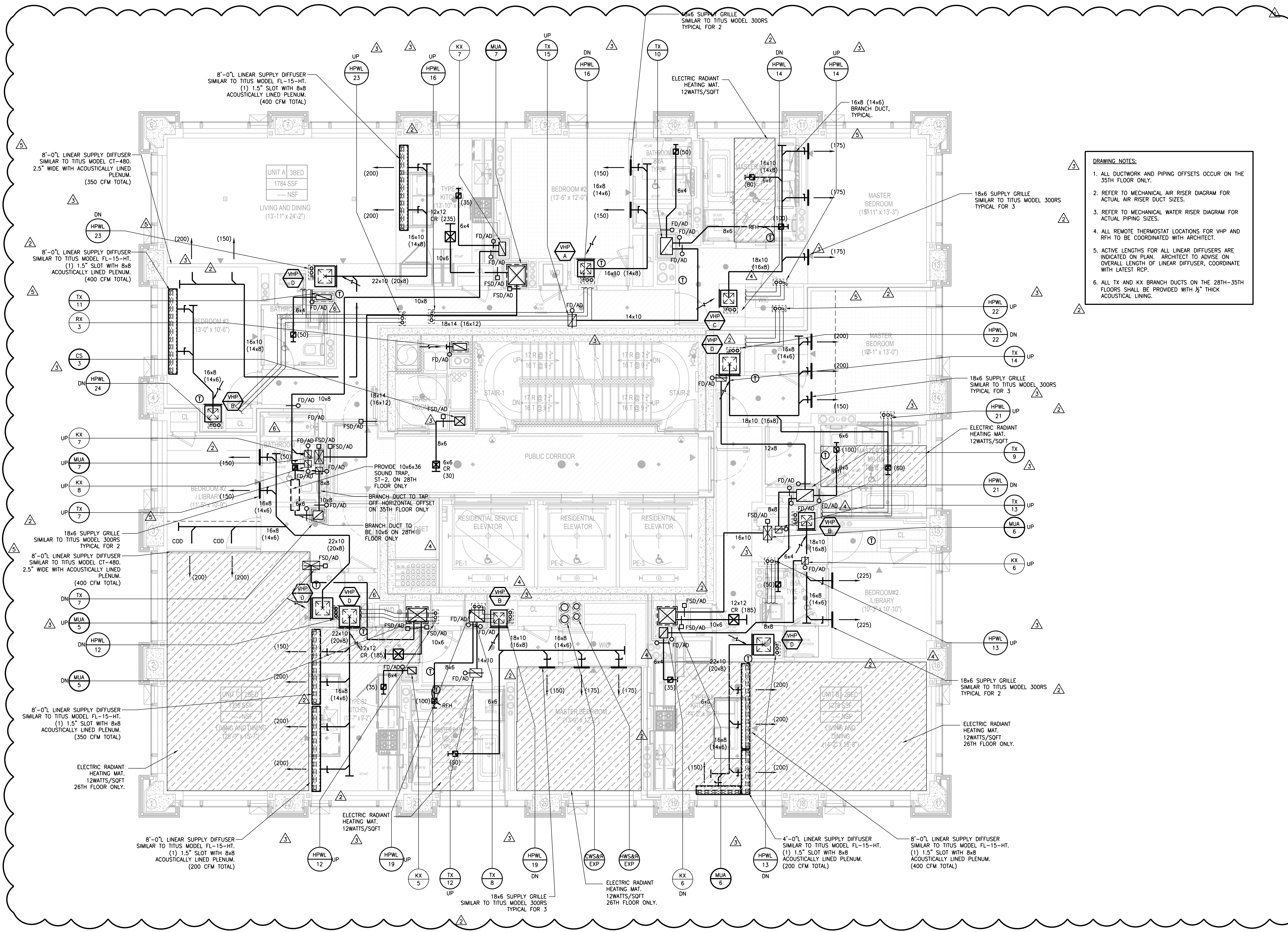


KEY PLAN AND NORTH SIGN
IF THIS DRAWING IS NOT 42" X 30" IT IS A REDUCED PRINT.
REFER TO GRAPHIC SCALE

PROJECT NUMBER: 6982.00
SCALE: 1/4" = 1'-0"

28TH - 35TH FLOOR MECHANICAL PLAN

SHEET TITLE:
M-112.01
SHEET NUMBER: 13 OF 42



- DRAWING NOTES:**
1. ALL DUCTWORK AND PIPING OFFSETS OCCUR ON THE 35TH FLOOR ONLY.
 2. REFER TO MECHANICAL AIR RISER DIAGRAM FOR ACTUAL AIR RISER DUCT SIZES.
 3. REFER TO MECHANICAL WATER RISER DIAGRAM FOR ACTUAL PIPING SIZES.
 4. ALL REMOTE THERMOSTAT LOCATIONS FOR VHP AND RPH TO BE COORDINATED WITH ARCHITECT.
 5. ACTIVE LENGTHS FOR ALL LINEAR DIFFUSERS ARE INDICATED ON PLAN. ARCHITECT TO ADVISE ON OVERALL LENGTH OF LINEAR DIFFUSER, COORDINATE WITH LATEST RCP.
 6. ALL TX AND KX BRANCH DUCTS ON THE 28TH-35TH FLOORS SHALL BE PROVIDED WITH 1/2" THICK ACOUSTICAL LINING.

NEW YORK CITY BUILDING DEPARTMENT APPROVAL NOTE
THIS PLAN IS APPROVED ONLY FOR WORK INDICATED ON THE APPLICATION SPECIFICATION SHEET. ALL OTHER MATTERS SHOWN ARE NOT TO BE RELIED UPON, OR TO BE CONSIDERED AS EITHER BEING APPROVED OR IN ACCORDANCE WITH APPLICABLE CODES.

NEW YORK CITY ENERGY CONSERVATION CODE
TO THE BEST OF MY KNOWLEDGE, BELIEF AND PROFESSIONAL JUDGMENT, THESE PLANS AND SPECIFICATIONS ARE IN COMPLIANCE WITH THE NEW YORK CITY ENERGY CONSERVATION CODE.



281 Fifth Avenue NEW YORK, NY

OWNER:
VICTOR NOMAD LLC

CONSTRUCTION MANAGER:
LEND LEASE
200 PARK AVENUE, 9TH FLOOR
NEW YORK, NY 10166
TEL: 212 592 6700

ARCHITECT:
RAFAEL VIÑOLY ARCHITECTS PC
50 VANDAM STREET
NEW YORK, NY 10013
TEL: 212 924 5060 FAX: 212 924 5858

STRUCTURAL ENGINEER:
WSP PARSONS BRINCKERHOFF
ONE PENN PLAZA, 4TH FLOOR
NEW YORK, NY 10119
TEL: 212 643 9888

MEDIA/FIT ENGINEER:
MGE ENGINEERING D.P.C.
116 WEST 32ND STREET, 12TH FLOOR
NEW YORK, NY 10001
TEL: 212 643 9055

GEOTECH CIVIL ENGINEER:
LANGAN ENGINEERING
300 KIMBALL DRIVE, 4TH FLOOR
PARSIPPANY, NJ 07054
TEL: 973 560 4900

VERTICAL TRANSPORT CONSULTANT:
VAN DEUSEN & ASSOCIATES
120 EAGLE ROCK AVENUE, SUITE 310
EAST HANOVER, NJ 07836
TEL: 973 994 9220

ENCLOSURE CONSULTANT:
VIDARIS, INC.
360 PARK AVENUE SOUTH, 15TH FLOOR
NEW YORK, NY 10010
TEL: 212 689 5389

FACADE MAINTENANCE CONSULTANT:
ENTEK ENGINEERING LLC
166 AMES STREET
HACKENSACK, NJ 07601
TEL: 201 820 2801

ACOUSTICAL CONSULTANT:
CERAMI & ASSOCIATES
404 FIFTH AVENUE
NEW YORK, NY 10018
TEL: 212 616 4179

LIGHTING CONSULTANT:
ONE LUX STUDIO
158 WEST 29TH STREET, 10TH FLOOR
NEW YORK, NY 10001
TEL: 212 201 5790

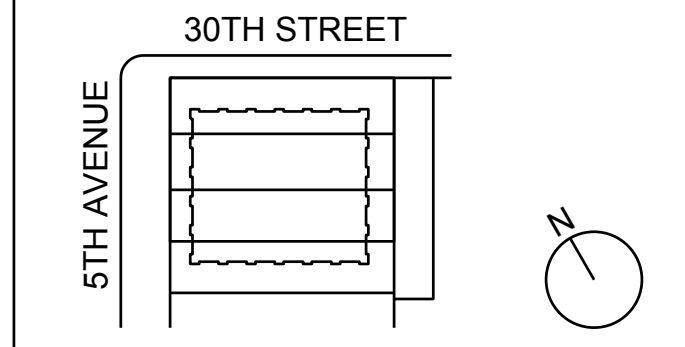
SPECIFICATIONS CONSULTANT:
ROBERT SCHWARTZ & ASSOCIATES
589 EIGHTH AVENUE, 17TH FLOOR
NEW YORK, NY 10018
TEL: 212 691 3248

ENERGY MODELING CONSULTANT:
STEVEN WINTER ASSOCIATES, INC.
307 SEVENTH AVENUE, SUITE 1701
NEW YORK, NY 10001
TEL: 212 564 5800

INTERIOR DESIGN CONSULTANT:
BEERS INTERIORS
156 5TH AVENUE, PENTHOUSE 2
NEW YORK, NY 10010
TEL: 212 352 2020



SEAL	DATE	DESCRIPTION
△	02/24/17	DOB PAA
△	02/17/17	BULLETIN #3
△	12/22/16	CONST. DOC. UPDATE
△	12/12/16	CONST. DOC.
△	10/31/16	95% CD SET
△	09/16/16	MEP BID ADDENDUM 2
△	08/01/16	85% CD
△	06/15/16	ISSUED FOR BID
△	04/08/16	PROGRESS DD
△	04/08/16	DOB SUBMITTAL
△	01/18/16	FOUNDATION BID
△	12/18/15	SCHEMATIC DESIGN
△	04/15/15	DOB SUBMITTAL
ISSUE NO.	DATE	DESCRIPTION



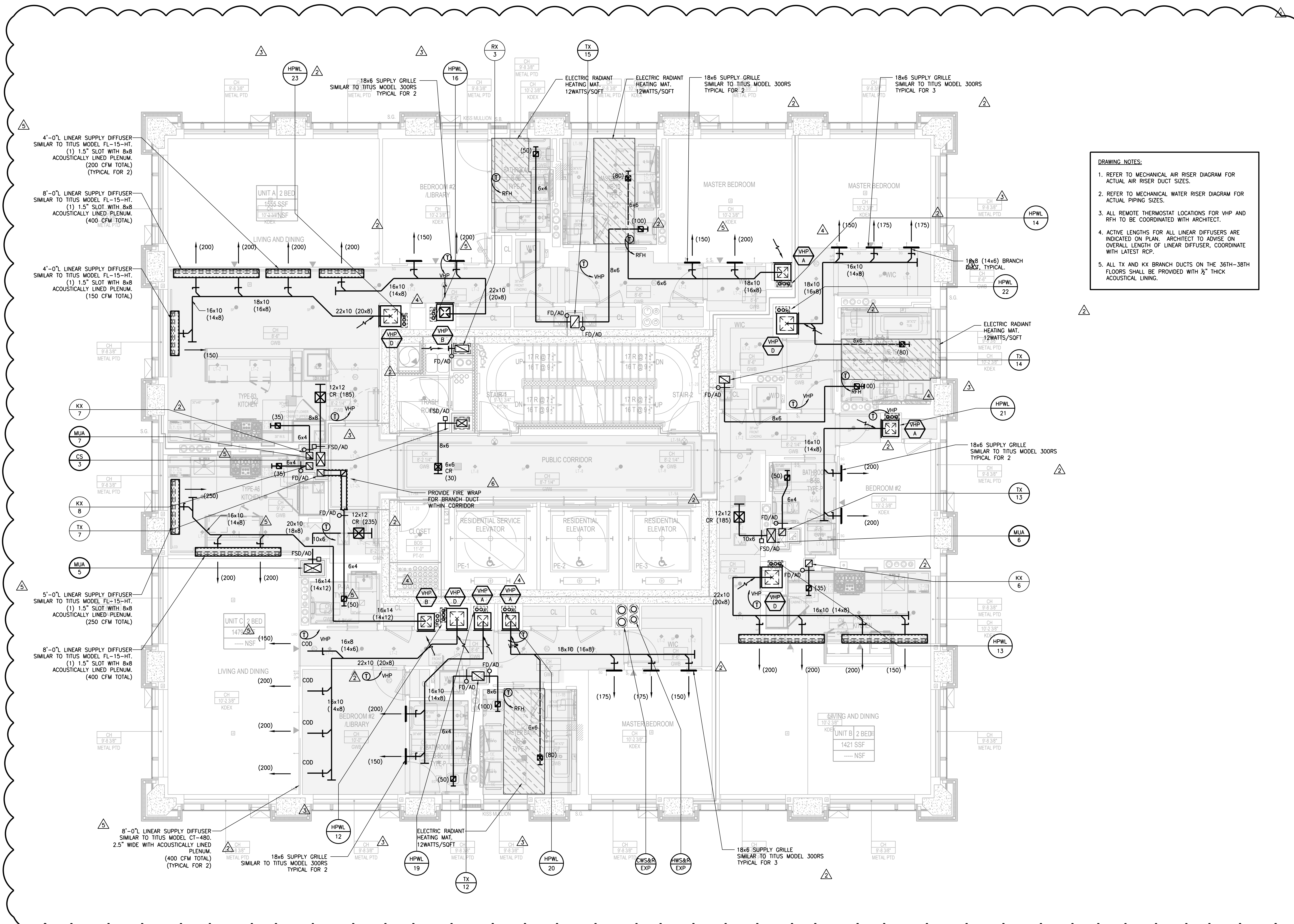
KEY PLAN AND NORTH SIGN
IF THIS DRAWING IS NOT 42" X 30" IT IS
A REDUCED PRINT.
REFER TO GRAPHIC SCALE

PROJECT NUMBER: 6982.00
SCALE: 1/4" = 1'-0"

36TH - 38TH FLOOR MECHANICAL PLAN

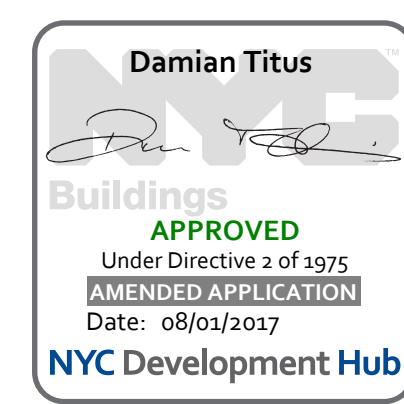
SHEET TITLE:
M-113.01

SHEET NUMBER: 14 OF 42



DRAWING NOTES:

- REFER TO MECHANICAL AIR RISER DIAGRAM FOR ACTUAL AIR RISER DUCT SIZES.
- REFER TO MECHANICAL WATER RISER DIAGRAM FOR ACTUAL PIPING SIZES.
- ALL REMOTE THERMOSTAT LOCATIONS FOR VHP AND RPH TO BE COORDINATED WITH ARCHITECT.
- ACTIVE LENGTHS FOR ALL LINEAR DIFFUSERS ARE INDICATED ON PLAN. ARCHITECT TO ADVISE ON OVERALL LENGTH OF LINEAR DIFFUSER, COORDINATE WITH LATEST RCP.
- ALL TX AND KX BRANCH DUCTS ON THE 36TH-38TH FLOORS SHALL BE PROVIDED WITH 1/2" THICK ACOUSTICAL LINING.



NEW YORK CITY BUILDING DEPARTMENT APPROVAL NOTE
THIS PLAN IS APPROVED ONLY FOR WORK INDICATED ON THE APPLICATION SPECIFICATION SHEET. ALL OTHER MATTERS SHOWN ARE NOT TO BE RELIED UPON, OR TO BE CONSIDERED AS EITHER BEING APPROVED OR IN ACCORDANCE WITH APPLICABLE CODES.

NEW YORK CITY ENERGY CONSERVATION CODE
TO THE BEST OF MY KNOWLEDGE, BELIEF AND PROFESSIONAL JUDGMENT, THESE PLANS AND SPECIFICATIONS ARE IN COMPLIANCE WITH THE NEW YORK CITY ENERGY CONSERVATION CODE.



281 Fifth Avenue NEW YORK, NY

OWNER:
VICTOR NOMAD LLC

CONSTRUCTION MANAGER:
LEND LEASE
200 PARK AVENUE, 9TH FLOOR
NEW YORK, NY 10166
TEL: 212 592 6700

ARCHITECT:
RAFAEL VIÑOLY ARCHITECTS PC
50 VANDAM STREET
NEW YORK, NY 10013
TEL: 212 924 5060 FAX: 212 924 5858

STRUCTURAL ENGINEER:
WSP PARSONS BRINCKERHOFF
ONE PENN PLAZA, 4TH FLOOR
NEW YORK, NY 10119
TEL: 212 687 9888

MEP/FIT ENGINEER:
MGE ENGINEERING D.P.C.
116 WEST 32ND STREET, 12TH FLOOR
NEW YORK, NY 10001
TEL: 212 643 9055

GEOTECH CIVIL ENGINEER:
LANGAN ENGINEERING
300 KIMBALL DRIVE, 4TH FLOOR
PARSIPPANY, NJ 07054
TEL: 973 560 4900

VERTICAL TRANSPORT CONSULTANT:
VAN DEUSEN & ASSOCIATES
120 EAGLE ROCK AVENUE, SUITE 310
EAST HANOVER, NJ 07836
TEL: 973 994 9220

ENCLOSURE CONSULTANT:
VIDARIS, INC.
360 PARK AVENUE SOUTH, 15TH FLOOR
NEW YORK, NY 10010
TEL: 212 689 5389

FACADE MAINTENANCE CONSULTANT:
ENTEK ENGINEERING LLC
166 AMES STREET
HACKENSACK, NJ 07601
TEL: 201 820 2801


ACOUSTICAL CONSULTANT:
CERAMI & ASSOCIATES
404 FIFTH AVENUE
NEW YORK, NY 10018
TEL: 212 616 4179

LIGHTING CONSULTANT:
ONE LUX STUDIO
158 WEST 29TH STREET, 10TH FLOOR
NEW YORK, NY 10001
TEL: 212 201 5790

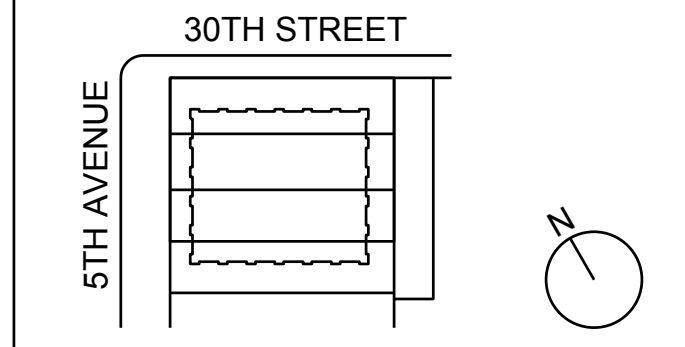
SPECIFICATIONS CONSULTANT:
ROBERT SCHWARTZ & ASSOCIATES
589 EIGHTH AVENUE, 17TH FLOOR
NEW YORK, NY 10018
TEL: 212 691 3248

ENERGY MODELING CONSULTANT:
STEVEN WINTER ASSOCIATES, INC.
307 SEVENTH AVENUE, SUITE 1701
NEW YORK, NY 10001
TEL: 212 564 5800

INTERIOR DESIGN CONSULTANT:
BEERS INTERIORS
156 5TH AVENUE, PENTHOUSE 2
NEW YORK, NY 10010
TEL: 212 352 2020



SEAL	DATE	DESCRIPTION
△	02/24/17	DOB PAA
△	02/17/17	BULLETIN #3
△	12/22/16	CONST. DOC. UPDATE
△	12/12/16	CONST. DOC.
△	10/31/16	95% CD SET
△	09/16/16	MEP BID ADDENDUM 2
△	08/01/16	85% CD
△	06/15/16	ISSUED FOR BID
△	04/08/16	PROGRESS DD
△	04/08/16	DOB SUBMITTAL
△	01/18/16	FOUNDATION BID
△	12/18/15	SCHEMATIC DESIGN
△	04/15/15	DOB SUBMITTAL
ISSUE NO.	DATE	DESCRIPTION

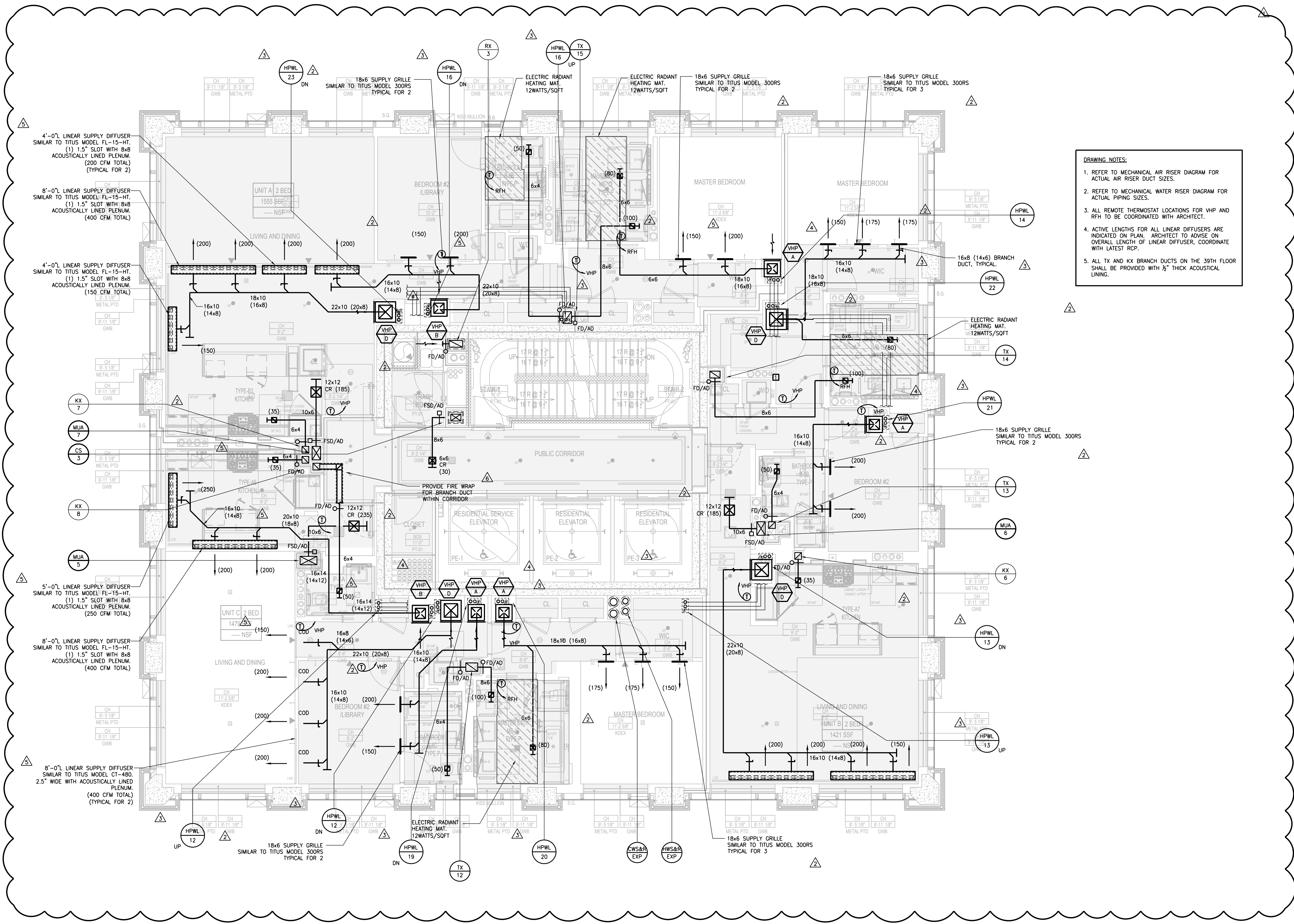


KEY PLAN AND NORTH SIGN
IF THIS DRAWING IS NOT 42" X 30" IT IS
A REDUCED PRINT.
REFER TO GRAPHIC SCALE

PROJECT NUMBER: 6982.00
SCALE: 1/4" = 1'-0"

39TH FLOOR
MECHANICAL
PLAN

SHEET TITLE:
M-114.01
SHEET NUMBER: 15 OF 42



DRAWING NOTES:

- REFER TO MECHANICAL AIR RISER DIAGRAM FOR ACTUAL AIR RISER DUCT SIZES.
- REFER TO MECHANICAL WATER RISER DIAGRAM FOR ACTUAL PIPING SIZES.
- ALL REMOTE THERMOSTAT LOCATIONS FOR VHP AND RPH TO BE COORDINATED WITH ARCHITECT.
- ACTIVE LENGTHS FOR ALL LINEAR DIFFUSERS ARE INDICATED ON PLAN. ARCHITECT TO ADVISE ON OVERALL LENGTH OF LINEAR DIFFUSER, COORDINATE WITH LATEST RCP.
- ALL TX AND KX BRANCH DUCTS ON THE 39TH FLOOR SHALL BE PROVIDED WITH 1/2" THICK ACOUSTICAL LINING.

NEW YORK CITY BUILDING DEPARTMENT APPROVAL NOTE
THIS PLAN IS APPROVED ONLY FOR WORK INDICATED ON THE APPLICATION SPECIFICATION SHEET. ALL OTHER MATTERS SHOWN ARE NOT TO BE RELIED UPON, OR TO BE CONSIDERED AS EITHER BEING APPROVED OR IN ACCORDANCE WITH APPLICABLE CODES.

NEW YORK CITY ENERGY CONSERVATION CODE
TO THE BEST OF MY KNOWLEDGE, BELIEF AND PROFESSIONAL JUDGMENT, THESE PLANS AND SPECIFICATIONS ARE IN COMPLIANCE WITH THE NEW YORK CITY ENERGY CONSERVATION CODE.



OWNER:
VICTOR NOMAD LLC

CONSTRUCTION MANAGER:
LEND LEASE
200 PARK AVENUE, 9TH FLOOR
NEW YORK, NY 10166
TEL: 212 592 6700

ARCHITECT:
RAFAEL VINDOY ARCHITECTS PC
50 VANDAM STREET
NEW YORK, NY 10013
TEL: 212 924 5060 FAX: 212 924 5858

STRUCTURAL ENGINEER:
WSP PARSONS BRINCKERHOFF
ONE PENN PLAZA, 4TH FLOOR
NEW YORK, NY 10119
TEL: 212 687 9888

MEP/FIT ENGINEER:
MGE ENGINEERING D.P.C.
116 WEST 32ND STREET, 12TH FLOOR
NEW YORK, NY 10001
TEL: 212 643 9055

GEOTECH CIVIL ENGINEER:
LANGAN ENGINEERING
300 KIMBALL DRIVE, 4TH FLOOR
PARSIPPANY, NJ 07054
TEL: 973 560 4900

VERTICAL TRANSPORT CONSULTANT:
VAN DEUSEN & ASSOCIATES
120 EAGLE ROCK AVENUE, SUITE 310
EAST HANOVER, NJ 07936
TEL: 973 994 9220

ENCLOSURE CONSULTANT:
VIDARIS, INC.
360 PARK AVENUE SOUTH, 15TH FLOOR
NEW YORK, NY 10010
TEL: 212 689 5389

FACADE MAINTENANCE CONSULTANT:
ENTEK ENGINEERING LLC
166 AMES STREET
HACKENSACK, NJ 07601
TEL: 201 820 2801

ACOUSTICAL CONSULTANT:
CERAMI & ASSOCIATES
404 FIFTH AVENUE
NEW YORK, NY 10018
TEL: 212 616 4179

LIGHTING CONSULTANT:
ONE LUX STUDIO
158 WEST 29TH STREET, 10TH FLOOR
NEW YORK, NY 10001
TEL: 212 201 5790

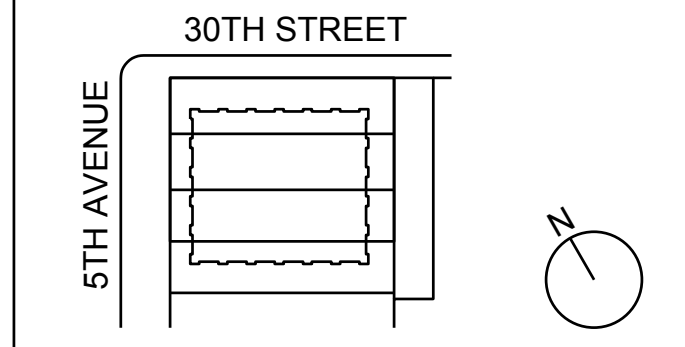
SPECIFICATIONS CONSULTANT:
ROBERT SCHWARTZ & ASSOCIATES
589 EIGHTH AVENUE, 17TH FLOOR
NEW YORK, NY 10018
TEL: 212 691 3248

ENERGY MODELING CONSULTANT:
STEVEN WINTER ASSOCIATES, INC
307 SEVENTH AVENUE, SUITE 1701
NEW YORK, NY 10001
TEL: 212 564 5800

INTERIOR DESIGN CONSULTANT:
BEERS INTERIORS
156 5TH AVENUE, PENTHOUSE 2
NEW YORK, NY 10010
TEL: 212 352 2020



SEAL	DATE	DESCRIPTION
△	02/24/17	DOB PAA
△	02/17/17	BULLETIN #3
△	12/22/16	CONST. DOC. UPDATE
△	12/12/16	CONST. DOC.
△	10/31/16	95% CD SET
△	09/16/16	MEP BID ADDENDUM 2
△	08/01/16	85% CD
△	06/15/16	ISSUED FOR BID
△	01/18/16	FOUNDATION BID
△	12/18/15	SCHEMATIC DESIGN
△	04/15/15	DOB SUBMITTAL
△	ISSUE NO.	ISSUE DATE
△		DESCRIPTION

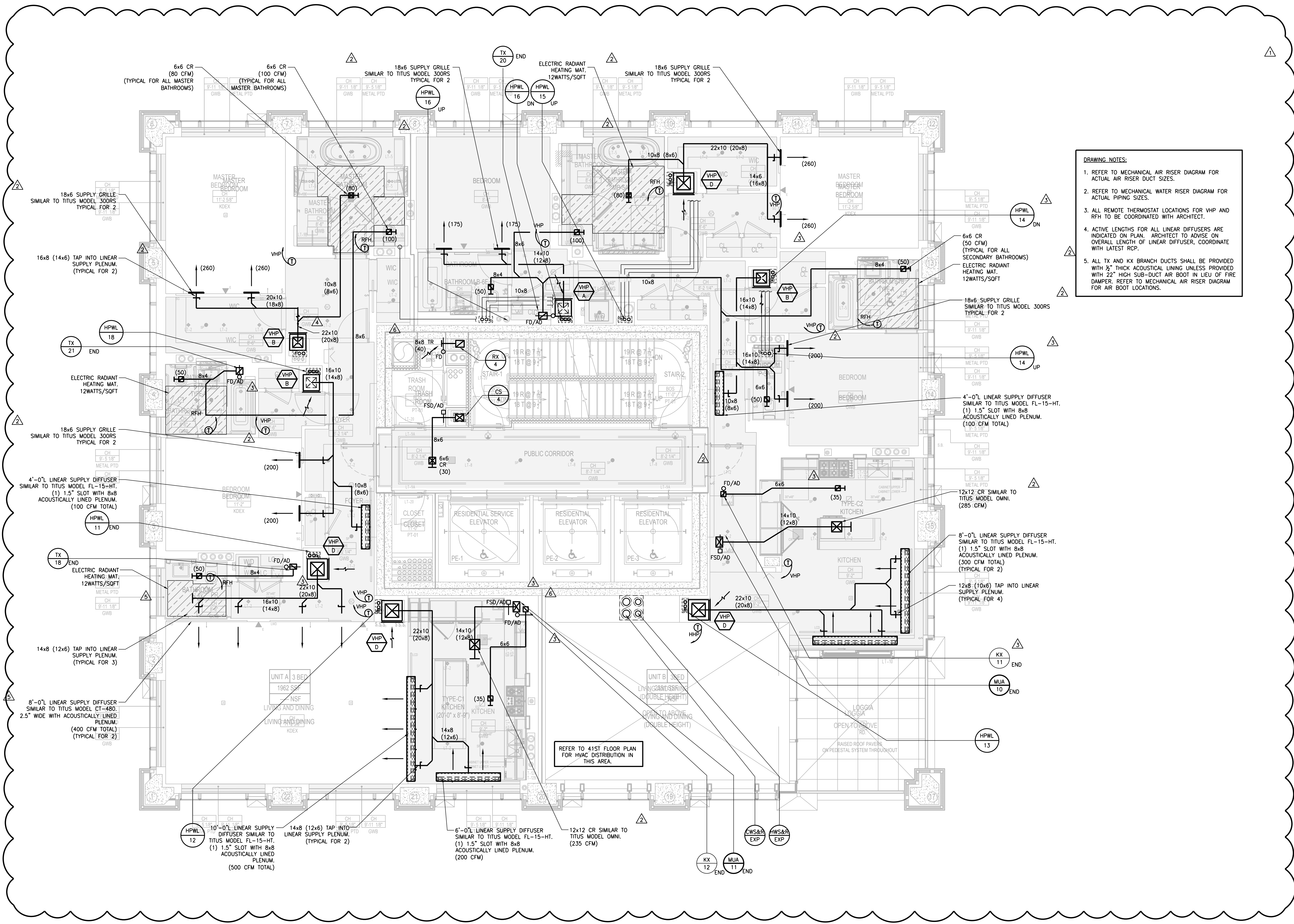


KEY PLAN AND NORTH SIGN
IF THIS DRAWING IS NOT 42" X 30" IT IS
A REDUCED PRINT.
REFER TO GRAPHIC SCALE

PROJECT NUMBER: 6982.00
SCALE: 1/4" = 1'-0"

40TH FLOOR
MECHANICAL
PLAN

SHEET TITLE:
M-115.01
SHEET NUMBER: 16 OF 42

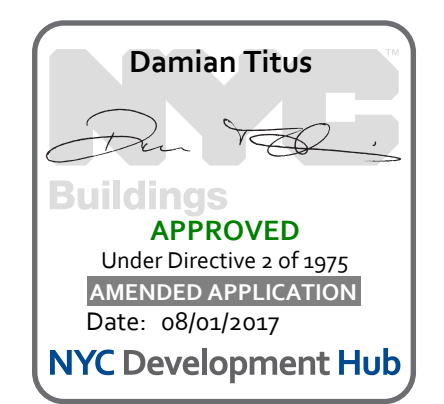


DRAWING NOTES:

- REFER TO MECHANICAL AIR RISER DIAGRAM FOR ACTUAL AIR RISER DUCT SIZES.
- REFER TO MECHANICAL WATER RISER DIAGRAM FOR ACTUAL PIPING SIZES.
- ALL REMOTE THERMOSTAT LOCATIONS FOR VHP AND RPH TO BE COORDINATED WITH ARCHITECT.
- ACTIVE LENGTHS FOR ALL LINEAR DIFFUSERS ARE INDICATED ON PLAN. ARCHITECT TO ADVISE ON OVERALL LENGTH OF LINEAR DIFFUSER, COORDINATE WITH LATEST RCP.
- ALL TX AND KX BRANCH DUCTS SHALL BE PROVIDED WITH 3/4" THICK ACOUSTICAL LINING UNLESS PROVIDED WITH 22" HIGH SUB-DUCT AIR BOOT IN LIEU OF FIRE DAMPER. REFER TO MECHANICAL AIR RISER DIAGRAM FOR AIR BOOT LOCATIONS.

NEW YORK CITY BUILDING DEPARTMENT APPROVAL NOTE
THIS PLAN IS APPROVED ONLY FOR WORK INDICATED ON THE APPLICATION SPECIFICATION SHEET. ALL OTHER MATTERS SHOWN ARE NOT TO BE RELIED UPON, OR TO BE CONSIDERED AS EITHER BEING APPROVED OR IN ACCORDANCE WITH APPLICABLE CODES.

NEW YORK CITY ENERGY CONSERVATION CODE
TO THE BEST OF MY KNOWLEDGE, BELIEF AND PROFESSIONAL JUDGMENT, THESE PLANS AND SPECIFICATIONS ARE IN COMPLIANCE WITH THE NEW YORK CITY ENERGY CONSERVATION CODE.



281 Fifth Avenue NEW YORK, NY

OWNER:
VICTOR NOMAD LLC

CONSTRUCTION MANAGER:
LEND LEASE
200 PARK AVENUE, 9TH FLOOR
NEW YORK, NY 10016
TEL: 212 592 6700

ARCHITECT:
RAFAEL VIÑOLY ARCHITECTS PC
50 VANDAM STREET
NEW YORK, NY 10013
TEL: 212 924 5060 FAX: 212 924 5858

STRUCTURAL ENGINEER:
WSP PARSONS BRINCKERHOFF
ONE PENN PLAZA, 4TH FLOOR
NEW YORK, NY 10119
TEL: 212 687 9888

MEP/FIT ENGINEER:
MGE ENGINEERING D.P.C.
116 WEST 32ND STREET, 12TH FLOOR
NEW YORK, NY 10001
TEL: 212 643 9055

GEOTECH CIVIL ENGINEER:
LANGAN ENGINEERING
300 KIMBALL DRIVE, 4TH FLOOR
PARSIPPANY, NJ, 07054
TEL: 973 560 4900

VERTICAL TRANSPORT CONSULTANT:
VAN DEUSEN & ASSOCIATES
120 EAGLE ROCK AVENUE, SUITE 310
EAST HANOVER, NJ, 07836
TEL: 973 994 9220

ENCLOSURE CONSULTANT:
VIDARIS, INC.
360 PARK AVENUE SOUTH, 15TH FLOOR
NEW YORK, NY 10010
TEL: 212 689 5389

FACADE MAINTENANCE CONSULTANT:
ENTEK ENGINEERING LLC
166 AMES STREET
HACKENSACK, NJ, 07601
TEL: 201 820 2801

ACOUSTICAL CONSULTANT:
CERAMI & ASSOCIATES
404 FIFTH AVENUE
NEW YORK, NY 10018
TEL: 212 616 4179

LIGHTING CONSULTANT:
ONE LUX STUDIO
158 WEST 29TH STREET, 10TH FLOOR
NEW YORK, NY 10001
TEL: 212 201 5790

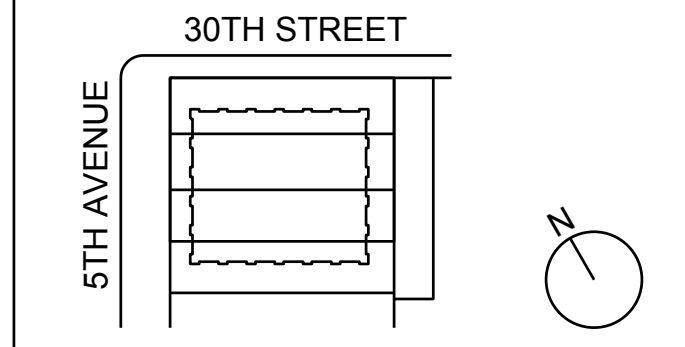
SPECIFICATIONS CONSULTANT:
ROBERT SCHWARTZ & ASSOCIATES
589 EIGHTH AVENUE, 17TH FLOOR
NEW YORK, NY 10018
TEL: 212 691 3248

ENERGY MODELING CONSULTANT:
STEVEN WINTER ASSOCIATES, INC.
307 SEVENTH AVENUE, SUITE 1701
NEW YORK, NY 10001
TEL: 212 564 5800

INTERIOR DESIGN CONSULTANT:
BEERS INTERIORS
156 5TH AVENUE, PENTHOUSE 2
NEW YORK, NY 10010
TEL: 212 352 2020



NO.	DATE	DESCRIPTION
02/24/17	DOB PAA	
02/17/17	BULLETIN #3	
12/22/16	CONST. DOC. UPDATE	
12/12/16	CONST. DOC.	
10/31/16	95% CD SET	
09/16/16	MEP BID ADDENDUM 2	
08/01/16	85% CD	
06/15/16	ISSUED FOR BID	
12/18/15	SCHEMATIC DESIGN	
04/15/15	DOB SUBMITTAL	
ISSUE NO.	DATE	DESCRIPTION

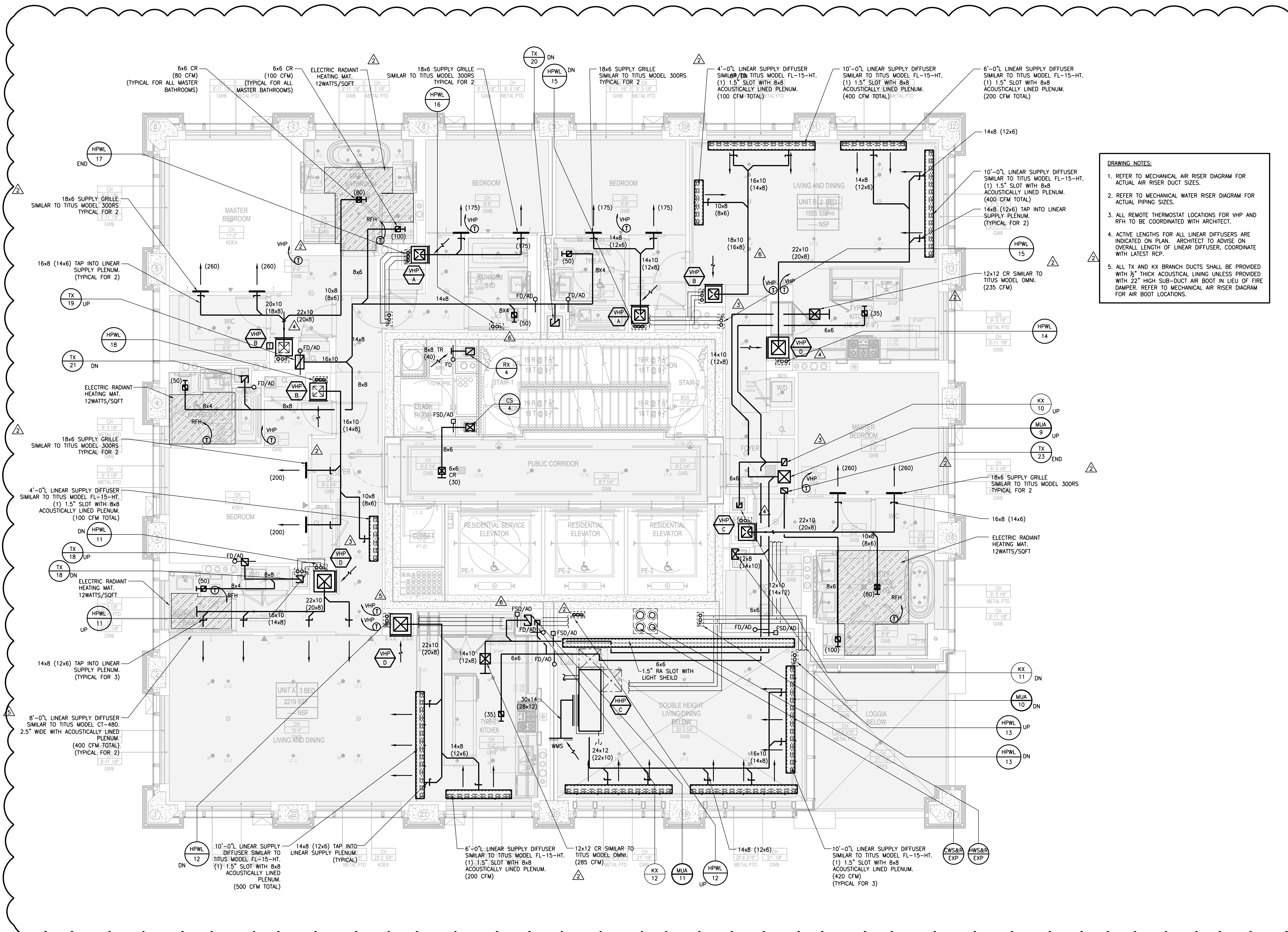


KEY PLAN AND NORTH SIGN
IF THIS DRAWING IS NOT 42" X 30" IT IS
A REDUCED PRINT.
REFER TO GRAPHIC SCALE

PROJECT NUMBER: 6982.00
SCALE: 1/4" = 1'-0"

41ST FLOOR
MECHANICAL
PLAN

SHEET TITLE:
M-116.01
SHEET NUMBER: 17 OF 42



DRAWING NOTES:

- REFER TO MECHANICAL AIR RISER DIAGRAM FOR ACTUAL AIR RISER DUCT SIZES.
- REFER TO MECHANICAL WATER RISER DIAGRAM FOR ACTUAL PIPING SIZES.
- ALL REMOTE THERMOSTAT LOCATIONS FOR VHP AND RPH TO BE COORDINATED WITH ARCHITECT.
- ACTIVE LENGTHS FOR ALL LINEAR DIFFUSERS ARE INDICATED ON PLAN. ARCHITECT TO ADVISE ON OVERALL LENGTH OF LINEAR DIFFUSER, COORDINATE WITH LATEST RCP.
- ALL TX AND KX BRANCH DUCTS SHALL BE PROVIDED WITH 3/4" THICK ACOUSTICAL LINING UNLESS PROVIDED WITH 22" HIGH SUB-DUCT AIR BOOT IN LIEU OF FIRE DAMPER. REFER TO MECHANICAL AIR RISER DIAGRAM FOR AIR BOOT LOCATIONS.

NEW YORK CITY BUILDING DEPARTMENT APPROVAL NOTE
THIS PLAN IS APPROVED ONLY FOR WORK INDICATED ON THE APPLICATION SPECIFICATION SHEET. ALL OTHER MATTERS SHOWN ARE NOT TO BE RELIED UPON, OR TO BE CONSIDERED AS EITHER BEING APPROVED OR IN ACCORDANCE WITH APPLICABLE CODES.

NEW YORK CITY ENERGY CONSERVATION CODE
TO THE BEST OF MY KNOWLEDGE, BELIEF AND PROFESSIONAL JUDGMENT, THESE PLANS AND SPECIFICATIONS ARE IN COMPLIANCE WITH THE NEW YORK CITY ENERGY CONSERVATION CODE.



© 2013 RAFAEL VIÑOLY ARCHITECTS

© 2013 RAFAEL VINDOY ARCHITECTS

281 Fifth Avenue

NEW YORK, NY

OWNER:
VICTOR NOMAD LLC

CONSTRUCTION MANAGER:
LEND LEASE
200 PARK AVENUE, 9TH FLOOR
NEW YORK, NY 10016
TEL: 212 592 6700

ARCHITECT:
RAFAEL VINDOY ARCHITECTS PC
50 VANDAM STREET
NEW YORK, NY 10013
TEL: 212 924 5060 FAX: 212 924 5858

STRUCTURAL ENGINEER:
WSP PARSONS BRINCKERHOFF
ONE PENN PLAZA, 4TH FLOOR
NEW YORK, NY 10119
TEL: 212 687 9888

MEP/FIT ENGINEER:
MGE ENGINEERING D.P.C.
116 WEST 32ND STREET, 12TH FLOOR
NEW YORK, NY 10001
TEL: 212 643 9055

GEOTECH CIVIL ENGINEER:
LANGAN ENGINEERING
300 KIMBALL DRIVE, 4TH FLOOR
PARSIPPANY, NJ, 07054
TEL: 973 560 4900

VERTICAL TRANSPORT CONSULTANT:
VAN DEUSEN & ASSOCIATES
120 EAGLE ROCK AVENUE, SUITE 310
EAST HANOVER, NJ, 07836
TEL: 973 994 9220

ENCLOSURE CONSULTANT:
VIDARIS, INC.
360 PARK AVENUE SOUTH, 15TH FLOOR
NEW YORK, NY 10010
TEL: 212 689 5389

FACADE MAINTENANCE CONSULTANT:
ENTEK ENGINEERING LLC
166 AMES STREET
HACKENSACK, NJ, 07601
TEL: 201 820 2801

ACOUSTICAL CONSULTANT:
CERAMI & ASSOCIATES
404 FIFTH AVENUE
NEW YORK, NY 10018
TEL: 212 616 4179

LIGHTING CONSULTANT:
ONE LUX STUDIO
158 WEST 29TH STREET, 10TH FLOOR
NEW YORK, NY 10001
TEL: 212 201 5790

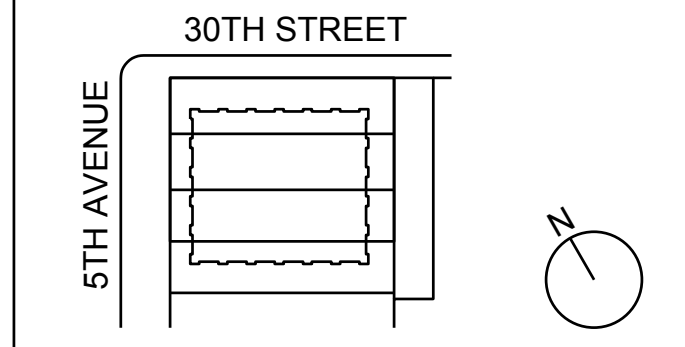
SPECIFICATIONS CONSULTANT:
ROBERT SCHWARTZ & ASSOCIATES
589 EIGHTH AVENUE, 17TH FLOOR
NEW YORK, NY 10018
TEL: 212 691 3248

ENERGY MODELING CONSULTANT:
STEVEN WINTER ASSOCIATES, INC.
307 SEVENTH AVENUE, SUITE 1701
NEW YORK, NY 10001
TEL: 212 564 5800

INTERIOR DESIGN CONSULTANT:
BEERS INTERIORS
156 5TH AVENUE, PENTHOUSE 2
NEW YORK, NY 10010
TEL: 212 352 2020



SEAL	DATE	DESCRIPTION
△	02/24/17	DOB PAA
△	02/17/17	BULLETIN #3
△	12/22/16	CONST. DOC. UPDATE
△	12/12/16	CONST. DOC.
△	10/31/16	95% CD SET
△	09/16/16	MEP BID ADDENDUM 2
△	08/01/16	85% CD
△	06/15/16	ISSUED FOR BID
△	01/18/16	FOUNDATION BID
△	12/18/15	SCHEMATIC DESIGN
△	04/15/15	DOB SUBMITTAL
△	ISSUE NO.	ISSUE DATE
△		DESCRIPTION

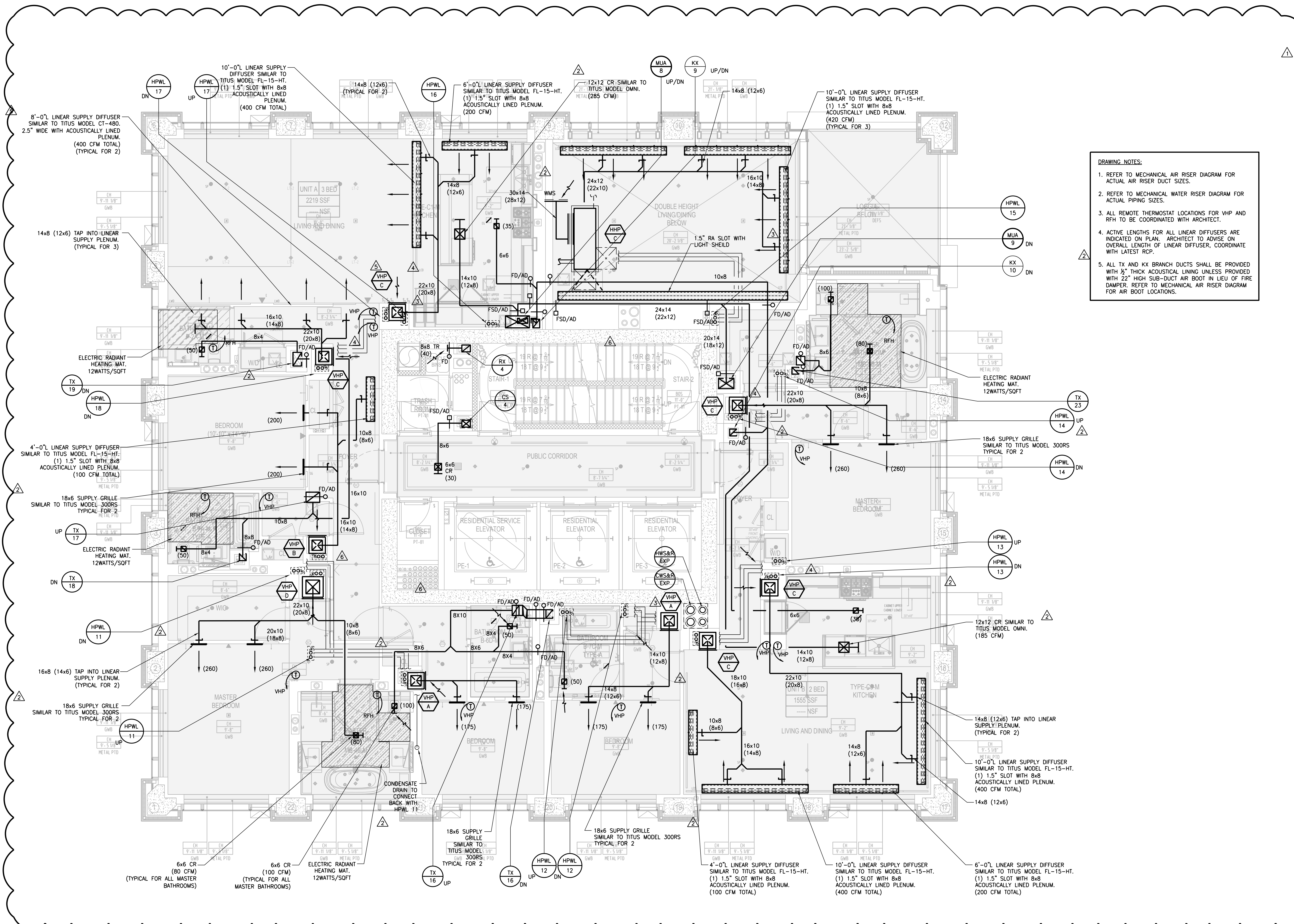


KEY PLAN AND NORTH SIGN
IF THIS DRAWING IS NOT 42" X 30" IT IS
A REDUCED PRINT.
REFER TO GRAPHIC SCALE

PROJECT NUMBER: 6982.00
SCALE: 1/4" = 1'-0"

43RD FLOOR
MECHANICAL
PLAN

SHEET TITLE:
M-118.01
SHEET NUMBER: 19 OF 42

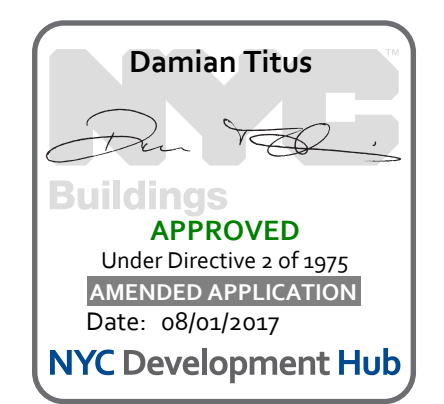


DRAWING NOTES:

- REFER TO MECHANICAL AIR RISER DIAGRAM FOR ACTUAL AIR RISER DUCT SIZES.
- REFER TO MECHANICAL WATER RISER DIAGRAM FOR ACTUAL PIPING SIZES.
- ALL REMOTE THERMOSTAT LOCATIONS FOR VHP AND RPH TO BE COORDINATED WITH ARCHITECT.
- ACTIVE LENGTHS FOR ALL LINEAR DIFFUSERS ARE INDICATED ON PLAN. ARCHITECT TO ADVISE ON OVERALL LENGTH OF LINEAR DIFFUSER, COORDINATE WITH LATEST RCP.
- ALL TX AND KX BRANCH DUCTS SHALL BE PROVIDED WITH 1/2" THICK ACOUSTICAL LINING UNLESS PROVIDED WITH 22" HIGH SUB-DUCT AIR BOOT IN LIEU OF FIRE DAMPER. REFER TO MECHANICAL AIR RISER DIAGRAM FOR AIR BOOT LOCATIONS.

NEW YORK CITY BUILDING DEPARTMENT APPROVAL NOTE
THIS PLAN IS APPROVED ONLY FOR WORK INDICATED ON THE APPLICATION SPECIFICATION SHEET. ALL OTHER MATTERS SHOWN ARE NOT TO BE RELIED UPON, OR TO BE CONSIDERED AS EITHER BEING APPROVED OR IN ACCORDANCE WITH APPLICABLE CODES.

NEW YORK CITY ENERGY CONSERVATION CODE
TO THE BEST OF MY KNOWLEDGE, BELIEF AND PROFESSIONAL JUDGMENT, THESE PLANS AND SPECIFICATIONS ARE IN COMPLIANCE WITH THE NEW YORK CITY ENERGY CONSERVATION CODE.



OWNER:
VICTOR NOMAD LLC

CONSTRUCTION MANAGER:
LEND LEASE
200 PARK AVENUE, 9TH FLOOR
NEW YORK, NY 10166
TEL: 212 592 6700

ARCHITECT:
RAFAEL VINDOY ARCHITECTS PC
50 VANDAM STREET
NEW YORK, NY 10013
TEL: 212 924 5060 FAX: 212 924 5858

STRUCTURAL ENGINEER:
WSP PARSONS BRINCKERHOFF
ONE PENN PLAZA, 4TH FLOOR
NEW YORK, NY 10119
TEL: 212 687 9888

MEP/FIT ENGINEER:
MGE ENGINEERING D.P.C.
116 WEST 32ND STREET, 12TH FLOOR
NEW YORK, NY 10001
TEL: 212 643 9055

GEOTECH CIVIL ENGINEER:
LANGAN ENGINEERING
300 KIMBALL DRIVE, 4TH FLOOR
PARSIPPANY, NJ, 07054
TEL: 973 560 4900

VERTICAL TRANSPORT CONSULTANT:
VAN DEUSEN & ASSOCIATES
120 EAST ROCK AVE, SUITE 310
EAST HANOVER, NJ, 07836
TEL: 973 994 9220

ENCLOSURE CONSULTANT:
VIDARIS, INC.
360 PARK AVENUE SOUTH, 15TH FLOOR
NEW YORK, NY 10010
TEL: 212 689 5389

FAÇADE MAINTENANCE CONSULTANT:
ENTEK ENGINEERING LLC
166 AMES STREET
HACKENSACK, NJ, 07601
TEL: 201 820 2801

ACOUSTICAL CONSULTANT:
CERAMI & ASSOCIATES
404 FIFTH AVENUE
NEW YORK, NY 10018
TEL: 212 616 4179

LIGHTING CONSULTANT:
ONE LUX STUDIO
158 WEST 29TH STREET, 10TH FLOOR
NEW YORK, NY 10001
TEL: 212 201 5790

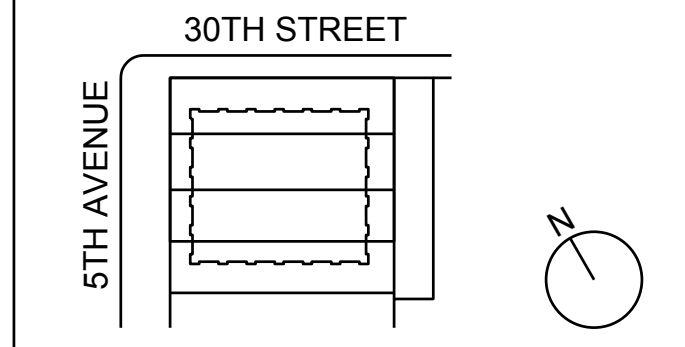
SPECIFICATIONS CONSULTANT:
ROBERT SCHWARTZ & ASSOCIATES
589 EIGHTH AVENUE, 17TH FLOOR
NEW YORK, NY 10018
TEL: 212 691 3248

ENERGY MODELING CONSULTANT:
STEVEN WINTER ASSOCIATES, INC
307 SEVENTH AVENUE, SUITE 1701
NEW YORK, NY 10001
TEL: 212 564 5800

INTERIOR DESIGN CONSULTANT:
BEERS INTERIORS
156 5TH AVENUE, PENTHOUSE 2
NEW YORK, NY 10010
TEL: 212 352 2020

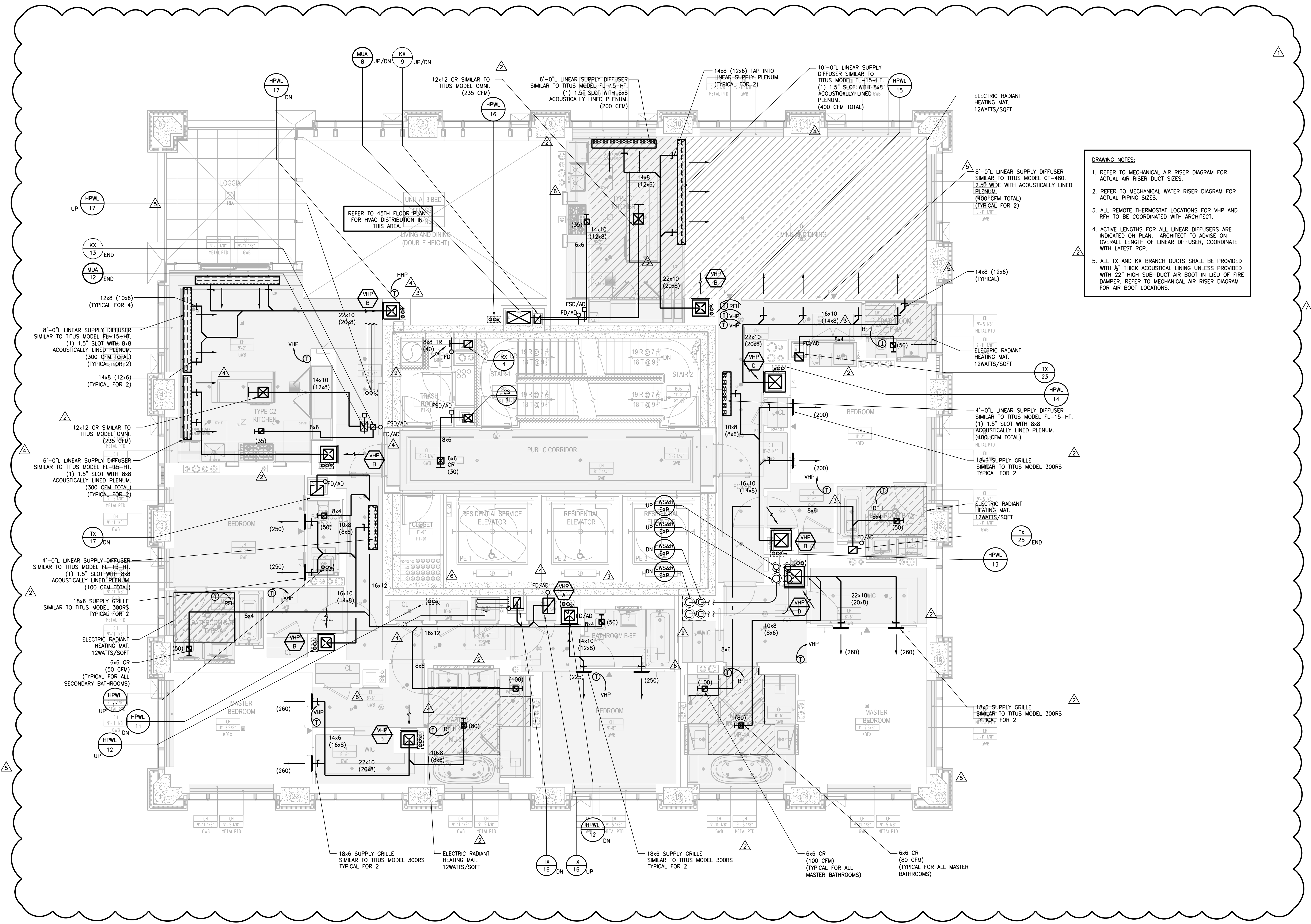


SEAL	DATE	DESCRIPTION
▲	02/24/17	DOB PAA
▲	02/17/17	BULLETIN #3
▲	12/22/16	CONST. DOC. UPDATE
▲	12/12/16	CONST. DOC.
▲	10/31/16	95% CD SET
▲	09/16/16	MEP BID ADDENDUM 2
▲	08/01/16	85% CD
▲	06/15/16	ISSUED FOR BID
▲	01/18/16	FOUNDATION BID
▲	12/18/15	SCHEMATIC DESIGN
▲	04/15/15	DOB SUBMITTAL
▲	ISSUE DATE	DESCRIPTION



KEY PLAN AND NORTH SIGN
IF THIS DRAWING IS NOT 42" X 30" IT IS
A REDUCED PRINT.
REFER TO GRAPHIC SCALE

PROJECT NUMBER: 6982.00
SCALE: 1/4" = 1'-0"



DRAWING NOTES:

- REFER TO MECHANICAL AIR RISER DIAGRAM FOR ACTUAL AIR RISER DUCT SIZES.
- REFER TO MECHANICAL WATER RISER DIAGRAM FOR ACTUAL PIPING SIZES.
- ALL REMOTE THERMOSTAT LOCATIONS FOR VHP AND RFH TO BE COORDINATED WITH ARCHITECT.
- ACTIVE LENGTHS FOR ALL LINEAR DIFFUSERS ARE INDICATED ON PLAN. ARCHITECT TO ADVISE ON OVERALL LENGTH OF LINEAR DIFFUSER, COORDINATE WITH LATEST RCP.
- ALL TX AND KX BRANCH DUCTS SHALL BE PROVIDED WITH 2" THICK ACOUSTICAL LINING UNLESS PROVIDED WITH 2" HIGH SUB-DUCT AIR BOOT IN LIEU OF FIRE DAMPER. REFER TO MECHANICAL AIR RISER DIAGRAM FOR AIR BOOT LOCATIONS.

NEW YORK CITY BUILDING DEPARTMENT APPROVAL NOTE
THIS PLAN IS APPROVED ONLY FOR WORK INDICATED ON THE APPLICATION SPECIFICATION SHEET. ALL OTHER MATTERS SHOWN ARE NOT TO BE RELIED UPON, OR TO BE CONSIDERED AS EITHER BEING APPROVED OR IN ACCORDANCE WITH APPLICABLE CODES.

NEW YORK CITY ENERGY CONSERVATION CODE
TO THE BEST OF MY KNOWLEDGE, BELIEF AND PROFESSIONAL JUDGMENT, THESE PLANS AND SPECIFICATIONS ARE IN COMPLIANCE WITH THE NEW YORK CITY ENERGY CONSERVATION CODE.



44TH FLOOR
MECHANICAL
PLAN

SHEET TITLE: **M-119.01**

SHEET NUMBER: 20 OF 42

281 Fifth Avenue

NEW YORK, NY

OWNER:
VICTOR NOMAD LLC

CONSTRUCTION MANAGER:
LEND LEASE
200 PARK AVENUE, 9TH FLOOR
NEW YORK, NY 10016
TEL: 212 592 6700

ARCHITECT:
RAFAEL VIÑOLY ARCHITECTS PC
50 VANDAM STREET
NEW YORK, NY 10013
TEL: 212 924 5060 FAX: 212 924 5858

STRUCTURAL ENGINEER:
WSP PARSONS BRINCKERHOFF
ONE PENN PLAZA, 4TH FLOOR
NEW YORK, NY 10119
TEL: 212 687 9888

MEP/FIT ENGINEER:
MGE ENGINEERING D.P.C.
116 WEST 32ND STREET, 12TH FLOOR
NEW YORK, NY 10001
TEL: 212 643 9055

GEOTECH CIVIL ENGINEER:
LANGAN ENGINEERING
300 KIMBALL DRIVE, 4TH FLOOR
PARSIPPANY, NJ 07054
TEL: 973 560 4900

VERTICAL TRANSPORT CONSULTANT:
VAN DEUSEN & ASSOCIATES
120 EAGLE ROCK AVENUE, SUITE 310
EAST HANOVER, NJ 07936
TEL: 973 994 9220

ENCLOSURE CONSULTANT:
VIDARIS, INC.
360 PARK AVENUE SOUTH, 15TH FLOOR
NEW YORK, NY 10010
TEL: 212 689 5389

FAÇADE MAINTENANCE CONSULTANT:
ENTEK ENGINEERING LLC
166 AMES STREET
HACKENSACK, NJ 07601
TEL: 201 820 2801

ACOUSTICAL CONSULTANT:
CERAMI & ASSOCIATES
404 FIFTH AVENUE
NEW YORK, NY 10018
TEL: 212 616 4179

LIGHTING CONSULTANT:
ONE LUX STUDIO
158 WEST 29TH STREET, 10TH FLOOR
NEW YORK, NY 10001
TEL: 212 201 5790

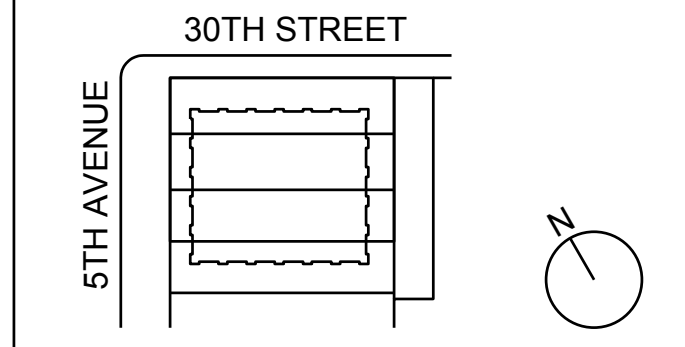
SPECIFICATIONS CONSULTANT:
ROBERT SCHWARTZ & ASSOCIATES
589 EIGHTH AVENUE, 17TH FLOOR
NEW YORK, NY 10018
TEL: 212 691 3248

ENERGY MODELING CONSULTANT:
STEVEN WINTER ASSOCIATES, INC.
307 SEVENTH AVENUE, SUITE 1701
NEW YORK, NY 10001
TEL: 212 564 5800

INTERIOR DESIGN CONSULTANT:
BEERS INTERIORS
156 5TH AVENUE, PENTHOUSE 2
NEW YORK, NY 10010
TEL: 212 352 2020



SEAL	DATE	DESCRIPTION
△	02/24/17	DOB PAA
△	02/17/17	BULLETIN #3
△	12/22/16	CONST. DOC. UPDATE
△	12/12/16	CONST. DOC.
△	10/31/16	95% CD SET
△	09/16/16	MEP BID ADDENDUM 2
△	08/01/16	85% CD
△	06/15/16	ISSUED FOR BID
△	01/18/16	FOUNDATION BID
△	12/18/15	SCHEMATIC DESIGN
△	04/15/15	DOB SUBMITTAL
△	ISSUE NO.	ISSUE DATE
△		DESCRIPTION

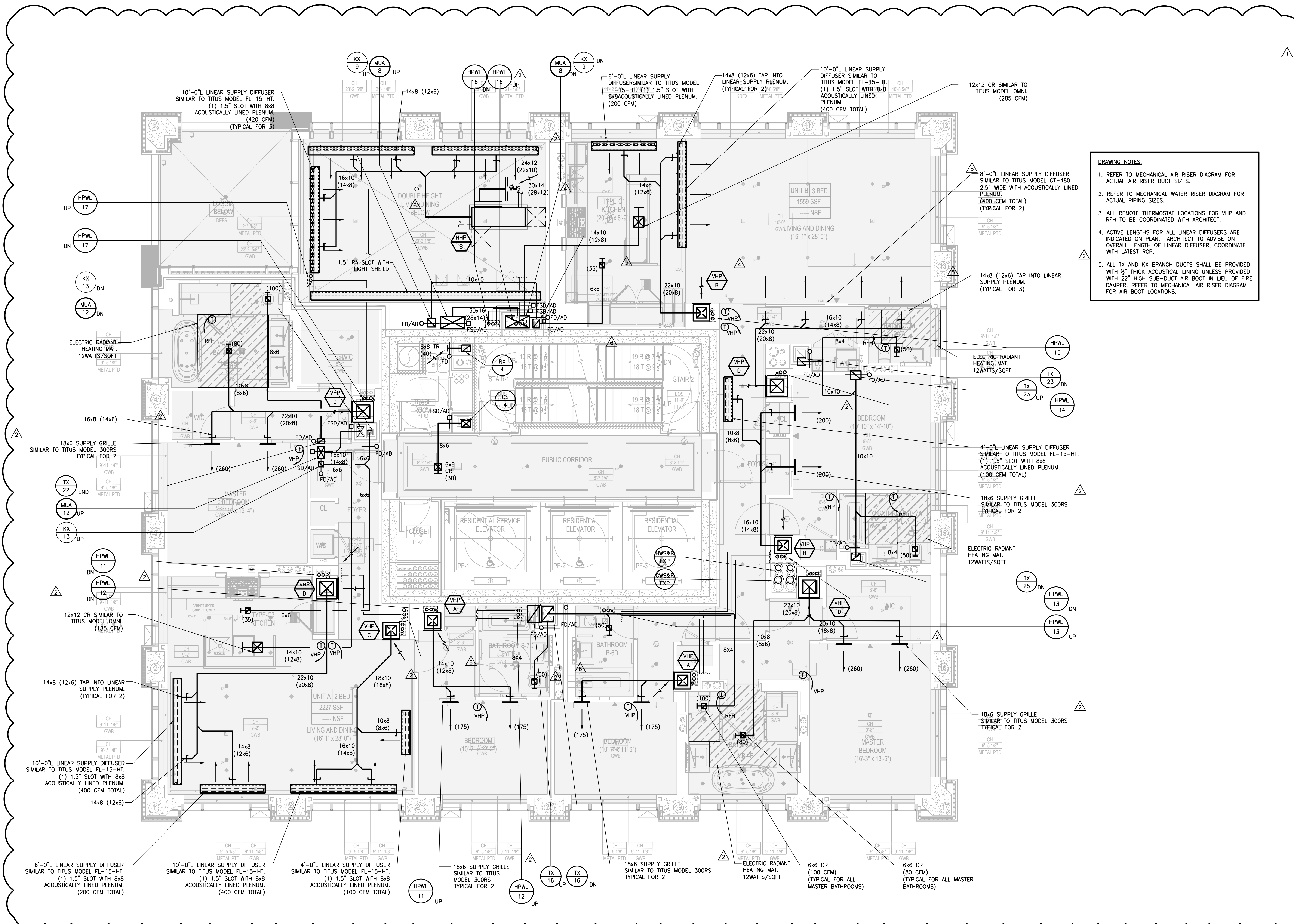


KEY PLAN AND NORTH SIGN
IF THIS DRAWING IS NOT 42" X 30" IT IS A REDUCED PRINT.
REFER TO GRAPHIC SCALE

PROJECT NUMBER: 6982.00
SCALE: 1/4" = 1'-0"

45TH FLOOR
MECHANICAL
PLAN

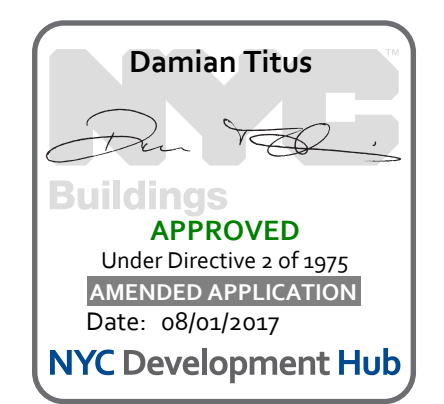
SHEET TITLE:
M-120.01
SHEET NUMBER: 21 OF 42



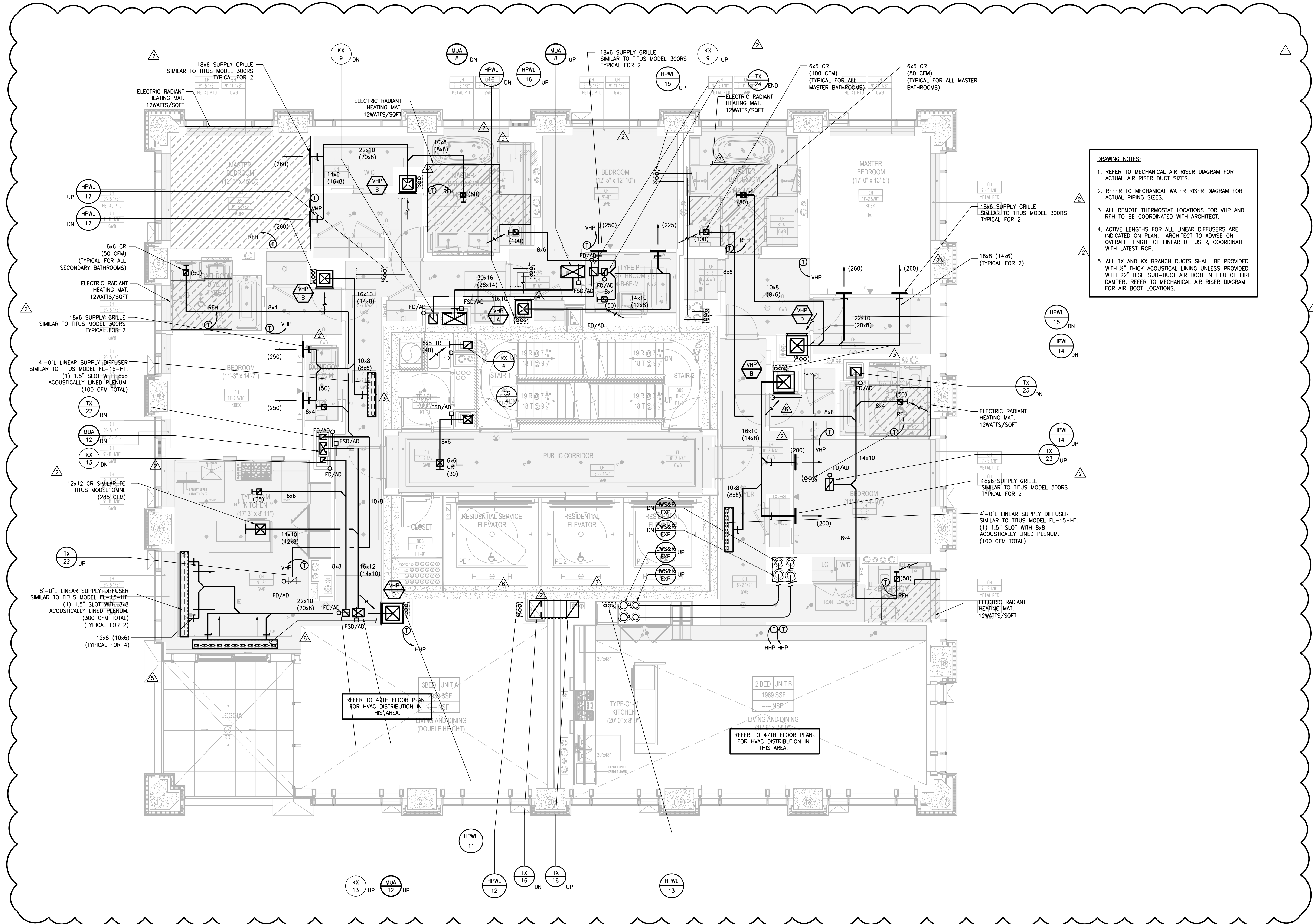
- DRAWING NOTES:**
- REFER TO MECHANICAL AIR RISER DIAGRAM FOR ACTUAL AIR RISER DUCT SIZES.
 - REFER TO MECHANICAL WATER RISER DIAGRAM FOR ACTUAL PIPING SIZES.
 - ALL REMOTE THERMOSTAT LOCATIONS FOR VHP AND RPH TO BE COORDINATED WITH ARCHITECT.
 - ACTIVE LENGTHS FOR ALL LINEAR DIFFUSERS ARE INDICATED ON PLAN. ARCHITECT TO ADVISE ON OVERALL LENGTH OF LINEAR DIFFUSER, COORDINATE WITH LATEST RCP.
 - ALL TX AND KX BRANCH DUCTS SHALL BE PROVIDED WITH 2" THICK ACoustICAL LINING UNLESS PROVIDED WITH 2" HIGH SUB-DUCT AIR BOOT IN LIEU OF FIRE DAMPER. REFER TO MECHANICAL AIR RISER DIAGRAM FOR AIR BOOT LOCATIONS.

NEW YORK CITY BUILDING DEPARTMENT APPROVAL NOTE
THIS PLAN IS APPROVED ONLY FOR WORK INDICATED ON THE APPLICATION SPECIFICATION SHEET. ALL OTHER MATTERS SHOWN ARE NOT TO BE RELIED UPON, OR TO BE CONSIDERED AS EITHER BEING APPROVED OR IN ACCORDANCE WITH APPLICABLE CODES.

NEW YORK CITY ENERGY CONSERVATION CODE
TO THE BEST OF MY KNOWLEDGE, BELIEF AND PROFESSIONAL JUDGMENT, THESE PLANS AND SPECIFICATIONS ARE IN COMPLIANCE WITH THE NEW YORK CITY ENERGY CONSERVATION CODE.



2003 RAFAEL VINDOY ARCHITECTS



DRAWING NOTES:

1. REFER TO MECHANICAL AIR RISER DIAGRAM FOR ACTUAL AIR RISER DUCT SIZES.
2. REFER TO MECHANICAL WATER RISER DIAGRAM FOR ACTUAL PIPING SIZES.
3. ALL REMOTE THERMOSTAT LOCATIONS FOR VHP AND RFH TO BE COORDINATED WITH ARCHITECT.
4. ACTIVE LENGTHS FOR ALL LINEAR DIFFUSERS ARE INDICATED ON PLAN. ARCHITECT TO ADVISE ON OVERALL LENGTH OF LINEAR DIFFUSER, COORDINATE WITH LATEST RCP.
5. ALL TX AND KX BRANCH DUCTS SHALL BE PROVIDED WITH 2" THICK ACoustICAL LINING UNLESS PROVIDED WITH 2" HIGH SUB-DUCT AIR BOOT IN LIEU OF FIRE DAMPER. REFER TO MECHANICAL AIR RISER DIAGRAM FOR AIR BOOT LOCATIONS.

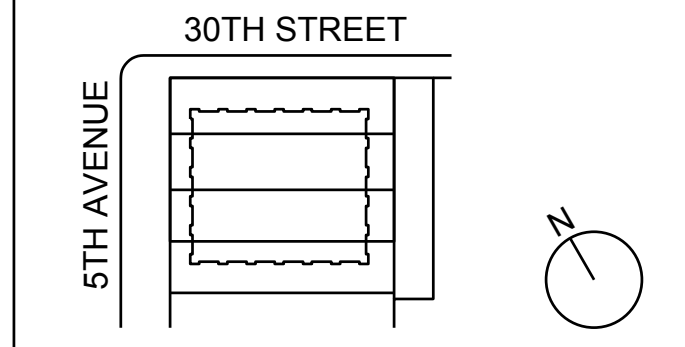
281 Fifth Avenue

NEW YORK, NY

- OWNER:
VICTOR NOMAD LLC
- CONSTRUCTION MANAGER:
LEND LEASE
200 PARK AVENUE, 9TH FLOOR
NEW YORK, NY 10166
TEL: 212 592 6700
- ARCHITECT:
RAFAEL VINDOY ARCHITECTS PC
50 VANDAM STREET
NEW YORK, NY 10013
TEL: 212 924 5060 FAX: 212 924 5858
- STRUCTURAL ENGINEER:
WSP PARSONS BRINCKERHOFF
ONE PENN PLAZA, 4TH FLOOR
NEW YORK, NY 10119
TEL: 212 643 9888
- MEP/FIT ENGINEER:
MGE ENGINEERING D.P.C.
116 WEST 32ND STREET, 12TH FLOOR
NEW YORK, NY 10001
TEL: 212 643 9055
- GEOTECH CIVIL ENGINEER:
LANGAN ENGINEERING
300 KIMBALL DRIVE, 4TH FLOOR
PARSIPPANY, NJ, 07054
TEL: 973 560 4900
- VERTICAL TRANSPORT CONSULTANT:
VAN DEUSEN & ASSOCIATES
120 EAST ROCK AVENUE, SUITE 310
EAST HANOVER, NJ, 07836
TEL: 973 994 9220
- ENCLOSURE CONSULTANT:
VIDARIS, INC.
360 PARK AVENUE SOUTH, 15TH FLOOR
NEW YORK, NY 10010
TEL: 212 689 5389
- FACADE MAINTENANCE CONSULTANT:
ENTEK ENGINEERING LLC
166 AMES STREET
HACKENSACK, NJ, 07601
TEL: 201 820 2801
- ACOUSTICAL CONSULTANT:
CERAMI & ASSOCIATES
404 FIFTH AVENUE
NEW YORK, NY 10018
TEL: 212 616 4179
- LIGHTING CONSULTANT:
ONE LUX STUDIO
158 WEST 29TH STREET, 10TH FLOOR
NEW YORK, NY 10001
TEL: 212 201 5790
- SPECIFICATIONS CONSULTANT:
ROBERT SCHWARTZ & ASSOCIATES
589 EIGHTH AVENUE, 17TH FLOOR
NEW YORK, NY 10018
TEL: 212 691 3248
- ENERGY MODELING CONSULTANT:
STEVEN WINTER ASSOCIATES, INC.
307 SEVENTH AVENUE, SUITE 1701
NEW YORK, NY 10001
TEL: 212 564 5800
- INTERIOR DESIGN CONSULTANT:
BEERS INTERIORS
156 5TH AVENUE, PENTHOUSE 2
NEW YORK, NY 10010
TEL: 212 352 2020



NO.	DATE	DESCRIPTION
△	02/24/17	DOB PAA
△	02/17/17	BULLETIN #3
△	12/22/16	CONST. DOC. UPDATE
△	12/12/16	CONST. DOC.
△	10/31/16	95% CD SET
△	09/16/16	MEP BID ADDENDUM 2
△	08/01/16	85% CD
△	06/15/16	ISSUED FOR BID
△	01/18/16	FOUNDATION BID
△	12/18/15	SCHEMATIC DESIGN
△	04/15/15	DOB SUBMITTAL
ISSUE NO.	DATE	DESCRIPTION



KEY PLAN AND NORTH SIGN
IF THIS DRAWING IS NOT 42" X 30" IT IS A REDUCED PRINT.
REFER TO GRAPHIC SCALE

PROJECT NUMBER: 6982.00
SCALE: 1/4" = 1'-0"



NEW YORK CITY BUILDING DEPARTMENT APPROVAL NOTE
THIS PLAN IS APPROVED ONLY FOR WORK INDICATED ON THE APPLICATION SPECIFICATION SHEET. ALL OTHER MATTERS SHOWN ARE NOT TO BE RELIED UPON, OR TO BE CONSIDERED AS EITHER BEING APPROVED OR IN ACCORDANCE WITH APPLICABLE CODES.

NEW YORK CITY ENERGY CONSERVATION CODE
TO THE BEST OF MY KNOWLEDGE, BELIEF AND PROFESSIONAL JUDGMENT, THESE PLANS AND SPECIFICATIONS ARE IN COMPLIANCE WITH THE NEW YORK CITY ENERGY CONSERVATION CODE.



46TH FLOOR
MECHANICAL
PLAN

SHEET TITLE: **M-121.01**

SHEET NUMBER: 22 OF 42

2003 RAFAEL VINDOLY ARCHITECTS

1 2 3 4 5 6

281

Fifth Avenue
NEW YORK, NY

OWNER:
VICTOR NOMAD LLC

CONSTRUCTION MANAGER:
LEND LEASE
200 PARK AVENUE, 9TH FLOOR
NEW YORK, NY 10166
TEL: 212 592 6700

ARCHITECT:
RAFAEL VINDOLY ARCHITECTS PC
50 VANDAM STREET
NEW YORK, NY 10013
TEL: 212 924 5060 FAX: 212 924 5858

STRUCTURAL ENGINEER:
WSP PARSONS BRINCKERHOFF
ONE PENN PLAZA, 4TH FLOOR
NEW YORK, NY 10119
TEL: 212 643 9888

MED/FIT ENGINEER:
MGE ENGINEERING D.P.C.
116 WEST 32ND STREET, 12TH FLOOR
NEW YORK, NY 10001
TEL: 212 643 9055

GEOTECH CIVIL ENGINEER:
LANGAN ENGINEERING
300 KIMBALL DRIVE, 4TH FLOOR
PARSIPPANY, NJ 07054
TEL: 973 560 4900

VERTICAL TRANSPORT CONSULTANT:
VAN DEUSEN & ASSOCIATES
120 EAGLE ROCK AVENUE, SUITE 310
EAST HANOVER, NJ 07836
TEL: 973 994 9220

ENCLOSURE CONSULTANT:
VIDARIS, INC.
360 PARK AVENUE SOUTH, 15TH FLOOR
NEW YORK, NY 10010
TEL: 212 689 5389

FAÇADE MAINTENANCE CONSULTANT:
ENTEK ENGINEERING LLC
166 AMES STREET
HACKENSACK, NJ 07601
TEL: 201 820 2801

ACOUSTICAL CONSULTANT:
CERAMI & ASSOCIATES
404 FIFTH AVENUE
NEW YORK, NY 10018
TEL: 212 616 4179

LIGHTING CONSULTANT:
ONE LUX STUDIO
158 WEST 29TH STREET, 10TH FLOOR
NEW YORK, NY 10001
TEL: 212 201 5790

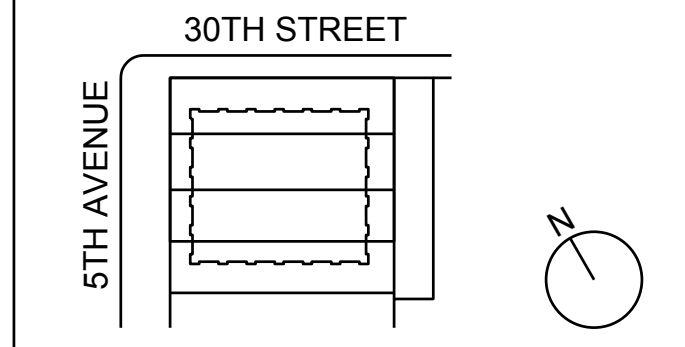
SPECIFICATIONS CONSULTANT:
ROBERT SCHWARTZ & ASSOCIATES
589 EIGHTH AVENUE, 17TH FLOOR
NEW YORK, NY 10018
TEL: 212 691 3248

ENERGY MODELING CONSULTANT:
STEVEN WINTER ASSOCIATES, INC.
307 SEVENTH AVENUE, SUITE 1701
NEW YORK, NY 10001
TEL: 212 564 5800

INTERIOR DESIGN CONSULTANT:
BEERS INTERIORS
156 5TH AVENUE, PENTHOUSE 2
NEW YORK, NY 10010
TEL: 212 352 2020



SEAL	DATE	DESCRIPTION
△	02/24/17	DOB PAA
△	02/17/17	BULLETIN #3
△	12/22/16	CONST. DOC. UPDATE
△	12/12/16	CONST. DOC.
△	10/31/16	95% CD SET
△	09/16/16	MEP BID ADDENDUM 2
△	08/01/16	85% CD
△	06/15/16	ISSUED FOR BID
△	01/18/16	FOUNDATION BID
△	12/18/15	SCHEMATIC DESIGN
△	04/15/15	DOB SUBMITTAL
△	ISSUE NO.	ISSUE DATE

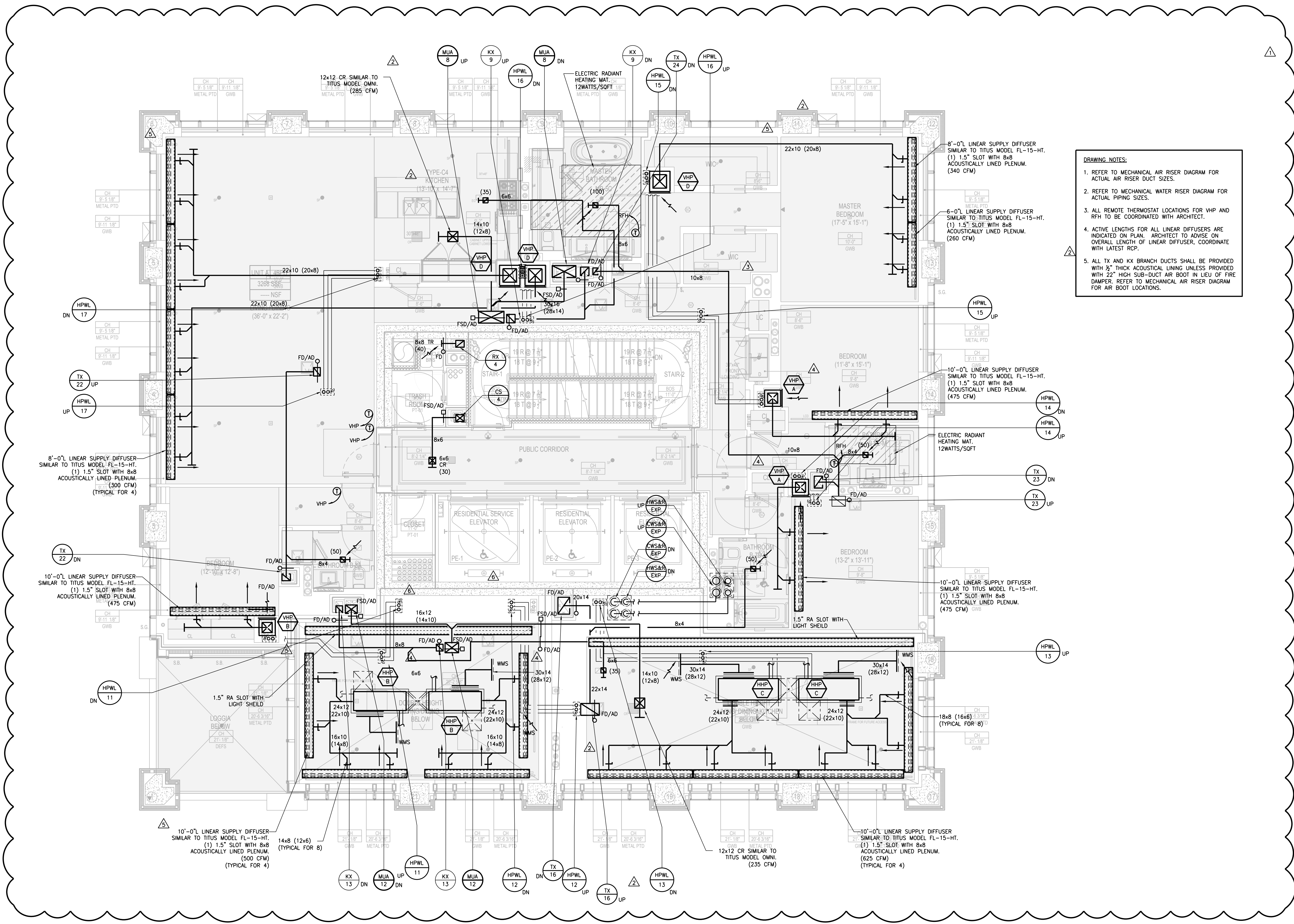


KEY PLAN AND NORTH SIGN
IF THIS DRAWING IS NOT 42" X 30" IT IS
A REDUCED PRINT.
REFER TO GRAPHIC SCALE

PROJECT NUMBER: 6982.00
SCALE: 1/4" = 1'-0"

47TH FLOOR
MECHANICAL
PLAN

SHEET TITLE:
M-122.01
SHEET NUMBER: 23 OF 42



DRAWING NOTES:

- REFER TO MECHANICAL AIR RISER DIAGRAM FOR ACTUAL PIPING SIZES.
- REFER TO MECHANICAL WATER RISER DIAGRAM FOR ACTUAL PIPING SIZES.
- ALL REMOTE THERMOSTAT LOCATIONS FOR VHP AND RPH TO BE COORDINATED WITH ARCHITECT.
- ACTIVE LENGTHS FOR ALL LINEAR DIFFUSERS ARE INDICATED ON PLAN. ARCHITECT TO ADVISE ON OVERALL LENGTH OF LINEAR DIFFUSER, COORDINATE WITH LATEST RCP.
- ALL TX AND KX BRANCH DUCTS SHALL BE PROVIDED WITH 2" HIGH SUB-DUCT AIR BOOT IN LIEU OF FIRE DAMPER. REFER TO MECHANICAL AIR RISER DIAGRAM FOR AIR BOOT LOCATIONS.

NEW YORK CITY BUILDING DEPARTMENT APPROVAL NOTE
THIS PLAN IS APPROVED ONLY FOR WORK INDICATED ON THE APPLICATION SPECIFICATION SHEET. ALL OTHER MATTERS SHOWN ARE NOT TO BE RELIED UPON, OR TO BE CONSIDERED AS EITHER BEING APPROVED OR IN ACCORDANCE WITH APPLICABLE CODES.

NEW YORK CITY ENERGY CONSERVATION CODE
TO THE BEST OF MY KNOWLEDGE, BELIEF AND PROFESSIONAL JUDGMENT, THESE PLANS AND SPECIFICATIONS ARE IN COMPLIANCE WITH THE NEW YORK CITY ENERGY CONSERVATION CODE.



281 Fifth Avenue NEW YORK, NY

OWNER:
VICTOR NOMAD LLC

CONSTRUCTION MANAGER:
LEND LEASE
200 PARK AVENUE, 9TH FLOOR
NEW YORK, NY 10166
TEL: 212 592 6700

ARCHITECT:
RAFAEL VIÑOLY ARCHITECTS PC
50 VANDAM STREET
NEW YORK, NY 10013
TEL: 212 924 5060 FAX: 212 924 5858

STRUCTURAL ENGINEER:
WSP PARSONS BRINCKERHOFF
ONE PENN PLAZA, 4TH FLOOR
NEW YORK, NY 10119
TEL: 212 687 9888

MEP/FIT ENGINEER:
MGE ENGINEERING D.P.C.
116 WEST 32ND STREET, 12TH FLOOR
NEW YORK, NY 10001
TEL: 212 643 9055

GEOTECH CIVIL ENGINEER:
LANGAN ENGINEERING
300 KIMBALL DRIVE, 4TH FLOOR
PARSIPPANY, NJ, 07054
TEL: 973 560 4900

VERTICAL TRANSPORT CONSULTANT:
VAN DEUSEN & ASSOCIATES
120 EAST ROCK AVENUE, SUITE 310
EAST HANOVER, NJ, 07836
TEL: 973 994 9220

ENCLOSURE CONSULTANT:
VIDARIS, INC.
360 PARK AVENUE SOUTH, 15TH FLOOR
NEW YORK, NY, 10010
TEL: 212 689 5389

FACADE MAINTENANCE CONSULTANT:
ENTEK ENGINEERING LLC
166 AMES STREET
HACKENSACK, NJ, 07601
TEL: 201 820 2801

ACOUSTICAL CONSULTANT:
CERAMI & ASSOCIATES
404 FIFTH AVENUE
NEW YORK, NY, 10018
TEL: 212 616 4179

LIGHTING CONSULTANT:
ONE LUX STUDIO
158 WEST 29TH STREET, 10TH FLOOR
NEW YORK, NY, 10001
TEL: 212 201 5790

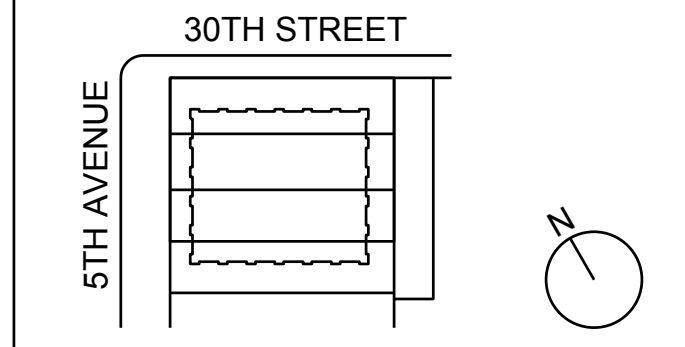
SPECIFICATIONS CONSULTANT:
ROBERT SCHWARTZ & ASSOCIATES
589 EIGHTH AVENUE, 17TH FLOOR
NEW YORK, NY, 10018
TEL: 212 691 3248

ENERGY MODELING CONSULTANT:
STEVEN WINTER ASSOCIATES, INC.
307 SEVENTH AVENUE, SUITE 1701
NEW YORK, NY, 10001
TEL: 212 564 5800

INTERIOR DESIGN CONSULTANT:
BEERS INTERIORS
156 5TH AVENUE, PENTHOUSE 2
NEW YORK, NY, 10010
TEL: 212 352 2020



SEAL	DATE	DESCRIPTION
△	02/24/17	DOB PAA
△	02/17/17	BULLETIN #3
△	12/22/16	CONST. DOC. UPDATE
△	12/12/16	CONST. DOC.
△	10/31/16	95% CD SET
△	09/16/16	MEP BID ADDENDUM 2
△	08/01/16	85% CD
△	06/15/16	ISSUED FOR BID
△	01/18/16	FOUNDATION BID
△	12/18/15	SCHEMATIC DESIGN
△	04/15/15	DOB SUBMITTAL
△		ISSUE DATE
△		DESCRIPTION



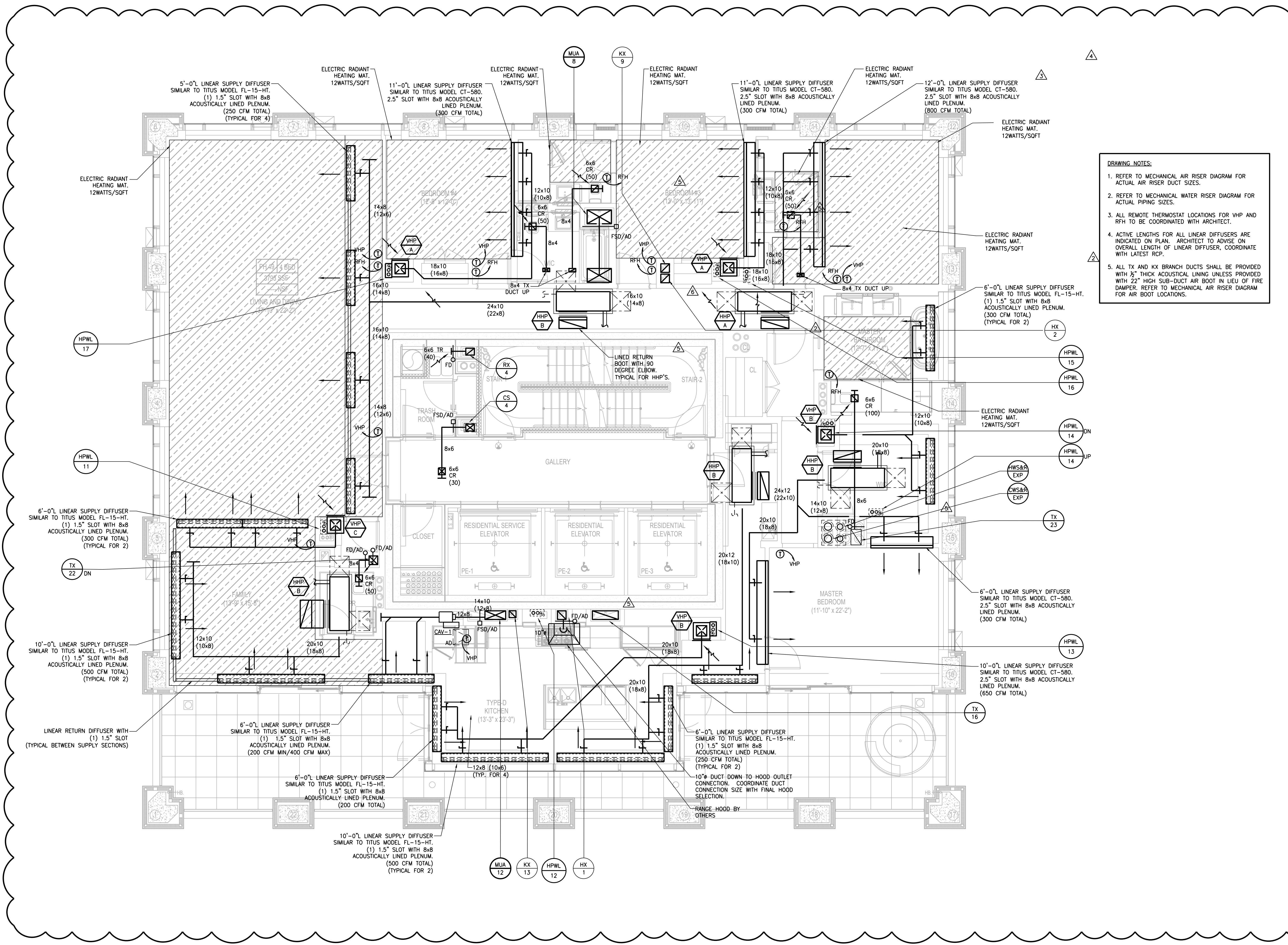
KEY PLAN AND NORTH SIGN
IF THIS DRAWING IS NOT 42" X 30" IT IS
A REDUCED PRINT.
REFER TO GRAPHIC SCALE

PROJECT NUMBER: 6982.00
SCALE: 1/4" = 1'-0"

48TH FLOOR
MECHANICAL
PLAN

SHEET TITLE:
M-123.01

SHEET NUMBER:
24 OF 42



- DRAWING NOTES:**
1. REFER TO MECHANICAL AIR RISER DIAGRAM FOR ACTUAL AIR RISER DUCT SIZES.
 2. REFER TO MECHANICAL WATER RISER DIAGRAM FOR ACTUAL PIPING SIZES.
 3. ALL REMOTE THERMOSTAT LOCATIONS FOR VHP AND RPH TO BE COORDINATED WITH ARCHITECT.
 4. ACTIVE LENGTHS FOR ALL LINEAR DIFFUSERS ARE INDICATED ON PLAN. ARCHITECT TO ADVISE ON OVERALL LENGTH OF LINEAR DIFFUSER, COORDINATE WITH LATEST RCP.
 5. ALL TX AND KX BRANCH DUCTS SHALL BE PROVIDED WITH 2" THICK ACOUSTICAL LINING UNLESS PROVIDED WITH 22" HIGH SUB-DUCT AIR BOOT IN LIEU OF FIRE DAMPER. REFER TO MECHANICAL AIR RISER DIAGRAM FOR AIR BOOT LOCATIONS.

NEW YORK CITY BUILDING DEPARTMENT APPROVAL NOTE
THIS PLAN IS APPROVED ONLY FOR WORK INDICATED ON THE APPLICATION SPECIFICATION SHEET. ALL OTHER MATTERS SHOWN ARE NOT TO BE RELIED UPON, OR TO BE CONSIDERED AS EITHER BEING APPROVED OR IN ACCORDANCE WITH APPLICABLE CODES.

NEW YORK CITY ENERGY CONSERVATION CODE
TO THE BEST OF MY KNOWLEDGE, BELIEF AND PROFESSIONAL JUDGMENT, THESE PLANS AND SPECIFICATIONS ARE IN COMPLIANCE WITH THE NEW YORK CITY ENERGY CONSERVATION CODE.



© 2013 RAFAEL VIÑOLY ARCHITECTS

© 2013 RAFAEL VINOLY ARCHITECTS

1 2 3 4 5 6

281 Fifth Avenue NEW YORK, NY

OWNER:
VICTOR NOMAD LLC

CONSTRUCTION MANAGER:
LEND LEASE
200 PARK AVENUE, 9TH FLOOR
NEW YORK, NY 10166
TEL: 212 592 6700

ARCHITECT:
RAFAEL VINOLY ARCHITECTS PC
50 VANDAM STREET
NEW YORK, NY 10013
TEL: 212 924 5060 FAX: 212 924 5858

STRUCTURAL ENGINEER:
WSP PARSONS BRINCKERHOFF
ONE PENN PLAZA, 4TH FLOOR
NEW YORK, NY 10119
TEL: 212 687 9888

MEP/FIT ENGINEER:
MGE ENGINEERING D.P.C.
116 WEST 32ND STREET, 12TH FLOOR
NEW YORK, NY 10001
TEL: 212 643 9055

GEOTECH CIVIL ENGINEER:
LANGAN ENGINEERING
300 KIMBALL DRIVE, 4TH FLOOR
PARSIPPANY, NJ, 07054
TEL: 973 560 4900

VERTICAL TRANSPORT CONSULTANT:
VAN DEUSEN & ASSOCIATES
120 EAST ROCK AVENUE, SUITE 310
EAST HANOVER, NJ, 07836
TEL: 973 994 9220

ENCLOSURE CONSULTANT:
VIDARIS, INC.
360 PARK AVENUE SOUTH, 15TH FLOOR
NEW YORK, NY, 10010
TEL: 212 689 5389

FACADE MAINTENANCE CONSULTANT:
ENTEK ENGINEERING LLC
166 AMES STREET
HACKENSACK, NJ, 07601
TEL: 201 820 2801

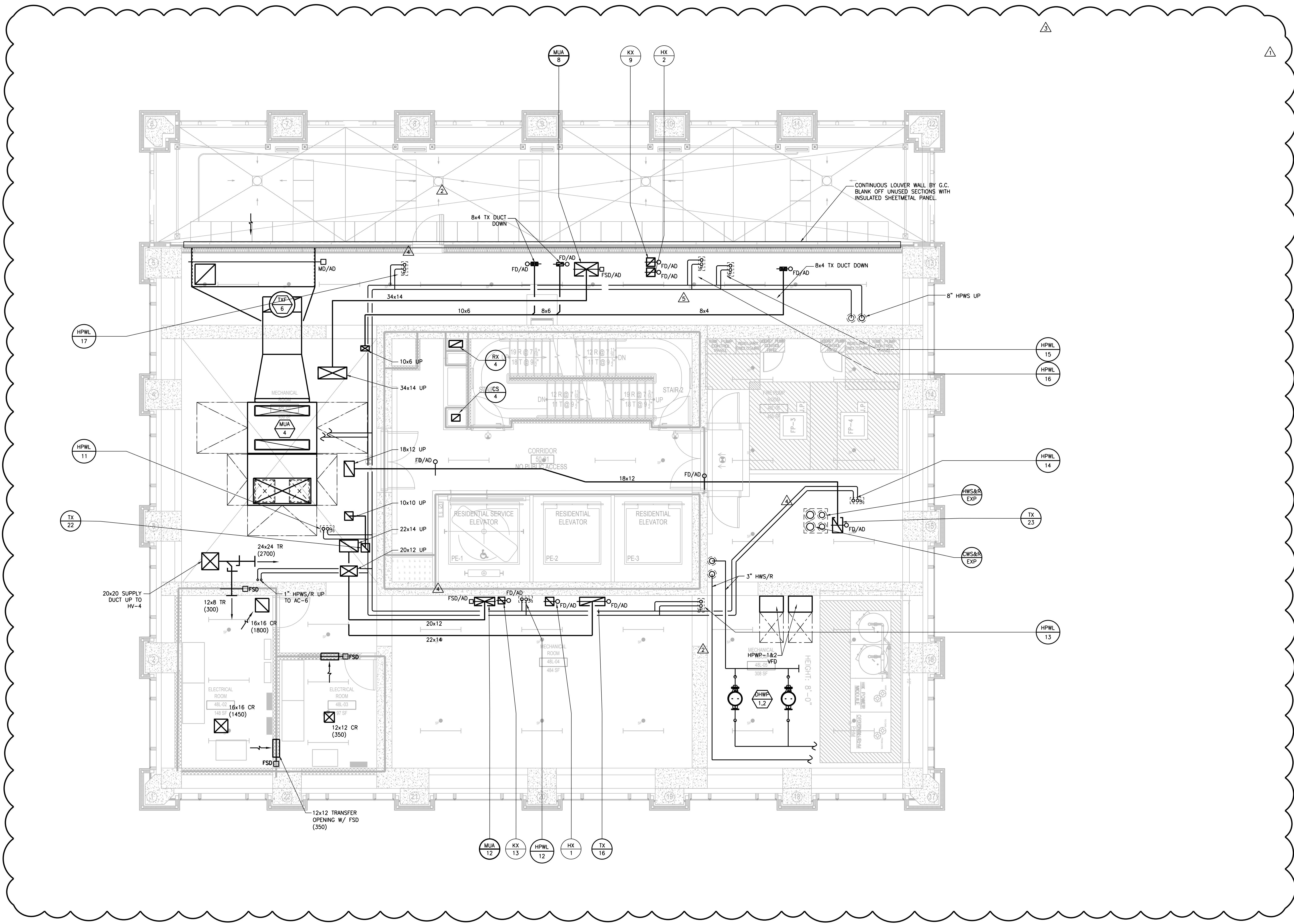
ACOUSTICAL CONSULTANT:
CERAMI & ASSOCIATES
404 FIFTH AVENUE
NEW YORK, NY, 10018
TEL: 212 616 4179

LIGHTING CONSULTANT:
ONE LUX STUDIO
158 WEST 29TH STREET, 10TH FLOOR
NEW YORK, NY, 10001
TEL: 212 201 5790

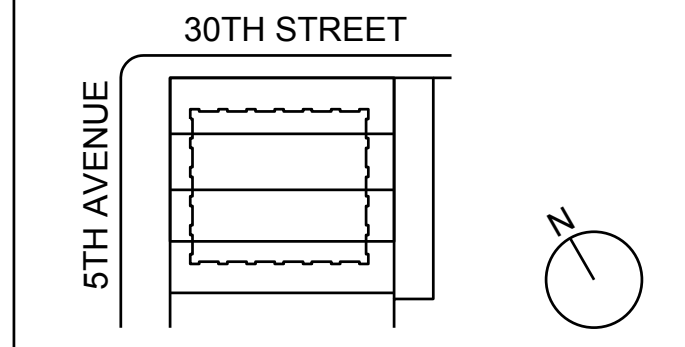
SPECIFICATIONS CONSULTANT:
ROBERT SCHWARTZ & ASSOCIATES
589 EIGHTH AVENUE, 17TH FLOOR
NEW YORK, NY, 10018
TEL: 212 691 3248

ENERGY MODELING CONSULTANT:
STEVEN WINTER ASSOCIATES, INC
307 SEVENTH AVENUE, SUITE 1701
NEW YORK, NY, 10001
TEL: 212 564 5800

INTERIOR DESIGN CONSULTANT:
BEERS INTERIORS
156 5TH AVENUE, PENTHOUSE 2
NEW YORK, NY, 10010
TEL: 212 352 2020



ISSUE NO.	DATE	DESCRIPTION
△	02/24/17	DOB PAA
△	02/17/17	BULLETIN #3
△	12/22/16	CONST. DOC. UPDATE
△	12/12/16	CONST. DOC.
△	10/31/16	95% CD SET
△	09/16/16	MEP BID ADDENDUM 2
△	08/01/16	85% CD
△	06/15/16	ISSUED FOR BID
△	04/08/16	PROGRESS DD
△	04/08/16	DOB SUBMITTAL
△	01/18/16	FOUNDATION BID
△	12/18/15	SCHEMATIC DESIGN
△	04/15/15	DOB SUBMITTAL



KEY PLAN AND NORTH SIGN
IF THIS DRAWING IS NOT 42" X 30" IT IS
A REDUCED PRINT.
REFER TO GRAPHIC SCALE

PROJECT NUMBER: 6982.00
SCALE 1/4" = 1'-0"



NEW YORK CITY BUILDING DEPARTMENT APPROVAL NOTE
THIS PLAN IS APPROVED ONLY FOR WORK INDICATED ON THE APPLICATION SPECIFICATION SHEET. ALL OTHER MATTERS SHOWN ARE NOT TO BE RELIED UPON, OR TO BE CONSIDERED AS EITHER BEING APPROVED OR IN ACCORDANCE WITH APPLICABLE CODES.

NEW YORK CITY ENERGY CONSERVATION CODE
TO THE BEST OF MY KNOWLEDGE, BELIEF AND PROFESSIONAL JUDGMENT, THESE PLANS AND SPECIFICATIONS ARE IN COMPLIANCE WITH THE NEW YORK CITY ENERGY CONSERVATION CODE.



49TH FLOOR
MECHANICAL
PLAN

SHEET TITLE :
M-124.01

SHEET NUMBER : 25 OF 42

281 Fifth Avenue NEW YORK, NY

OWNER:
VICTOR NOMAD LLC

CONSTRUCTION MANAGER:
LEND LEASE
200 PARK AVENUE, 9TH FLOOR
NEW YORK, NY 10166
TEL: 212 592 6700

ARCHITECT:
RAFAEL VINDOY ARCHITECTS PC
50 VANDAM STREET
NEW YORK, NY 10013
TEL: 212 924 5060 FAX: 212 924 5858

STRUCTURAL ENGINEER:
WSP PARSONS BRINCKERHOFF
ONE PENN PLAZA, 4TH FLOOR
NEW YORK, NY 10119
TEL: 212 687 9888

MEP/FIT ENGINEER:
MGE ENGINEERING D.P.C.
116 WEST 32ND STREET, 12TH FLOOR
NEW YORK, NY 10001
TEL: 212 643 9055

GEOTECH CIVIL ENGINEER:
LANGAN ENGINEERING
300 KIMBALL DRIVE, 4TH FLOOR
PARSIPPANY, NJ, 07054
TEL: 973 560 4900

VERTICAL TRANSPORT CONSULTANT:
VAN DEUSEN & ASSOCIATES
120 EAST ROCK AVENUE, SUITE 310
EAST HANOVER, NJ, 07836
TEL: 973 994 9220

ENCLOSURE CONSULTANT:
VIDARIS, INC.
360 PARK AVENUE SOUTH, 15TH FLOOR
NEW YORK, NY, 10010
TEL: 212 689 5389

FACADE MAINTENANCE CONSULTANT:
ENTEK ENGINEERING LLC
166 AMES STREET
HACKENSACK, NJ, 07601
TEL: 201 820 2801

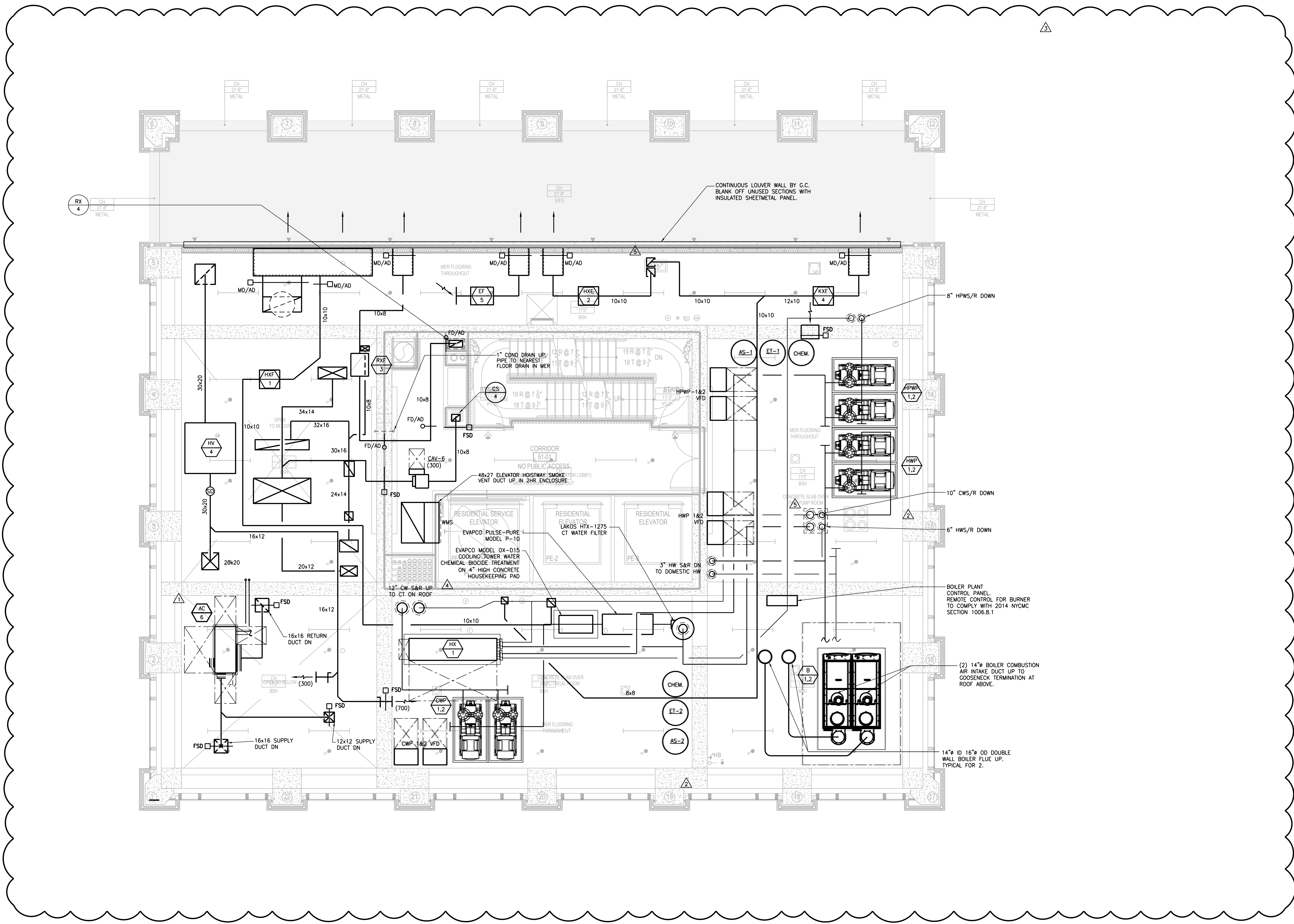
ACOUSTICAL CONSULTANT:
CERAMI & ASSOCIATES
404 FIFTH AVENUE
NEW YORK, NY, 10018
TEL: 212 616 4179

LIGHTING CONSULTANT:
ONE LUX STUDIO
158 WEST 29TH STREET, 10TH FLOOR
NEW YORK, NY, 10001
TEL: 212 201 5790

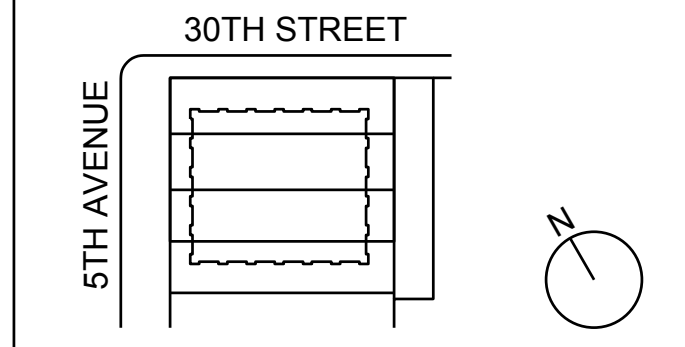
SPECIFICATIONS CONSULTANT:
ROBERT SCHWARTZ & ASSOCIATES
589 EIGHTH AVENUE, 17TH FLOOR
NEW YORK, NY, 10018
TEL: 212 691 3248

ENERGY MODELING CONSULTANT:
STEVEN WINTER ASSOCIATES, INC
307 SEVENTH AVENUE, SUITE 1701
NEW YORK, NY, 10001
TEL: 212 564 5800

INTERIOR DESIGN CONSULTANT:
BEERS INTERIORS
156 5TH AVENUE, PENTHOUSE 2
NEW YORK, NY, 10010
TEL: 212 352 2020



ISSUE NO.	DATE	DESCRIPTION
SEAL	02/24/17	DOB PAA
	12/22/16	CONST. DOC. UPDATE
	12/12/16	CONST. DOC.
	10/31/16	95% CD SET
	09/16/16	MEP BID ADDENDUM 2
	08/01/16	85% CD
	06/15/16	ISSUED FOR BID
	04/08/16	PROGRESS DD
	04/08/16	DOB SUBMITTAL
	01/18/16	FOUNDATION BID
	12/18/15	SCHEMATIC DESIGN
	04/15/15	DOB SUBMITTAL



KEY PLAN AND NORTH SIGN
IF THIS DRAWING IS NOT 42" X 30" IT IS
A REDUCED PRINT.
REFER TO GRAPHIC SCALE

PROJECT NUMBER: 6982.00
SCALE 1/4" = 1'-0"



NEW YORK CITY BUILDING DEPARTMENT APPROVAL NOTE
THIS PLAN IS APPROVED ONLY FOR WORK INDICATED ON THE APPLICATION SPECIFICATION SHEET. ALL OTHER MATTERS SHOWN ARE NOT TO BE RELIED UPON, OR TO BE CONSIDERED AS EITHER BEING APPROVED OR IN ACCORDANCE WITH APPLICABLE CODES.

NEW YORK CITY ENERGY CONSERVATION CODE
TO THE BEST OF MY KNOWLEDGE, BELIEF AND PROFESSIONAL JUDGMENT, THESE PLANS AND SPECIFICATIONS ARE IN COMPLIANCE WITH THE NEW YORK CITY ENERGY CONSERVATION CODE.



50TH FLOOR
MECHANICAL
PLAN

SHEET TITLE :
M-125.01

SHEET NUMBER : 26 OF 42

© 2013 RAFAEL VINOLY ARCHITECTS

281 Fifth Avenue

NEW YORK, NY

OWNER:
VICTOR NOMAD LLC

CONSTRUCTION MANAGER:
LEND LEASE
200 PARK AVENUE, 9TH FLOOR
NEW YORK, NY 10166
TEL: 212 592 6700

ARCHITECT:
RAFAEL VINOLY ARCHITECTS PC
50 VANDAM STREET
NEW YORK, NY 10013
TEL: 212 924 5060 FAX: 212 924 5858

STRUCTURAL ENGINEER:
WSP PARSONS BRINCKERHOFF
ONE PENN PLAZA, 4TH FLOOR
NEW YORK, NY 10119
TEL: 212 687 9888

MEDICAL ENGINEER:
MGE ENGINEERING D.P.C.
116 WEST 32ND STREET, 12TH FLOOR
NEW YORK, NY 10001
TEL: 212 643 9055

GEOTECH CIVIL ENGINEER:
LANGAN ENGINEERING
300 KIMBALL DRIVE, 4TH FLOOR
PARSIPPANY, NJ, 07054
TEL: 973 560 4900

VERTICAL TRANSPORT CONSULTANT:
VAN DEUSEN & ASSOCIATES
120 EAGLE ROCK AVENUE, SUITE 310
EAST HANOVER, NJ, 07836
TEL: 973 994 9220

ENCLOSURE CONSULTANT:
VIDARIS, INC.
360 PARK AVENUE SOUTH, 15TH FLOOR
NEW YORK, NY, 10010
TEL: 212 689 5389

FACADE MAINTENANCE CONSULTANT:
ENTEK ENGINEERING LLC
166 AMES STREET
HACKENSACK, NJ, 07601
TEL: 201 820 2801

ACOUSTICAL CONSULTANT:
CERAMI & ASSOCIATES
404 FIFTH AVENUE
NEW YORK, NY, 10018
TEL: 212 616 4179

LIGHTING CONSULTANT:
ONE LUX STUDIO
158 WEST 29TH STREET, 10TH FLOOR
NEW YORK, NY, 10001
TEL: 212 201 5790


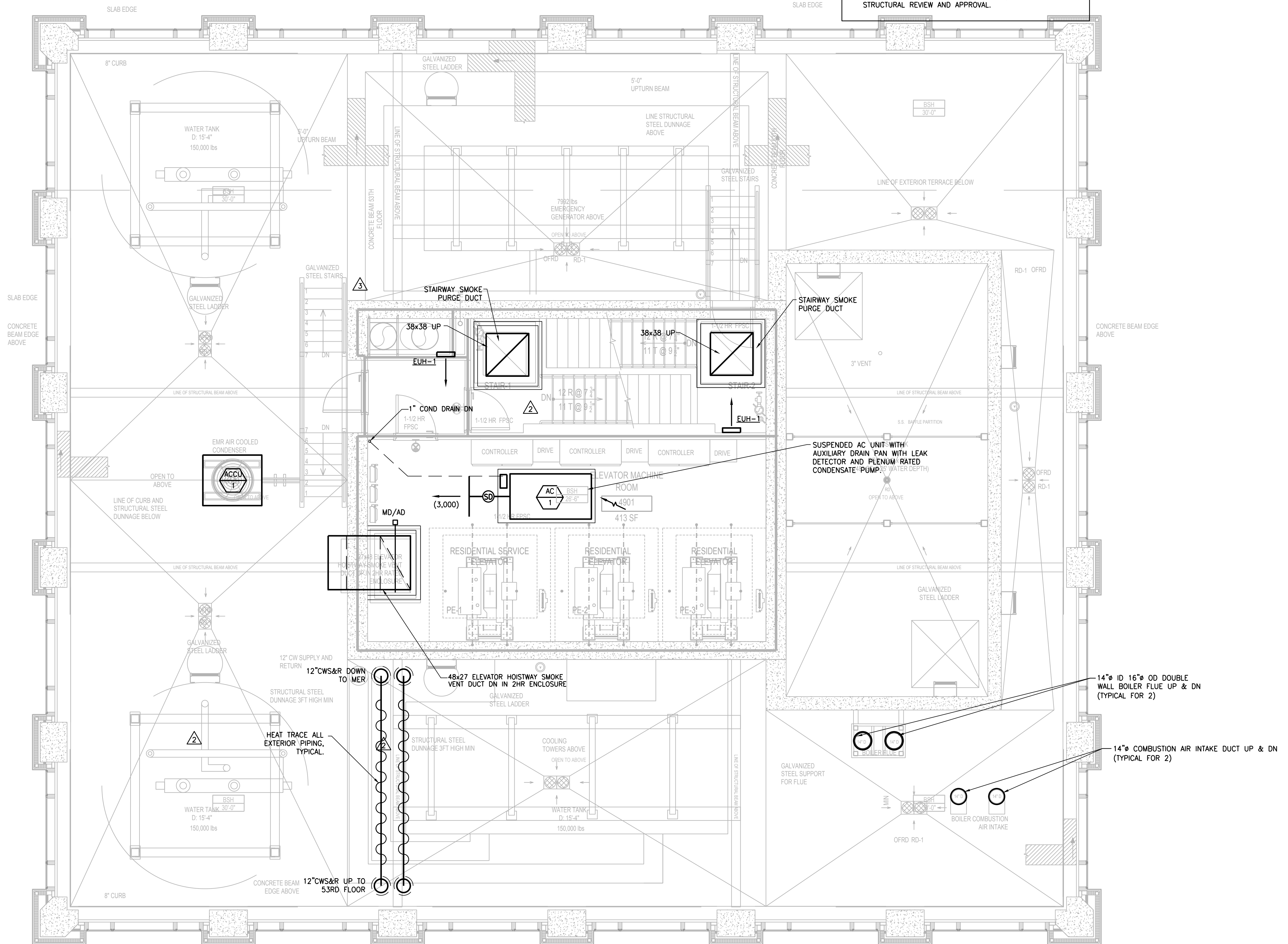
SPECIFICATIONS CONSULTANT:
ROBERT SCHWARTZ & ASSOCIATES
589 EIGHTH AVENUE, 17TH FLOOR
NEW YORK, NY, 10018
TEL: 212 691 3248

ENERGY MODELING CONSULTANT:
STEVEN WINTER ASSOCIATES, INC.
307 SEVENTH AVENUE, SUITE 1701
NEW YORK, NY, 10001
TEL: 212 564 5800

INTERIOR DESIGN CONSULTANT:
BEERS INTERIORS
156 5TH AVENUE, PENTHOUSE 2
NEW YORK, NY, 10010
TEL: 212 352 2020

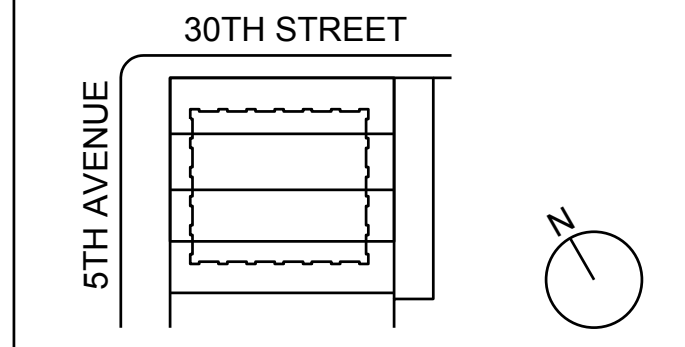
DRAWING NOTES:
1. ALL OUTDOOR PIPING SHALL BE ELECTRICALLY HEAT TRACED.

BOILER FLUE NOTES:
1. EXACT ELEVATION IS SHOWN ON ARCHITECTURAL ELEVATION DRAWING.
2. PROVIDE ROOF SUPPORT & GUIDE SUPPORT SECTIONS SIMILAR TO "SAF-T VENT" TYPE C1 PLUS AND GUY WIRES CONNECTED TO STRUCTURAL ELEMENTS ON THE ROOF.
3. MECHANICAL CONTRACTOR IS RESPONSIBLE TO PROVIDE FLUE SUPPORT SHOP DRAWING FOR ENGINEER, ARCHITECT AND STRUCTURAL REVIEW AND APPROVAL.



SEAL

02/24/17	DOB PAA	
12/12/16	CONST. DOC.	
10/31/16	95% CD SET	
09/16/16	MEP BID ADDENDUM 2	
08/01/16	85% CD	
06/15/16	ISSUED FOR BID	
04/08/16	PROGRESS DD	
04/08/16	DOB SUBMITTAL	
01/18/16	FOUNDATION BID	
12/18/15	SCHEMATIC DESIGN	
04/15/15	DOB SUBMITTAL	
ISSUE NO.	DATE	DESCRIPTION



KEY PLAN AND NORTH SIGN
IF THIS DRAWING IS NOT 42" X 30" IT IS A REDUCED PRINT;
REFER TO GRAPHIC SCALE

PROJECT NUMBER: 6982.00
SCALE 1/4" = 1'-0"



NEW YORK CITY BUILDING DEPARTMENT APPROVAL NOTE
THIS PLAN IS APPROVED ONLY FOR WORK INDICATED ON THE APPLICATION SPECIFICATION SHEET. ALL OTHER MATTERS SHOWN ARE NOT TO BE RELIED UPON, OR TO BE CONSIDERED AS EITHER BEING APPROVED OR IN ACCORDANCE WITH APPLICABLE CODES.

NEW YORK CITY ENERGY CONSERVATION CODE
TO THE BEST OF MY KNOWLEDGE, BELIEF AND PROFESSIONAL JUDGMENT, THESE PLANS AND SPECIFICATIONS ARE IN COMPLIANCE WITH THE NEW YORK CITY ENERGY CONSERVATION CODE.



51ST FLOOR
MECHANICAL
PLAN

SHEET TITLE :
M-126.01

SHEET NUMBER : 27 OF 42

© 2013 RAFAEL VINOLY ARCHITECTS

281 Fifth Avenue NEW YORK, NY

OWNER:
VICTOR NOMAD LLC

CONSTRUCTION MANAGER:
LEND LEASE
200 PARK AVENUE, 9TH FLOOR
NEW YORK, NY 10166
TEL: 212 592 6700

ARCHITECT:
RAFAEL VINOLY ARCHITECTS PC
50 VANDAM STREET
NEW YORK, NY 10013
TEL: 212 924 5060 FAX: 212 924 5858

STRUCTURAL ENGINEER:
WSP PARSONS BRINCKERHOFF
ONE PENN PLAZA, 4TH FLOOR
NEW YORK, NY 10119
TEL: 212 687 9888

MEDICAL ENGINEER:
MGE ENGINEERING D.P.C.
116 WEST 32ND STREET, 12TH FLOOR
NEW YORK, NY 10001
TEL: 212 643 9055

GEOTECH CIVIL ENGINEER:
LANGAN ENGINEERING
300 KIMBALL DRIVE, 4TH FLOOR
PARSIPPANY, NJ, 07054
TEL: 973 560 4900

VERTICAL TRANSPORT CONSULTANT:
VAN DEUSEN & ASSOCIATES
120 EAGLE ROCK AVENUE, SUITE 310
EAST HANOVER, NJ, 07836
TEL: 973 994 9220

ENCLOSURE CONSULTANT:
VIDARIS, INC.
360 PARK AVENUE SOUTH, 15TH FLOOR
NEW YORK, NY, 10010
TEL: 212 689 5389

FACADE MAINTENANCE CONSULTANT:
ENTEK ENGINEERING LLC
166 AMES STREET
HACKENSACK, NJ, 07601
TEL: 201 820 2801


ACOUSTICAL CONSULTANT:
CERAMI & ASSOCIATES
404 FIFTH AVENUE
NEW YORK, NY, 10018
TEL: 212 616 4179

LIGHTING CONSULTANT:
ONE LUX STUDIO
158 WEST 29TH STREET, 10TH FLOOR
NEW YORK, NY, 10001
TEL: 212 201 5790

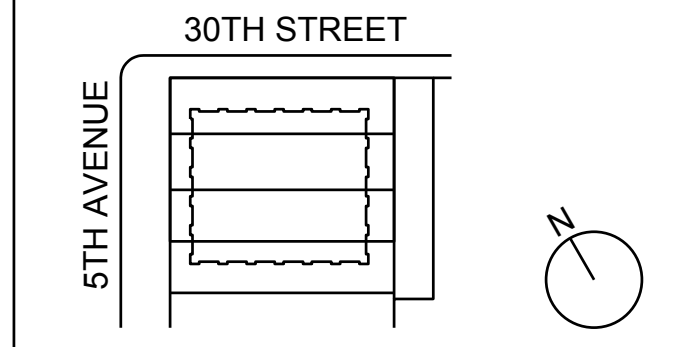
SPECIFICATIONS CONSULTANT:
ROBERT SCHWARTZ & ASSOCIATES
589 EIGHTH AVENUE, 17TH FLOOR
NEW YORK, NY, 10018
TEL: 212 691 3248

ENERGY MODELING CONSULTANT:
STEVEN WINTER ASSOCIATES, INC.
307 SEVENTH AVENUE, SUITE 1701
NEW YORK, NY, 10001
TEL: 212 564 5800

INTERIOR DESIGN CONSULTANT:
BEERS INTERIORS
156 5TH AVENUE, PENTHOUSE 2
NEW YORK, NY, 10010
TEL: 212 352 2020

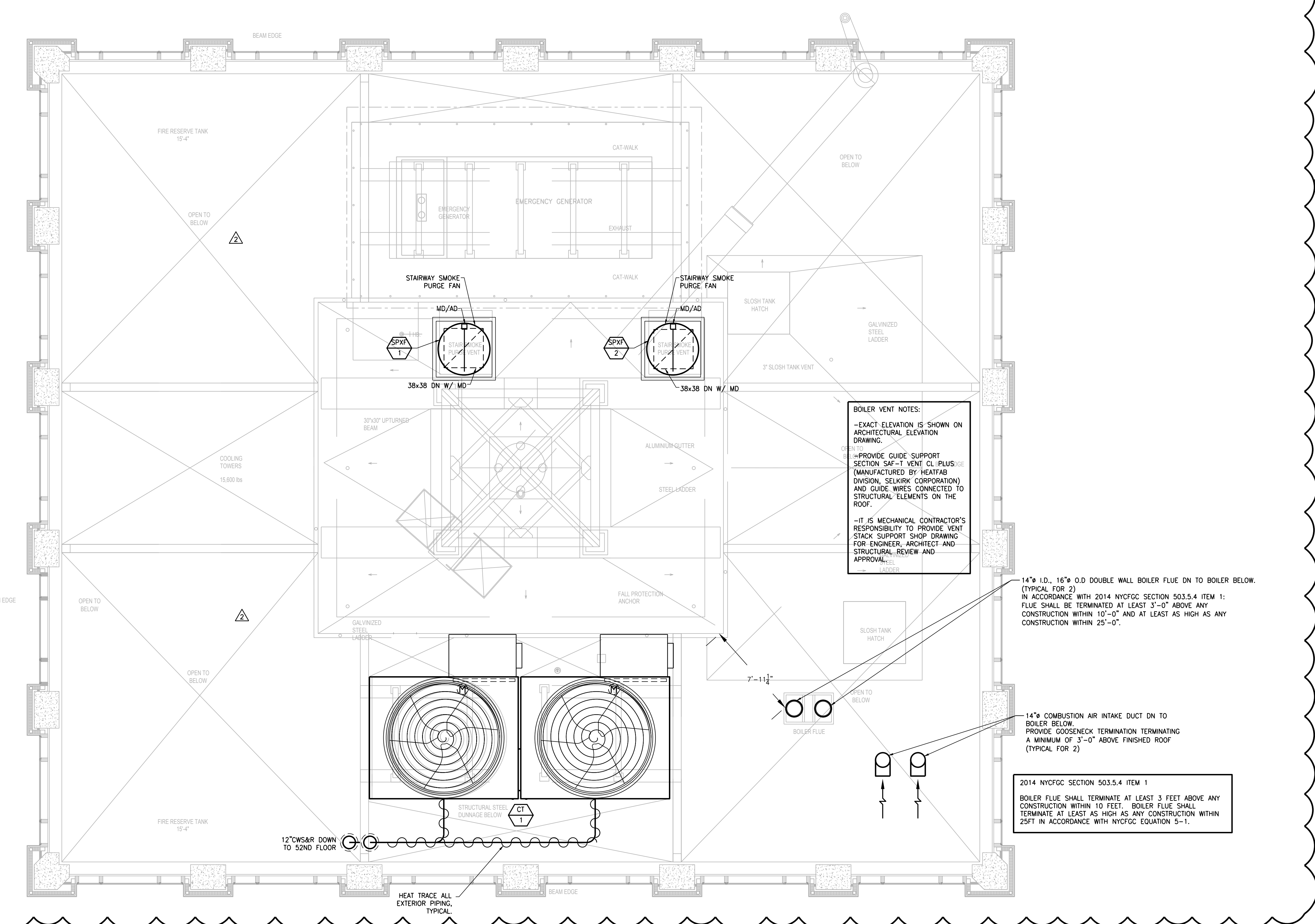


SEAL	DATE	DESCRIPTION
	02/24/17	DOB PAA
	12/12/16	CONST. DOC.
	10/31/16	95% CD SET
	09/16/16	MEP BID ADDENDUM 2
	08/01/16	85% CD
	06/15/16	ISSUED FOR BID
	04/08/16	PROGRESS DD
	04/08/16	DOB SUBMITTAL
	01/18/16	FOUNDATION BID
	12/18/15	SCHEMATIC DESIGN
	04/15/15	DOB SUBMITTAL
ISSUE NO.	ISSUE DATE	DESCRIPTION



KEY PLAN AND NORTH SIGN
IF THIS DRAWING IS NOT 42" X 30" IT IS
A REDUCED PRINT.
REFER TO GRAPHIC SCALE

PROJECT NUMBER: 6982.00
SCALE 1/4" = 1'-0"



BOILER VENT NOTES:

- EXACT ELEVATION IS SHOWN ON ARCHITECTURAL ELEVATION DRAWING.
- PROVIDE GUIDE SUPPORT SECTION SAF-T VENT CL PLUS (MANUFACTURED BY HEATFAB DIVISION, SELKIRK CORPORATION) AND GUIDE WIRES CONNECTED TO STRUCTURAL ELEMENTS ON THE ROOF.
- IT IS MECHANICAL CONTRACTOR'S RESPONSIBILITY TO PROVIDE VENT STACK SUPPORT SHOP DRAWING FOR ENGINEER, ARCHITECT AND STRUCTURAL REVIEW AND APPROVAL.

14" I.D., 16" O.D. DOUBLE WALL BOILER FLUE DN TO BOILER BELOW. (TYPICAL FOR 2)
IN ACCORDANCE WITH 2014 NYCFCG SECTION 503.5.4 ITEM 1: FLUE SHALL BE TERMINATED AT LEAST 3'-0" ABOVE ANY CONSTRUCTION WITHIN 10'-0" AND AT LEAST AS HIGH AS ANY CONSTRUCTION WITHIN 25'-0".

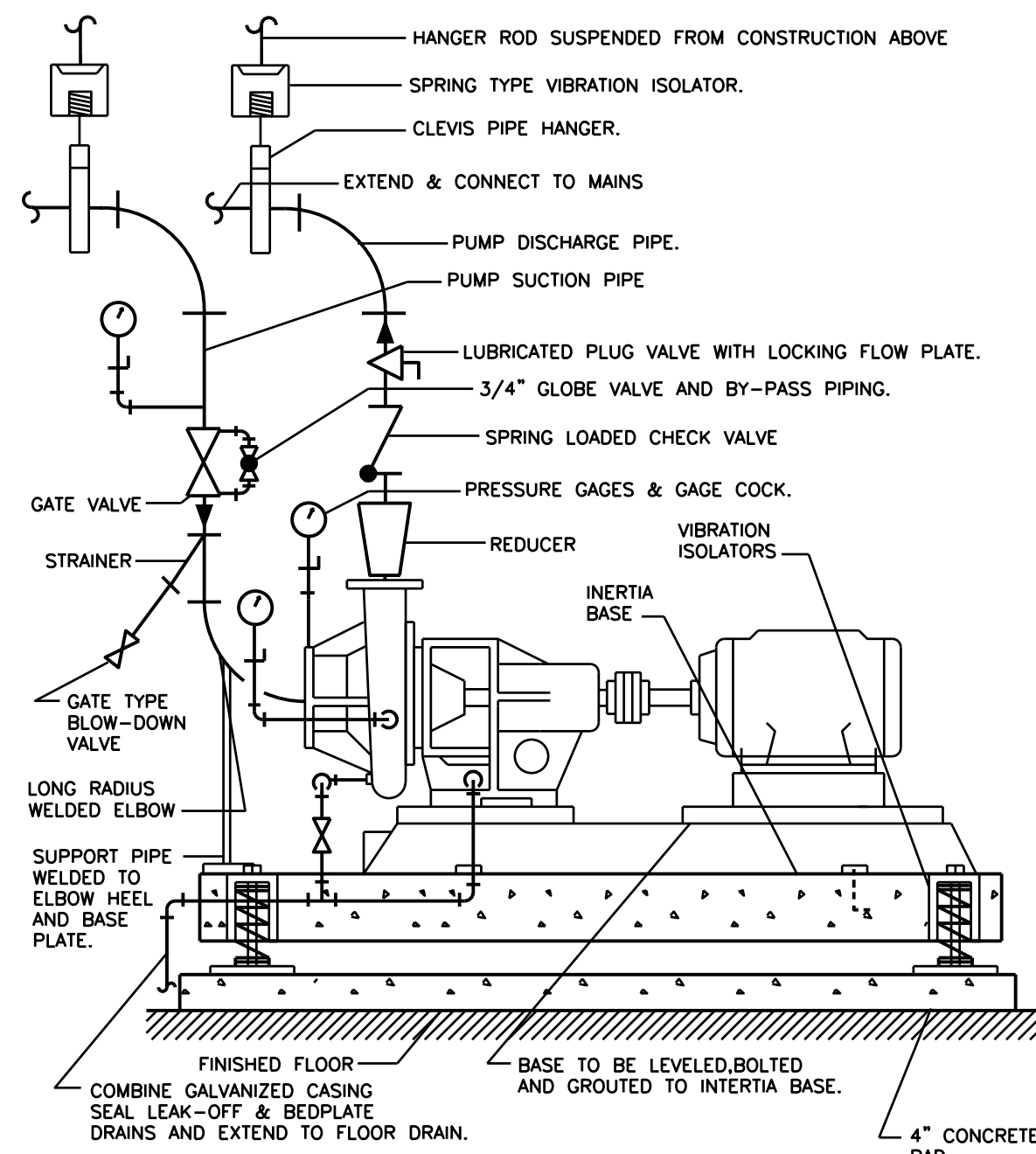
14" COMBUSTION AIR INTAKE DUCT DN TO BOILER BELOW. PROVIDE GOOSENECK TERMINATION TERMINATING A MINIMUM OF 3'-0" ABOVE FINISHED ROOF (TYPICAL FOR 2)

2014 NYCFCG SECTION 503.5.4 ITEM 1
BOILER FLUE SHALL TERMINATE AT LEAST 3 FEET ABOVE ANY CONSTRUCTION WITHIN 10 FEET. BOILER FLUE SHALL TERMINATE AT LEAST AS HIGH AS ANY CONSTRUCTION WITHIN 25FT IN ACCORDANCE WITH NYCFCG EQUATION 5-1.

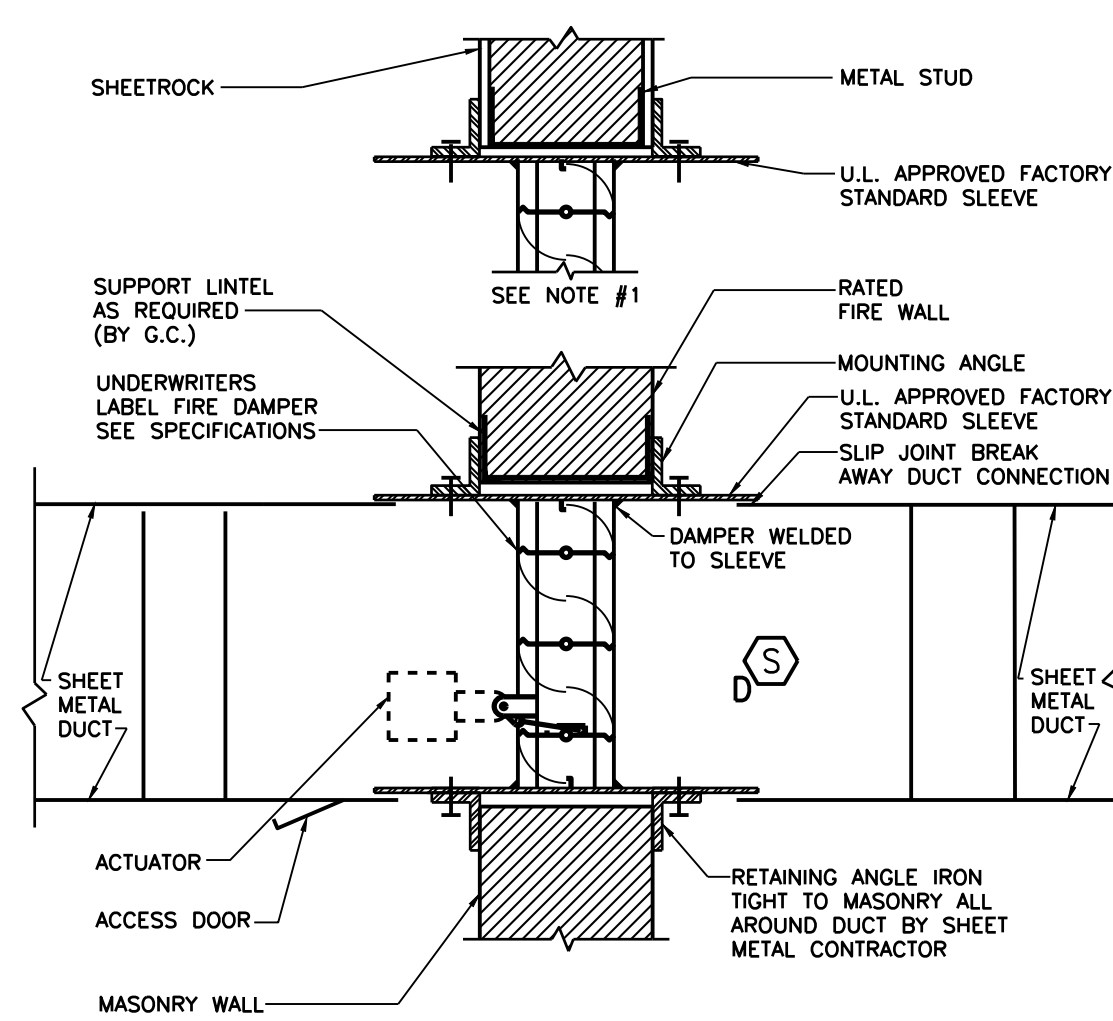
NEW YORK CITY BUILDING DEPARTMENT APPROVAL NOTE
THIS PLAN IS APPROVED ONLY FOR WORK INDICATED ON THE APPLICATION SPECIFICATION SHEET. ALL OTHER MATTERS SHOWN ARE NOT TO BE RELIED UPON, OR TO BE CONSIDERED AS EITHER BEING APPROVED OR IN ACCORDANCE WITH APPLICABLE CODES.

NEW YORK CITY ENERGY CONSERVATION CODE
TO THE BEST OF MY KNOWLEDGE, BELIEF AND PROFESSIONAL JUDGMENT, THESE PLANS AND SPECIFICATIONS ARE IN COMPLIANCE WITH THE NEW YORK CITY ENERGY CONSERVATION CODE.

SHEET TITLE :
M-127.01
SHEET NUMBER : 28 OF 42

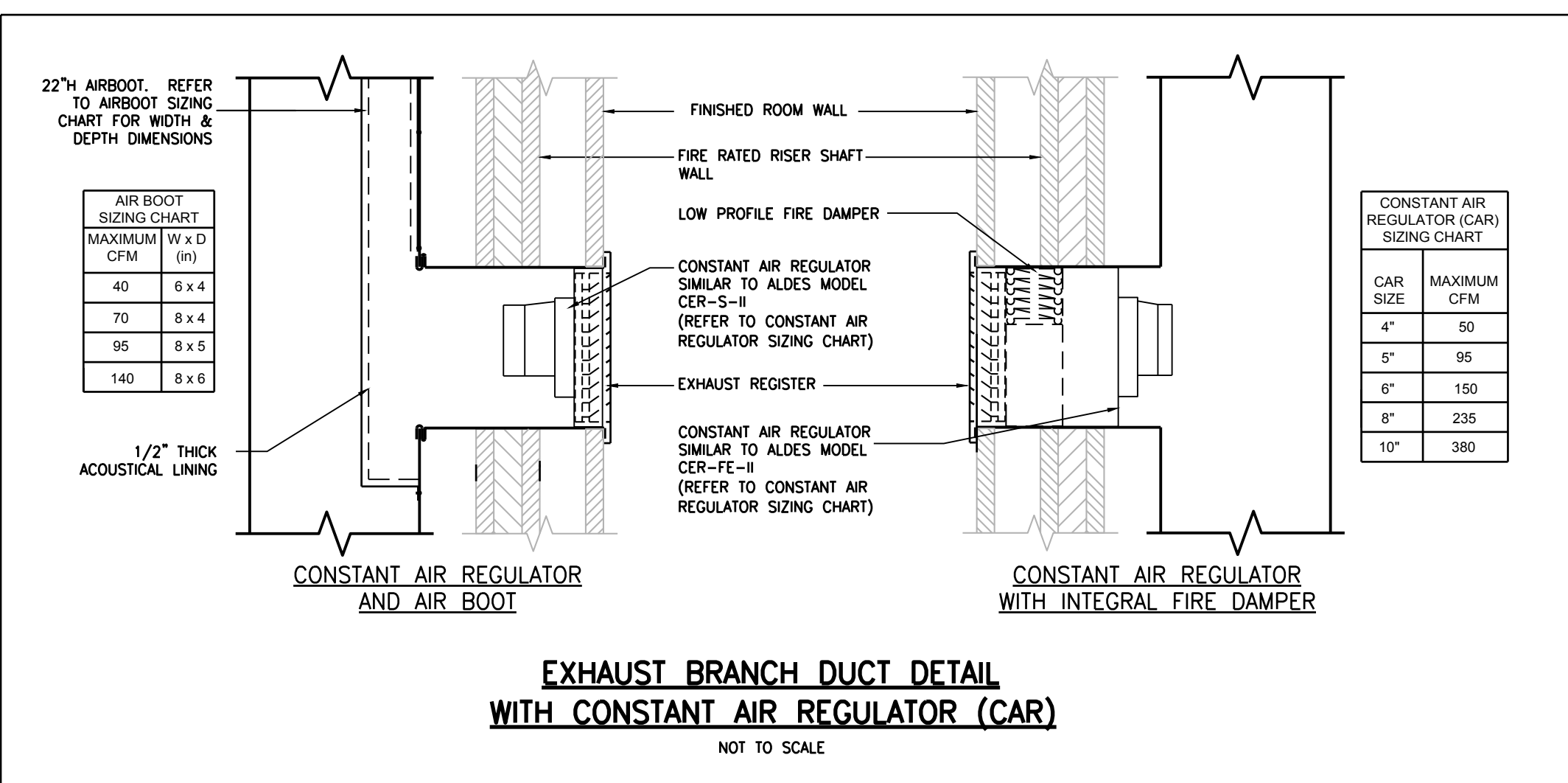


VERTICAL SPLIT CASE END-SUCTION WATER PUMP INSTALLATIONS

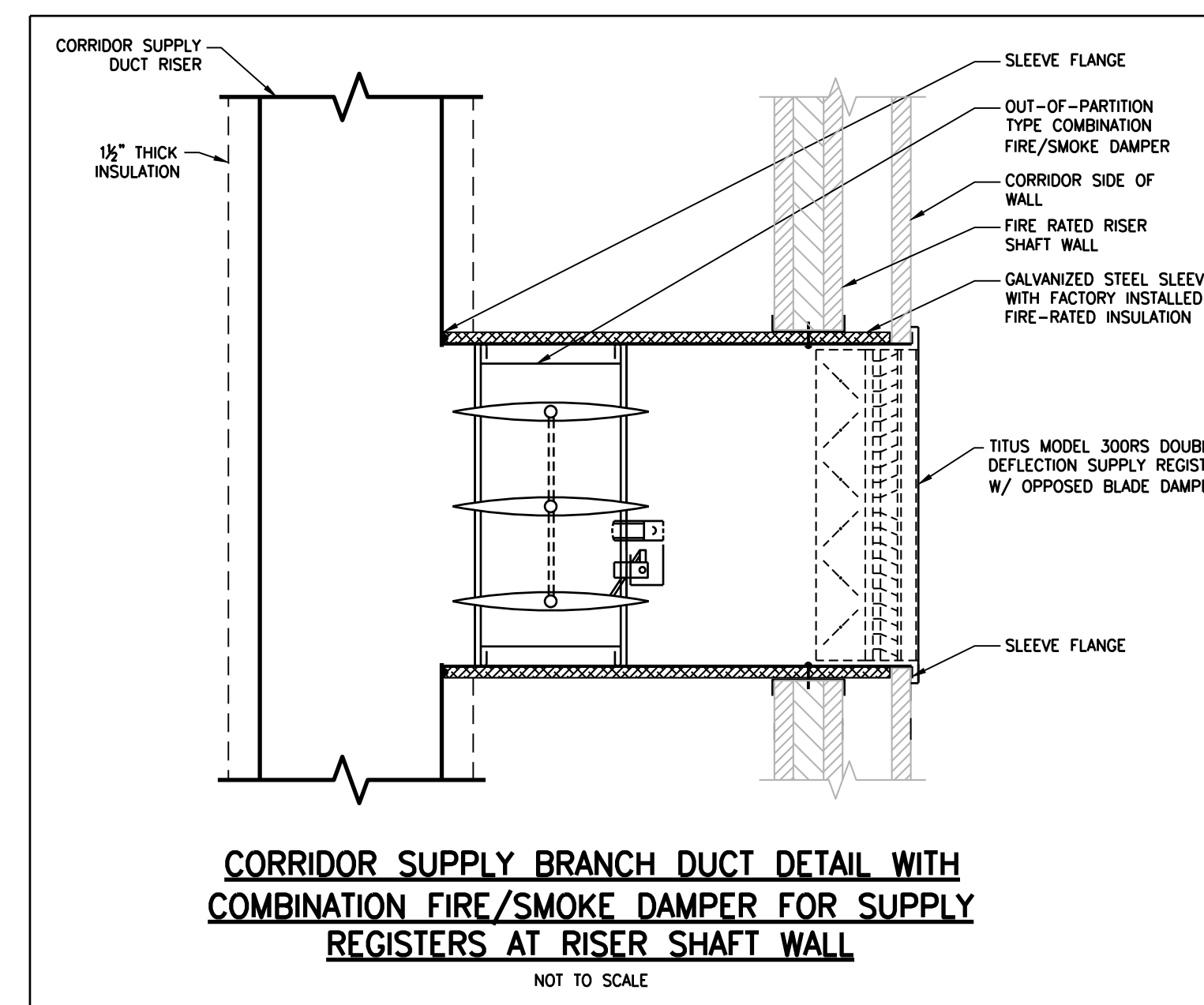


- NOTES:
 1. 1/4" RATED SHEETROCK WALLS, METAL STUD FRAME PROVIDED BY GENERAL CONTRACTOR.
 2. INSTALLATION MUST COMPLY WITH DAMPER MFR'S U.L. LABEL INSTALLATION REQUIREMENTS.
 3. FIRE/SMOKE DAMPERS SHALL BE PROVIDED WITH DUCTHORN MOUNTED SMOKE DETECTOR LOCATED WITHIN FIVE FEET OF THE DAMPER WHERE INDICATED ON PLANS. SYSTEM SHALL COMPLY WITH THE REQUIREMENTS OF SECTION 716 OF THE 2008 NYC BUILDING CODE.
 4. SMOKE DETECTOR IS REQUIRED AT 1ST FSD ONLY FOR SUPPLY AIR SYSTEMS.

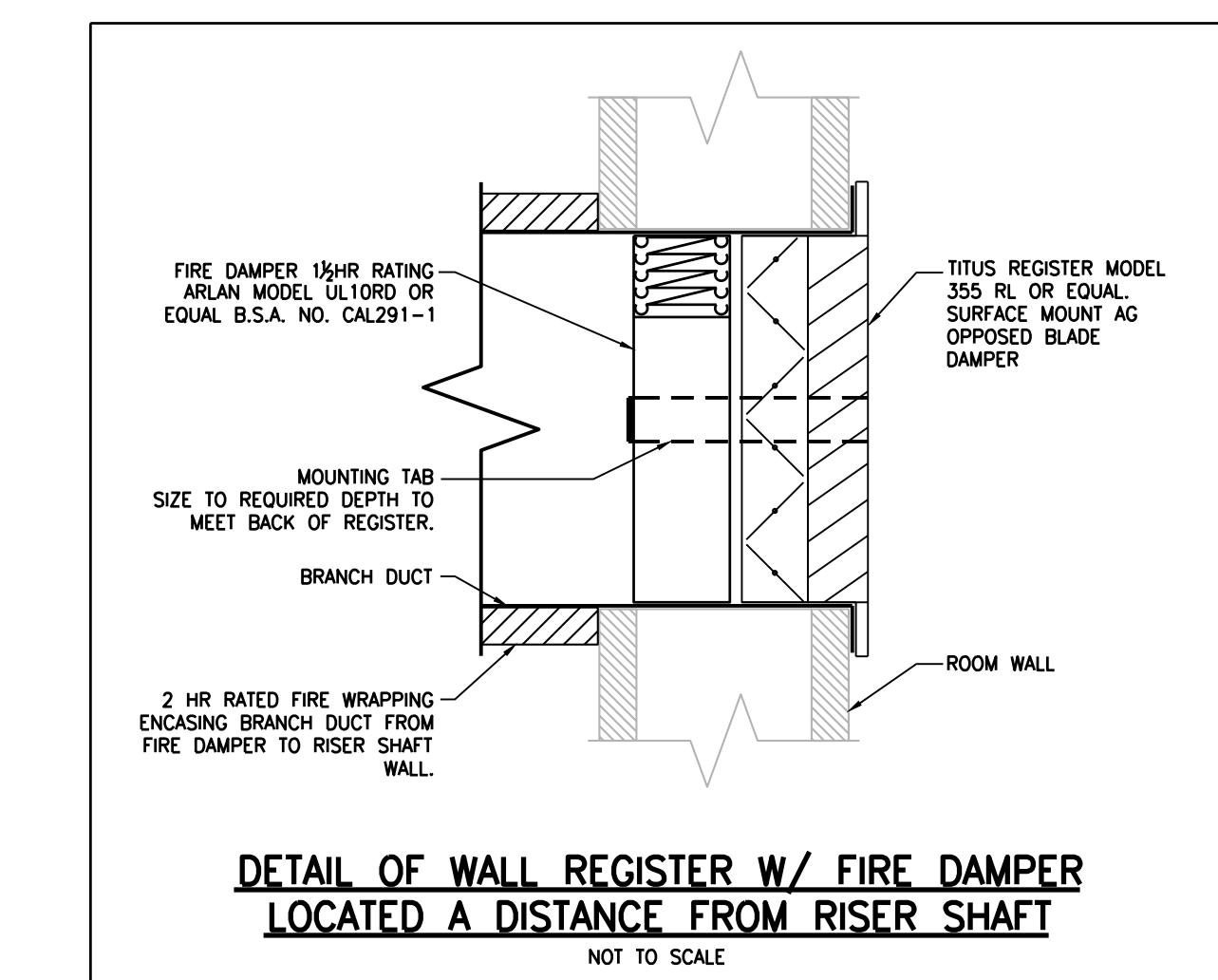
COMBINATION FIRE/SMOKE DAMPER DETAIL



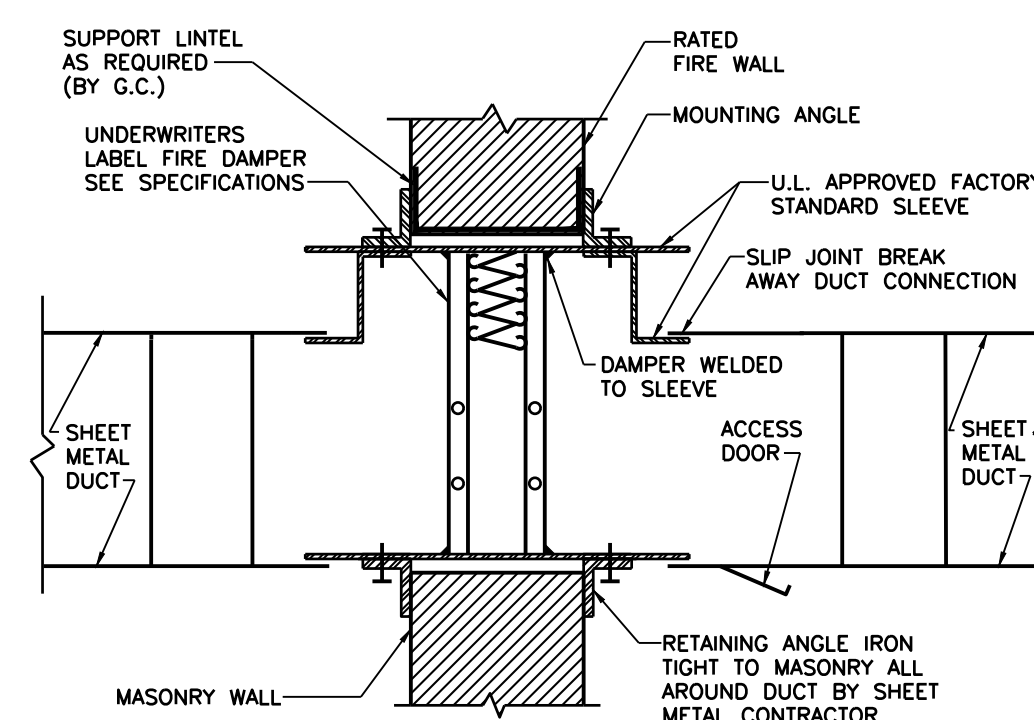
EXHAUST BRANCH DUCT DETAIL WITH CONSTANT AIR REGULATOR (CAR)



CORRIDOR SUPPLY BRANCH DUCT DETAIL WITH COMBINATION FIRE/SMOKE DAMPER FOR SUPPLY REGISTERS AT RISER SHAFT WALL

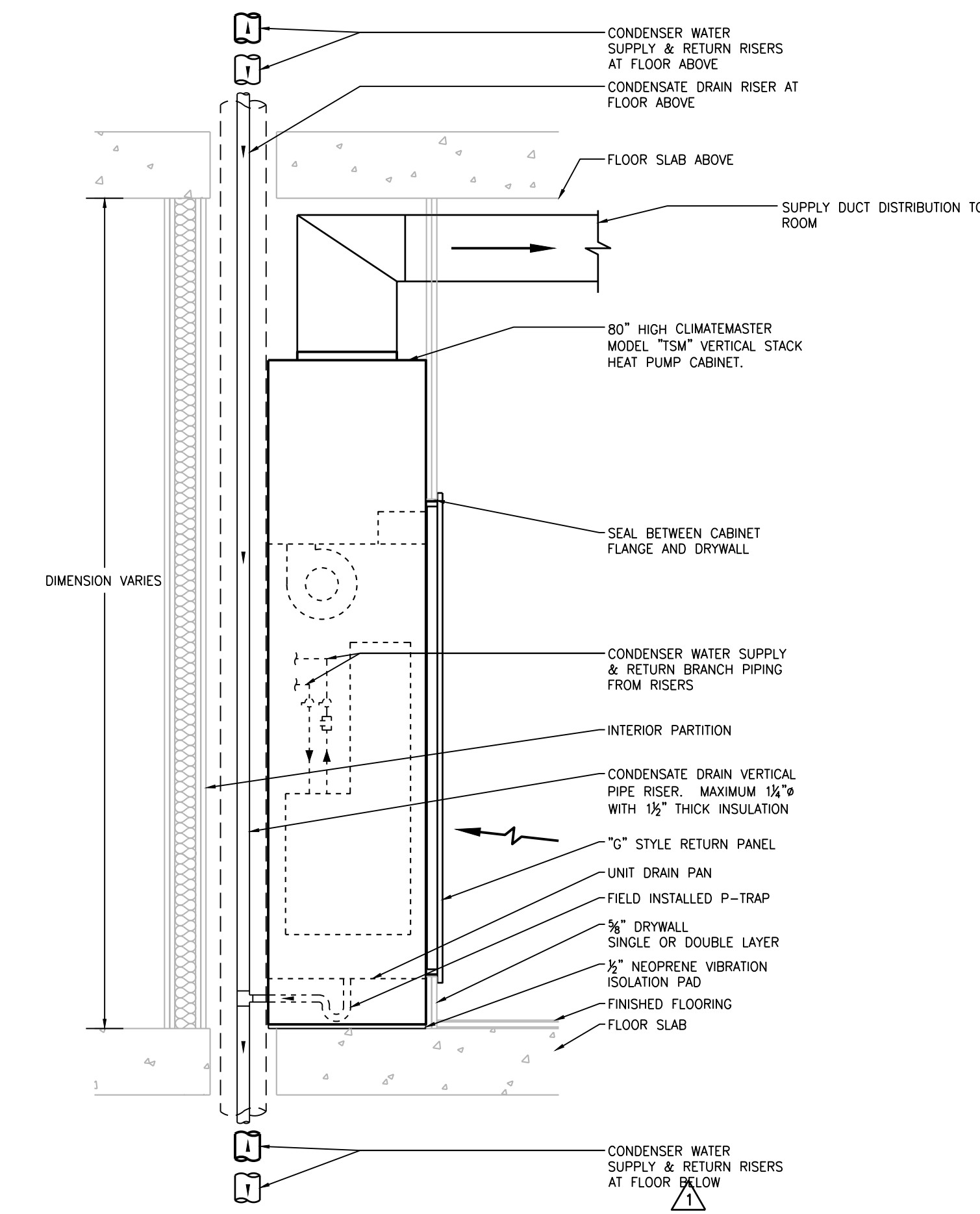


DETAIL OF WALL REGISTER W/ FIRE DAMPER LOCATED A DISTANCE FROM RISER SHAFT

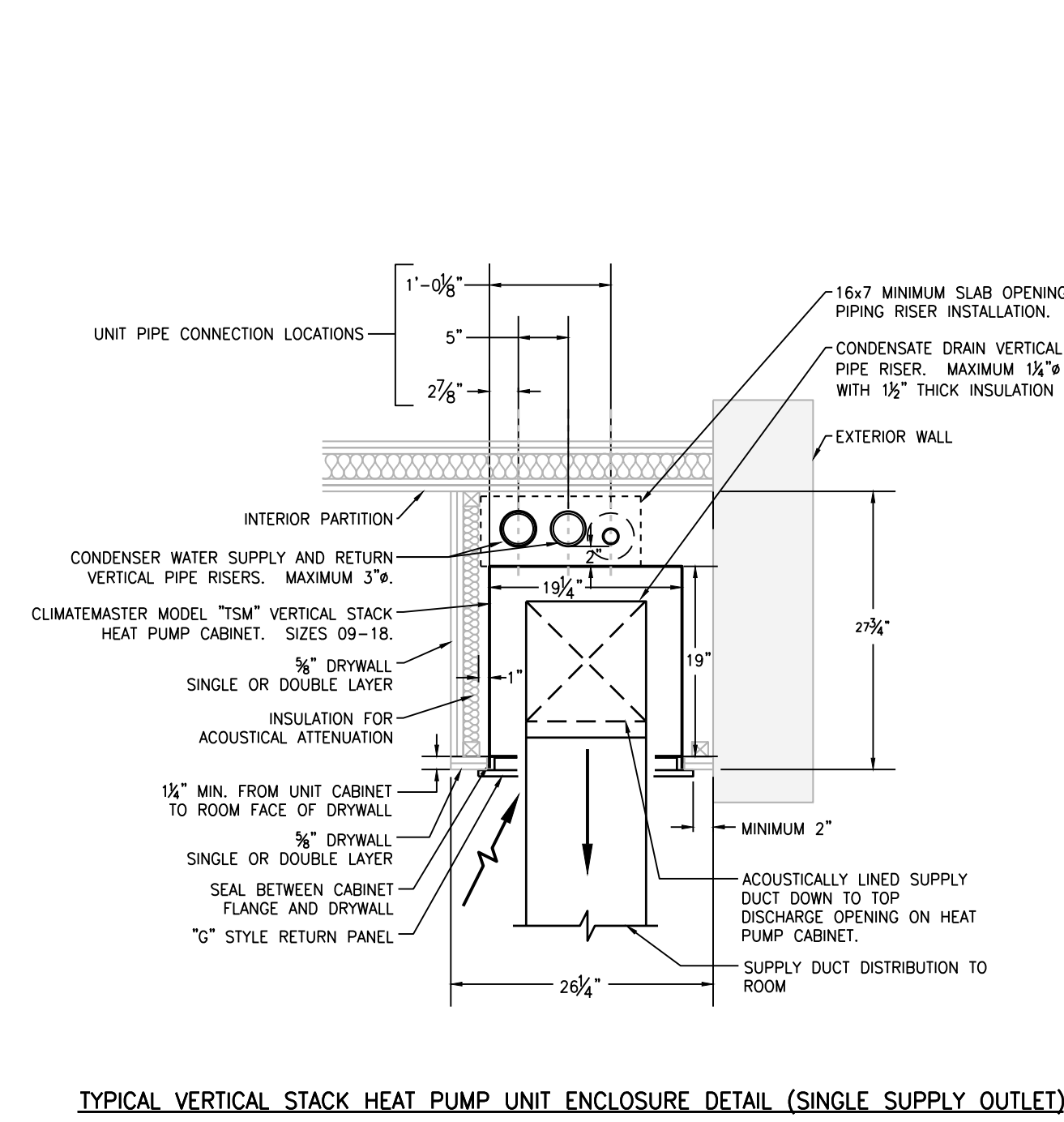


- NOTES:
 1. FIRE DAMPER IS PERMITTED IN AIR STREAM ONLY WHEN DAMPER, DUCT AND AIR OUTLET IS OVERSIZED TO COMPENSATE FOR THE SHUTTER IN THE AIR STREAM.
 2. INSTALLATION MUST COMPLY WITH DAMPER MFR'S U.L. LABEL INSTALLATION REQUIREMENTS.

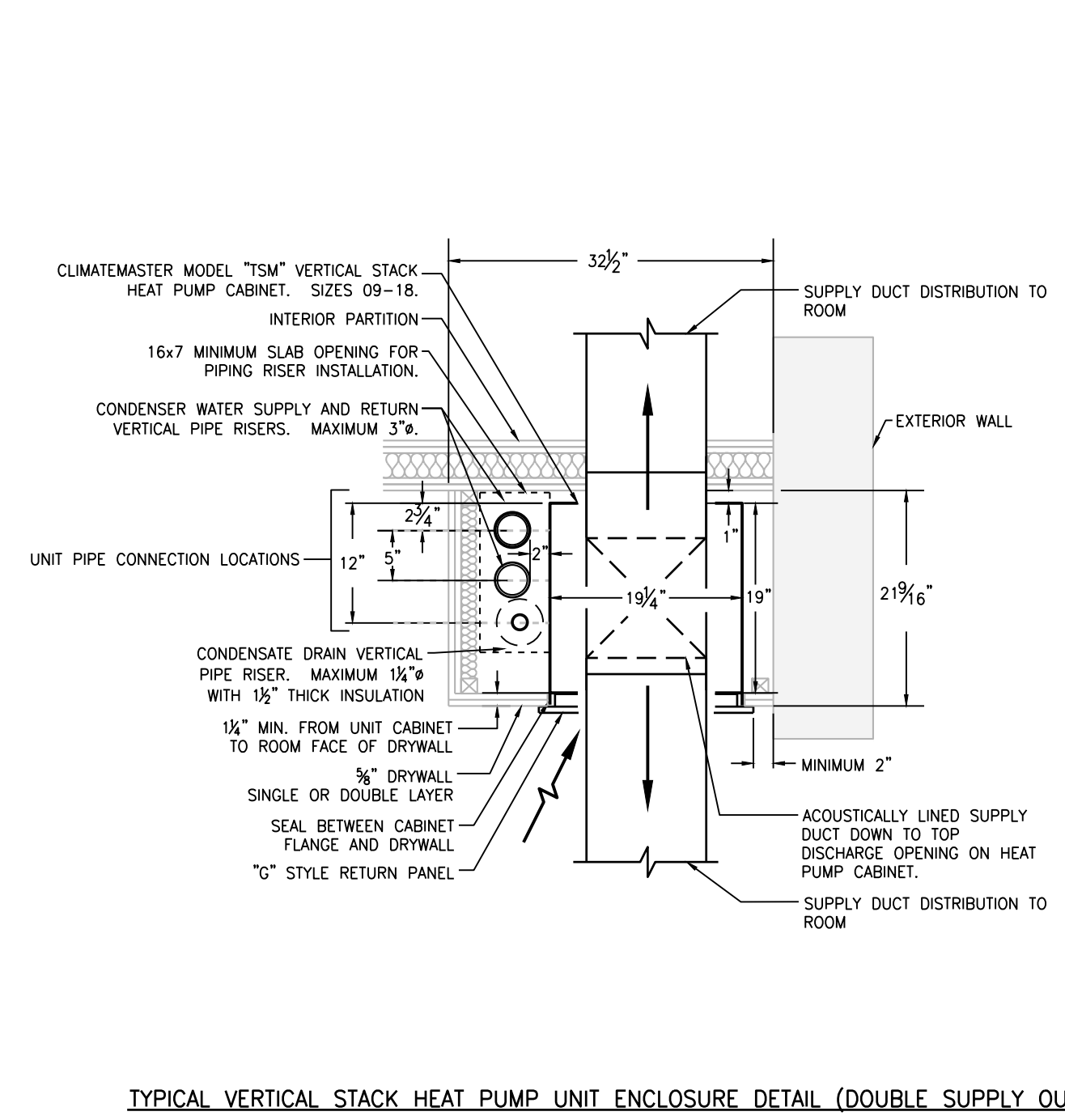
DETAIL OF OUT OF AIR STREAM FIRE DAMPER



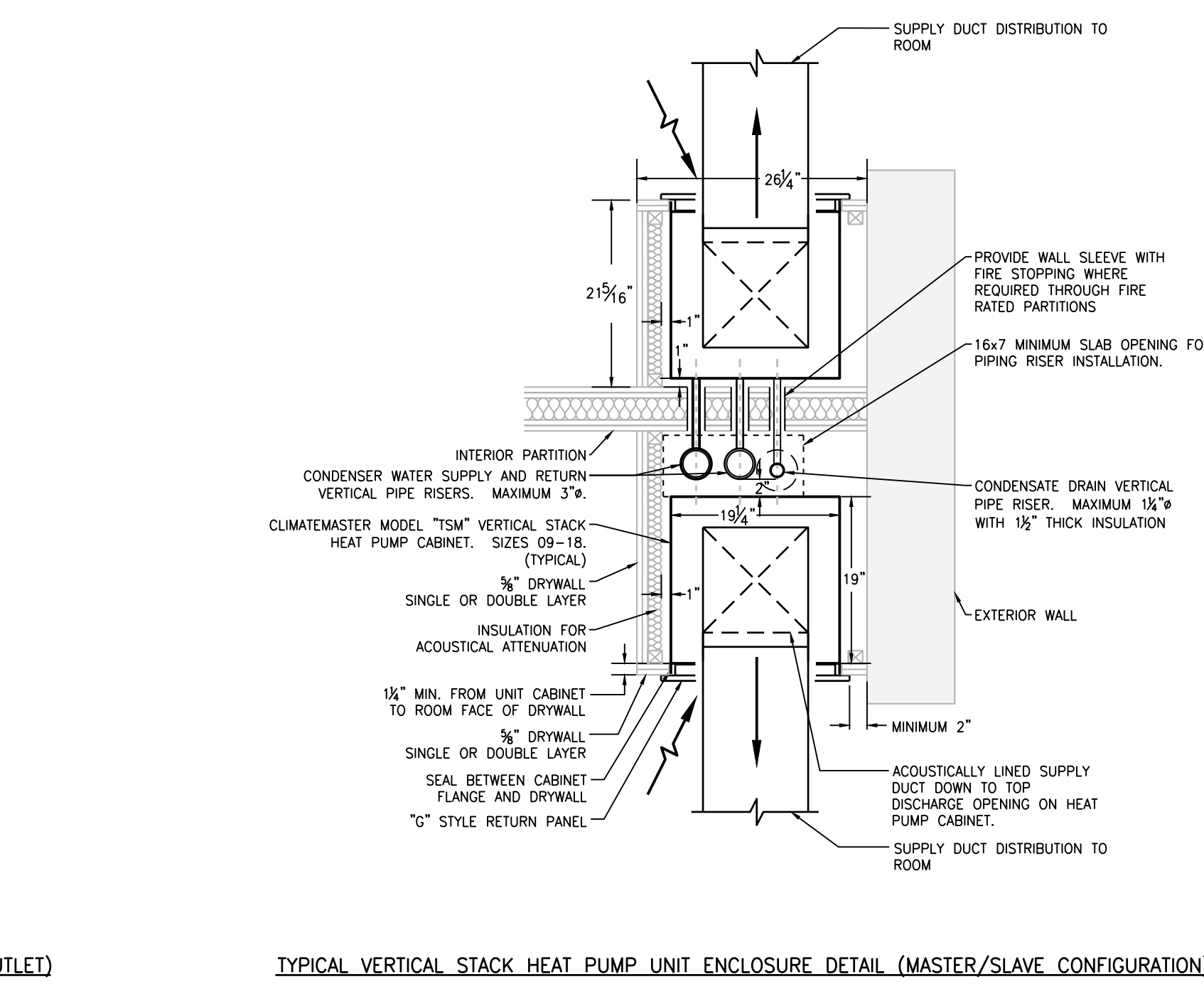
TYPICAL VERTICAL STACK HEAT PUMP UNIT PIPING DETAIL



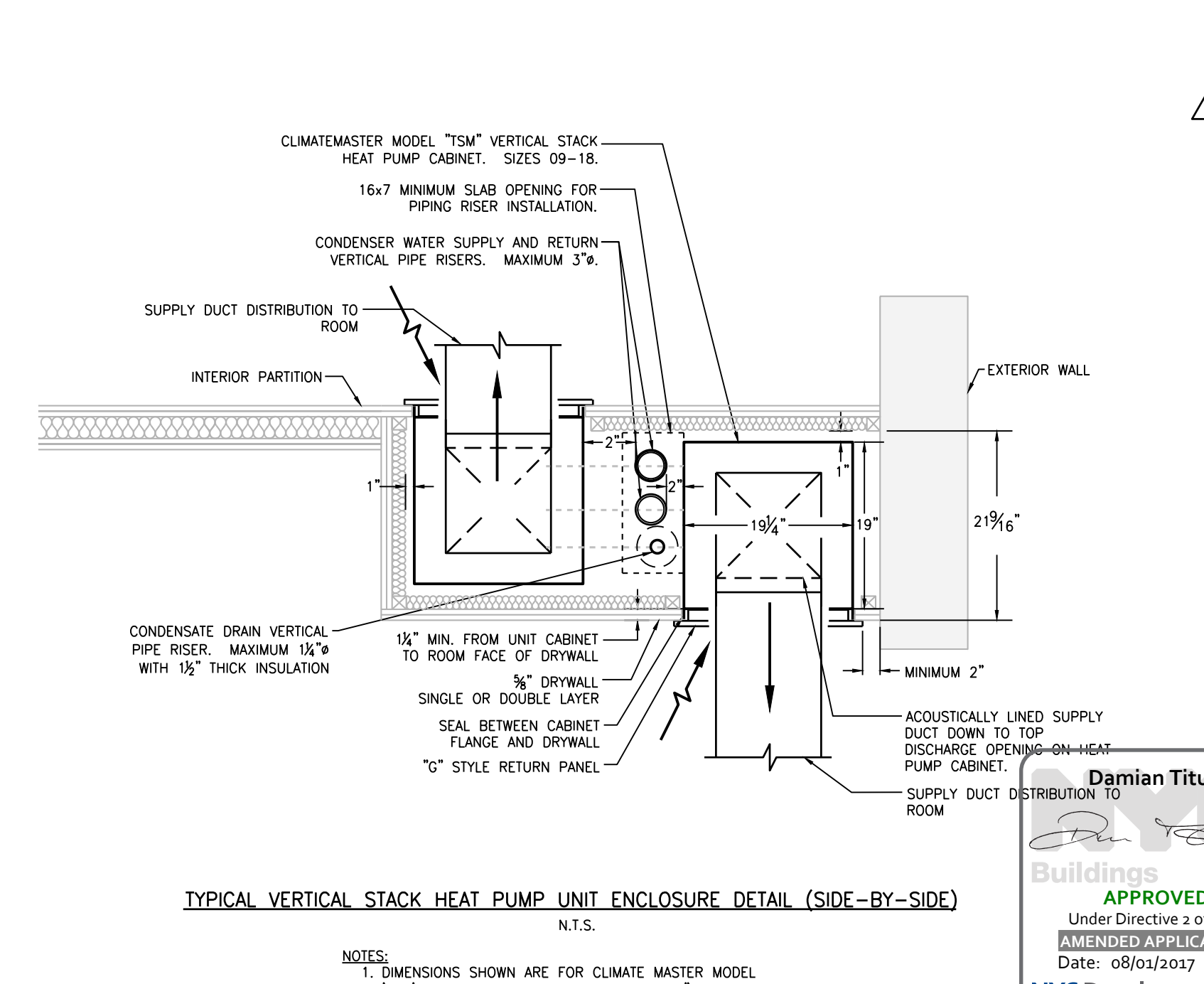
TYPICAL VERTICAL STACK HEAT PUMP UNIT ENCLOSURE DETAIL (SINGLE SUPPLY OUTLET)



TYPICAL VERTICAL STACK HEAT PUMP UNIT ENCLOSURE DETAIL (DOUBLE SUPPLY OUTLET)



TYPICAL VERTICAL STACK HEAT PUMP UNIT ENCLOSURE DETAIL (MASTER/SLAVE CONFIGURATION)



TYPICAL VERTICAL STACK HEAT PUMP UNIT ENCLOSURE DETAIL (SIDE-BY-SIDE)

281 Fifth Avenue NEW YORK, NY

OWNER: VICTOR NOMAD LLC

CONSTRUCTION MANAGER: END LEASE 200 PARK AVENUE, 9TH FLOOR NEW YORK, NY 10166 TEL: 212 592 6700

ARCHITECT: RAFAEL VINDOY ARCHITECTS PC 50 VANDAM STREET NEW YORK, NY 10013 TEL: 212 924 5060 FAX: 212 924 5858

STRUCTURAL ENGINEER: WSP PARSONS BRINCKERHOFF ONE PENN PLAZA, 4TH FLOOR NEW YORK, NY 10119 TEL: 212 687 9888

MEP/FIT ENGINEER: MGE ENGINEERING D.P.C. 116 WEST 32ND STREET, 12TH FLOOR NEW YORK, NY 10001 TEL: 212 643 9055

GEOTECH CIVIL ENGINEER: LANGAN ENGINEERING 300 KIMBALL DRIVE, 4TH FLOOR PARSIPPANY, NJ, 07054 TEL: 973 580 4900

VERTICAL TRANSPORT CONSULTANT: VAN DEUSEN & ASSOCIATES 120 SAGLE ROCK AVENUE, SUITE 310 EAST HANOVER, NJ, 07836 TEL: 973 994 9220

ENCLOSURE CONSULTANT: VIDARIS, INC. 360 PARK AVENUE SOUTH, 15TH FLOOR NEW YORK, NY, 10010 TEL: 212 689 5389

FACADE MAINTENANCE CONSULTANT: ENTEK ENGINEERING LLC 166 AMES STREET HACKENSACK, NJ, 07601 TEL: 201 820 2801

ACOUSTICAL CONSULTANT: CERAMI & ASSOCIATES 404 FIFTH AVENUE NEW YORK, NY, 10018 TEL: 212 616 4179

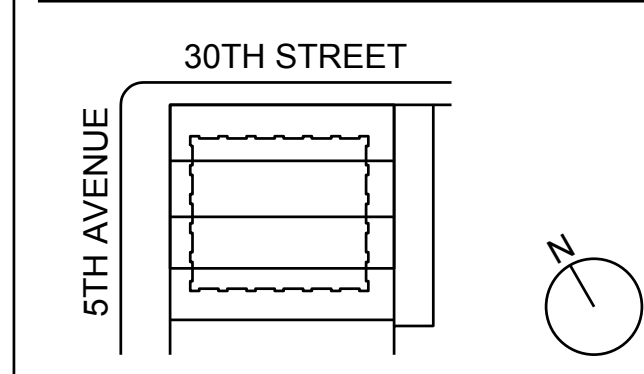
LIGHTING CONSULTANT: ONE LUX STUDIO 158 WEST 29TH STREET, 10TH FLOOR NEW YORK, NY, 10001 TEL: 212 201 5790

SPECIFICATIONS CONSULTANT: ROBERT SCHWARTZ & ASSOCIATES 589 EIGHTH AVENUE, 17TH FLOOR NEW YORK, NY, 10018 TEL: 212 691 3248

ENERGY MODELING CONSULTANT: STEVEN WINTER ASSOCIATES, INC. 307 SEVENTH AVENUE, SUITE 1701 NEW YORK, NY, 10001 TEL: 212 564 5800

INTERIOR DESIGN CONSULTANT: BEERS INTERIORS 156 5TH AVENUE, PENTHOUSE 2 NEW YORK, NY, 10010 TEL: 212 352 2020

DATE	DESCRIPTION
02/24/17	DOB PAA
12/12/16	CONST. DOC.
10/31/16	95% CD SET
09/16/16	MEP BID ADDENDUM 2
08/01/16	85% CD
06/15/16	ISSUED FOR BID
04/08/16	PROGRESS DD
04/08/16	DOB SUBMITTAL
01/18/16	FOUNDATION BID
12/18/15	SCHEMATIC DESIGN
04/15/15	DOB SUBMITTAL
ISSUE NO.	DATE



KEY PLAN AND NORTH SIGN IF THIS DRAWING IS NOT 42" X 30" IT IS A REDUCED PRINT. REFER TO GRAPHIC SCALE

PROJECT NUMBER: 6982.00 SCALE: NA

MECHANICAL DETAILS SHEET #2

SHEET TITLE: M-502.01

SHEET NUMBER: 30 OF 42

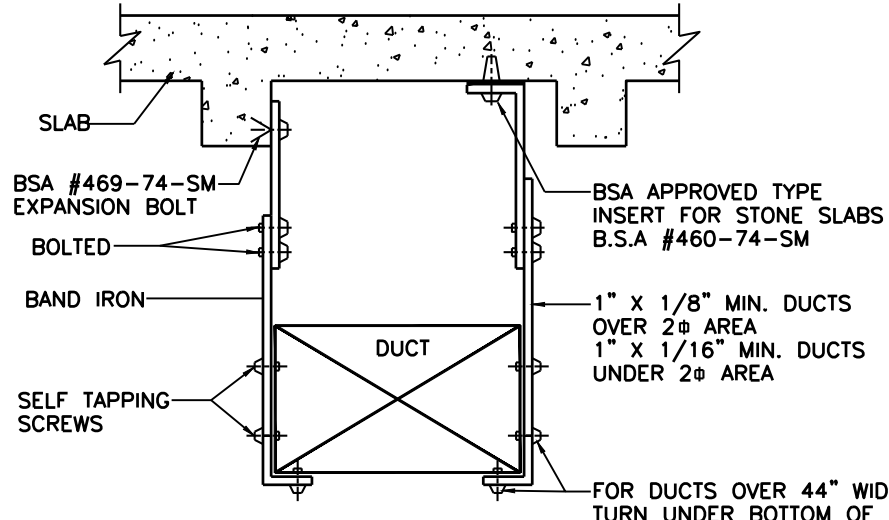
NEW YORK CITY BUILDING DEPARTMENT APPROVAL NOTE THIS PLAN IS APPROVED ONLY FOR WORK INDICATED ON THE APPLICATION SPECIFICATION SHEET. ALL OTHER MATTERS SHOWN ARE NOT TO BE RELIED UPON, OR TO BE CONSIDERED AS EITHER BEING APPROVED OR IN ACCORDANCE WITH APPLICABLE CODES.

NEW YORK CITY ENERGY CONSERVATION CODE TO THE BEST OF MY KNOWLEDGE, BELIEF AND PROFESSIONAL JUDGMENT, THESE PLANS AND SPECIFICATIONS ARE IN COMPLIANCE WITH THE NEW YORK CITY ENERGY CONSERVATION CODE.



MGE Engineering D.P.C. we engineer success 116 West 32nd Street, 12th Floor, New York, NY, 10001 P 212 643 9055 F 212 643 0503 www.mgedpc.net

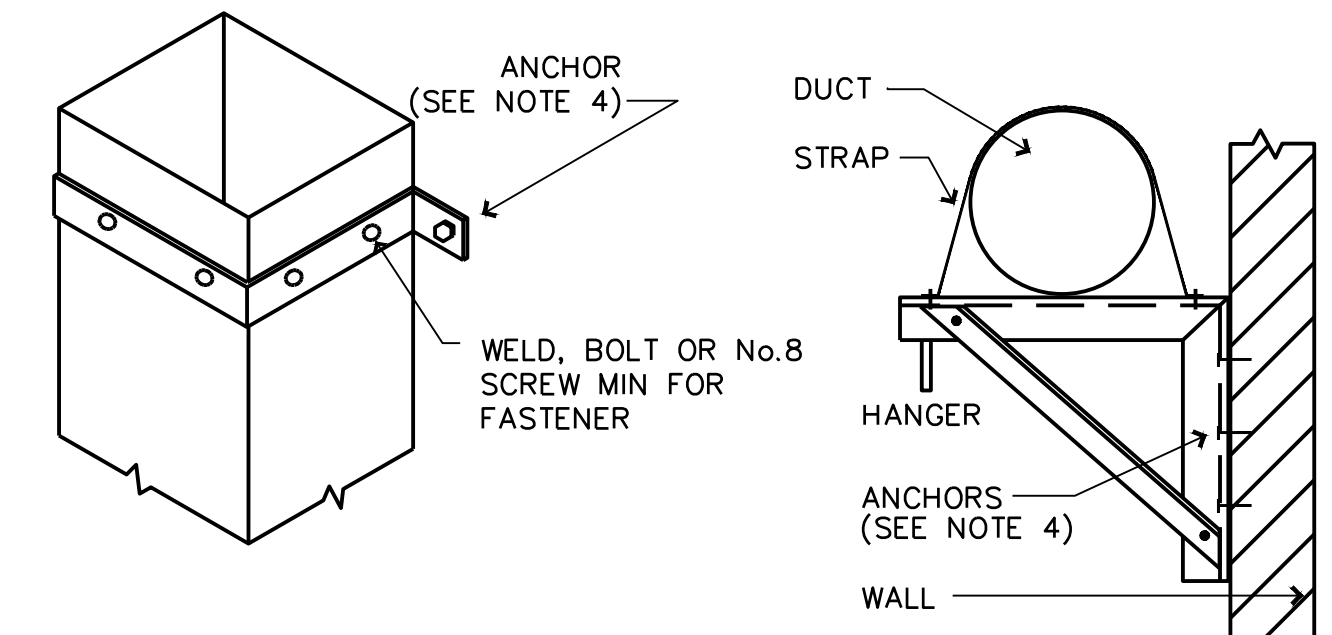
© 2013 RAFAEL VINOLY ARCHITECTS



DUCT SIZE	HANGER SIZE	MAXIMUM SPACING
UNDER 2 S.F.	1" x 1/8"	8'-0"
2 S.F. TO 4 S.F.	1" x 1/8"	8'-0"
4 S.F. TO 10 S.F.	1" x 1/8"	6'-0"
OVER 10 S.F.	1" x 1/8"	4'-0"

- NOTES:**
1. ALL ANCHORS AND INSERTS SHALL HAVE N.Y.C. BOARD OF STANDARDS AND APPEALS APPROVAL.
 2. DISTANCE BETWEEN DUCT HANGERS SHALL BE IN ACCORDANCE WITH RS-13-1 OF THE NYC BUILDING CODE.
 3. CONTRACTOR TO REPAIR REMOVED OR DAMAGED FIREPROOFING DURING CONSTRUCTION.

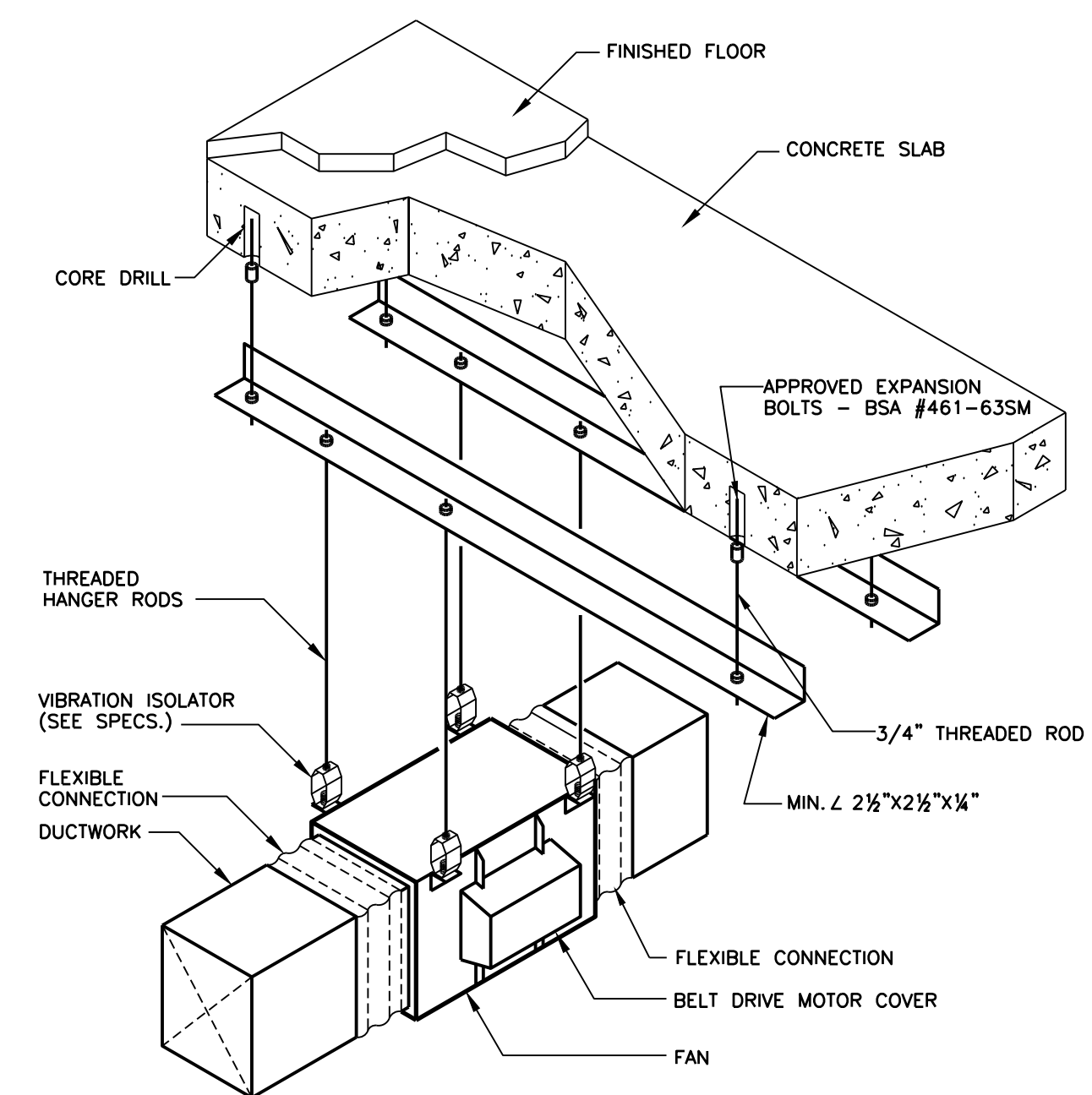
METHOD OF HANGING DUCTWORK
NOT TO SCALE



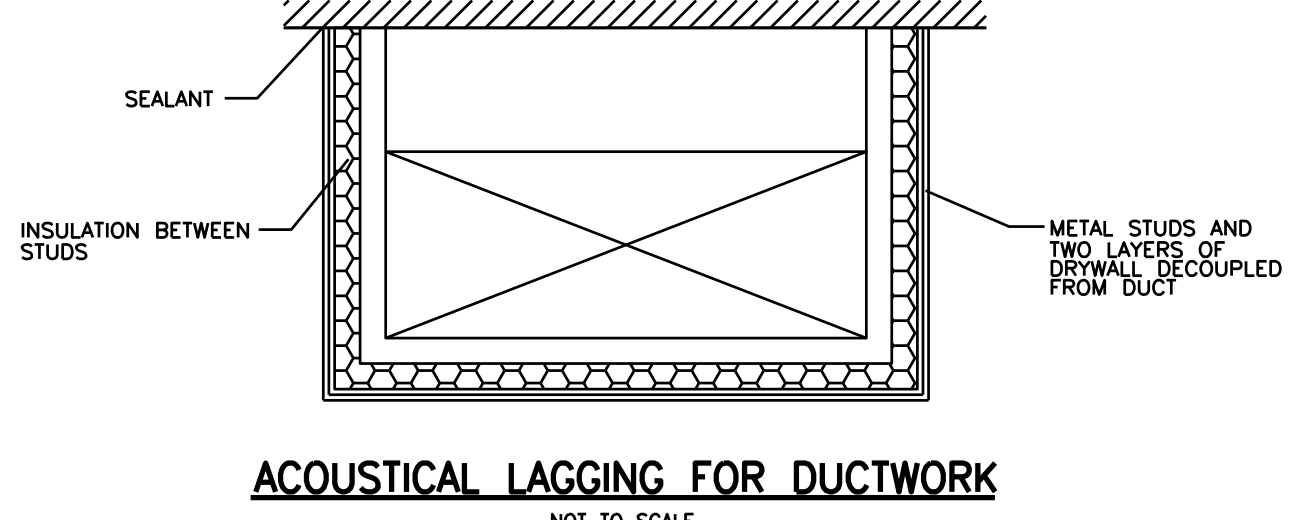
TYPICAL SIZING
DUCT SIZE ANGLE
36"x18" 1"x1/8"
48"x30" 1-1/4"x1-1/4"x1/8"

- NOTE:**
1. BRACKETS ARE SIZED FOR 12 FT OF DUCT MAX
 2. LOCATE DUCTS AGAINST WALL OR MAX OF 2" AWAY FROM WALL
 3. EACH WALL ANCHOR SHALL SATISFY THE FOLLOWING:
 - A. TENSILE LOAD = 3/8 X DUCT WEIGHT; SAFETY FACTOR OF 4
 - B. SHEAR LOAD = 1/2 X DUCT WEIGHT; SAFETY FACTOR OF 4
 4. SECURE WITH APPROVED ANCHORS TO MATCH WALL CONSTRUCTION

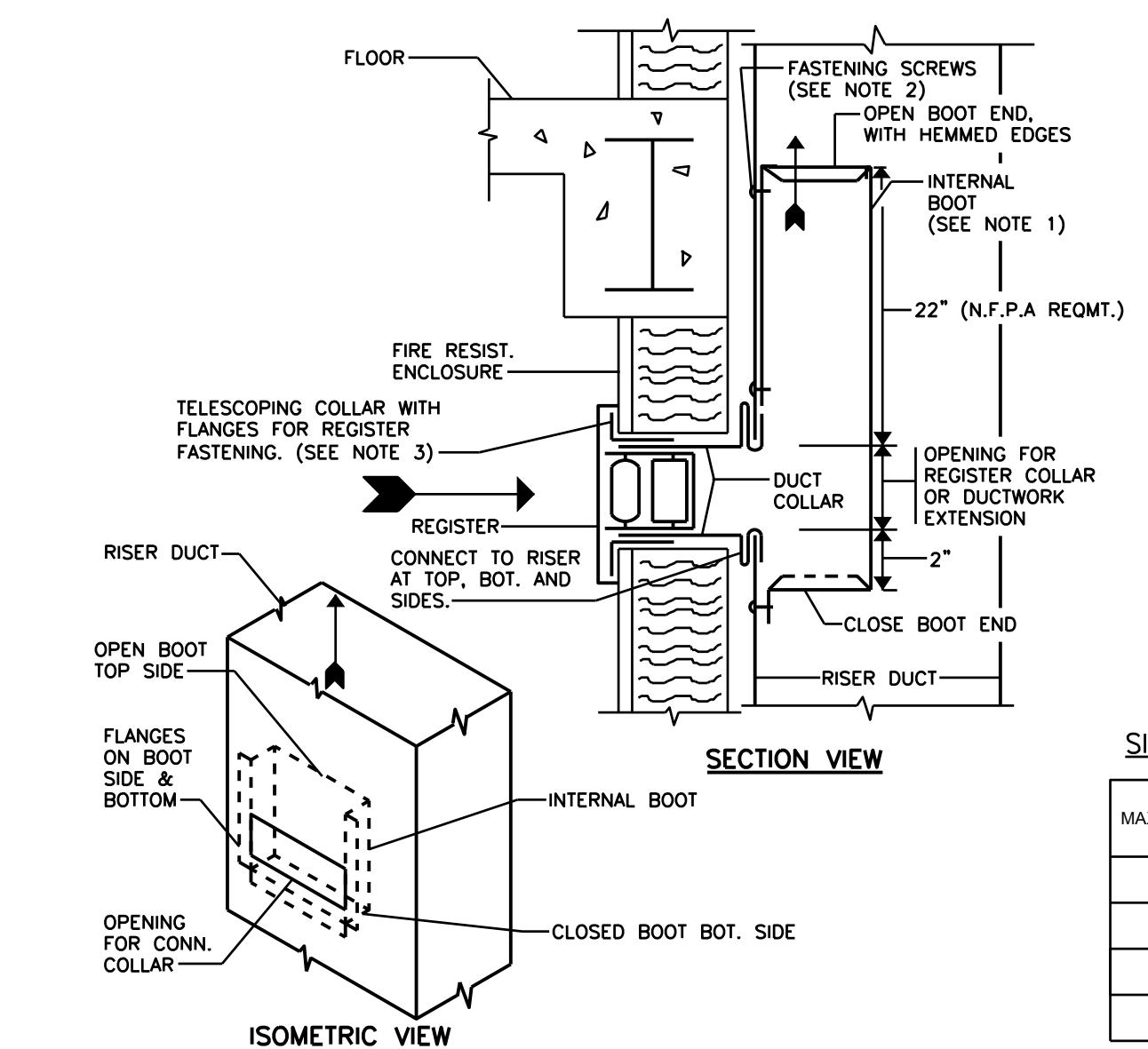
DUCT SUPPORTS FROM WALL
NOT TO SCALE



INLINE FAN HANGING SUPPORT DETAIL
NOT TO SCALE



ACOUSTICAL LAGGING FOR DUCTWORK
NOT TO SCALE

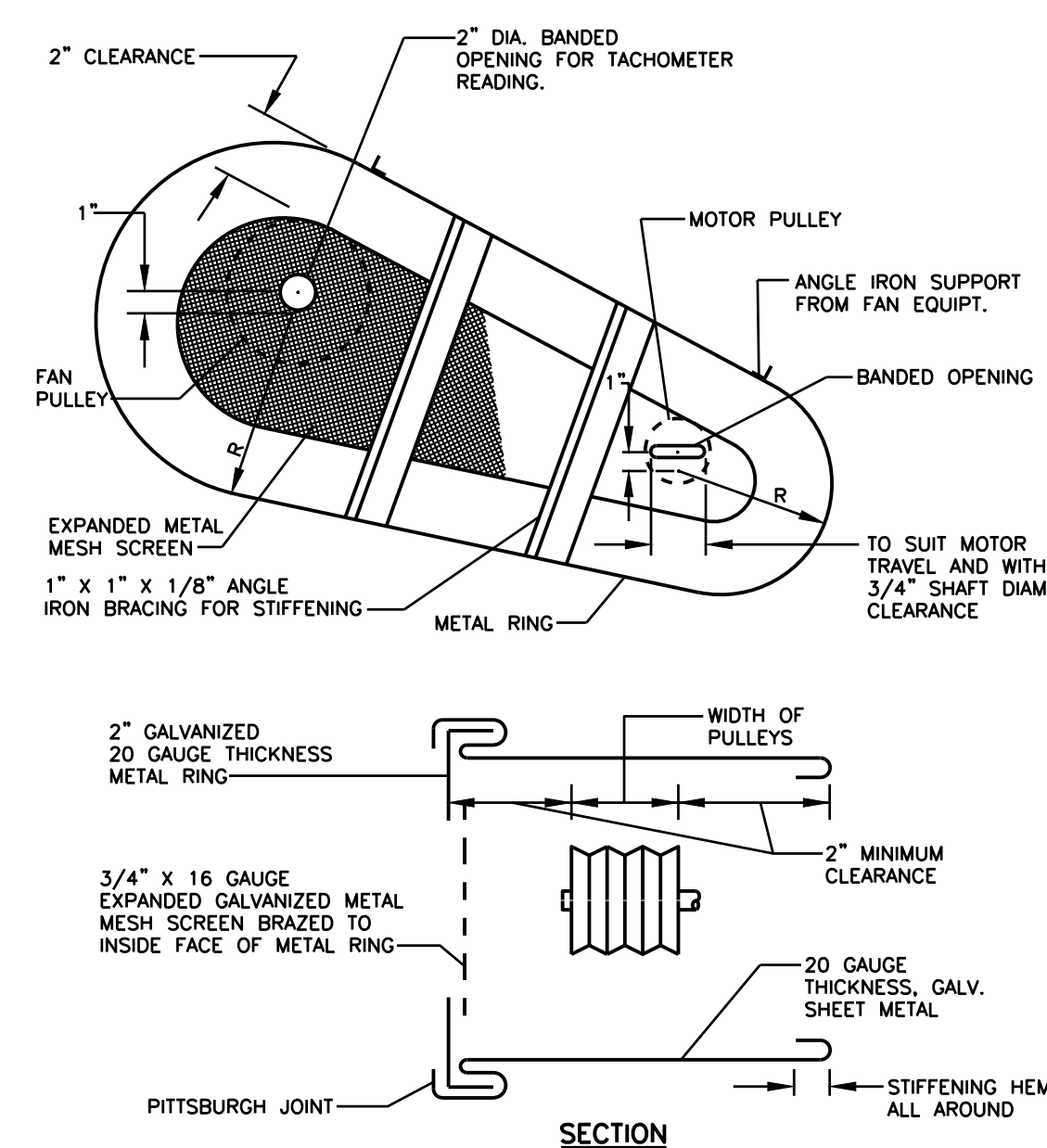


AIR BOOT SIZING CHART

MAX CFM	W x D (IN)
40	6 x 4
70	8 x 4
95	8 x 5
140	8 x 6

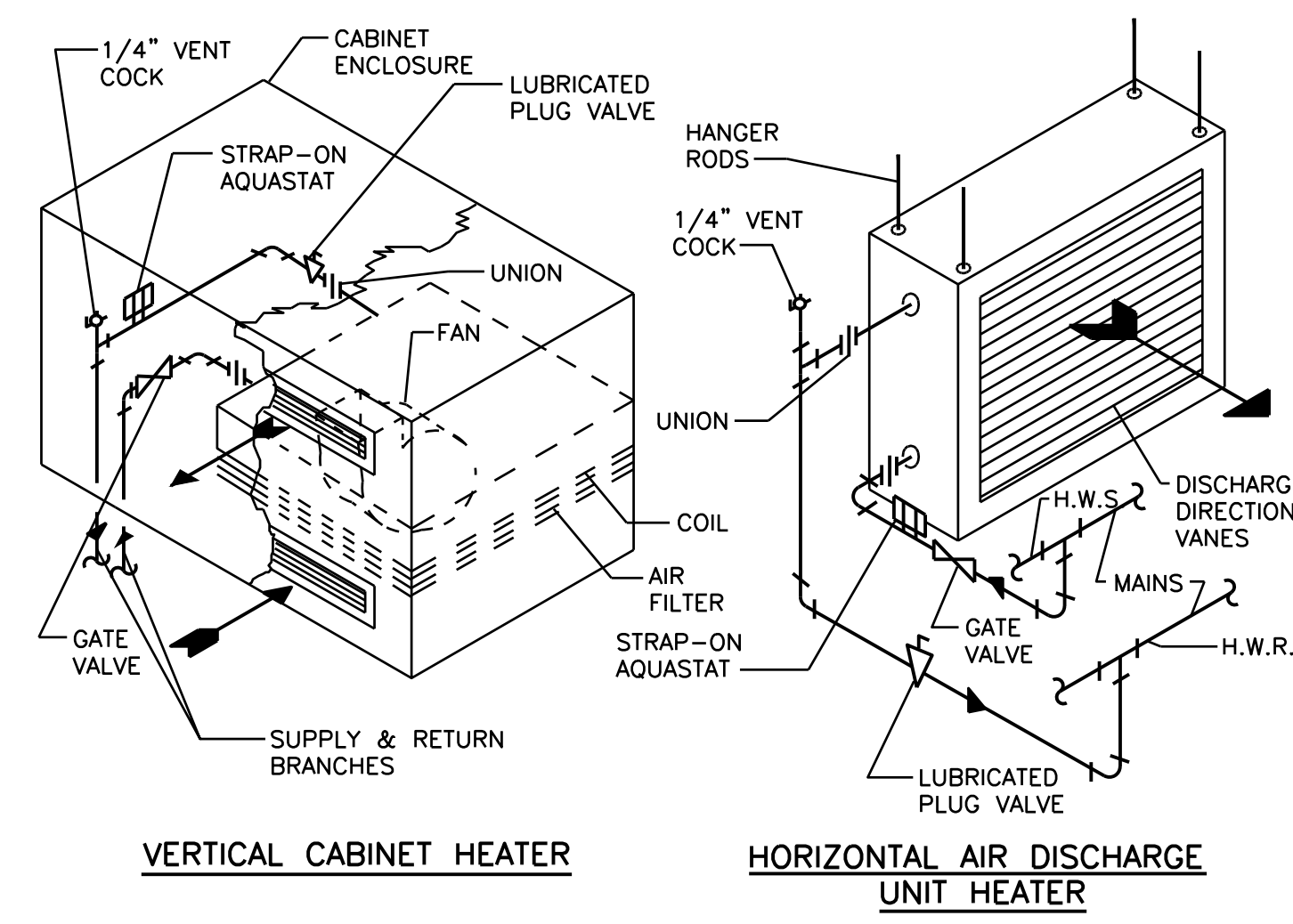
- NOTES:**
1. INTERNAL BOOTS SHALL BE SIZED WITH CROSS-SECTION AREA THAT ARE PROPORTIONED TO RISER DUCT AREA AND AIR VOLUME. REFER TO AIRBOOT SIZING CHART.
 2. BOOTS MAY BE SHOP OR FIELD INSTALLED WITH SCREWS OR SPOT WELDED.
 3. FOR APPLICATIONS REQUIRING CEILING REGISTERS DUCT COLLAR TO BE EXTENDED FOR THEIR CONNECTION.
 4. SINGLE ROOM EXHAUST RISER SHOWN, BACK TO BACK ROOM EXHAUST RISERS TO HAVE BOOT TYPE CONNECTIONS FOR EACH ROOM.
 5. WHEN BOOT TYPE CONNECTION CAN NOT BE ACHIEVED, PROVIDE FIRE DAMPER WITH ACCESS DOOR AS REQUIRED.

TOILET EXHAUST RISER INTERNAL BOOT INSTALLATION
NOT TO SCALE



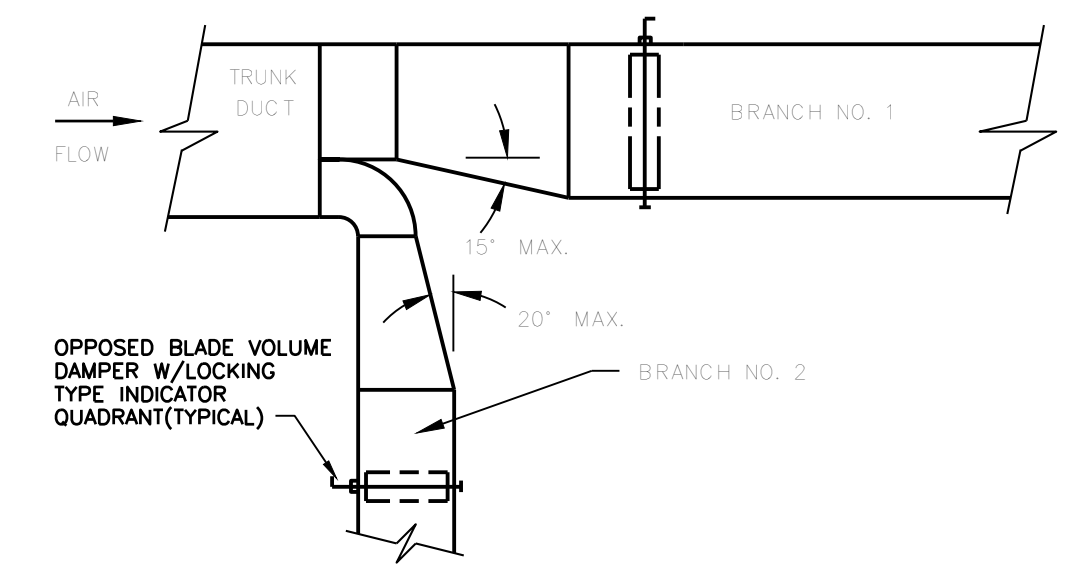
- NOTES:**
1. SHEET METAL FABRICATOR SHALL PROVIDE FAN BELT GUARD FOR ALL FANS INCLUDING THOSE OBSERVED WITHIN FLENUMS OR CASINGS, THAT ARE NOT FURNISHED BY FAN MANUFACTURERS.

FAN BELT GUARD
NOT TO SCALE

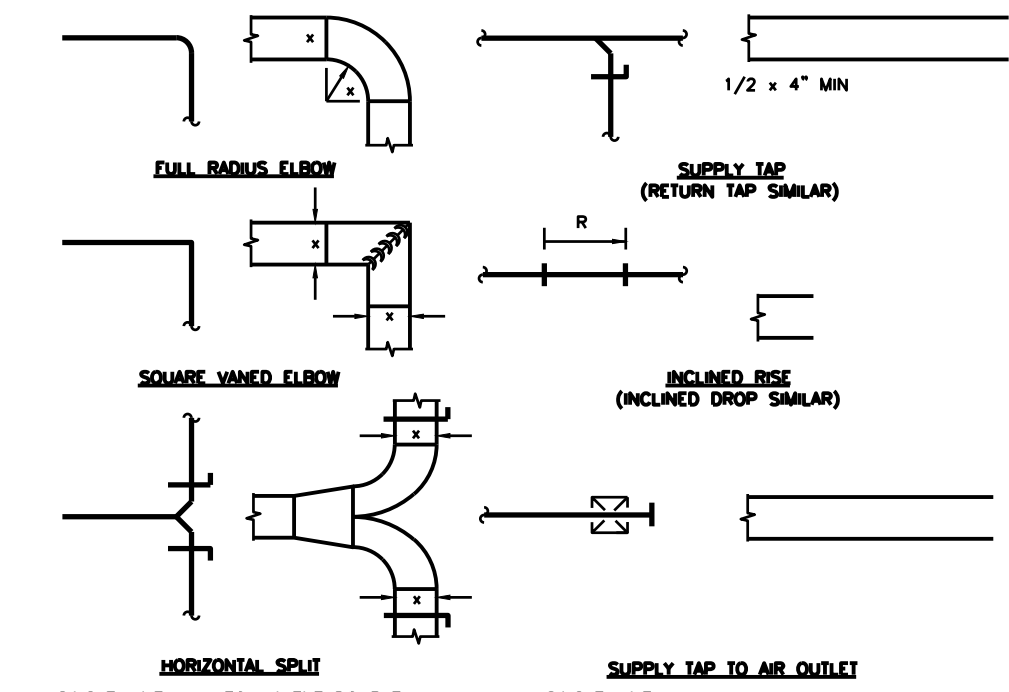


VERTICAL CABINET HEATER HORIZONTAL AIR DISCHARGE UNIT HEATER

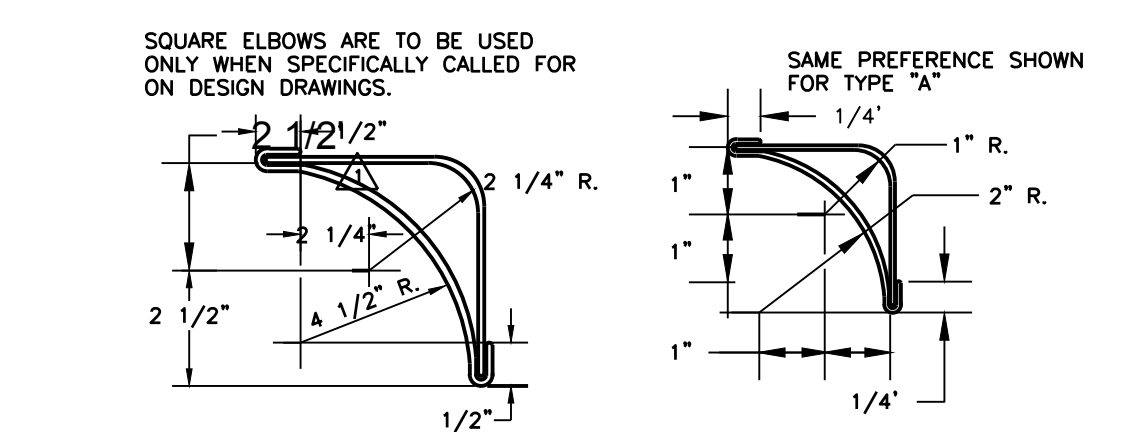
HOT WATER CABINET AND UNIT HEATERS
NOT TO SCALE



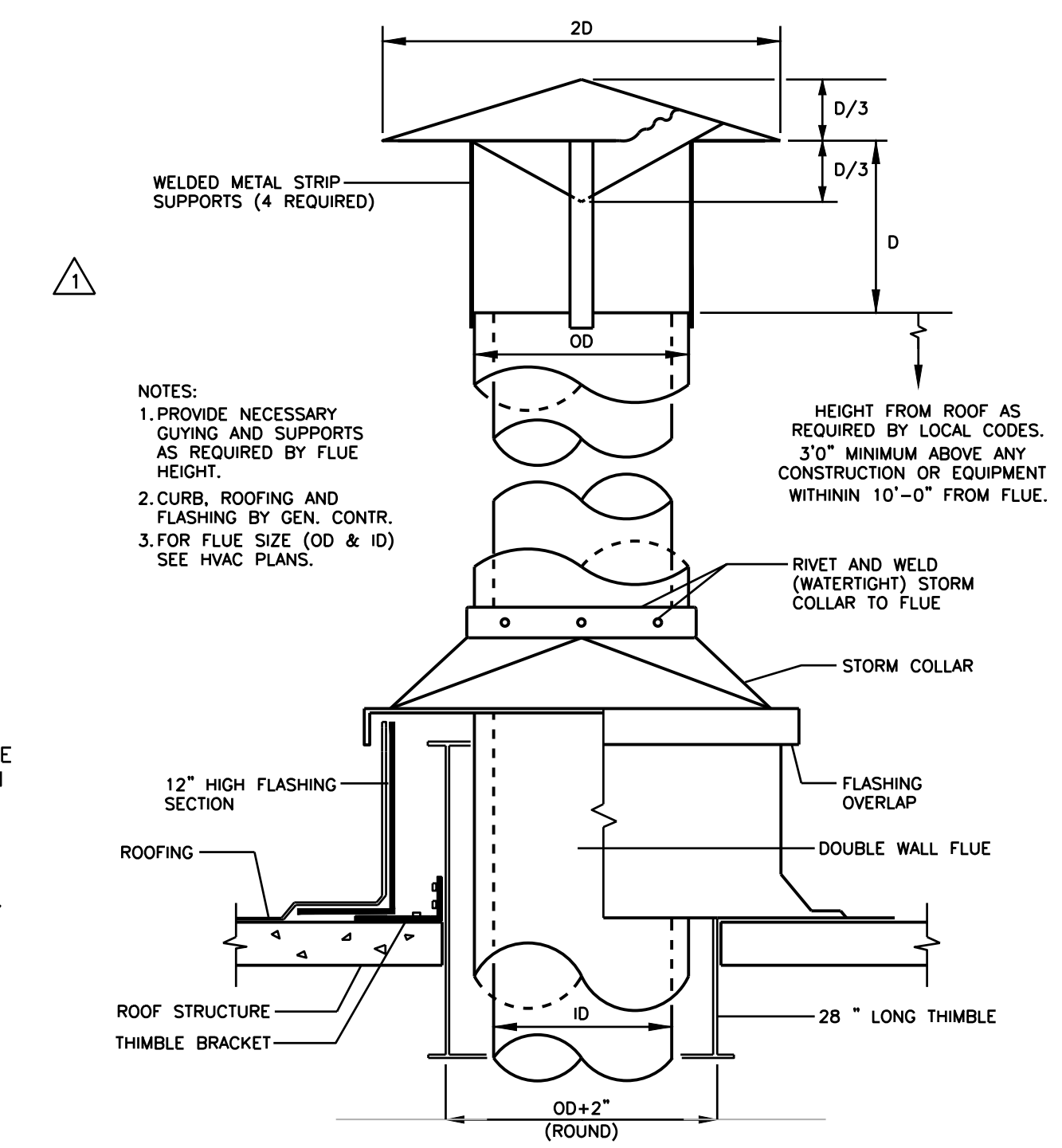
BRANCH DUCT WITH RADIUS ELBOW
NOT TO SCALE



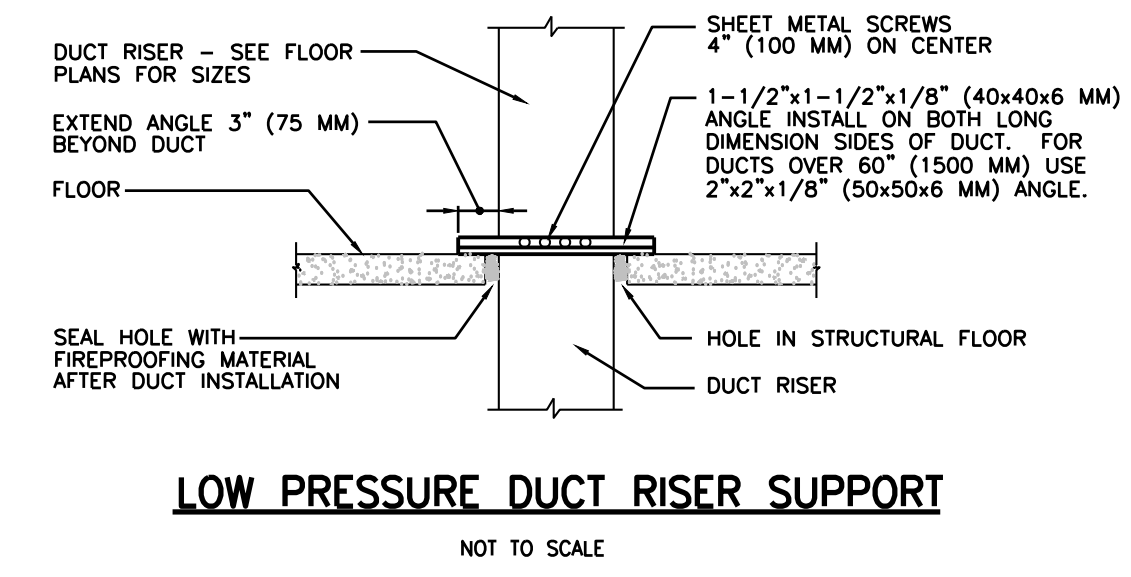
TYPICAL SUPPLY OR EXHAUST DUCT CONNECTION
NOT TO SCALE



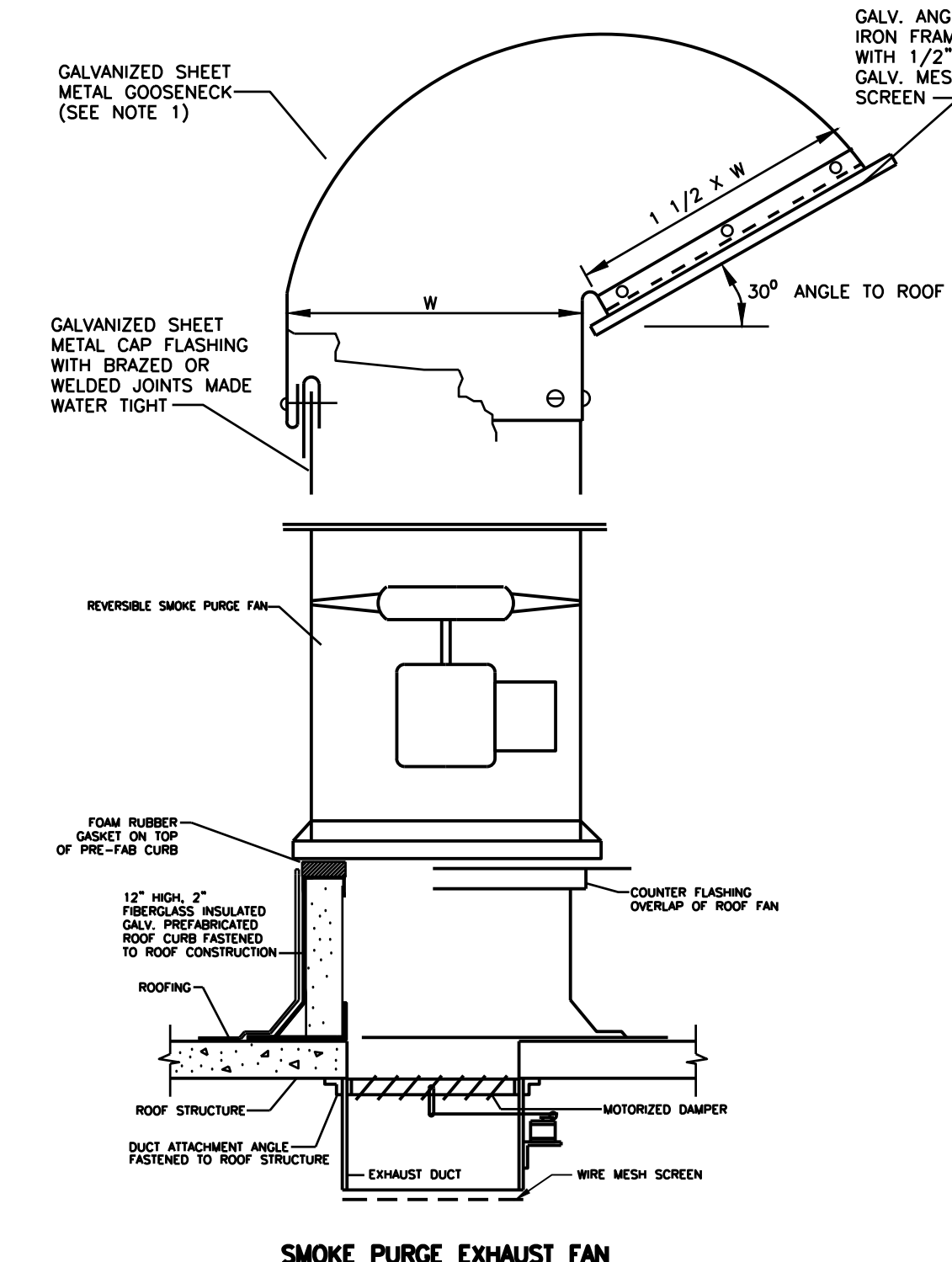
TURNING VANE DETAIL
NOT TO SCALE



BOILER VENT DETAIL
NOT TO SCALE

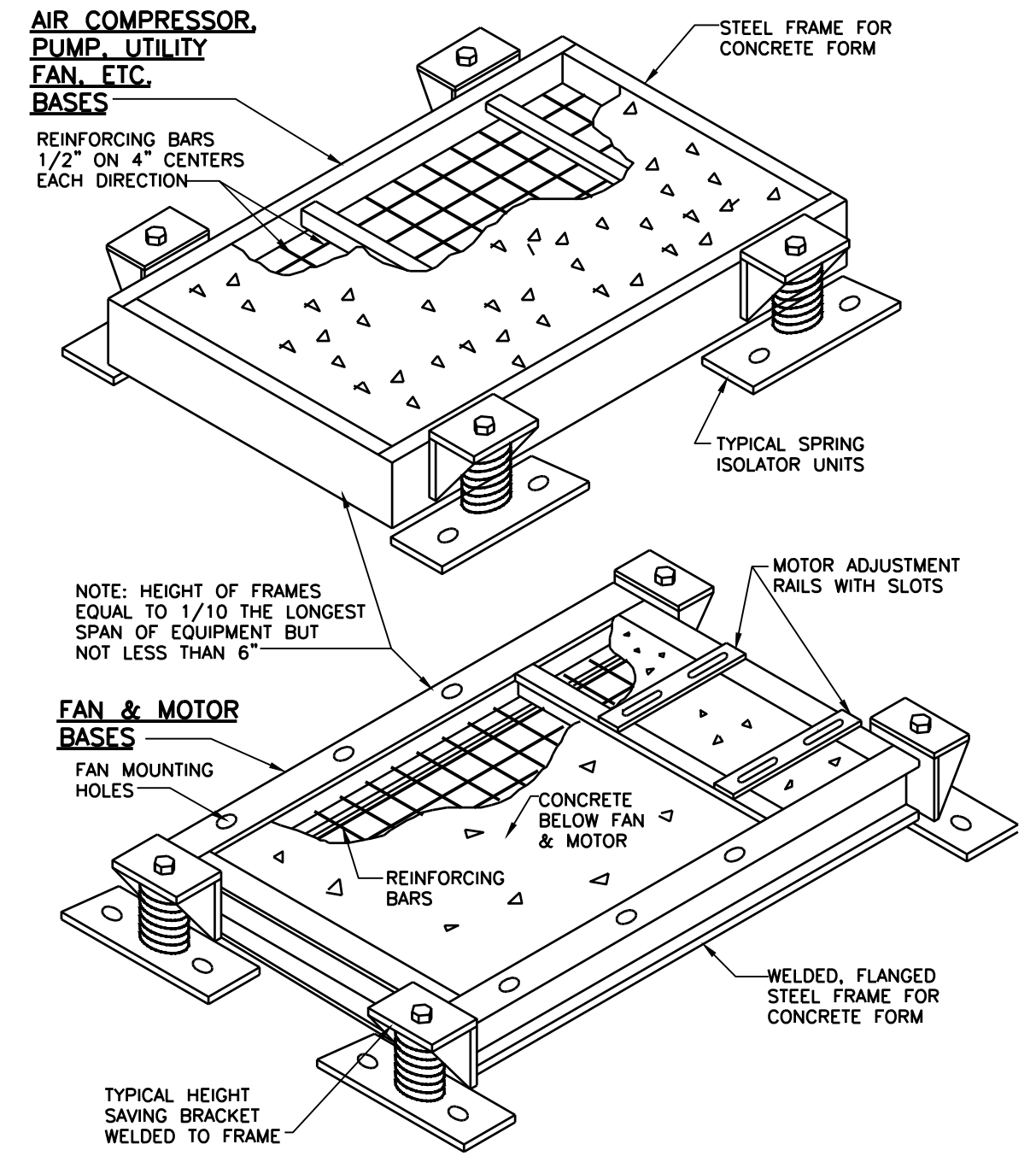


LOW PRESSURE DUCT RISER SUPPORT
NOT TO SCALE

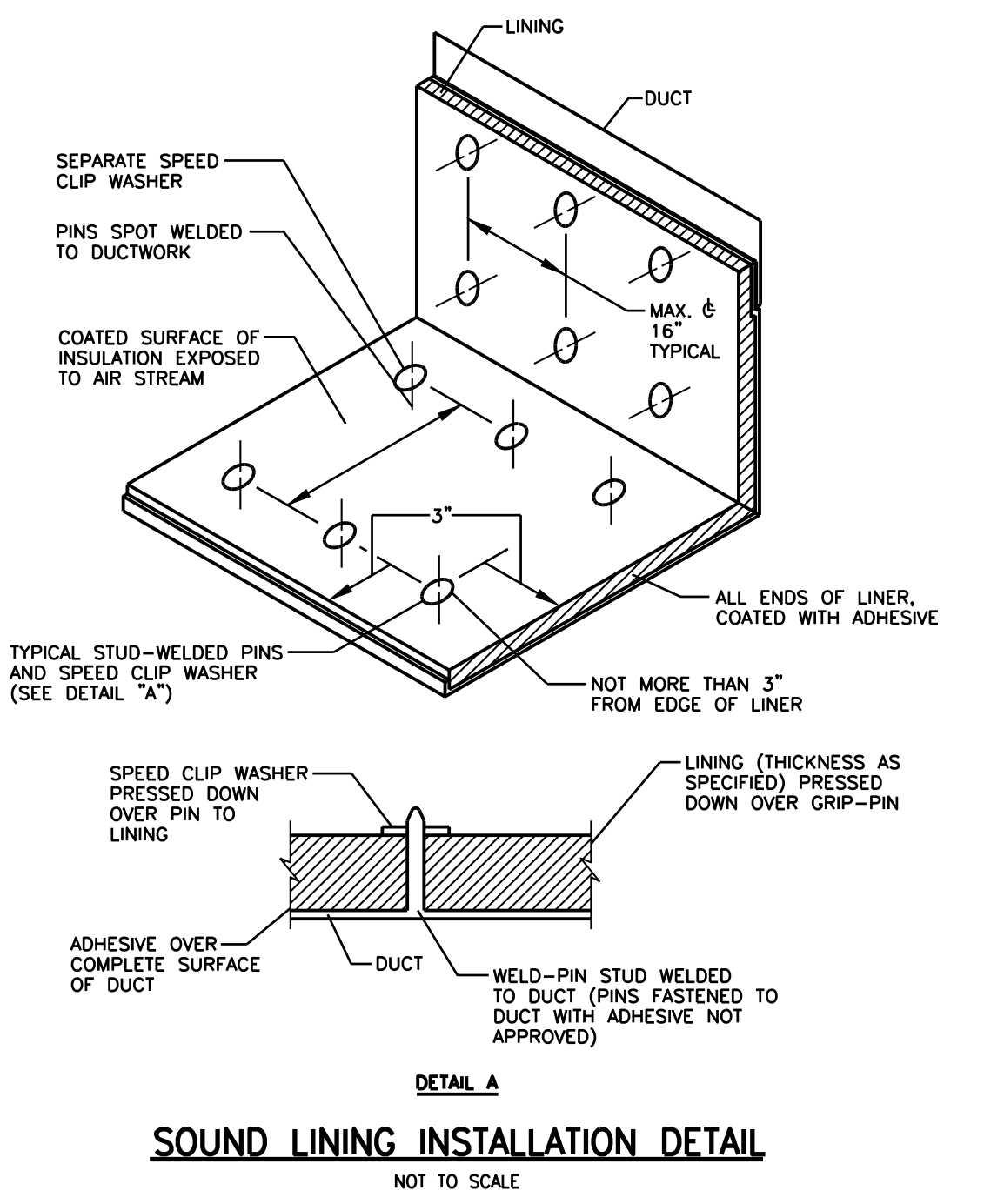


SMOKE PURGE EXHAUST FAN WITH PREFABRICATED CURBS

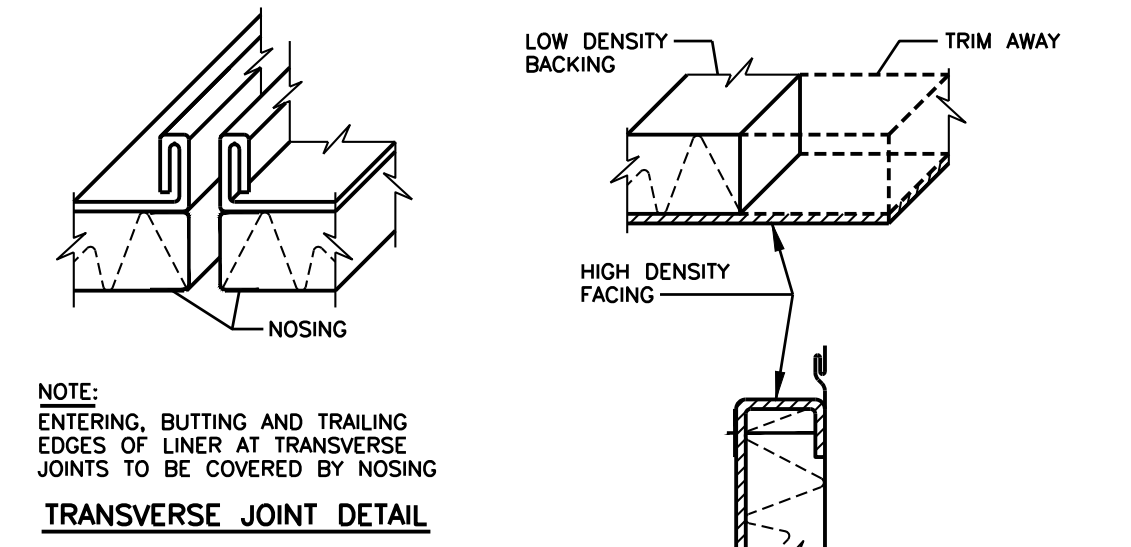
- NOTES:**
1. SMOKE PURGE FANS WILL BE CONTROLLED FROM FIRE ALARM PANEL.
 2. MOTORIZED DAMPERS SHALL BE SET FAIL OPEN.



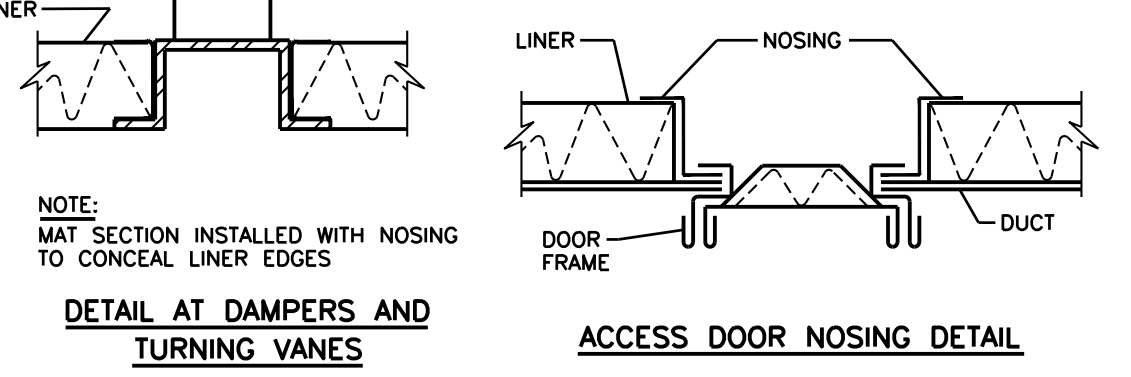
CONCRETE INERTIA BASES FOR MOTORIZED EQUIPMENT
NOT TO SCALE



SOUND LINING INSTALLATION DETAIL
NOT TO SCALE



TRANSVERSE JOINT DETAIL

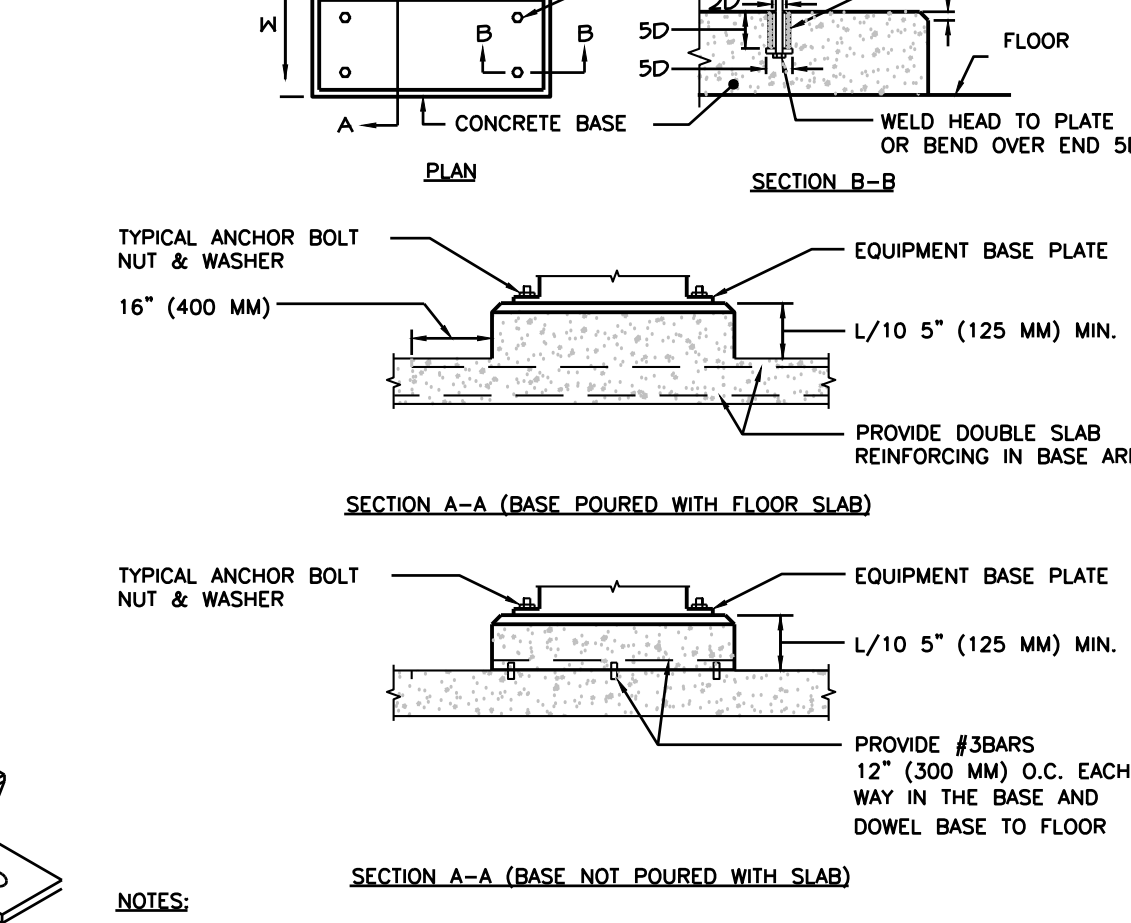


DETAIL AT DAMPERS AND TURNING VANES

SOUND LINING NOSING DETAIL
NOT TO SCALE



CONCRETE EQUIPMENT BASES
NOT TO SCALE



CONCRETE EQUIPMENT BASES
NOT TO SCALE

Damian Titus
APPROVED
Under Directive 3 of 1975
NYC Development Hub

281
Fifth Avenue
NEW YORK, NY

OWNER:
VICTOR NOMAD LLC

CONSTRUCTION MANAGER:
LEND LEASE
200 PARK AVENUE, 9TH FLOOR
NEW YORK, NY 10016
TEL: 212 592 6700

ARCHITECT:
RAFAEL VINOLY ARCHITECTS PC
50 VANDAM STREET
NEW YORK, NY 10013
TEL: 212 924 5060 FAX: 212 924 5858

STRUCTURAL ENGINEER:
WSP PARSONS BRINCKERHOFF
ONE PENN PLAZA, 4TH FLOOR
NEW YORK, NY 10119
TEL: 212 687 9888

MECHANICAL ENGINEER:
MGE ENGINEERING D.P.C.
116 WEST 32ND STREET, 12TH FLOOR
NEW YORK, NY 10001
TEL: 212 643 9055

GEOTECH CIVIL ENGINEER:
LANGAN ENGINEERING
300 KIMBALL DRIVE, 4TH FLOOR
PARSIPPANY, NJ 07054
TEL: 973 580 4900

VERTICAL TRANSPORT CONSULTANT:
VAN DEUSEN & ASSOCIATES
120 EAGLE ROCK AVENUE, SUITE 310
EAST HANOVER, NJ, 07836
TEL: 973 994 9220

ENCLOSURE CONSULTANT:
VIDARIS, INC.
360 PARK AVENUE SOUTH, 15TH FLOOR
NEW YORK, NY 10010
TEL: 212 689 5389

FAÇADE MAINTENANCE CONSULTANT:
ENTEK ENGINEERING LLC
166 AMES STREET
HACKENSACK, NJ 07601
TEL: 201 820 2801


ACOUSTICAL CONSULTANT:
CERAMI & ASSOCIATES
404 FIFTH AVENUE
NEW YORK, NY 10018
TEL: 212 616 4179

LIGHTING CONSULTANT:
ONE LUX STUDIO
158 WEST 29TH STREET, 10TH FLOOR
NEW YORK, NY 10001
TEL: 212 201 5790

SPECIFICATIONS CONSULTANT:
ROBERT SCHWARTZ & ASSOCIATES
589 EIGHTH AVENUE, 17TH FLOOR
NEW YORK, NY 10018
TEL: 212 691 3248

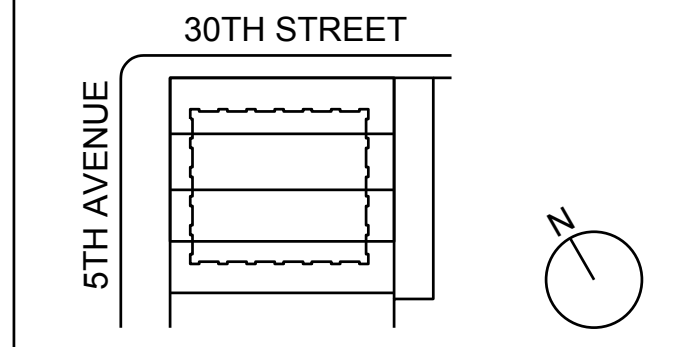
ENERGY MODELING CONSULTANT:
STEVEN WINTER ASSOCIATES, INC
307 SEVENTH AVENUE, SUITE 1701
NEW YORK, NY 10001
TEL: 212 564 5800

INTERIOR DESIGN CONSULTANT:
BEERS INTERIORS
156 5TH AVENUE, PENTHOUSE 2
NEW YORK, NY 10010
TEL: 212 352 2020



SEAL

DATE	DESCRIPTION
02/24/17	DOB PAA
12/12/16	CONST. DOC.
10/31/16	95% CD SET
09/16/16	MEP BID ADDENDUM 2
08/01/16	85% CD
06/15/16	ISSUED FOR BID
04/08/16	PROGRESS DD
04/08/16	DOB SUBMITTAL
01/18/16	FOUNDATION BID
12/18/15	SCHEMATIC DESIGN
04/15/15	DOB SUBMITTAL
ISSUE NO.	DATE
	DESCRIPTION



KEY PLAN AND NORTH SIGN
IF THIS DRAWING IS NOT 42" x 30" IT IS A REDUCED PRINT.
REFER TO GRAPHIC SCALE

PROJECT NUMBER: 6982.00
SCALE: NA

MECHANICAL
DETAILS
SHEET #3

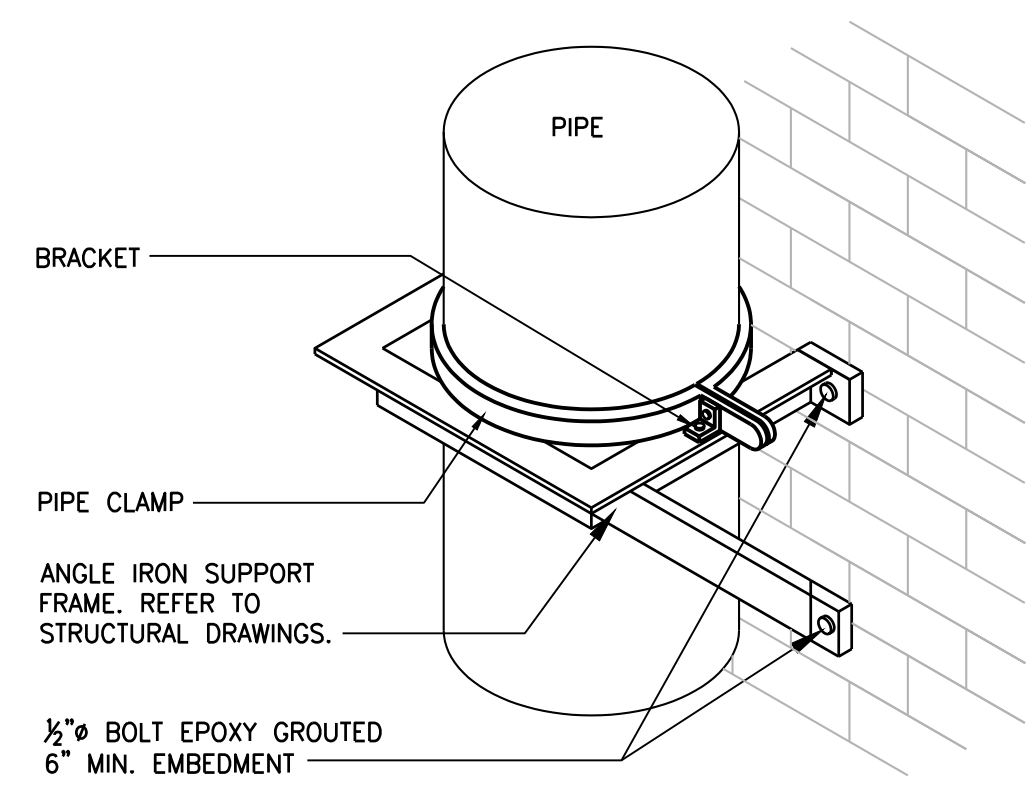
SHEET TITLE:
M-503.01
SHEET NUMBER: 31 OF 42

NEW YORK CITY BUILDING DEPARTMENT APPROVAL NOTE
THIS PLAN IS APPROVED ONLY FOR WORK INDICATED ON THE APPLICATION SPECIFICATION SHEET. ALL OTHER MATTERS SHOWN ARE NOT TO BE RELIED UPON, OR TO BE CONSIDERED AS EITHER BEING APPROVED OR IN ACCORDANCE WITH APPLICABLE CODES.

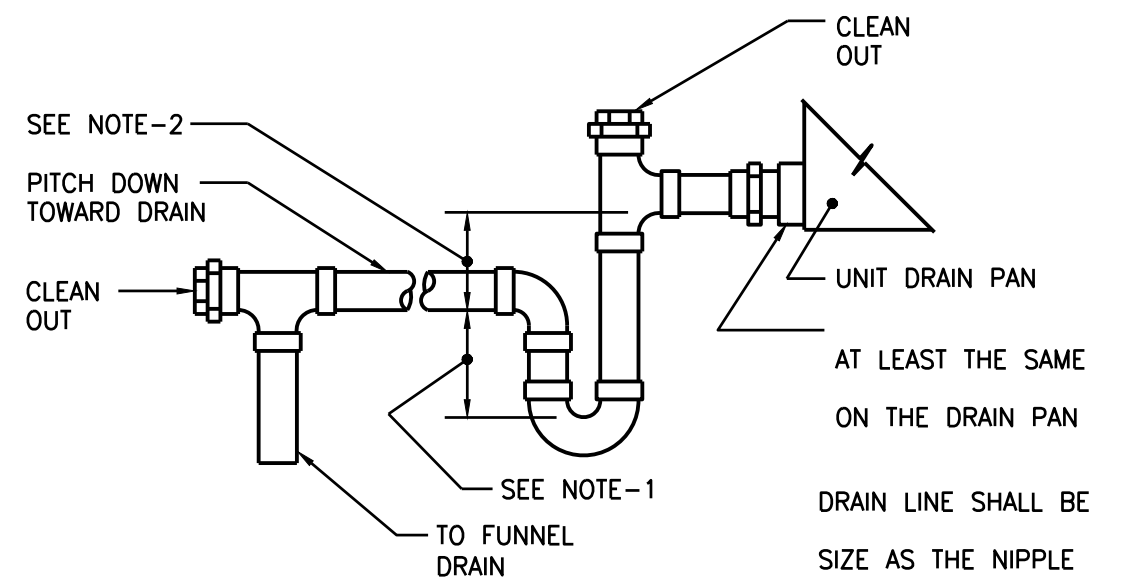
NEW YORK CITY ENERGY CONSERVATION CODE
TO THE BEST OF MY KNOWLEDGE, BELIEF AND PROFESSIONAL JUDGMENT, THESE PLANS AND SPECIFICATIONS ARE IN COMPLIANCE WITH THE NEW YORK CITY ENERGY CONSERVATION CODE.



2013 RAFAEL VINOLI ARCHITECTS

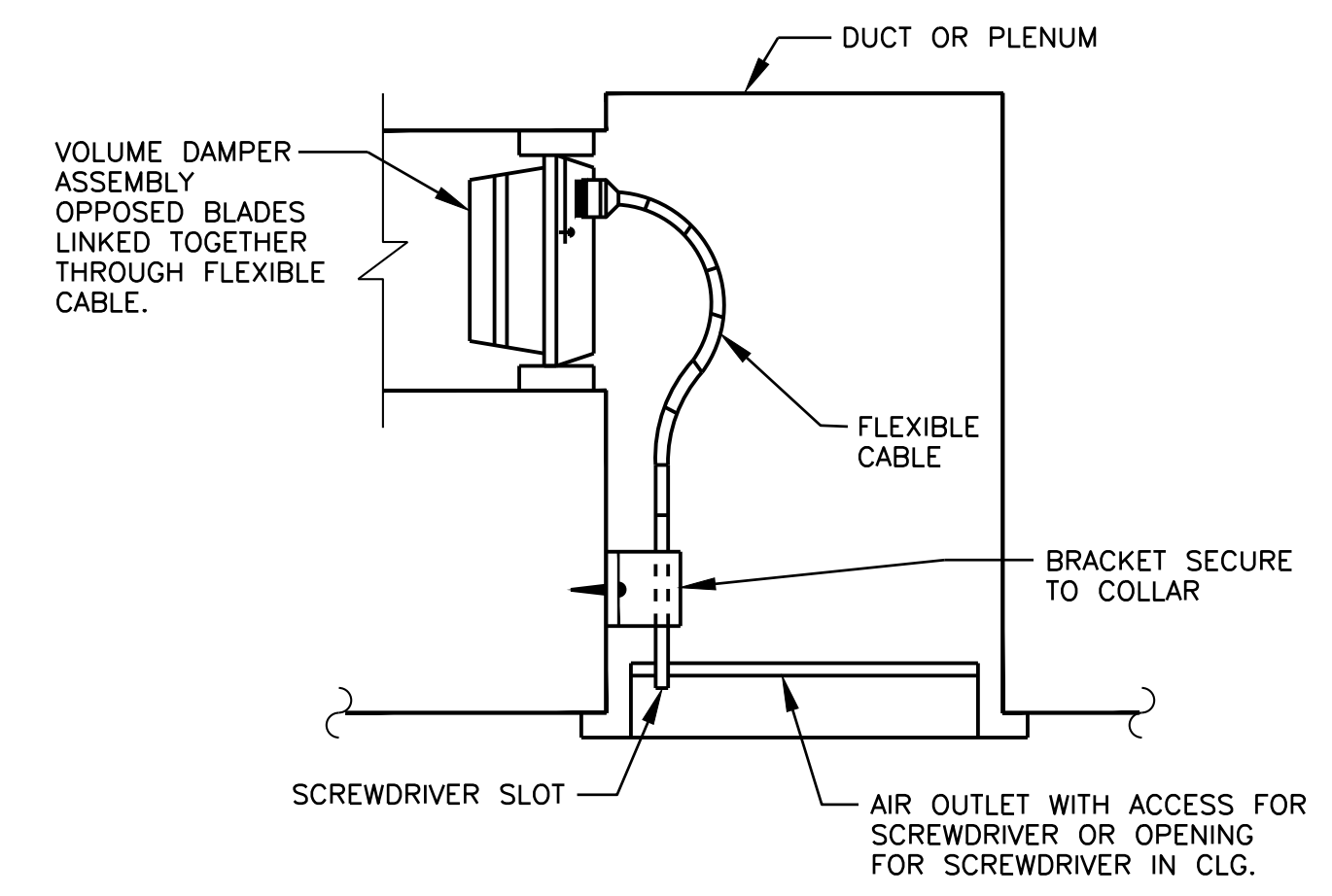


WALL MOUNTED PIPE SUPPORT DETAIL
NOT TO SCALE

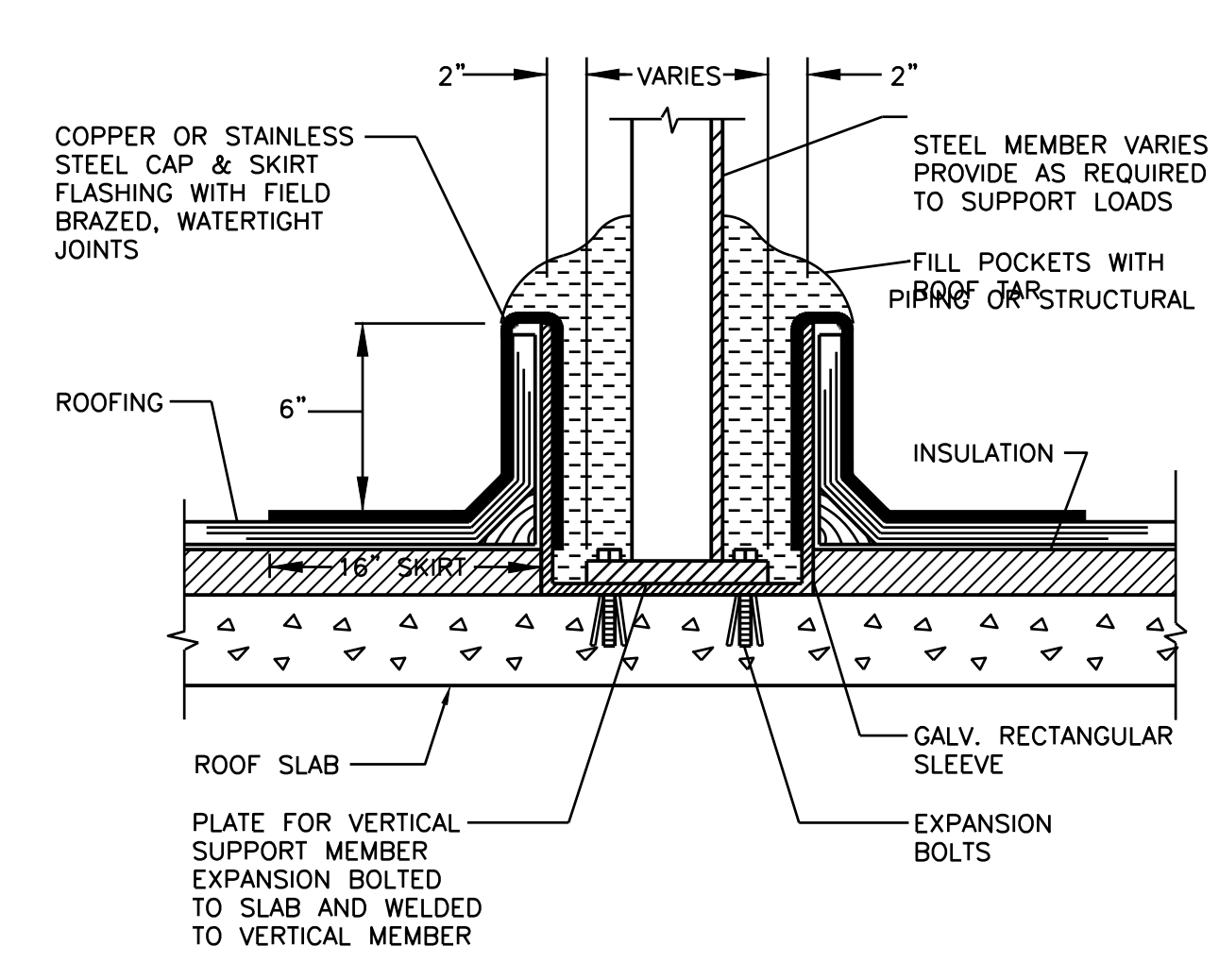


NOTES:
1. ON POSITIVE PRESSURE SYSTEMS (E.G. DUCT COILS, BLOW-THRU UNITS, ETC.) DEPTH OF SEAL SHALL BE A MINIMUM OF 1.5 TIMES SYSTEM PRESSURE IN THE DRAIN PAN.
2. ON NEGATIVE PRESSURE SYSTEMS (E.G. DRW-THRU UNITS) DEPTH OF SEAL SHALL BE MINIMUM OF 1.5 TIMES SYSTEM PRESSURE IN THE DRAIN PAN.

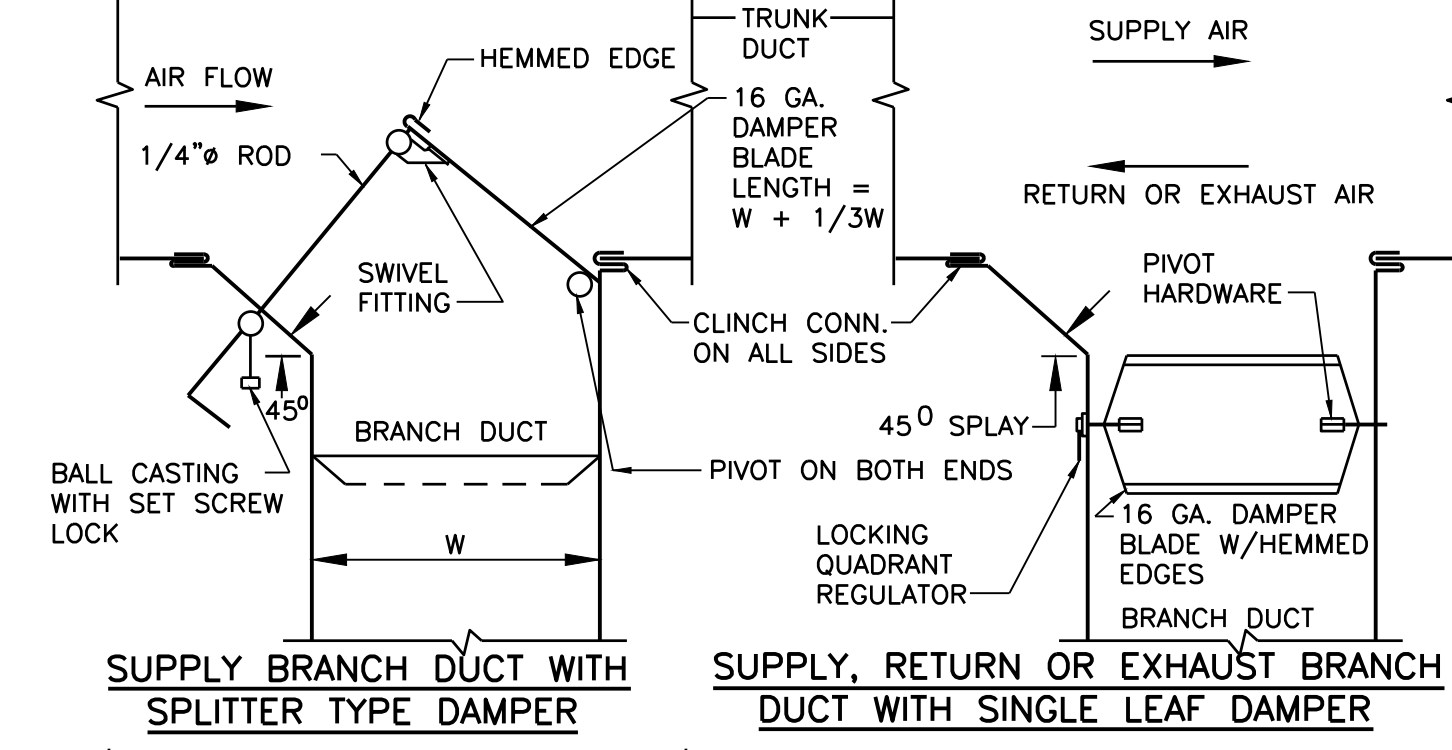
TYPICAL CONDENSATE DRAIN TRAP
NOT TO SCALE



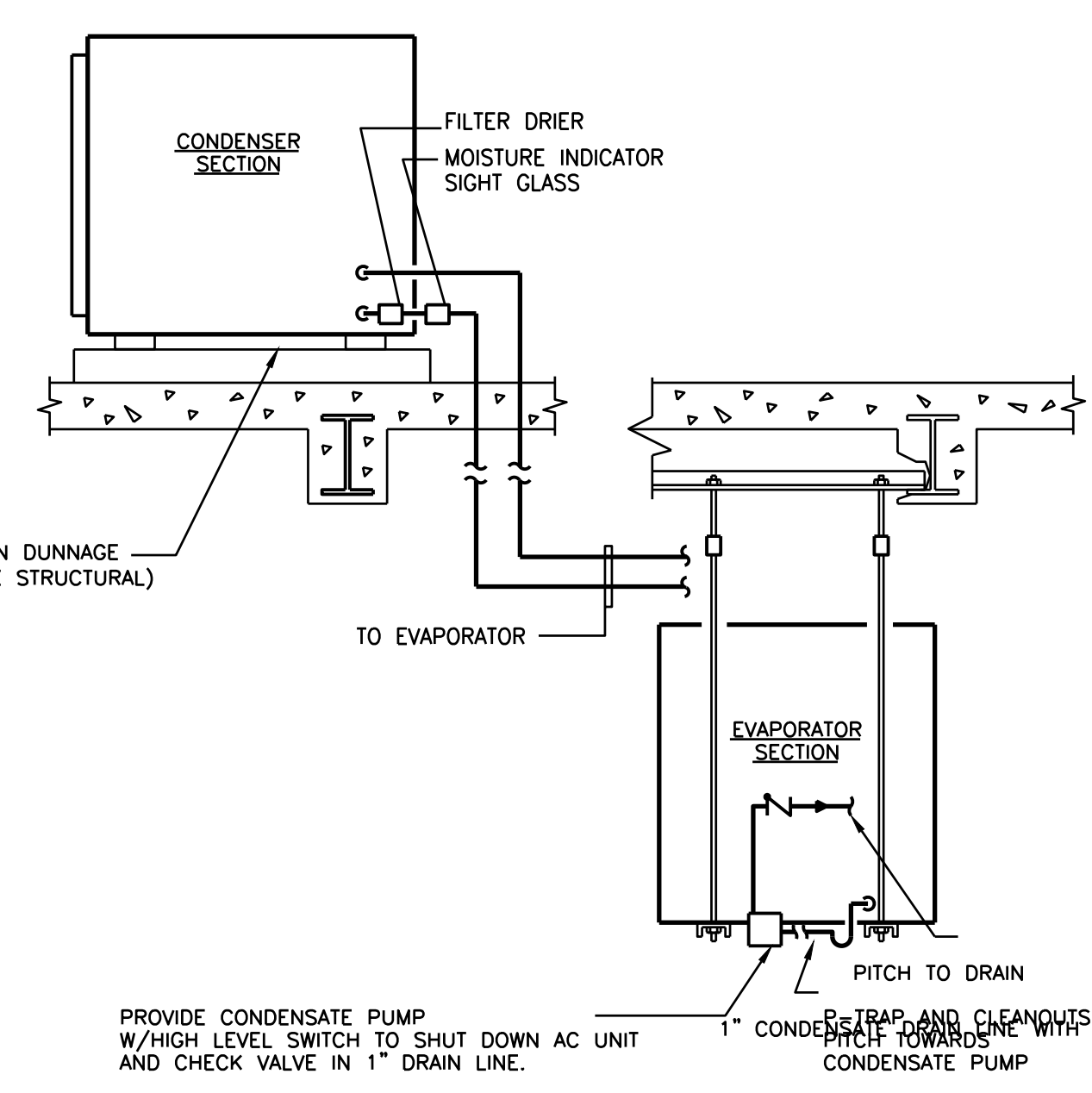
REMOTE DAMPER OPERATOR FOR INACCESSIBLE DAMPER LOCATIONS
NOT TO SCALE



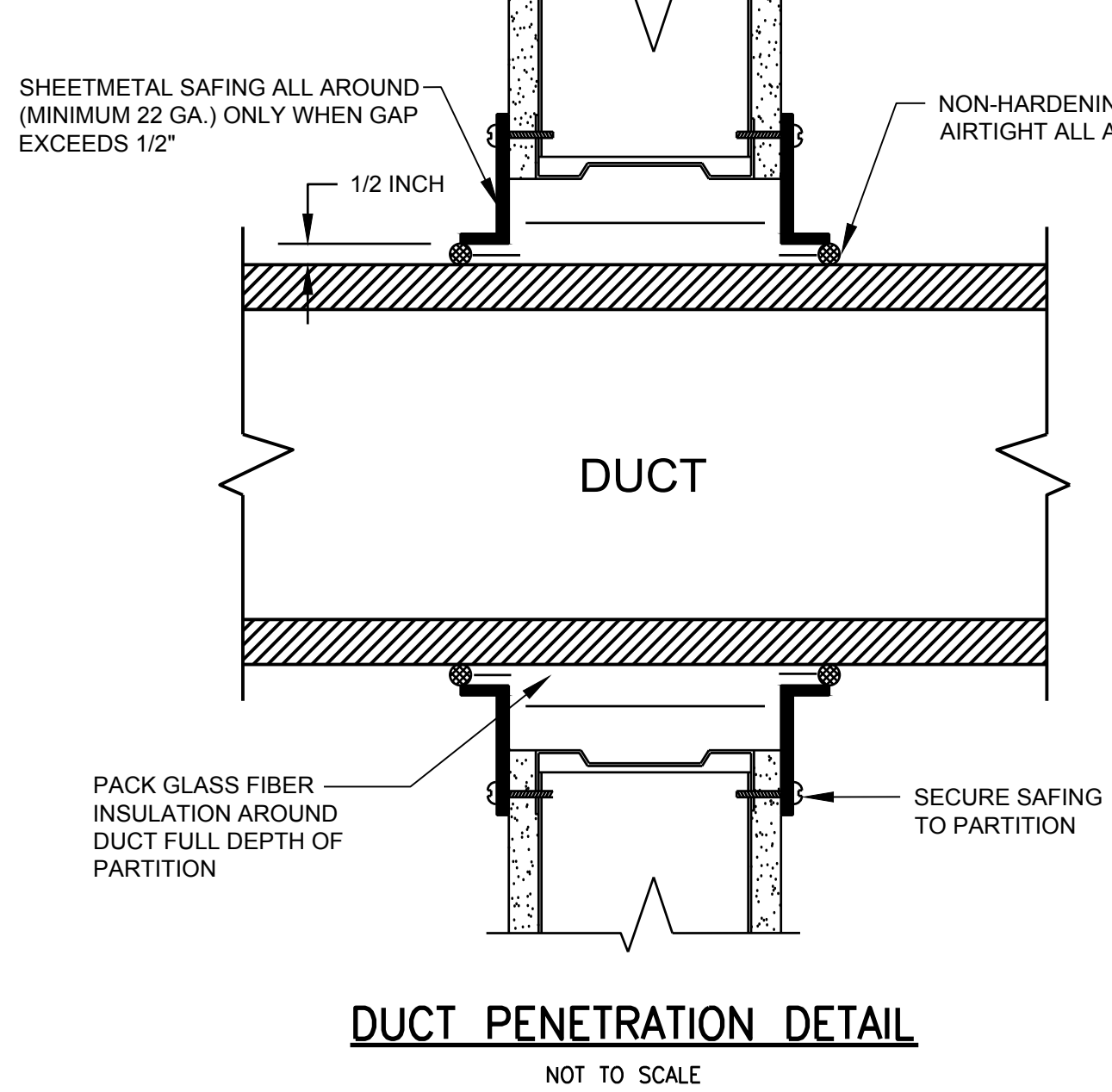
PITCH POCKET SLEEVES FOR EQUIPMENT PIPE AND DUCT SUPPORTS OVER ROOF
NOT TO SCALE



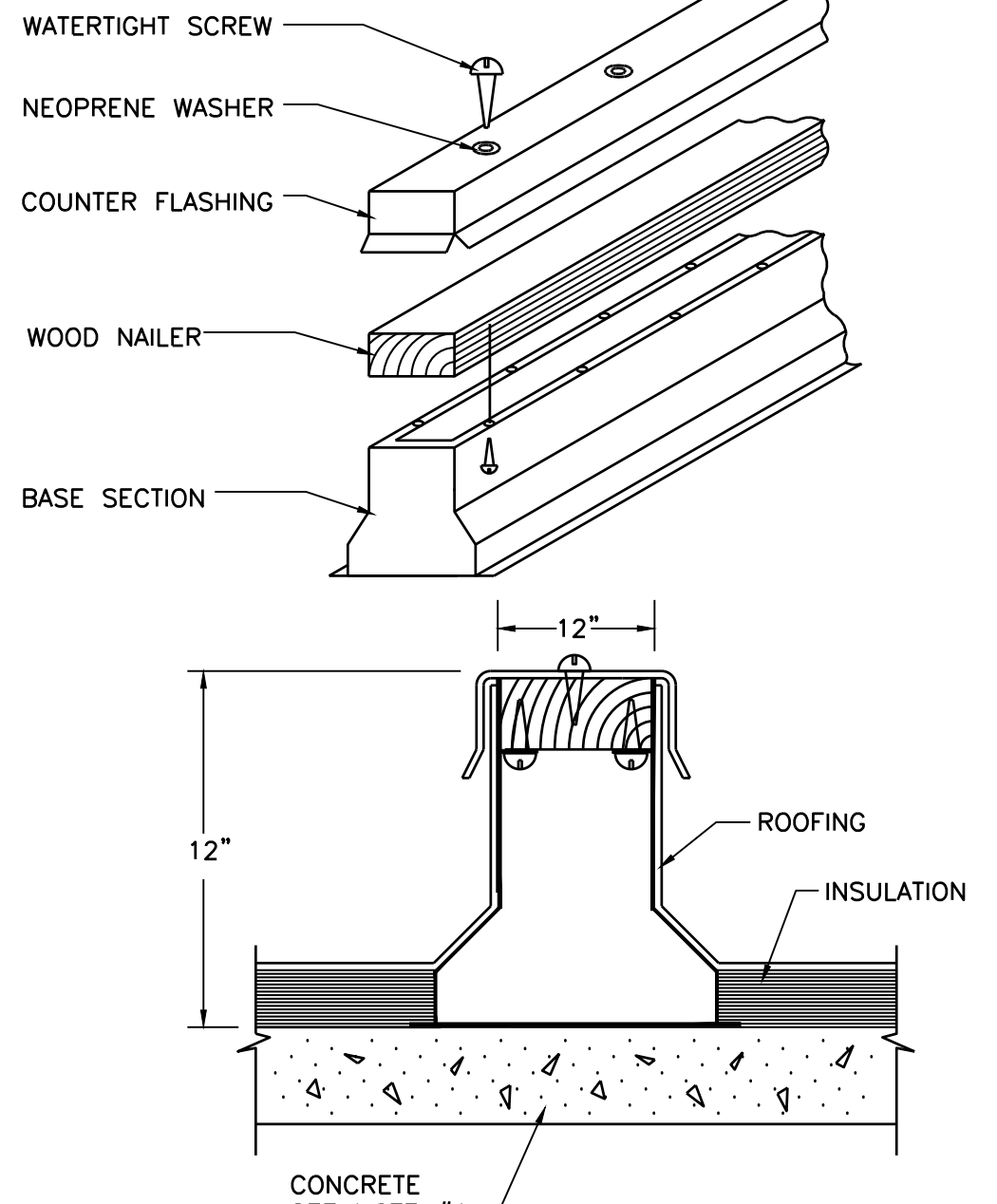
SUPPLY BRANCH DUCT WITH SPLITTER TYPE DAMPER
SUPPLY, RETURN OR EXHAUST BRANCH DUCT WITH SINGLE LEAF DAMPER
NOT TO SCALE



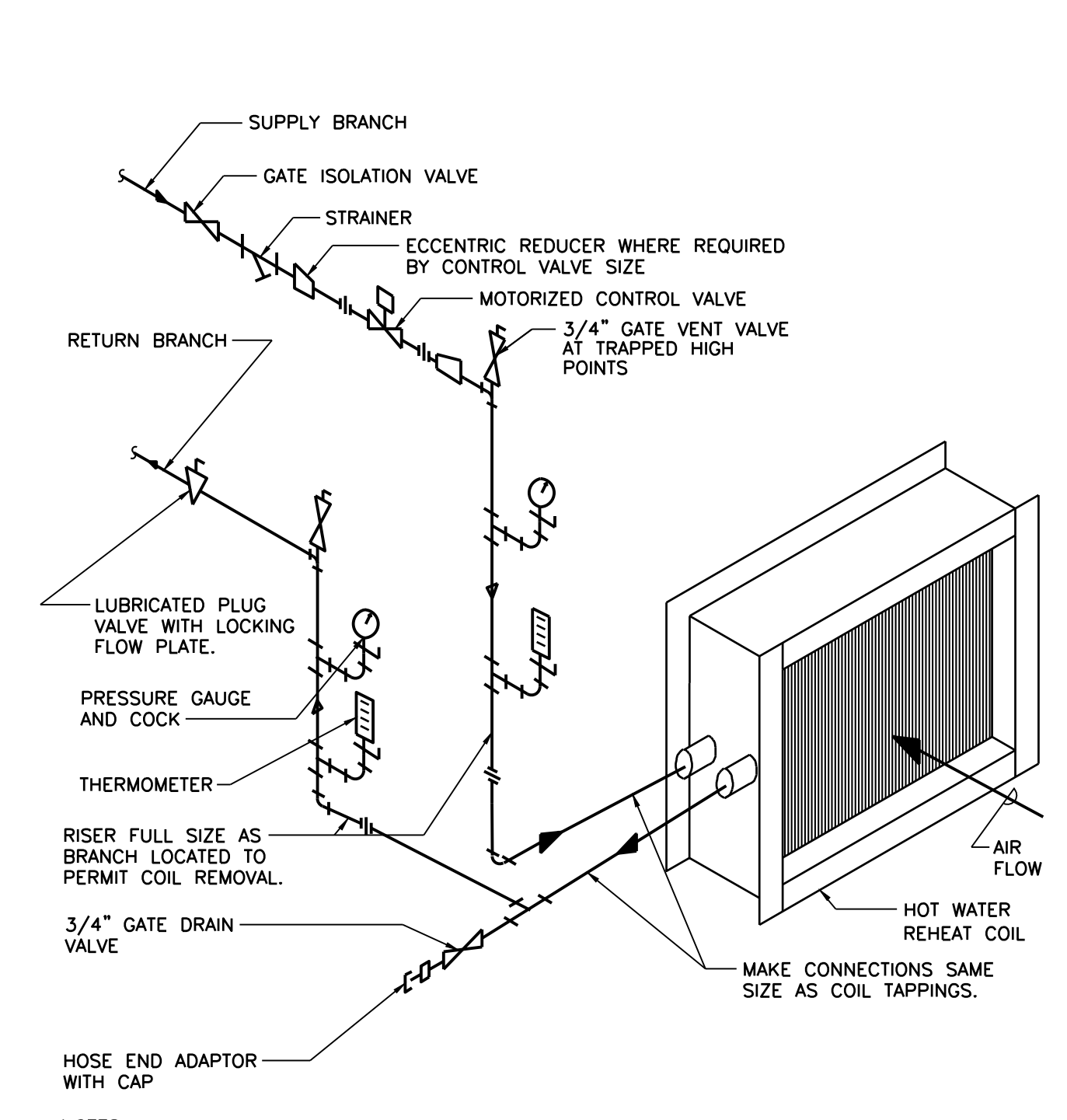
SPLIT SYSTEM PACKAGED AIR COOLED AIR CONDITIONING UNIT DETAIL
NOT TO SCALE



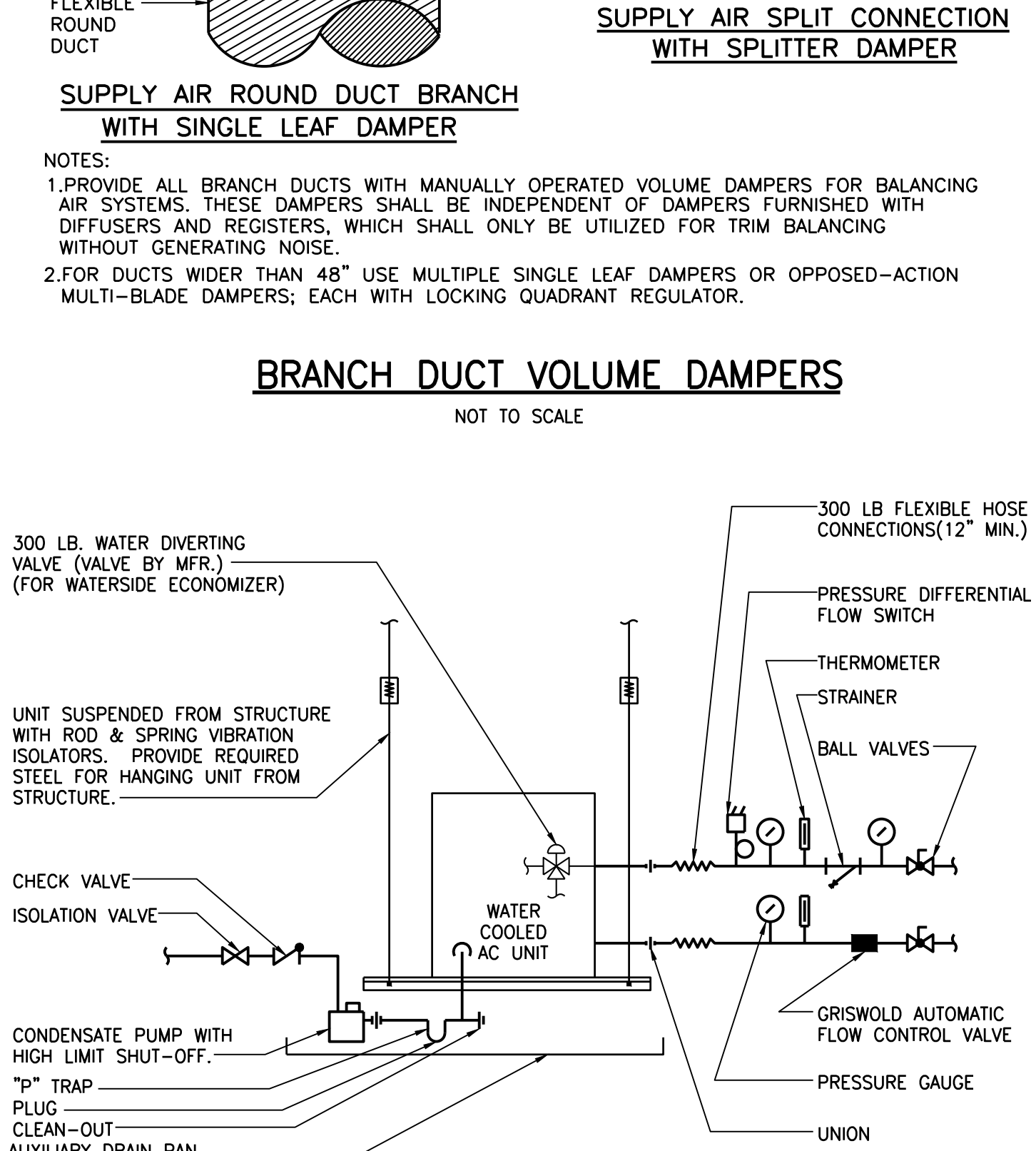
DUCT PENETRATION DETAIL
NOT TO SCALE



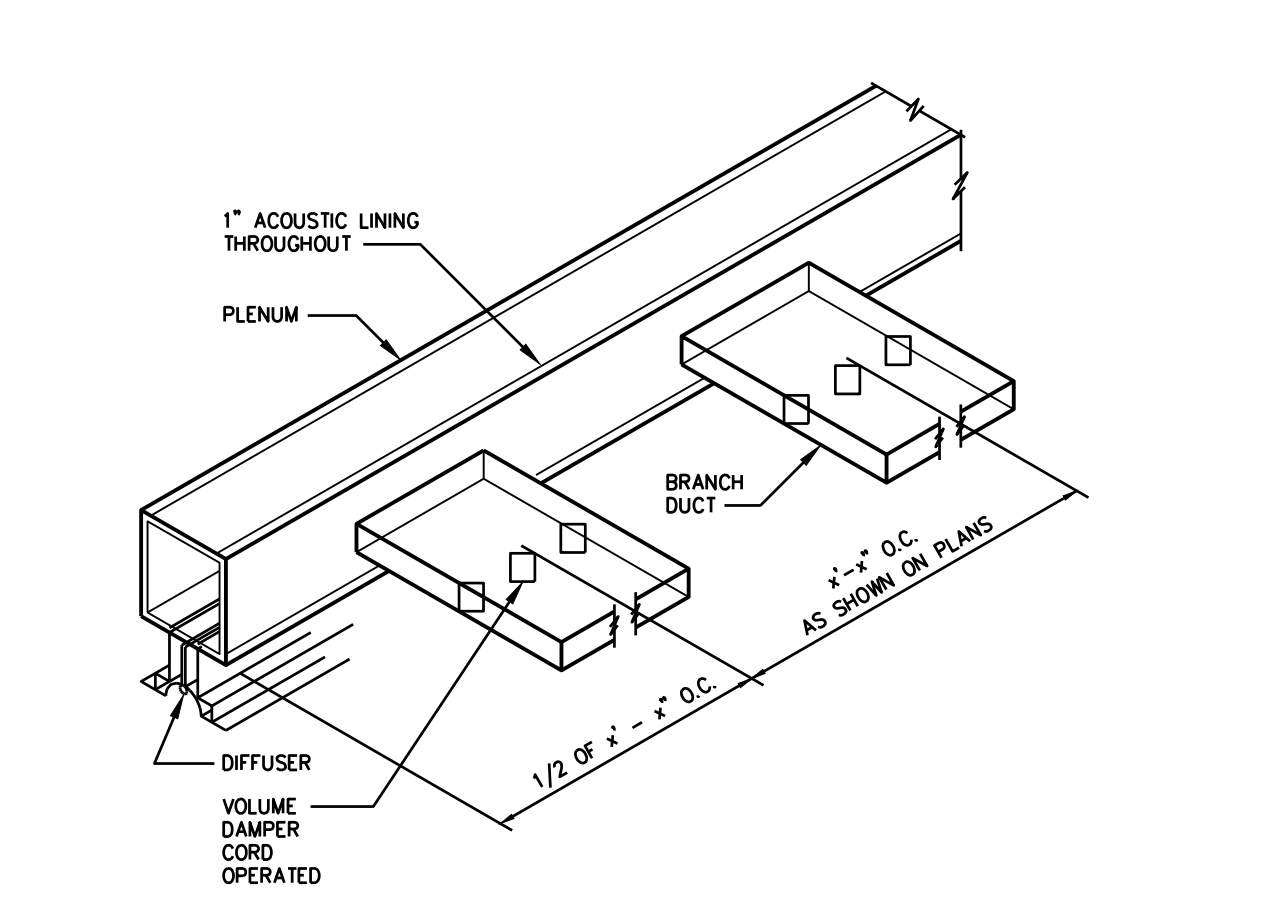
ROOF CURB DETAIL
NOT TO SCALE



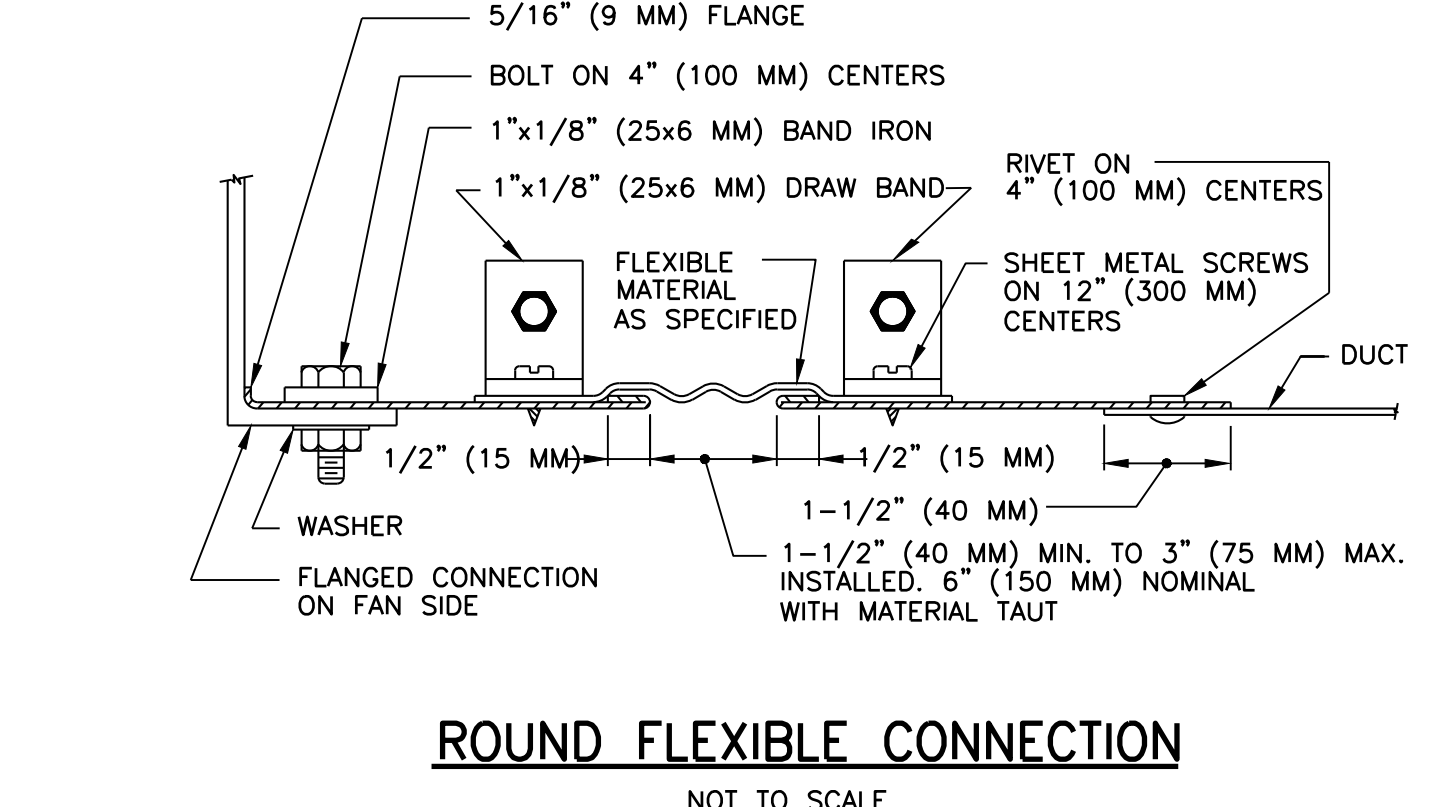
HOT WATER COIL PIPING
NOT TO SCALE



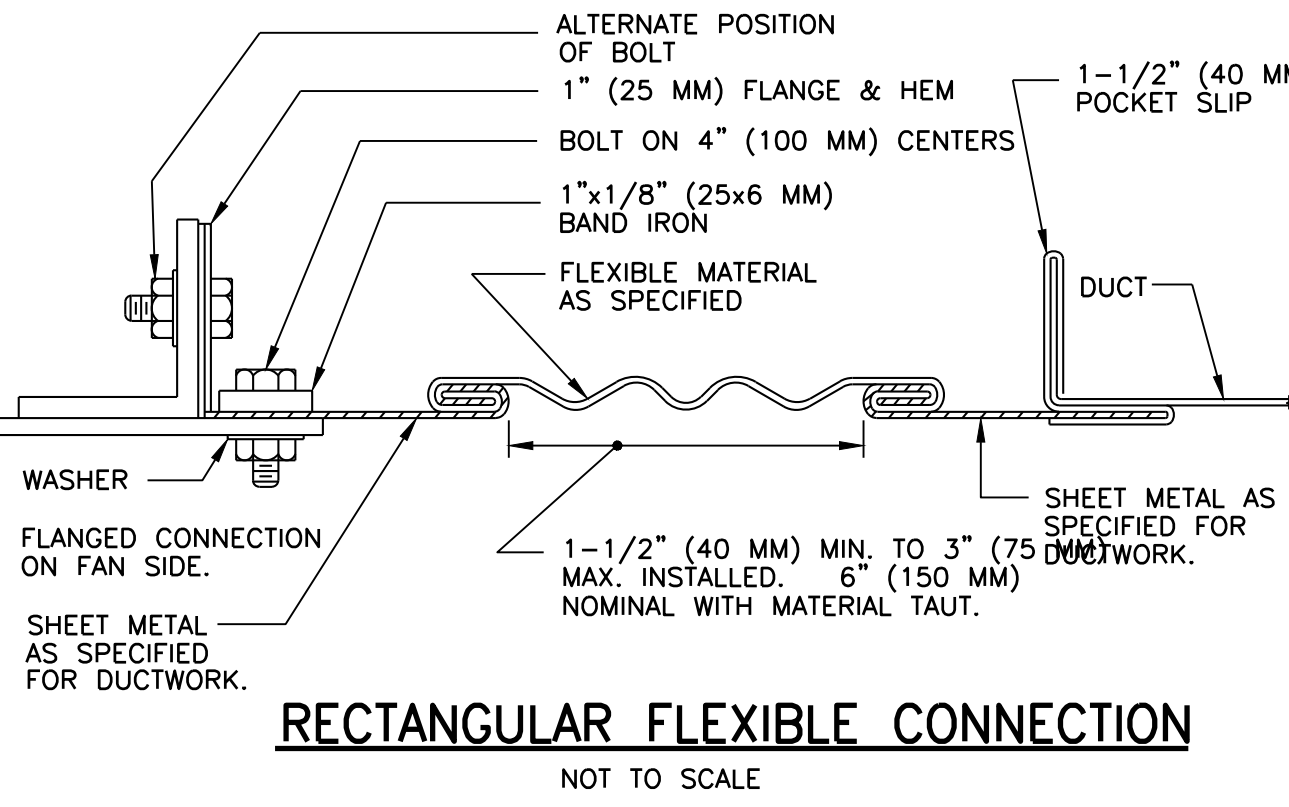
CEILING HUNG WATER COOLED AC UNIT PIPING DETAIL
NOT TO SCALE



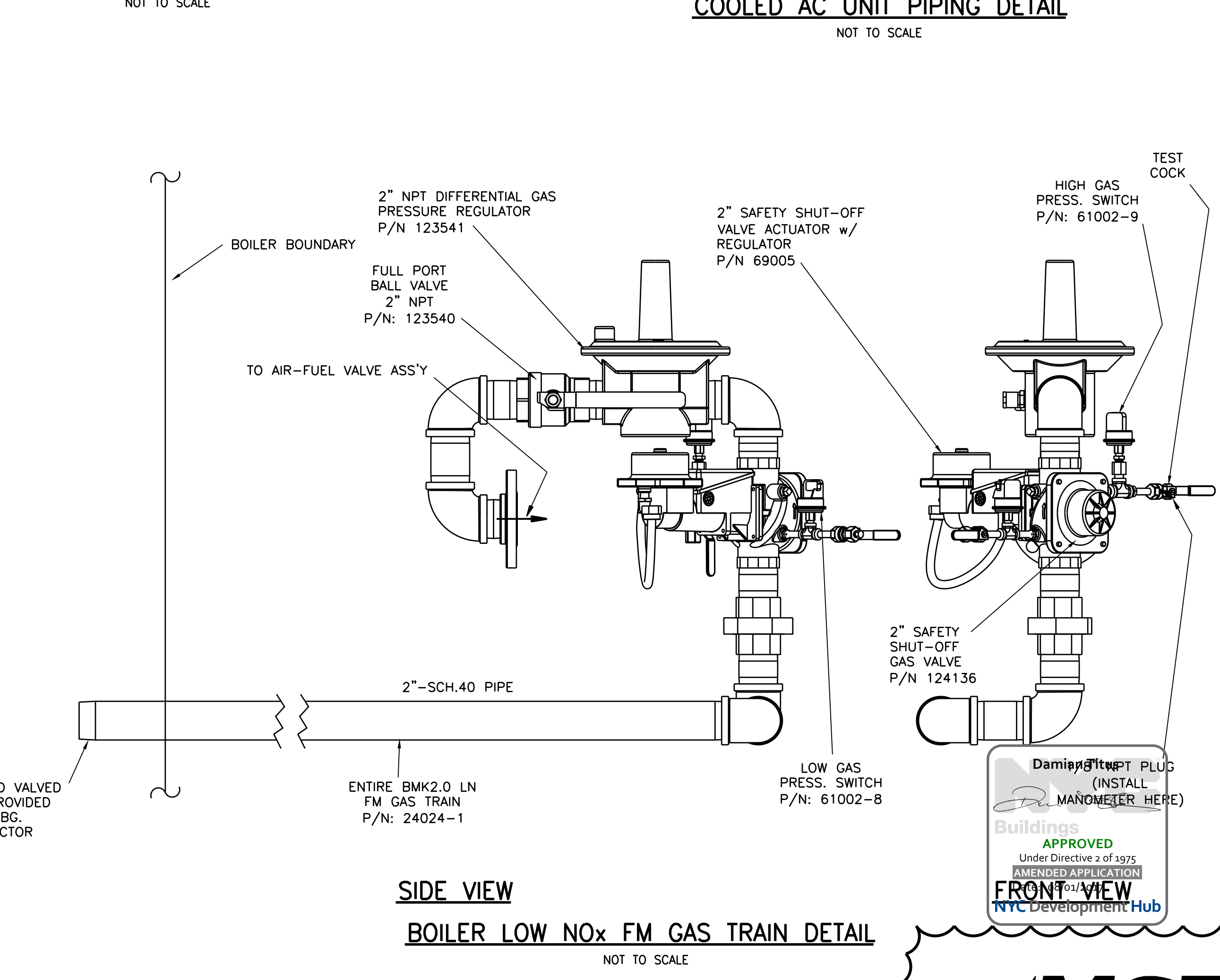
LINEAR DIFFUSER & PLENUM CONNECTION
NOT TO SCALE



ROUND FLEXIBLE CONNECTION
NOT TO SCALE



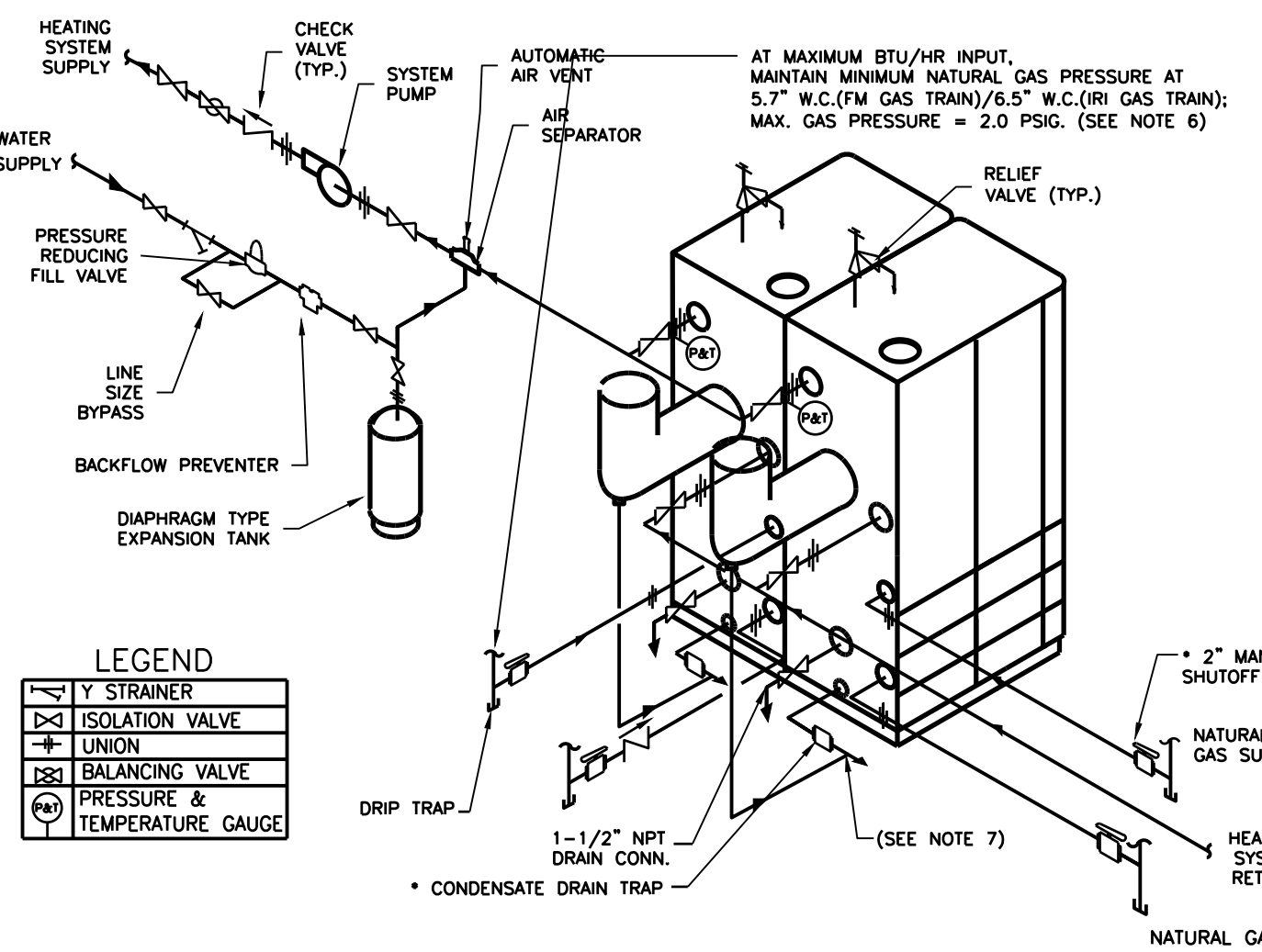
RECTANGULAR FLEXIBLE CONNECTION
NOT TO SCALE



BOILER LOW NOx FM GAS TRAIN DETAIL
NOT TO SCALE

- NOTES:**
- 1) SHELL DRAIN VALVE AND CONDENSATE DRAIN TRAP SHOULD BE ARRANGED TO PERMIT THE FLUIDS TO DRAIN FREELY, BY GRAVITY, TO A CONVENIENT FLOOR DRAIN. RELIEF VALVE SHOULD BE PIPED VERTICALLY TO A HEIGHT 18" ABOVE FLOOR.
 - 2) ALL (*) ITEMS ARE INCLUDED SEPARATELY IN SHIPMENT FROM FACTORY.
 - 3) LOCATE WATER INLET AND OUTLET FITTINGS (I.E. UNIONS, ELBOWS, ETC.) A MINIMUM OF 6" FROM BOILER FITTINGS TO PREVENT INTERFERENCE WITH REMOVAL OF BOILER PANELS AND COVERS. ALL PIPING AND ELECTRIC CONNECTIONS (SERVICE SWITCHES, CONDUIT BOXES) SHOULD LIKEWISE BE 6" AWAY FROM SIDE PANELS.
 - 4) THIS IS A TYPICAL INSTALLATION DRAWING. LOCAL CODES AND AUTHORITIES SHOULD BE CONSULTED.
 - 5) WHEN AVAILABLE GAS PRESSURE IS GREATER THAN 2.0 PSIG, A LOCK-UP STYLE REGULATOR MUST BE INSTALLED DOWNSTREAM OF THE 2" MANUAL SHUTOFF VALVE TO BRING THE GAS PRESSURE DOWN TO 2.0 PSIG.
 - 6) EACH CONDENSATE PORT CAN BE PIPED INDIVIDUALLY TO MAIN DRAIN.
 - 7) PROVIDE DOUBLE LOW WATER CUT-OFF TO COMPLY WITH NYC D.O.B. REQUIREMENTS.

- BOILER INSTALLATION DETAIL:**
1. PROVIDE ACID NEUTRALIZERS FOR THE BOILERS AND FOR ANY DRAINS IN THE BREECING/CHIMNEY.
 2. PIPING BETWEEN THE DRAIN TRAPS OFF THE BOILER TO THE NEUTRALIZER MUST BE CPVC.
 3. PIPING BETWEEN THE DRAIN TRAPS OFF THE BREECING/CHIMNEY TO THE NEUTRALIZER MUST BE CPVC.
 4. ALL BOILERS SHALL BE PROVIDED WITH SECONDARY LOW WATER CUT OFF SWITCH (LWCO).



BENCHMARK GAS FIRED BOILER MULTIPLE UNIT INSTALLATION
NOT TO SCALE

NEW YORK CITY BUILDING DEPARTMENT APPROVAL NOTE
THIS PLAN IS APPROVED ONLY FOR WORK INDICATED ON THE APPLICATION SPECIFICATION SHEET. ALL OTHER MATTERS SHOWN ARE NOT TO BE RELIED UPON, OR TO BE CONSIDERED AS EITHER BEING APPROVED OR IN ACCORDANCE WITH APPLICABLE CODES.

NEW YORK CITY ENERGY CONSERVATION CODE
TO THE BEST OF MY KNOWLEDGE, BELIEF AND PROFESSIONAL JUDGMENT, THESE PLANS AND SPECIFICATIONS ARE IN COMPLIANCE WITH THE NEW YORK CITY ENERGY CONSERVATION CODE.



281
Fifth Avenue
NEW YORK, NY

OWNER:
VICTOR NOMAD LLC

CONSTRUCTION MANAGER:
LEND LEASE
200 PARK AVENUE, 9TH FLOOR
NEW YORK, NY 10016
TEL: 212 592 6700

ARCHITECT:
RAFAEL VINOLI ARCHITECTS PC
50 VANDAM STREET
NEW YORK, NY 10013
TEL: 212 924 5060 FAX: 212 924 5858

STRUCTURAL ENGINEER:
WSP PARSONS BRINCKERHOFF
ONE PENN PLAZA, 4TH FLOOR
NEW YORK, NY 10119
TEL: 212 687 9888

MEP/FIT ENGINEER:
MGE ENGINEERING D.P.C.
116 WEST 32ND STREET, 12TH FLOOR
NEW YORK, NY 10001
TEL: 212 643 9055

GEOTECH CIVIL ENGINEER:
LANGAN ENGINEERING
300 KIMBALL DRIVE, 4TH FLOOR
PARSIPPANY, NJ, 07054
TEL: 973 560 4900

VERTICAL TRANSPORT CONSULTANT:
VAN DEUSEN & ASSOCIATES
120 EAGLE ROCK AVENUE, SUITE 310
EAST RUTHERFORD, NJ, 07073
TEL: 973 994 9220

ENCLOSURE CONSULTANT:
VIDARIS, INC.
360 PARK AVENUE SOUTH, 15TH FLOOR
NEW YORK, NY, 10010
TEL: 212 689 5389

FACADE MAINTENANCE CONSULTANT:
ENTEK ENGINEERING LLC
166 AMES STREET
HACKENSACK, NJ, 07601
TEL: 201 820 2801


ACOUSTICAL CONSULTANT:
CERAMI & ASSOCIATES
404 FIFTH AVENUE
NEW YORK, NY, 10018
TEL: 212 616 4179

LIGHTING CONSULTANT:
ONE LUX STUDIO
158 WEST 29TH STREET, 10TH FLOOR
NEW YORK, NY, 10001
TEL: 212 201 5790

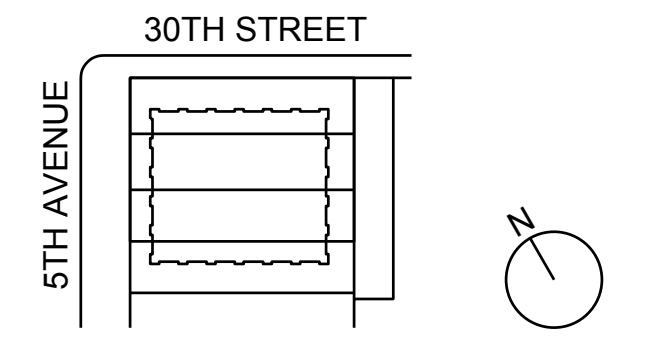
SPECIFICATIONS CONSULTANT:
ROBERT SCHWARTZ & ASSOCIATES
589 EIGHTH AVENUE, 17TH FLOOR
NEW YORK, NY, 10018
TEL: 212 681 3248

ENERGY MODELING CONSULTANT:
STEVEN WINTER ASSOCIATES, INC.
307 SEVENTH AVENUE, SUITE 1701
NEW YORK, NY, 10001
TEL: 212 564 5800

INTERIOR DESIGN CONSULTANT:
BEERS INTERIORS
156 5TH AVENUE, PENTHOUSE 2
NEW YORK, NY, 10010
TEL: 212 352 2020



DATE	DESCRIPTION
02/24/17	DOB PAA
12/12/16	CONST. DOC.
10/31/16	95% CD SET
09/16/16	MEP BID ADDENDUM 2
08/01/16	85% CD
06/15/16	ISSUED FOR BID
04/08/16	PROGRESS DD
04/08/16	DOB SUBMITTAL
01/18/16	FOUNDATION BID
12/18/15	SCHEMATIC DESIGN
04/15/15	DOB SUBMITTAL
ISSUE NO.	DATE
ISSUE NO.	DATE



KEY PLAN AND NORTH SIGN
IF THIS DRAWING IS NOT 42" X 30" IT IS A REDUCED PRINT.
REFER TO GRAPHIC SCALE

PROJECT NUMBER: 6982.00
SCALE: NA

MECHANICAL
DETAILS
SHEET #4

SHEET TITLE:
M-504.01
SHEET NUMBER: 32 OF 42

OWNER:
VICTOR NOMAD LLC

CONSTRUCTION MANAGER:
LEND LEASE
200 PARK AVENUE, 9TH FLOOR
NEW YORK, NY 10016
TEL: 212 592 6700

ARCHITECT:
RAFAEL VINOLY ARCHITECTS PC
50 VANDAM STREET
NEW YORK, NY 10013
TEL: 212 924 5060 FAX: 212 924 5858

STRUCTURAL ENGINEER:
WSP PARSONS BRINCKERHOFF
ONE PENN PLAZA, 4TH FLOOR
NEW YORK, NY 10119
TEL: 212 687 9888

MEP/FIT ENGINEER:
MGE ENGINEERING D.P.C.
116 WEST 32ND STREET, 12TH FLOOR
NEW YORK, NY 10001
TEL: 212 643 9055

GEOTECH CIVIL ENGINEER:
LANGAN ENGINEERING
300 KIMBALL DRIVE, 4TH FLOOR
PARSIPPANY, NJ, 07054
TEL: 973 560 4900

VERTICAL TRANSPORT CONSULTANT:
VAN DEUSEN & ASSOCIATES
120 EAGLE ROCK AVENUE, SUITE 310
EAST HANOVER, NJ, 07936
TEL: 973 994 9220

ENCLOSURE CONSULTANT:
VIDARIS, INC.
360 PARK AVENUE SOUTH, 15TH FLOOR
NEW YORK, NY, 10010
TEL: 212 689 5389

FACADE MAINTENANCE CONSULTANT:
ENTEK ENGINEERING LLC
166 AMES STREET
HACKENSACK, NJ, 07601
TEL: 201 820 2801

ACOUSTICAL CONSULTANT:
CERAMI & ASSOCIATES
404 FIFTH AVENUE
NEW YORK, NY, 10018
TEL: 212 616 4179

LIGHTING CONSULTANT:
ONE LUX STUDIO
158 WEST 29TH STREET, 10TH FLOOR
NEW YORK, NY, 10001
TEL: 212 201 5790

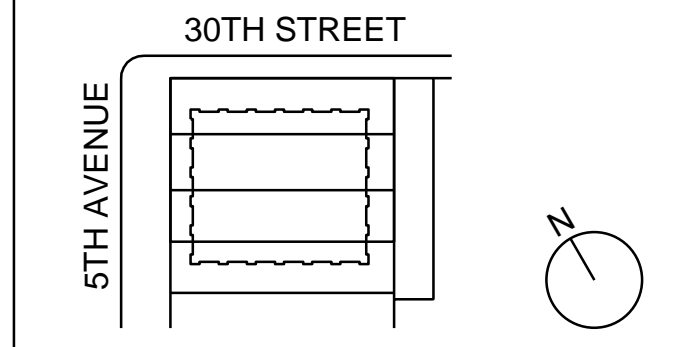
SPECIFICATIONS CONSULTANT:
ROBERT SCHWARTZ & ASSOCIATES
589 EIGHTH AVENUE, 17TH FLOOR
NEW YORK, NY, 10018
TEL: 212 691 3248

ENERGY MODELING CONSULTANT:
STEVEN WINTER ASSOCIATES, INC
307 SEVENTH AVENUE, SUITE 1701
NEW YORK, NY, 10001
TEL: 212 564 5800

INTERIOR DESIGN CONSULTANT:
BEERS INTERIORS
156 5TH AVENUE, PENTHOUSE 2
NEW YORK, NY, 10010
TEL: 212 352 2020



SEAL	DATE	DESCRIPTION
△	02/24/17	DOB PAA
△	02/17/17	BULLETIN #3
△	12/22/16	CONST. DOC. UPDATE
△	12/12/16	CONST. DOC.
△	10/31/16	95% CD SET
△	09/16/16	MEP BID ADDENDUM 2
△	08/01/16	85% CD
△	06/15/16	ISSUED FOR BID
△	04/08/16	PROGRESS DD
△	04/08/16	DOB SUBMITTAL
△	01/18/16	FOUNDATION BID
△	12/18/15	SCHEMATIC DESIGN
△	04/15/15	DOB SUBMITTAL
△	ISSUE DATE	DESCRIPTION



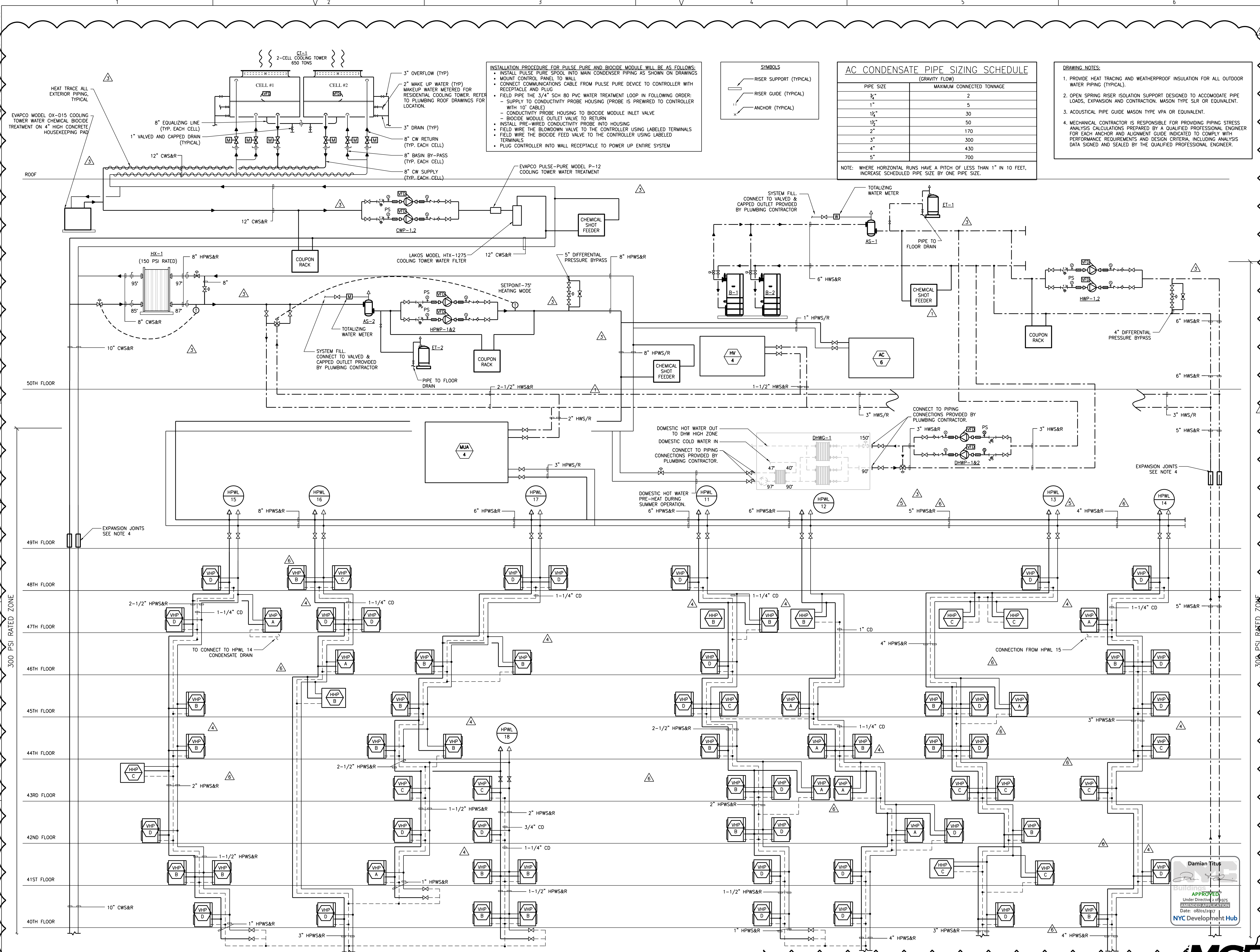
KEY PLAN AND NORTH SIGN
IF THIS DRAWING IS NOT 42" X 30" IT IS
A REDUCED PRINT.
REFER TO GRAPHIC SCALE

PROJECT NUMBER: 6982.00
SCALE: N.T.S.

MECHANICAL RISER DIAGRAM SHEET 1

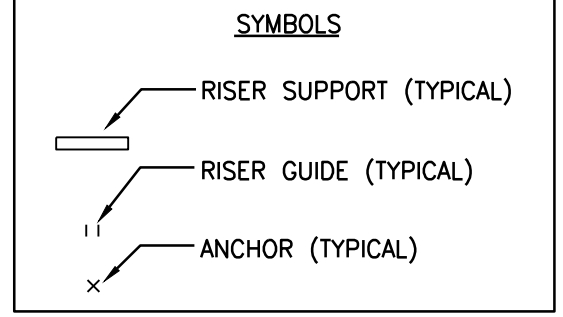
SHEET TITLE:
M-601.01

SHEET NUMBER:
33 OF 42



INSTALLATION PROCEDURE FOR PULSE PURE AND BIOCIDES MODULE WILL BE AS FOLLOWS:

- INSTALL PULSE PURE SPOOL INTO MAIN CONDENSER PIPING AS SHOWN ON DRAWINGS
- MOUNT CONTROL PANEL TO WALL
- CONNECT COMMUNICATIONS CABLE FROM PULSE PURE DEVICE TO CONTROLLER WITH RECEIPTABLE AND PLUG
- FIELD PIPE THE 3/4" SCH 80 PVC WATER TREATMENT LOOP IN FOLLOWING ORDER:
 - SUPPLY TO CONDUCTIVITY PROBE HOUSING (PROBE IS PREWIRED TO CONTROLLER WITH 10' CABLE)
 - CONDUCTIVITY PROBE HOUSING TO BIOCIDES MODULE INLET VALVE
 - BIOCIDES MODULE OUTLET VALVE TO RETURN
- INSTALL PRE-WIRED CONDUCTIVITY PROBE INTO HOUSING
- FIELD WIRE THE BLOWDOWN VALVE TO THE CONTROLLER USING LABELED TERMINALS
- FIELD WIRE THE BIOCIDES FEED VALVE TO THE CONTROLLER USING LABELED TERMINALS
- PLUG CONTROLLER INTO WALL RECEPTACLE TO POWER UP ENTIRE SYSTEM



AC CONDENSATE PIPE SIZING SCHEDULE

(GRAVITY FLOW)

PIPE SIZE	MAXIMUM CONNECTED TONNAGE
1/2"	2
1"	5
1 1/2"	30
2"	50
2 1/2"	170
3"	300
4"	430
5"	700

NOTE: WHERE HORIZONTAL RUNS HAVE A PITCH OF LESS THAN 1" IN 10 FEET, INCREASE SCHEDULED PIPE SIZE BY ONE PIPE SIZE.

DRAWING NOTES:

1. PROVIDE HEAT TRACING AND WEATHERPROOF INSULATION FOR ALL OUTDOOR WATER PIPING (TYPICAL).
2. OPEN SPRING RISER ISOLATION SUPPORT DESIGNED TO ACCOMMODATE PIPE LOADS, EXPANSION AND CONTRACTION. MASON TYPE SLR OR EQUIVALENT.
3. ACOUSTICAL PIPE GUIDE MASON TYPE VPA OR EQUIVALENT.
4. MECHANICAL CONTRACTOR IS RESPONSIBLE FOR PROVIDING PIPING STRESS ANALYSIS CALCULATIONS PREPARED BY A QUALIFIED PROFESSIONAL ENGINEER FOR EACH ANCHOR AND ALIGNMENT GUIDE INDICATED TO COMPLY WITH PERFORMANCE REQUIREMENTS AND DESIGN CRITERIA, INCLUDING ANALYSIS DATA SIGNED AND SEALED BY THE QUALIFIED PROFESSIONAL ENGINEER.

NEW YORK CITY BUILDING DEPARTMENT APPROVAL NOTE
THIS PLAN IS APPROVED ONLY FOR WORK INDICATED ON THE APPLICATION SPECIFICATION SHEET. ALL OTHER MATTERS SHOWN ARE NOT TO BE RELIED UPON, OR TO BE CONSIDERED AS EITHER BEING APPROVED OR IN ACCORDANCE WITH APPLICABLE CODES.

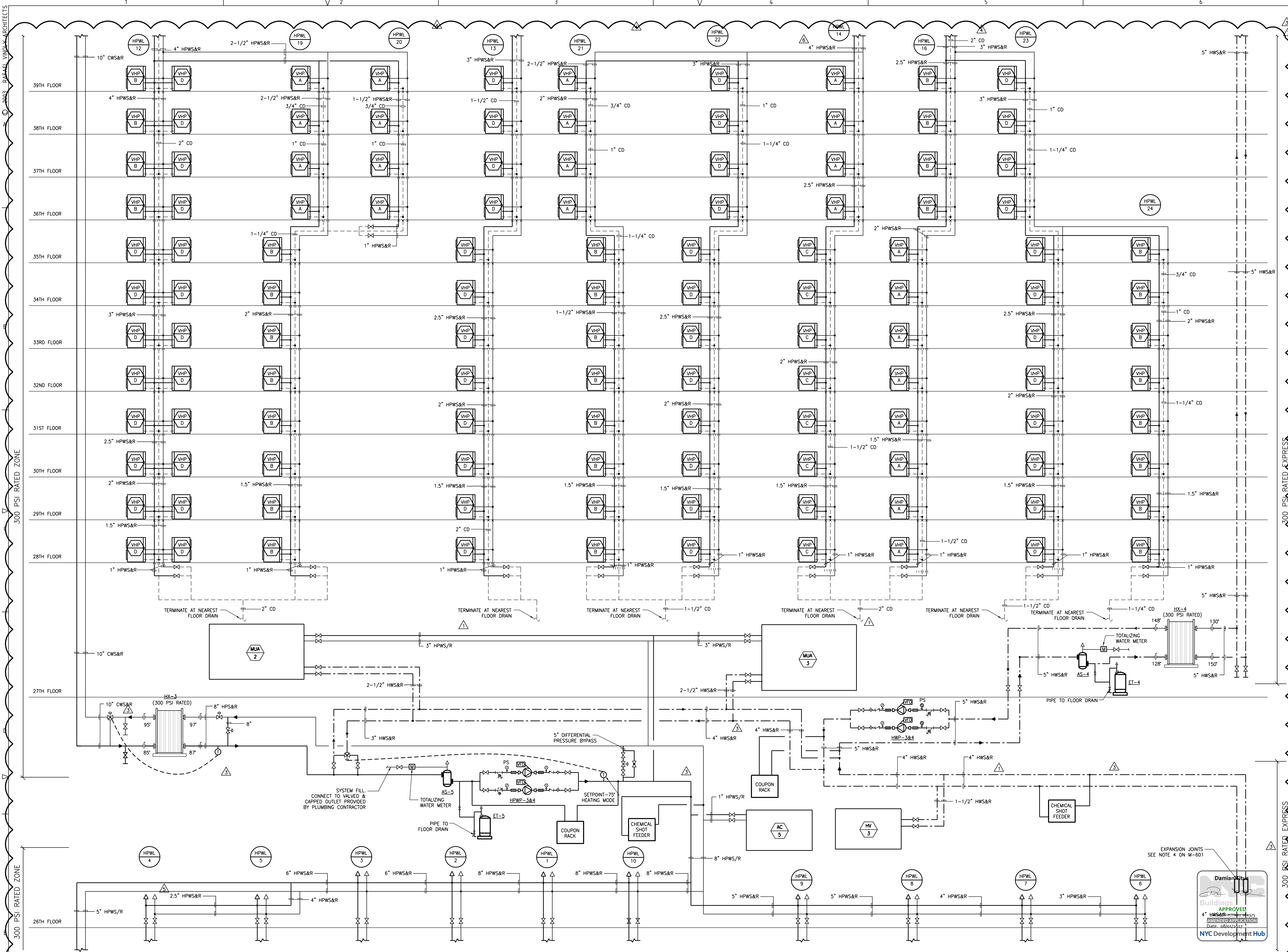
NEW YORK CITY ENERGY CONSERVATION CODE
TO THE BEST OF MY KNOWLEDGE, BELIEF AND PROFESSIONAL JUDGMENT, THESE PLANS AND SPECIFICATIONS ARE IN COMPLIANCE WITH THE NEW YORK CITY ENERGY CONSERVATION CODE.



281 Fifth Avenue

NEW YORK, NY

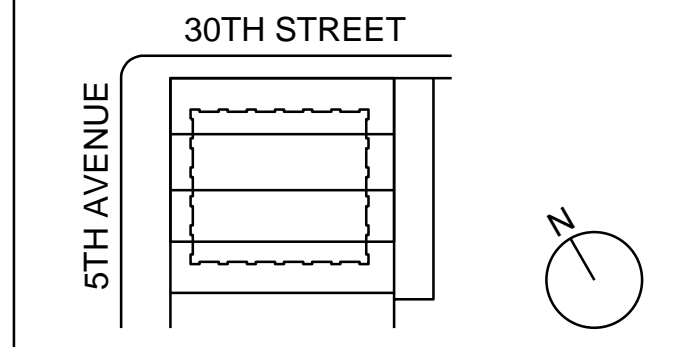
- OWNER:
VICTOR NOMAD LLC
- CONSTRUCTION MANAGER:
LEND LEASE
200 PARK AVENUE, 9TH FLOOR
NEW YORK, NY 10016
TEL: 212 592 6700
- ARCHITECT:
RAFAEL VIÑOLY ARCHITECTS PC
50 VANDAM STREET
NEW YORK, NY 10013
TEL: 212 924 5060 FAX: 212 924 5858
- STRUCTURAL ENGINEER:
WSP PARSONS BRINCKERHOFF
ONE PENN PLAZA, 4TH FLOOR
NEW YORK, NY 10119
TEL: 212 687 9888
- MEDIA/FIT ENGINEER:
MGE ENGINEERING D.P.C.
116 WEST 32ND STREET, 12TH FLOOR
NEW YORK, NY 10001
TEL: 212 643 9055
- GEOTECH CIVIL ENGINEER:
LANGAN ENGINEERING
300 KIMBALL DRIVE, 4TH FLOOR
PARSIPPANY, NJ, 07054
TEL: 973 560 4900
- VERTICAL TRANSPORT CONSULTANT:
VAN DEUSEN & ASSOCIATES
120 EAGLE ROCK AVENUE, SUITE 310
EAST HANOVER, NJ, 07836
TEL: 973 994 9220
- ENCLOSURE CONSULTANT:
VIDARIS, INC.
360 PARK AVENUE SOUTH, 15TH FLOOR
NEW YORK, NY, 10010
TEL: 212 689 5389
- FACADE MAINTENANCE CONSULTANT:
ENTEK ENGINEERING LLC
166 AMES STREET
HACKENSACK, NJ, 07601
TEL: 201 820 2801
- ACOUSTICAL CONSULTANT:
CERAMI & ASSOCIATES
404 FIFTH AVENUE
NEW YORK, NY, 10018
TEL: 212 616 4179
- LIGHTING CONSULTANT:
ONE LUX STUDIO
158 WEST 29TH STREET, 10TH FLOOR
NEW YORK, NY, 10001
TEL: 212 201 5790
- SPECIFICATIONS CONSULTANT:
ROBERT SCHWARTZ & ASSOCIATES
589 EIGHTH AVENUE, 17TH FLOOR
NEW YORK, NY, 10018
TEL: 212 691 3248
- ENERGY MODELING CONSULTANT:
STEVEN WINTER ASSOCIATES, INC.
307 SEVENTH AVENUE, SUITE 1701
NEW YORK, NY, 10001
TEL: 212 564 5800
- INTERIOR DESIGN CONSULTANT:
BEERS INTERIORS
156 5TH AVENUE, PENTHOUSE 2
NEW YORK, NY, 10010
TEL: 212 352 2020



SEAL

DATE	DESCRIPTION
02/24/17	DOB PAA
02/17/17	BULLETIN #3
12/22/16	CONST. DOC. UPDATE
12/12/16	CONST. DOC.
10/31/16	95% CD SET
09/16/16	MEP BID ADDENDUM 2
08/01/16	85% CD
06/15/16	ISSUED FOR BID
04/08/16	PROGRESS DD
04/08/16	DOB SUBMITTAL
01/18/16	FOUNDATION BID
12/18/15	SCHEMATIC DESIGN
04/15/15	DOB SUBMITTAL

ISSUE NO. DATE DESCRIPTION



KEY PLAN AND NORTH SIGN
IF THIS DRAWING IS NOT 42" X 30" IT IS A REDUCED PRINT.
REFER TO GRAPHIC SCALE

PROJECT NUMBER: 6982.00
SCALE: N.T.S.

MECHANICAL RISER DIAGRAM SHEET 2


SHEET TITLE: M-602.00
SHEET NUMBER: 34 OF 42

NEW YORK CITY BUILDING DEPARTMENT APPROVAL NOTE
THIS PLAN IS APPROVED ONLY FOR WORK INDICATED ON THE APPLICATION SPECIFICATION SHEET. ALL OTHER MATTERS SHOWN ARE NOT TO BE RELIED UPON, OR TO BE CONSIDERED AS EITHER BEING APPROVED OR IN ACCORDANCE WITH APPLICABLE CODES.

NEW YORK CITY ENERGY CONSERVATION CODE
TO THE BEST OF MY KNOWLEDGE, BELIEF AND PROFESSIONAL JUDGMENT, THESE PLANS AND SPECIFICATIONS ARE IN COMPLIANCE WITH THE NEW YORK CITY ENERGY CONSERVATION CODE.



300 PSI RATED ZONE



281

Fifth Avenue
NEW YORK, NY

OWNER:
VICTOR NOMAD LLC

CONSTRUCTION MANAGER:
LEND LEASE
200 PARK AVENUE, 9TH FLOOR
NEW YORK, NY 10166
TEL: 212 592 6700

ARCHITECT:
RAFAEL VIÑOLY ARCHITECTS PC
50 VANDAM STREET
NEW YORK, NY 10013
TEL: 212 924 5060 FAX: 212 924 5858

STRUCTURAL ENGINEER:
WSP PARSONS BRINCKERHOFF
ONE PENN PLAZA, 4TH FLOOR
NEW YORK, NY 10119
TEL: 212 687 9888

MEP/FIT ENGINEER:
MGE ENGINEERING D.P.C.
116 WEST 32ND STREET, 12TH FLOOR
NEW YORK, NY 10001
TEL: 212 643 9055

GEOTECH CIVIL ENGINEER:
LANGAN ENGINEERING
300 KIMBALL DRIVE, 4TH FLOOR
PARSIPPANY, NJ, 07054
TEL: 973 560 4900

VERTICAL TRANSPORT CONSULTANT:
VAN DEUSEN & ASSOCIATES
120 EAGLE ROCK AVENUE, SUITE 310
EAST HANOVER, NJ, 07936
TEL: 973 994 9220

ENCLOSURE CONSULTANT:
VIDARIS, INC.
360 PARK AVENUE SOUTH, 15TH FLOOR
NEW YORK, NY, 10010
TEL: 212 689 5389

FACADE MAINTENANCE CONSULTANT:
ENTEK ENGINEERING LLC
166 AMES STREET
HACKENSACK, NJ, 07601
TEL: 201 820 2801

ACOUSTICAL CONSULTANT:
CERAMI & ASSOCIATES
404 FIFTH AVENUE
NEW YORK, NY, 10018
TEL: 212 616 4179

LIGHTING CONSULTANT:
ONE LUX STUDIO
158 WEST 29TH STREET, 10TH FLOOR
NEW YORK, NY, 10001
TEL: 212 201 5790

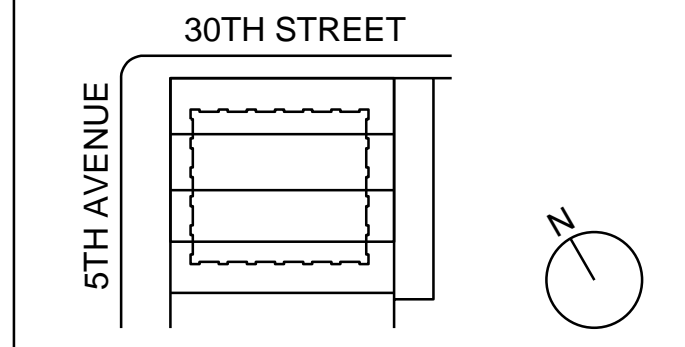
SPECIFICATIONS CONSULTANT:
ROBERT SCHWARTZ & ASSOCIATES
589 EIGHTH AVENUE, 17TH FLOOR
NEW YORK, NY, 10018
TEL: 212 691 3248

ENERGY MODELING CONSULTANT:
STEVEN WINTER ASSOCIATES, INC.
307 SEVENTH AVENUE, SUITE 1701
NEW YORK, NY, 10001
TEL: 212 564 5800

INTERIOR DESIGN CONSULTANT:
BEERS INTERIORS
156 5TH AVENUE, PENTHOUSE 2
NEW YORK, NY, 10010
TEL: 212 352 2020



NO.	DATE	DESCRIPTION
1	02/24/17	DOB PAA
2	12/12/16	CONST. DOC.
3	10/31/16	95% CD SET
4	09/16/16	MEP BID ADDENDUM 2
5	08/01/16	85% CD
6	06/15/16	ISSUED FOR BID
7	04/08/16	PROGRESS DD
8	04/08/16	DOB SUBMITTAL
9	01/18/16	FOUNDATION BID
10	12/18/15	SCHEMATIC DESIGN
11	04/15/15	DOB SUBMITTAL
12	ISSUE DATE	ISSUE DESCRIPTION



KEY PLAN AND NORTH SIGN
IF THIS DRAWING IS NOT 42" X 30" IT IS
A REDUCED PRINT.
REFER TO GRAPHIC SCALE

PROJECT NUMBER: 6982.00
SCALE: N.T.S.


MECHANICAL RISER DIAGRAM SHEET 3

SHEET TITLE: M-603.00

SHEET NUMBER: 35 OF 42

NEW YORK CITY BUILDING DEPARTMENT APPROVAL NOTE
THIS PLAN IS APPROVED ONLY FOR WORK INDICATED ON THE APPLICATION SPECIFICATION SHEET. ALL OTHER MATTERS SHOWN ARE NOT TO BE RELIED UPON, OR TO BE CONSIDERED AS EITHER BEING APPROVED OR IN ACCORDANCE WITH APPLICABLE CODES.

NEW YORK CITY ENERGY CONSERVATION CODE
TO THE BEST OF MY KNOWLEDGE, BELIEF AND PROFESSIONAL JUDGMENT, THESE PLANS AND SPECIFICATIONS ARE IN COMPLIANCE WITH THE NEW YORK CITY ENERGY CONSERVATION CODE.



281 Fifth Avenue NEW YORK, NY

OWNER:
VICTOR NOMAD LLC

CONSTRUCTION MANAGER:
LEND LEASE
200 PARK AVENUE, 9TH FLOOR
NEW YORK, NY 10166
TEL: 212 592 6700

ARCHITECT:
RAFAEL VIÑOLY ARCHITECTS PC
50 VANDAM STREET
NEW YORK, NY 10013
TEL: 212 924 5060 FAX: 212 924 5858

STRUCTURAL ENGINEER:
WSP PARSONS BRINCKERHOFF
ONE PENN PLAZA, 4TH FLOOR
NEW YORK, NY 10119
TEL: 212 687 9888

MED/FIT ENGINEER:
MGE ENGINEERING D.P.C.
116 WEST 32ND STREET, 12TH FLOOR
NEW YORK, NY 10001
TEL: 212 643 9055

GEOTECH CIVIL ENGINEER:
LANGAN ENGINEERING
300 KIMBALL DRIVE, 4TH FLOOR
PARSIPPANY, NJ, 07054
TEL: 973 560 4900

VERTICAL TRANSPORT CONSULTANT:
VAN DEUSEN & ASSOCIATES
120 EAGLE ROCK AVENUE, SUITE 310
EAST HANOVER, NJ, 07836
TEL: 973 994 9220

ENCLOSURE CONSULTANT:
VIDARIS, INC.
360 PARK AVENUE SOUTH, 15TH FLOOR
NEW YORK, NY, 10010
TEL: 212 689 5389

FACADE MAINTENANCE CONSULTANT:
ENTEK ENGINEERING LLC
166 AMES STREET
HACKENSACK, NJ, 07601
TEL: 201 820 2801

ACOUSTICAL CONSULTANT:
CERAMI & ASSOCIATES
404 FIFTH AVENUE
NEW YORK, NY, 10018
TEL: 212 616 4179

LIGHTING CONSULTANT:
ONE LUX STUDIO
158 WEST 29TH STREET, 10TH FLOOR
NEW YORK, NY, 10001
TEL: 212 212 5790

SPECIFICATIONS CONSULTANT:
ROBERT SCHWARTZ & ASSOCIATES
589 EIGHTH AVENUE, 17TH FLOOR
NEW YORK, NY, 10018
TEL: 212 691 3248

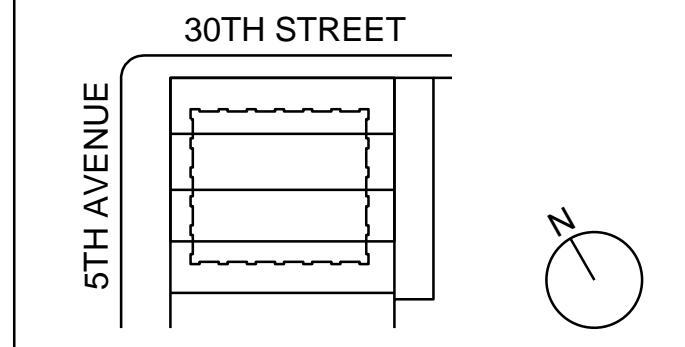
ENERGY MODELING CONSULTANT:
STEVEN WINTER ASSOCIATES, INC
307 SEVENTH AVENUE, SUITE 1701
NEW YORK, NY, 10001
TEL: 212 564 5800

INTERIOR DESIGN CONSULTANT:
BEERS INTERIORS
156 5TH AVENUE, PENTHOUSE 2
NEW YORK, NY, 10010
TEL: 212 352 2020



SEAL

02/24/17	DOB PAA
02/17/17	BULLETIN #3
12/12/16	CONST. DOC.
10/31/16	95% CD SET
09/16/16	MEP BID ADDENDUM 2
08/01/16	85% CD
06/15/16	ISSUED FOR BID
04/08/16	PROGRESS DD
04/08/16	DOB SUBMITTAL
01/18/16	FOUNDATION BID
12/18/15	SCHEMATIC DESIGN
04/15/15	DOB SUBMITTAL
ISSUE NO.	DATE
	DESCRIPTION

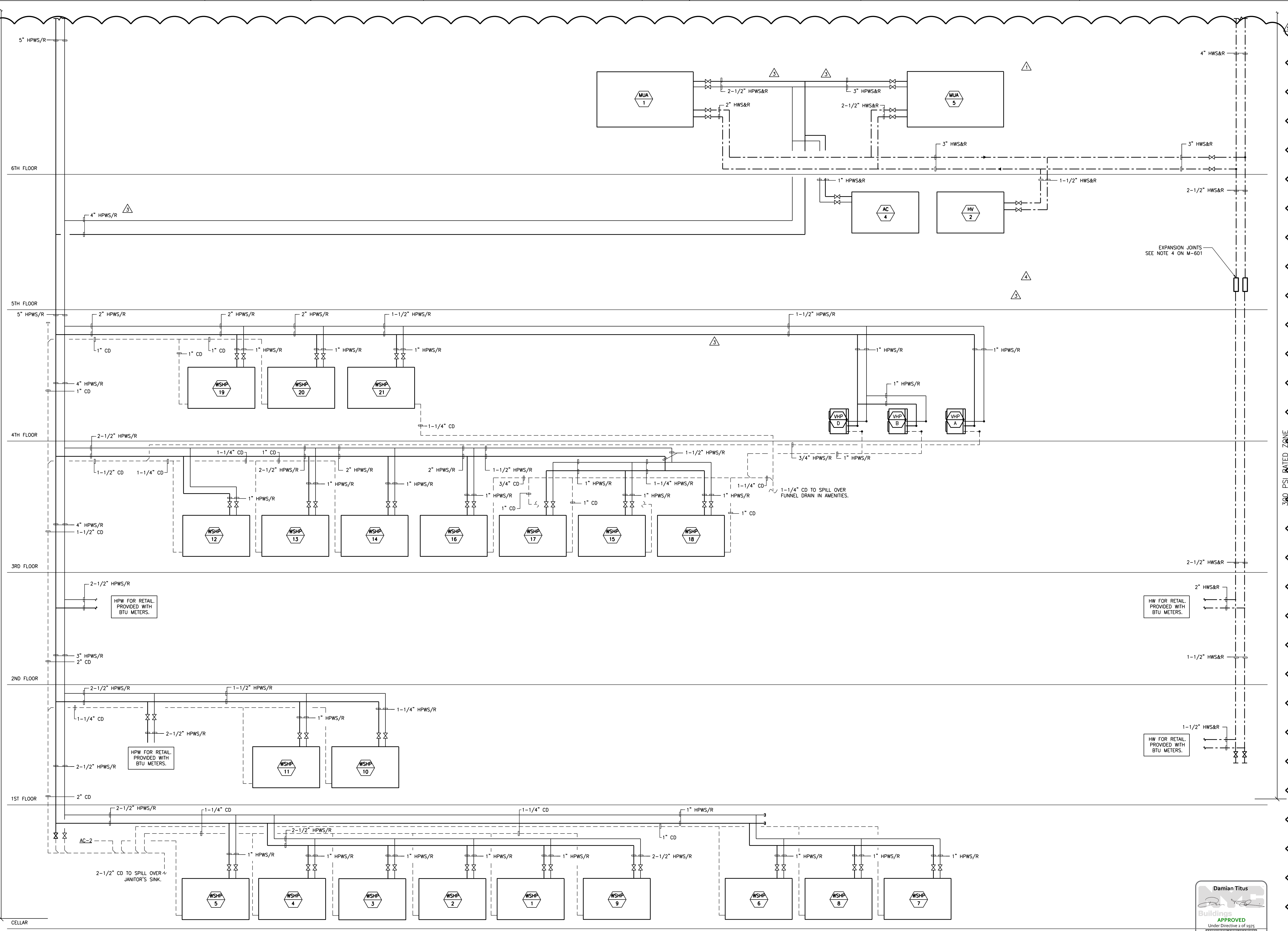


KEY PLAN AND NORTH SIGN
IF THIS DRAWING IS NOT 42" X 30" IT IS A REDUCED PRINT.
REFER TO GRAPHIC SCALE

PROJECT NUMBER: 6982.00
SCALE: N.T.S.

MECHANICAL RISER DIAGRAM SHEET 4

SHEET TITLE:
M-604.00
SHEET NUMBER: 36 OF 42



NEW YORK CITY BUILDING DEPARTMENT APPROVAL NOTE
THIS PLAN IS APPROVED ONLY FOR WORK INDICATED ON THE APPLICATION SPECIFICATION SHEET. ALL OTHER MATTERS SHOWN ARE NOT TO BE RELIED UPON, OR TO BE CONSIDERED AS EITHER BEING APPROVED OR IN ACCORDANCE WITH APPLICABLE CODES.

NEW YORK CITY ENERGY CONSERVATION CODE
TO THE BEST OF MY KNOWLEDGE, BELIEF AND PROFESSIONAL JUDGMENT, THESE PLANS AND SPECIFICATIONS ARE IN COMPLIANCE WITH THE NEW YORK CITY ENERGY CONSERVATION CODE.



OWNER:
VICTOR NOMAD LLC

CONSTRUCTION MANAGER:
LEND LEASE
200 PARK AVENUE, 9TH FLOOR
NEW YORK, NY 10166
TEL: 212 592 6700

ARCHITECT:
RAFAEL VINOLY ARCHITECTS PC
50 VANDAM STREET
NEW YORK, NY 10013
TEL: 212 924 5060 FAX: 212 924 5858

STRUCTURAL ENGINEER:
WSP PARSONS BRINCKERHOFF
ONE PENN PLAZA, 4TH FLOOR
NEW YORK, NY 10119
TEL: 212 687 9888

MEP/FIT ENGINEER:
MGE ENGINEERING D.P.C.
116 WEST 32ND STREET, 12TH FLOOR
NEW YORK, NY 10001
TEL: 212 643 9055

GEOTECH CIVIL ENGINEER:
LANGAN ENGINEERING
300 KIMBALL DRIVE, 4TH FLOOR
PARSIPPANY, NJ, 07054
TEL: 973 560 4900

VERTICAL TRANSPORT CONSULTANT:
VAN DEUSEN & ASSOCIATES
120 SABLE ROCK AVENUE, SUITE 310
EAST HAVEN, NJ, 07836
TEL: 973 994 9220

ENCLOSURE CONSULTANT:
VIDARIS, INC.
360 PARK AVENUE SOUTH, 15TH FLOOR
NEW YORK, NY, 10010
TEL: 212 689 5389

FAÇADE MAINTENANCE CONSULTANT:
ENTEK ENGINEERING LLC
166 AMES STREET
HACKENSACK, NJ, 07601
TEL: 201 820 2801

ACOUSTICAL CONSULTANT:
CERAMI & ASSOCIATES
404 FIFTH AVENUE
NEW YORK, NY, 10018
TEL: 212 616 4179

LIGHTING CONSULTANT:
ONE LUX STUDIO
158 WEST 29TH STREET, 10TH FLOOR
NEW YORK, NY, 10001
TEL: 212 201 5790

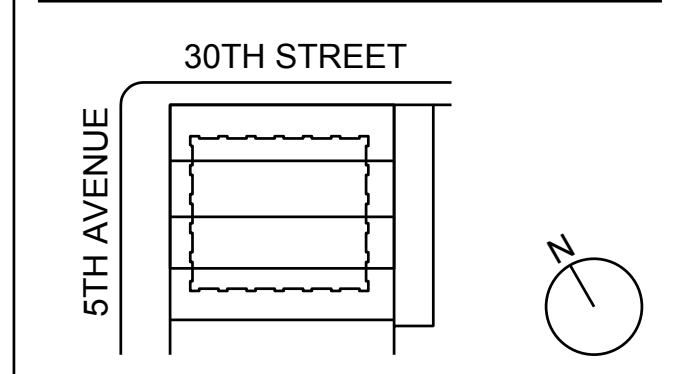
SPECIFICATIONS CONSULTANT:
ROBERT SCHWARTZ & ASSOCIATES
589 EIGHTH AVENUE, 17TH FLOOR
NEW YORK, NY, 10018
TEL: 212 691 3248

ENERGY MODELING CONSULTANT:
STEVEN WINTER ASSOCIATES, INC
307 SEVENTH AVENUE, SUITE 1701
NEW YORK, NY, 10001
TEL: 212 564 5800

INTERIOR DESIGN CONSULTANT:
BEERS INTERIORS
156 5TH AVENUE, PENTHOUSE 2
NEW YORK, NY, 10010
TEL: 212 352 2020



DATE	DESCRIPTION
02/24/17	DOB PAA
02/17/17	BULLETIN #3
12/12/16	CONST. DOC.
10/31/16	95% CD SET
09/16/16	MEP BID ADDENDUM 2
08/01/16	85% CD
06/15/16	ISSUED FOR BID
04/08/16	PROGRESS DD
04/08/16	DOB SUBMITTAL
01/18/16	FOUNDATION BID
12/18/15	SCHEMATIC DESIGN
04/15/15	DOB SUBMITTAL
ISSUE NO.	ISSUE DATE
	DESCRIPTION

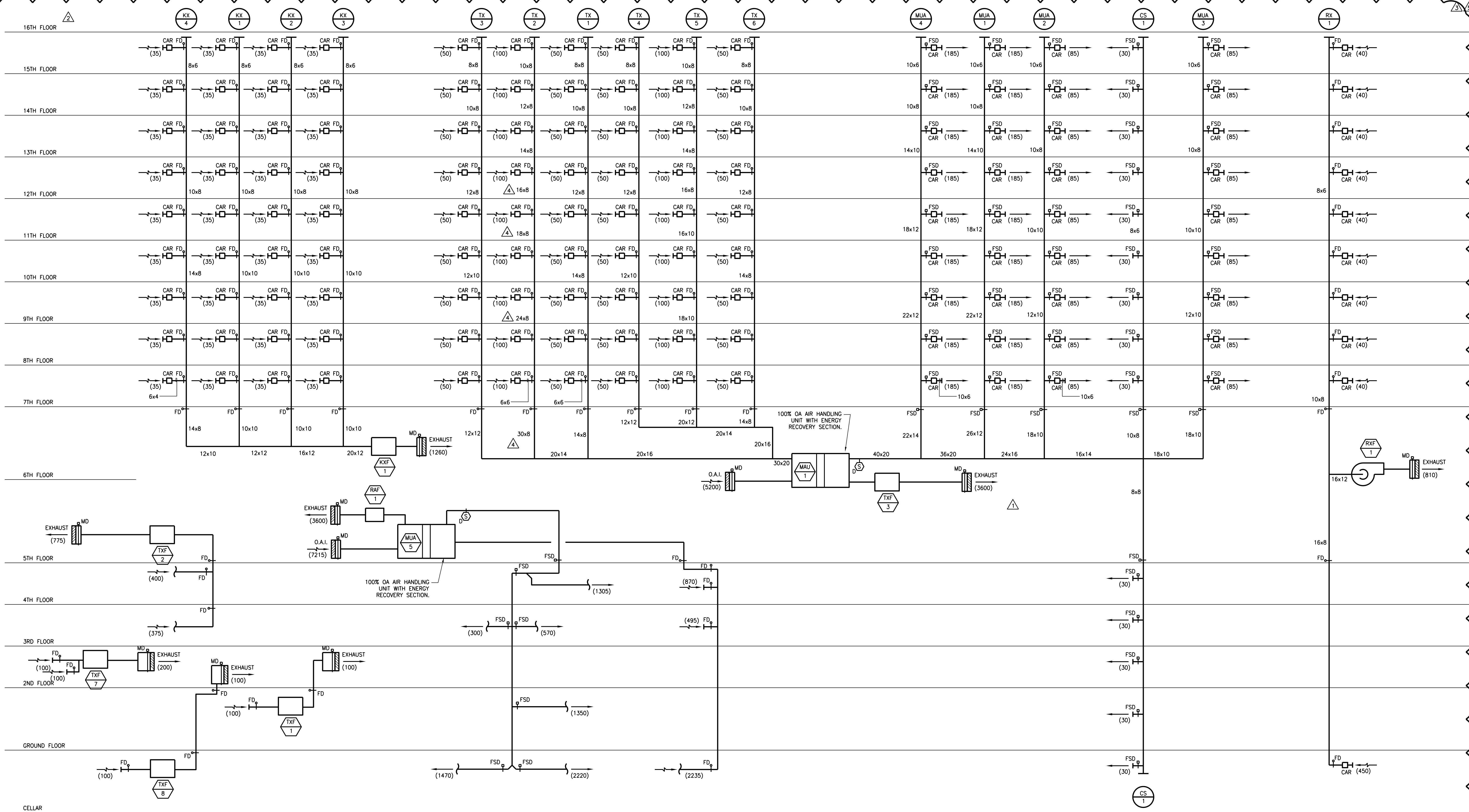


IF THIS DRAWING IS NOT 42" X 30" IT IS A REDUCED PRINT.
REFER TO GRAPHIC SCALE

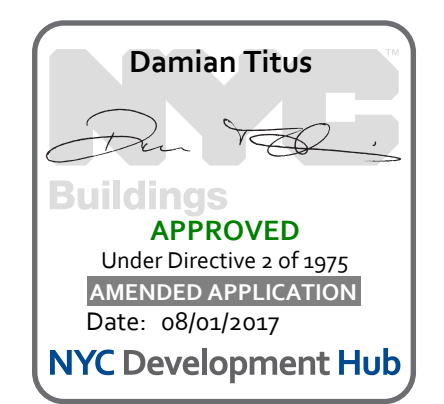
PROJECT NUMBER: 6982.00
SCALE: N.T.S.

MECHANICAL
AIR RISER DIAGRAM
SHEET #1

SHEET TITLE:
M-605.00
SHEET NUMBER: 37 OF 42




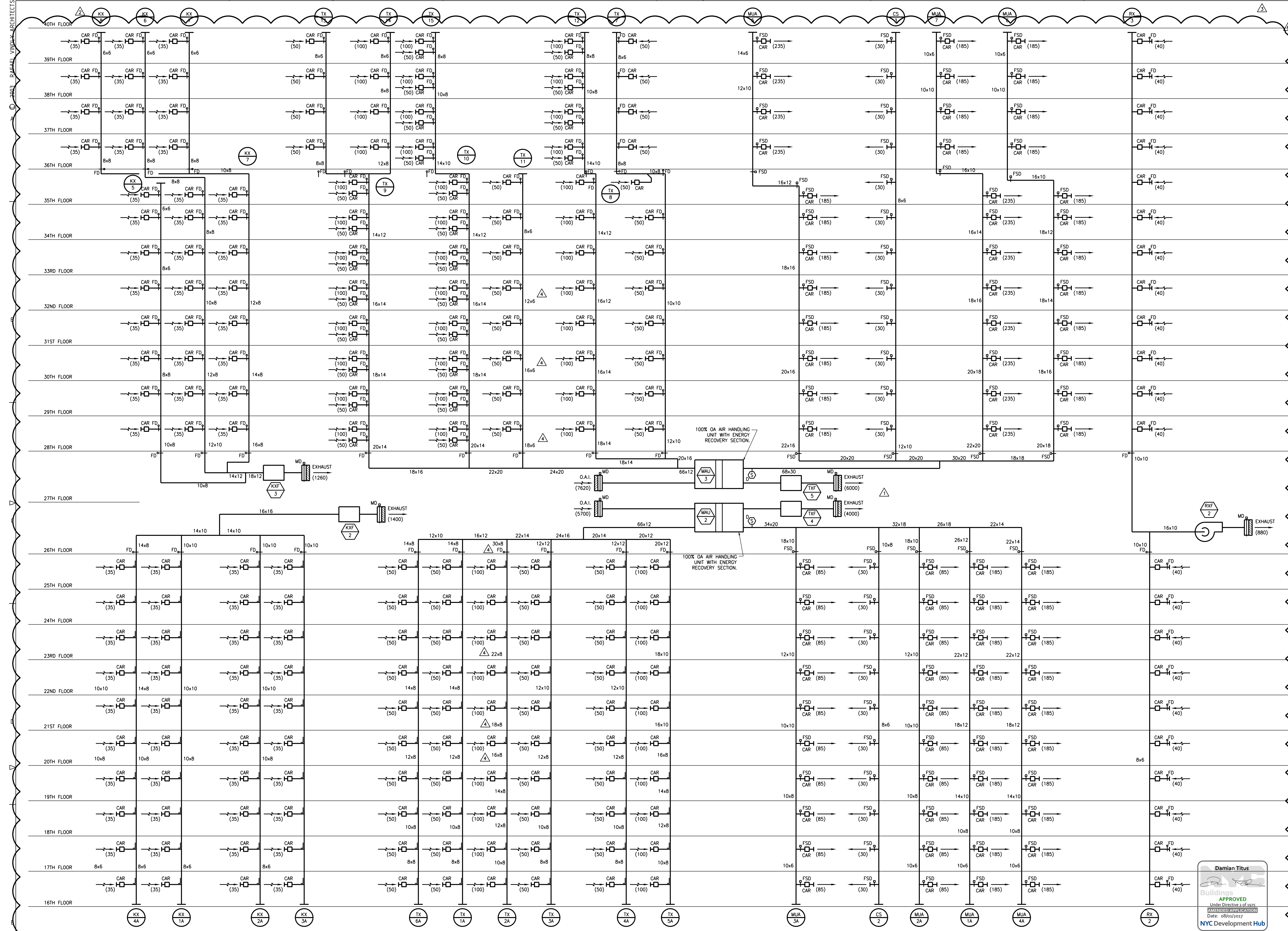
- DRAWING NOTES:**
- TOILET EXHAUST, GENERAL KITCHEN EXHAUST, REFUSE EXHAUST & CORRIDOR SUPPLY BRANCH DUCTS SHALL BE PROVIDED WITH "ALDES" CONSTANT AIR REGULATORS.
 - ALL OUTSIDE AIR, MAKEUP AIR, AND SUPPLY DUCTWORK SHALL BE PROVIDED W/ MINIMUM 1/2" THICK EXTERNAL INSULATION. DUCTWORK W/ INTERNAL ACOUSTICAL LINING DOES NOT NEED TO BE EXTERNALLY INSULATED.
 - PROVIDE 1" THICK ACOUSTICAL LINING AND 16 GAUGE DUCTWORK FOR A DISTANCE OF 30'-0" FROM ALL FANS. DUCT SIZES SHOWN REPRESENT CLEAR INSIDE DIMENSIONS.
 - ALL RX, TX, & KX RISERS WILL NOT BE INSULATED. DIMENSIONS SHOWN ON RISER REFLECT ACTUAL DUCT SHEETMETAL SIZE. 2 INCH CLEARANCE SHALL BE PROVIDED ON ALL SIDES BETWEEN DUCT AND SHAFT.
 - ALL CS AND MUA RISERS WILL HAVE 1/2" INSULATION. DIMENSIONS ON RISER DO NOT INCLUDE INSULATION. 2 INCH CLEARANCE SHALL BE PROVIDED ON ALL SIDES BETWEEN DUCT AND SHAFT.
 - ALL TOILET AND GENERAL KITCHEN EXHAUST BRANCH DUCTS CONNECTED TO RISERS WITH DOWNWARD AIRFLOW AND NOT UTILIZING 22" AIRBOOTS SHALL BE PROVIDED WITH 1/2" THICK ACOUSTICAL LINING.
 - REFER TO MECHANICAL FLOOR PLANS FOR DUCTWORK OFFSETS AND FIRE, FIRE-SMoke DAMPER LOCATIONS.



NEW YORK CITY BUILDING DEPARTMENT APPROVAL NOTE
THIS PLAN IS APPROVED ONLY FOR WORK INDICATED ON THE APPLICATION SPECIFICATION SHEET. ALL OTHER MATTERS SHOWN ARE NOT TO BE RELIED UPON, OR TO BE CONSIDERED AS EITHER BEING APPROVED OR IN ACCORDANCE WITH APPLICABLE CODES.

NEW YORK CITY ENERGY CONSERVATION CODE
TO THE BEST OF MY KNOWLEDGE, BELIEF AND PROFESSIONAL JUDGMENT, THESE PLANS AND SPECIFICATIONS ARE IN COMPLIANCE WITH THE NEW YORK CITY ENERGY CONSERVATION CODE.





281 Fifth Avenue

NEW YORK, NY

OWNER:
VICTOR NOMAD LLC

CONSTRUCTION MANAGER:
LEND LEASE
200 PARK AVENUE, 9TH FLOOR
NEW YORK, NY 10166
TEL: 212 592 6700

ARCHITECT:
RAFAEL VIÑOLY ARCHITECTS PC
50 VANDAM STREET
NEW YORK, NY 10013
TEL: 212 924 5060 FAX: 212 924 5858

STRUCTURAL ENGINEER:
WSP PARSONS BRINCKERHOFF
ONE PENN PLAZA, 4TH FLOOR
NEW YORK, NY 10119
TEL: 212 687 9888

MECHANICAL ENGINEER:
MGE ENGINEERING D.P.C.
116 WEST 32ND STREET, 12TH FLOOR
NEW YORK, NY 10001
TEL: 212 643 9055

GEOTECH CIVIL ENGINEER:
LANGAN ENGINEERING
300 KIMBALL DRIVE, 4TH FLOOR
PARSIPPANY, NJ, 07054
TEL: 973 560 4900

VERTICAL TRANSPORT CONSULTANT:
VAN DEUSEN & ASSOCIATES
120 EAGLE ROCK AVENUE, SUITE 310
EAST HANOVER, NJ, 07836
TEL: 973 994 9220

ENCLOSURE CONSULTANT:
VIDARIS, INC.
360 PARK AVENUE SOUTH, 15TH FLOOR
NEW YORK, NY, 10010
TEL: 212 689 5389

FACADE MAINTENANCE CONSULTANT:
ENTEK ENGINEERING LLC
166 AMES STREET
HACKENSACK, NJ, 07601
TEL: 201 820 2801

ACOUSTICAL CONSULTANT:
CERAMI & ASSOCIATES
404 FIFTH AVENUE
NEW YORK, NY, 10018
TEL: 212 616 4179

LIGHTING CONSULTANT:
ONE LUX STUDIO
158 WEST 29TH STREET, 10TH FLOOR
NEW YORK, NY, 10001
TEL: 212 201 5790

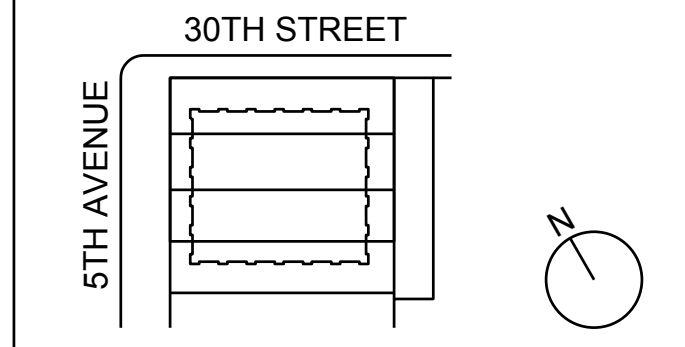
SPECIFICATIONS CONSULTANT:
ROBERT SCHWARTZ & ASSOCIATES
589 EIGHTH AVENUE, 17TH FLOOR
NEW YORK, NY, 10018
TEL: 212 691 3248

ENERGY MODELING CONSULTANT:
STEVEN WINTER ASSOCIATES, INC.
307 SEVENTH AVENUE, SUITE 1701
NEW YORK, NY, 10001
TEL: 212 564 5800

INTERIOR DESIGN CONSULTANT:
BEERS INTERIORS
156 5TH AVENUE, PENTHOUSE 2
NEW YORK, NY, 10010
TEL: 212 352 2020



NO.	DATE	DESCRIPTION
02/24/17	DOB PAA	
02/17/17	BULLETIN #3	
12/12/16	CONST. DOC.	
10/31/16	95% CD SET	
09/16/16	MEP BID ADDENDUM 2	
08/01/16	85% CD	
06/15/16	ISSUED FOR BID	
04/08/16	PROGRESS DD	
04/08/16	DOB SUBMITTAL	
01/18/16	FOUNDATION BID	
12/18/15	SCHEMATIC DESIGN	
04/15/15	DOB SUBMITTAL	
ISSUE NO.	DATE	DESCRIPTION



KEY PLAN AND NORTH SIGN
IF THIS DRAWING IS NOT 42" X 30" IT IS
A REDUCED PRINT.
REFER TO GRAPHIC SCALE


PROJECT NUMBER: 6982.00
SCALE: N.T.S.

MECHANICAL
AIR RISER DIAGRAM
SHEET #2

SHEET TITLE:
M-606.00
SHEET NUMBER: 38 OF 42

NEW YORK CITY BUILDING DEPARTMENT APPROVAL NOTE
THIS PLAN IS APPROVED ONLY FOR WORK INDICATED ON THE APPLICATION SPECIFICATION SHEET. ALL OTHER MATTERS SHOWN ARE NOT TO BE RELIED UPON, OR TO BE CONSIDERED AS EITHER BEING APPROVED OR IN ACCORDANCE WITH APPLICABLE CODES.

NEW YORK CITY ENERGY CONSERVATION CODE
TO THE BEST OF MY KNOWLEDGE, BELIEF AND PROFESSIONAL JUDGMENT, THESE PLANS AND SPECIFICATIONS ARE IN COMPLIANCE WITH THE NEW YORK CITY ENERGY CONSERVATION CODE.



281

Fifth Avenue
NEW YORK, NY

OWNER:
VICTOR NOMAD LLC

CONSTRUCTION MANAGER:
LEND LEASE
200 PARK AVENUE, 9TH FLOOR
NEW YORK, NY 10166
TEL: 212 592 6700

ARCHITECT:
RAFAEL VIÑOLY ARCHITECTS PC
50 VANDAM STREET
NEW YORK, NY 10013
TEL: 212 924 5060 FAX: 212 924 5858

STRUCTURAL ENGINEER:
WSP PARSONS BRINCKERHOFF
ONE PENN PLAZA, 4TH FLOOR
NEW YORK, NY 10119
TEL: 212 687 9888

MED/FIT ENGINEER:
MGE ENGINEERING D.P.C.
116 WEST 32ND STREET, 12TH FLOOR
NEW YORK, NY 10001
TEL: 212 643 9055

GEOTECH CIVIL ENGINEER:
LANGAN ENGINEERING
300 KIMBALL DRIVE, 4TH FLOOR
PARSIPPANY, NJ, 07054
TEL: 973 560 4900

VERTICAL TRANSPORT CONSULTANT:
VAN DEUSEN & ASSOCIATES
120 EAGLE ROCK AVENUE, SUITE 310
EAST HANOVER, NJ, 07836
TEL: 973 994 9220

ENCLOSURE CONSULTANT:
VIDARIS, INC.
360 PARK AVENUE SOUTH, 15TH FLOOR
NEW YORK, NY 10010
TEL: 212 689 5389

FACADE MAINTENANCE CONSULTANT:
ENTEK ENGINEERING LLC
166 AMES STREET
HACKENSACK, NJ, 07601
TEL: 201 820 2801

ACOUSTICAL CONSULTANT:
CERAMI & ASSOCIATES
404 FIFTH AVENUE
NEW YORK, NY 10018
TEL: 212 616 4179

LIGHTING CONSULTANT:
ONE LUX STUDIO
158 WEST 29TH STREET, 10TH FLOOR
NEW YORK, NY 10001
TEL: 212 201 5790

SPECIFICATIONS CONSULTANT:
ROBERT SCHWARTZ & ASSOCIATES
589 EIGHTH AVENUE, 17TH FLOOR
NEW YORK, NY 10018
TEL: 212 691 3248

ENERGY MODELING CONSULTANT:
STEVEN WINTER ASSOCIATES, INC.
307 SEVENTH AVENUE, SUITE 1701
NEW YORK, NY 10001
TEL: 212 564 5800

INTERIOR DESIGN CONSULTANT:
BEERS INTERIORS
156 5TH AVENUE, PENTHOUSE 2
NEW YORK, NY 10010
TEL: 212 352 2020

51ST FLOOR

50TH FLOOR

49TH FLOOR

48TH FLOOR

47TH FLOOR

46TH FLOOR

45TH FLOOR


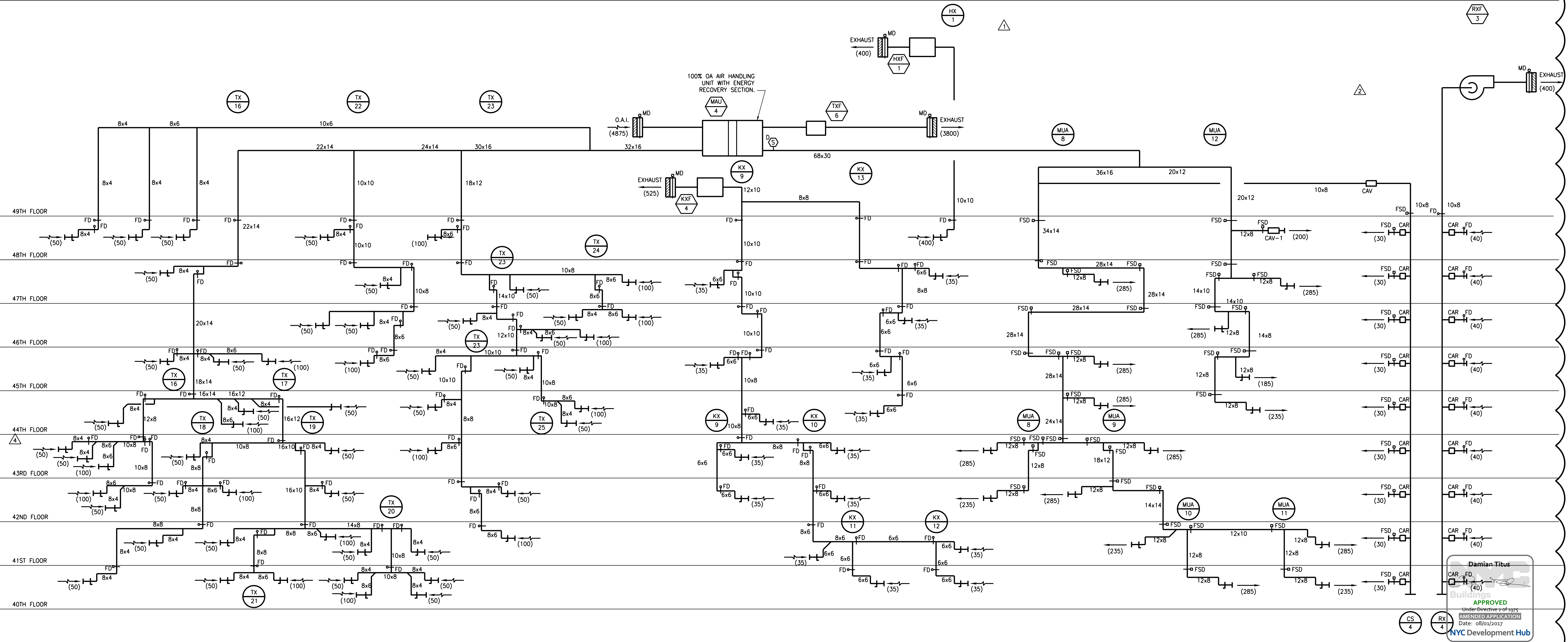
44TH FLOOR

43RD FLOOR

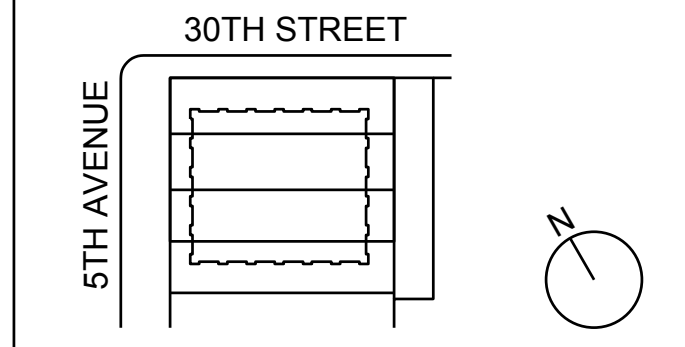
42ND FLOOR

41ST FLOOR

40TH FLOOR



SEAL	DATE	DESCRIPTION
△	02/24/17	DOB PAA
△	02/17/17	BULLETIN #3
△	12/12/16	CONST. DOC.
△	10/31/16	95% CD SET
△	09/16/16	MEP BID ADDENDUM 2
△	08/01/16	85% CD
△	06/15/16	ISSUED FOR BID
△	04/08/16	PROGRESS DD
△	04/08/16	DOB SUBMITTAL
△	01/18/16	FOUNDATION BID
△	12/18/15	SCHEMATIC DESIGN
△	04/15/15	DOB SUBMITTAL
△	ISSUE NO.	DATE




KEY PLAN AND NORTH SIGN
IF THIS DRAWING IS NOT 42" X 30" IT IS A REDUCED PRINT.
REFER TO GRAPHIC SCALE

PROJECT NUMBER: 6982.00
SCALE: N.T.S.

APPROVED
Damian Titus
MECHANICAL ENGINEER
Date: 08/01/2017
NYC Development Hub

NEW YORK CITY BUILDING DEPARTMENT APPROVAL NOTE
THIS PLAN IS APPROVED ONLY FOR WORK INDICATED ON THE APPLICATION SPECIFICATION SHEET. ALL OTHER MATTERS SHOWN ARE NOT TO BE RELIED UPON, OR TO BE CONSIDERED AS EITHER BEING APPROVED OR IN ACCORDANCE WITH APPLICABLE CODES.

NEW YORK CITY ENERGY CONSERVATION CODE
TO THE BEST OF MY KNOWLEDGE, BELIEF AND PROFESSIONAL JUDGMENT, THESE PLANS AND SPECIFICATIONS ARE IN COMPLIANCE WITH THE NEW YORK CITY ENERGY CONSERVATION CODE.



MECHANICAL
AIR RISER DIAGRAM
SHEET #3

SHEET TITLE: **M-607.01**

SHEET NUMBER: 39 OF 42

OWNER:
VICTOR NOMAD LLC

CONSTRUCTION MANAGER:
END LEASE
202 EAST ROCK AVENUE, 9TH FLOOR
NEW YORK, NY 10166
TEL: 212 592 6700

ARCHITECT:
RAFAEL VINOLY ARCHITECTS PC
50 VANDAM STREET
NEW YORK, NY 10013
TEL: 212 924 5060 FAX: 212 924 5858

STRUCTURAL ENGINEER:
WSP PARSONS BRINCKERHOFF
ONE PENN PLAZA, 4TH FLOOR
NEW YORK, NY 10119
TEL: 212 687 9888

MEP/FIT ENGINEER:
MGE ENGINEERING D.P.C.
116 WEST 32ND STREET, 12TH FLOOR
NEW YORK, NY 10001
TEL: 212 643 9055

GEOTECH CIVIL ENGINEER:
LANGAN ENGINEERING
300 KIMBALL DRIVE, 4TH FLOOR
PARSIPPANY, NJ 07054
TEL: 973 560 4900

VERTICAL TRANSPORT CONSULTANT:
VAN DEUSEN & ASSOCIATES
120 EAST ROCK AVENUE, SUITE 310
EAST HANOVER, NJ 07936
TEL: 973 994 9220

ENCLOSURE CONSULTANT:
VIDARIS, INC.
360 PARK AVENUE SOUTH, 15TH FLOOR
NEW YORK, NY 10010
TEL: 212 689 5389

FAÇADE MAINTENANCE CONSULTANT:
ENTEK ENGINEERING LLC
166 AMES STREET
HACKENSACK, NJ 07601
TEL: 201 820 2801

ACOUSTICAL CONSULTANT:
CERAMI & ASSOCIATES
404 FIFTH AVENUE
NEW YORK, NY 10018
TEL: 212 616 4179

LIGHTING CONSULTANT:
ONE LUX STUDIO
158 WEST 29TH STREET, 10TH FLOOR
NEW YORK, NY 10001
TEL: 212 201 5790

SPECIFICATIONS CONSULTANT:
ROBERT SCHWARTZ & ASSOCIATES
589 EIGHTH AVENUE, 17TH FLOOR
NEW YORK, NY 10018
TEL: 212 691 3248

ENERGY MODELING CONSULTANT:
STEVEN WINTER ASSOCIATES, INC.
170 WEST 17TH AVENUE, SUITE 1701
NEW YORK, NY 10011
TEL: 212 564 5800

INTERIOR DESIGN CONSULTANT:
BEERS INTERIORS
156 5TH AVENUE, PENTHOUSE 2
NEW YORK, NY 10010
TEL: 212 352 2020



100% OUTSIDE AIR PACKAGED DX WATER-COOLED AC UNIT W/ HOT WATER HEATING AND ENERGY RECOVERY SECTION SCHEDULE

UNIT NO.	SERVICE	LOCATION	MFR	MODEL	WEIGHT (LB)	SUPPLY AIR DATA										COOLING COIL DATA					CONDENSER					EER	NYCECC MIN. REQ'D	HOT WATER HEATING DATA					UNIT ELECTRICAL DATA			SOUND DATA		DIMENSIONS LxWxH (IN.)																		
						EXHAUST AIR DATA					FAN DATA					ENERGY RECOVERY SECTION					WATER DATA							COMPRESSOR					VOLTS/PHASE/HERTZ					AVG dBA		MAX dBA		LxWxH (IN.)														
						TOTAL CFM	SUMMER EAT DB/WB (°F)	WINTER EAT DB/WB (°F)	# OF FANS	E.S.P. (IN. WG.)	TOTAL CFM	BHP (EACH)	FRPM (EACH)	MOTOR RPM	FLA	TYPE	MIN. EFF.	AIR PRESSURE DROP (IN. WG.)	SUPPLY	EXHAUST	EAT DB/WB (°F)	LAT DB/WB (°F)	SENSIBLE HEAT RECOVERED (MBH)	LATENT HEAT RECOVERED (MBH)	EAT DB/WB (°F)			LAT DB/WB (°F)	SENSIBLE HEAT RECOVERED (MBH)	LATENT HEAT RECOVERED (MBH)	QTY	RLA	LRA	EWT (°F)	LWT (°F)	FLOW RATE (GPM)	PRESS. DROP (FT.)	QTY	FLA	MCA	MOP	AVG dBA	MAX dBA	LxWxH (IN.)	LxWxH (IN.)											
MUA-1	7-15 FL VENT/TX	6TH FL MER	UCA	VZWL20G4A4TAB-A-X	3,600	75.0/63.1	70.0/54.0	2	5,200	2.0	2.75	7.5	1970	-	9.0	ENTHALPY WHEEL	.59	.62	.41	92.0/74.0	82/68	-	-	10.0/9.0	46/39	-	-	20	229	155	82/68	55.0/-	87.0	97.0	60	13.1	2	16.7	114	-	-	351	10	72.0	150.0	130.0	36	4.6	460/3/60	49.9	56.1	70	77	82	121 x 80 x 106	121 x 80 x 106
MUA-2	16-25 FL VENT/TX	26TH FL MER	UCA	VZWL20G4A4TAB-A-X	4,000	75.0/63.1	70.0/54.0	2	5,700	2.0	3.0	7.5	2029	-	9.0	ENTHALPY WHEEL	.59	.69	.46	92.0/74.0	82/68	-	-	10.0/9.0	46/39	-	-	20	240	170	82/68	55.0/-	87.0	97.0	60	13.1	2	16.7	114	-	-	372	10	72.0	150.0	130.0	38	5.1	460/3/60	49.9	56.1	70	77	82	121 x 80 x 106	121 x 80 x 106
MUA-3	28-39 FL VENT/TX	27TH FL MER	UCA	VZWL30G4A4TAB-A-X	6,000	75.0/63.1	70.0/54.0	2	7,650	2.0	4.39	7.5	2196	-	9.0	ENTHALPY WHEEL	.57	1.06	.73	92.0/74.0	82/68	-	-	10.0/9.0	45/39	-	-	30	357	244	82/68	55.0/-	87.0	97.0	90	10.5	2	26.9	173	-	-	548	10	72.0	150.0	130.0	56	5.2	460/3/60	72.3	79	100	80	85	121 x 80 x 106	121 x 80 x 106
MUA-4	40-48 FL VENT/TX	49TH FL MER	UCA	VZWL20G4A4TAB-A-X	3,800	75.0/63.1	70.0/54.0	2	4,875	3.0	3.25	5.0	3173	-	5.9	ENTHALPY WHEEL	.65	.57	.43	92.0/74.0	82/68	-	-	10.0/9.0	49/41	-	-	20	204	140	82/68	55.0/-	87.0	97.0	60	13.1	2	12.8	100	-	-	336	10	73.0	150.0	130.0	34	4.1	460/3/60	37.9	41.1	50	77	79	121 x 80 x 106	121 x 80 x 106
MUA-5	AMENITIES VENT/TX	5TH FL MER	UCA	VZWL30G4A4TAB-A-X	3,600	75.0/63.1	70.0/54.0	2	7,215	2.0	3.91	7.5	2126	-	9.0	ENTHALPY WHEEL	.38	.95	.37	92.0/74.0	82/68	-	-	10.0/9.0	86/70	-	-	30	370	250	82/68	55.0/-	87.0	97.0	90	10.5	2	26.9	173	-	-	516	10	74.0	150.0	130.0	52	4.6	460/3/60	72.3	79	100	80	85	121 x 80 x 106	121 x 80 x 106

NOTES:
1. PROVIDE THE FOLLOWING:
- VFD FOR SUPPLY FANS.
- MERV 8 PRE FILTER AND MERV 13 FINAL FILTER
- SEPARATE 120V FEED FOR SERVICE LIGHTING.
- UL AND ARI CERTIFICATION.
- COMPRESSOR SOUND ATTENUATION.
- DISCHARGE TEMPERATURE SENSOR (68°F ADJUSTABLE SETPOINT)

- COMPRESSOR CYCLE DELAY.
- MODULATING HOT GAS REHEAT AND DISCHARGE HUMIDITY SENSOR FOR HUMIDITY CONTROL TO 50% RELATIVE HUMIDITY.
- HOT GAS BYPASS ON LEAD COMPRESSOR.
- SPRING/NEOPRENE VIBRATION ISOLATORS.
- 5 YR. COMPRESSOR WARRANTY.
- PREMIUM EFFICIENCY FAN MOTOR.
- UNIT MOUNTED DISCONNECT SWITCH.

- DOUBLE WALL CASING W/1.5 LB INSULATION.
- DDC MICROPROCESSOR CONTROLS WITH UNIT MOUNTED CONTROL PANEL W/ BMS INTERFACE.

SPLIT AIR-COOLED DX AIR CONDITIONING UNIT SCHEDULE

EVAPORATOR SECTION DATA															CONDENSER SECTION DATA															EER								
UNIT No.	LOCATION	AREA SERVED	NOMINAL CAPACITY (TONS)	CFM	E.S.P. (IN. WG.)	COOLING DATA				ELECTRICAL DATA				MODEL	MFR	UNIT WEIGHT (LBS)	TYPE	COMPRESSOR DATA				UNIT No.	LOCATION	CONDENSER FAN				POWER SUPPLY				MODEL	MFR	UNIT WEIGHT (LBS)	DIMENSIONS L x W x H (IN)			
						ENT. D.B. (°F)	ENT. W.B. (°F)	SENSIBLE (MBH)	TOTAL (MBH)	V/PH/Hz	HP	FLA	MCA					MFS	QTY.	REFRIG.	TYPE			WATTS (INPUT)	QTY.	CFM	HP	FLA	TYPE		V/PH/Hz					MCA	MFS	
AC-1	ROOF E.M.R.	ROOF ELEVATOR EMR	6	3,000	0.5	80	67	62.1	73.9	460/3/60	1.5	11.3	17.3	20	OHS-072-DAR	STULZ	450	HORIZONTAL	2	R-407C	SCROLL	2797	69 x 48 x 28	ACCU-1	ROOF	1	4,000	1.78	2.4	CENTRIFUGAL	460/3/60	2.9	15	SCS-072-DA	STULZ	150	97 x 37 x 36	-
AC-2	CELLAR ELEVATOR PUMP ROOM	CELLAR ELEVATOR PUMP ROOM	3.25	1,415	0.3	80	67	27.95	35.8	208/3/60	0.5	13.0	19.7	30	OHS-040-AR	STULZ	215	HORIZONTAL	1	R-407C	SCROLL	2842	42 x 40 x 24	ACCU-2	3RD FL	1	2,000	0.5	4.7	CENTRIFUGAL	208/1/60	5.9	15	HES-040-CA	STULZ	85	50 x 37 x 36	-

NOTES:
1. MANUFACTURER TO INCLUDE 5-YEAR COMPRESSOR PARTS WARRANTY.
2. MANUFACTURER TO PROVIDE REMOTE 7-DAY PROGRAMMABLE THERMOSTAT.
3. UNITS TO BE EQUIPPED W/ FACTORY INSTALLED DELUX MICROPROCESSOR CONTROLLER.
4. UNITS TO BE EQUIPPED W/ THROWAWAY FILTERS FROM FACTORY AND TWO SETS OF SPARE FILTERS FOR EACH UNIT.
5. REFER TO SPECIFICATIONS FOR REQUIRED CONTROL SEQUENCES.
6. CONTRACTOR TO INSTALL FLEXIBLE DUCT CONNECTORS ON INTAKE AND DISCHARGE.
7. CONTRACTOR TO PROVIDE AUXILIARY DRAIN PAN WITH LEAK DETECTOR FOR EACH EVAPORATOR UNIT.

8. CONTRACTOR TO PROVIDE PLENUM RATED CONDENSATE PUMP SIMILAR TO HARTELL MODEL KL-1DGCAC
9. UNIT REFRIGERANT PIPING AND WIRING SHALL BE SIZED AND INSTALLED IN ACCORDANCE WITH UNIT MFR'S RECOMMENDATIONS BASED ON FINAL ROUTING.
10. UNITS SHALL BE EQUIPPED WITH LOW AMBIENT COOLING CAPABILITY.

VERTICAL STACK WATER SOURCE HEAT PUMP SCHEDULE

UNIT TAG	QUANTITY AND LOCATION	NOMINAL CAPACITY (TONS)	BLOWER DATA		WATER DATA		COOLING DATA					HEATING DATA					ELECTRIC DATA			HOSE KIT SIZE (IN)	MODEL	BASE CABINET DIMENSIONS LxWxH (IN.)	SOUND POWER LEVEL (dB re 1µW) COOLING/HEATING															
			CFM	DESIGN EX. STATIC PRESSURE (IN. W.G.)	FLOW RATE (GPM)	PRESSURE (FT.)	TOTAL CAPACITY (MBH)	SENSIBLE CAPACITY (MBH)	HEAT OF REJECTION (MBH)	EAT DB/WB (°F)	LAT DB/WB (°F)	EWT (°F)	LWT (°F)	INPUT POWER (KW)	UNIT COP	NYCECC MIN. REQ'D COP	VOLTS/PHASE	TOTAL FLA	MCA				MFS (AMP)	125	250	500	1000	2000	4000	8000								
			LOW FAN SPEED	HIGH FAN SPEED	LOW FAN SPEED	HIGH FAN SPEED	LOW FAN SPEED	HIGH FAN SPEED	LOW FAN SPEED	HIGH FAN SPEED	LOW FAN SPEED	HIGH FAN SPEED	LOW FAN SPEED	HIGH FAN SPEED	LOW FAN SPEED	HIGH FAN SPEED	LOW FAN SPEED	HIGH FAN SPEED	LOW FAN SPEED				HIGH FAN SPEED	LOW FAN SPEED	HIGH FAN SPEED	LOW FAN SPEED	HIGH FAN SPEED	LOW FAN SPEED	HIGH FAN SPEED	LOW FAN SPEED	HIGH FAN SPEED							
VHP-A	SEE PLANS	1.00	320	440	0.15	3.0	11.37	11.31	7.38	14.10	75.0/63.0	60/55	87.0	97.0	.82	13.8	11.2	17.6	14.42	70.0	107	75.0	65.0	.93	5.1	4.2	208/60/1	5.5	6.7	15	1/2	TSM-12	19.0 x 19.25 x 80.0	58/59	57/52	45/46	40/37	37/36
VHP-B	SEE PLANS	1.25	475	655	0.15	3.75	7.63	14.24	10.22	17.96	75.0/63.0	61/56	87.0	97.0	1.09	13.3	11.2	18.93	14.79	70.0	97	75.0	65.0	1.21	4.8	4.2	208/60/1	6.6	8	15	3/4	TSM-15	19.0 x 19.25 x 80.0	62/60	58/57	48/47	44/44	43/43
VHP-C	SEE PLANS	1.50	485	655	0.15	4.5	4.69	17.15	11.46	21.76	75.0/63.0	59/54	87.0	97.0	1.35	13.2	12.0	23.19	18.55	70.0	112	75.0	65.0	1.36	4.8	4.2	208/60/1	7.6	9.3	15	3/4	TSM-18	19.0 x 19.25 x 80.0	63/60	58/57	48/47	44/44	43/43
VHP-D	SEE PLANS	2.00	595	785	0.20	6.0	4.13	24.01	15.15	30.28	75.0/63.0	57/52	87.0	97.0	1.94	14.4	12.0	32.10	25.80	70.0	117	75.0	65.0	1.56	4.9	4.2	208/60/1	13.9	17.1	25	1	TSM-24	24.0 x 24.25 x 80.0	67/69	59/55	52/48	45/39	45/45

NOTES:
1. THE FOLLOWING ACCESSORIES ARE TO BE PROVIDED BY THE WSPH MANUFACTURER:
- ECM FAN MOTOR
- REMOTE WALL MOUNTED 7-DAY PROGRAMMABLE MULTISTAGE THERMOSTAT
- CLIMATEMASTER CVM SOLID STATE CONTROL SYSTEM
- FACTORY INSTALLED DUCT COLLARS
- HOSE KITS WITH BALL VALVE ON THE SUPPLY AND BALL VALVE AND AUTO-FLOW CONTROL VALVE ON THE RETURN

- FACTORY INSTALLED ULTRA QUIET SOUND ATTENUATION PACKAGE
- FACTORY INSTALLED FREEZE/ST (LOW LIMIT PROTECTION)
- LOW TEMPERATURE ADJUST CONTROL FOR ROOM FREEZE PROTECTION WHEN ROOM TEMPERATURE FALLS BELOW 45F UNIT WILL AUTOMATICALLY CYCLE ON.
- NON-FUSED DISCONNECT SWITCH
- 5-YEAR COMPRESSOR WARRANTY
- WSPH'S SHALL HAVE AN OVERALL CABINET HEIGHT OF 80" UNLESS OTHERWISE NOTED TO BE 88". PROVIDE OPTIONAL FLOOR SUBBASE WHERE INCREASED HEIGHT IS NECESSARY TO ACCOMMODATE PIPE RISER SUPPORT SPACE AND CONDENSATE PUMP REQUIREMENTS.

2. CONTRACTOR TO PROVIDE NEOPRENE VIBRATION ISOLATION PAD SIMILAR TO MASON "SUPER W" FOR ALL VERTICAL STACK HEAT PUMPS.
3. HEAT PUMP DRYWALL ACOUSTICAL ENCLOSURES ARE TO BE PROVIDED BY THE GC IN ACCORDANCE WITH ARCHITECTURAL DRAWINGS AND SPECIFICATIONS.
4. SOUND POWER LEVEL MEASUREMENTS BASED ON ARI STANDARD 350-2008. SOUND POWER LEVELS SHOWN IN SCHEDULE BASED ON STANDARD PSC FAN MOTOR AT MEDIUM SPEED.
5. PROVIDE CUSTOM FLUSH MOUNTED RETURN PANEL.

ELECTRIC RADIANT HEATING PANELS

UNIT NO.	LOCATION	SERIES	HEATING WATTS	DIMENSION L x W	ELECTRICAL DATA		MANUFACTURER
					VOLTS	PH	
RHP-A	SEE PLAN	AS2448-750-120	750	2'x4'	120	1	INDEECO

ELECTRIC UNIT HEATER SCHEDULE

UNIT NO.	LOCATION	WATTS	BTUH	ELECTRIC DATA		MODEL ENCLOSURE	MANUF.	ENCLOSURE LxDxH (IN.)	REMARKS	UL LISTING
				VOLTS/PHASE/HERTZ	AMPS					
EUH-1	ENTRIES	4800	16,382	208/1/60	23.5	WCI	INDEECO	16.25 x 3.75 x 22.25	W/ WALL HEATER W/ INTEGRAL THERMOSTAT	-
EUH-2	CELLAR	3000	10,239	208/3/60	9.32	F3C7203	MARKEL	28.0 x 14.0 x 12.0	DUCTED PLENUM HEATER W/ INTEGRAL THERMOSTAT	-
EUH-3	AMENITIES PERIMETER BATHROOMS	1000	3,413	120/1/60	8.3	OCH-1101	QMARK	12.5 x 4.0 x 10.5	RECESSED CEILING HEATER W/ REMOTE THERMOSTAT	-
EUH-4	COMMERCIAL TEMP. HEAT	5000	17,000	208/3/60	14.2	UHR	INDEECO	14.0 x 7.5 x 16.0	SUSPENDED HEATER W/ INTEGRAL THERMOSTAT	-

NOTES:
1. COORDINATE HEATER LOCATIONS WITH ARCHITECTURAL DRAWINGS.
2. COLOR AS SELECTED BY ARCHITECT.
3. STYLE AND COLOR OF WALL THERMOSTAT AS SELECTED BY ARCHITECT.

BOILER SCHEDULE

UNIT NO.	LOCATION	SERVICE	NET OUTPUT (MBH)	RELIEF VALVE PRESSURE (PSIG.)	BOILER MAX. WORKING PRESSURE (PSIG.)	BURNER DATA		BOILER TYPE	DIMENSIONS LxWxH (IN)	UNIT WEIGHT (LBS)	ELECTRICAL DATA		BURNER MOTOR HP	MODEL	RATED EFFICIENCY	NYCECC MIN. EFFICIENCY REQ'D	REMARKS	
						GAS TYPE	GAS INPUT (CFH)				VOLT/PH/PHASE	FLA						
B-1,2	50TH FL MER	RESIDENTIAL SPACE HEATING/DOM. HW	5340	30	150	NATURAL GAS	6000	4.0" / 14.0"	CONDENSING FIRE TUBE	89.3 x 34.0 x 79.4	3,920	460/3/60	12	-	BMK-6000	94.5	85.0	VENTLESS GAS TRN

NOTES:
1. PROVIDE A COMPLETELY INTEGRATED AERCO BOILER MANAGEMENT SYSTEM MODEL ACS.
2. BURNERS TO HAVE 15 TO 1 TURNDOWN
3. GAS BOOSTER INTERLOCK AND GAS FLOW PROVING RELAY CONTACT CLOSURE.

4. PROVIDE A FLUE DRAIN NEUTRALIZER FOR EACH BOILER.
5. BOILERS HAVE AN AHRI CERTIFIED (REFERENCE NO. 2120007) THERMAL EFFICIENCY OF 94.5% WHICH IS IN COMPLIANCE WITH THE NYC 2014 ENERGY CODE MINIMUM REQUIREMENTS OF 85% COMBUSTION EFFICIENCY.

DIFFUSER, GRILLE & REGISTER SCHEDULE

APPLICATION	MFR	MODEL	NECK SIZE	CFM	REMARKS
CEILING SUPPLY	PRICE	SPD	8"	0-200	12x12 FACE
CEILING SUPPLY	PRICE	SPD			

SOUND ATTENUATOR SCHEDULE											(VIBRO-ACOUSTICS AS STANDARD)															
UNIT NO.	SERVICE	LOCATION	SOUND CRITERIA BASED ON A FACE VELOCITY OF 2000 FPM								UNIT DIMENSIONS W x H x L (IN.)	CFM	MAX. FACE VELOCITY (FPM)	SILENCER FACE AREA (SQ. FT.)	MAX. S.P.D. (IN. W.G.)	MODEL										
			OCTAVE BAND																							
			1	2	3	4	5	6	7	8																
											CENTER FREQUENCY - HZ															
											63	125	250	500	1000	2000	4000	8000								
ST-1	MUA-2 SUPPLY	25TH FL. LIVING RM.	4	6	12	20	26	21	14	10	10 x 6 x 36	85	-	-	.03	RD-MLV-F6										
ST-2	MUA-3 EXHAUST	26TH FL. BATHROOM	4	6	12	20	26	21	14	10	10 x 6 x 36	50	-	-	.03	RD-MLV-F6										

NOTES:
1. TRANSITIONS ARE REQUIRED ON ALL SILENCERS CONNECTING TO VARIOUS FANS

PLATE FRAME HEAT EXCHANGER SCHEDULE																	(B&G AS STANDARD)			
UNIT NO.	LOCATION	SYSTEM SERVED	HOT SIDE			COLD SIDE			HEAT EXCHANGED (MBH)	NUMBER OF PLATES	SURFACE AREA (SF)	OPERATING WEIGHT (LBS)	UNIT DIMENSIONS L x W x D (IN.)	MODEL	PLATE THICKNESS (MM)	CONNECTION SIZES	NOTES			
			GPM	EMT (°F)	LWT (°F)	PRESS. DROP (PSI)	GPM	EMT (°F)										LWT (°F)	PRESS. DROP (PSI)	
HX-1	50TH FL MER	OPEN/CLOSE LOOP CONDENSER WATER	810	97	87	10	810	85	95	10	4,036	185	225	1772.82	5,315	55.5 x 25.75 x 94.875	GPX	0.40	6"	-
HX-3	26TH FL MER	OPEN/CLOSE LOOP CONDENSER WATER	1,140	97	87	10	1,140	85	95	10	5,680	293	381	2819.07	9,533	83.6 x 27.25 x 94.875	GPX	0.60	6"	300 PSI RATED
HX-4	26TH FL MER	HOT WATER PRESSURE BREAK	360	150	130	10	360	147	127	10	3,549	158	228	1158.63	4,693	55.5 x 20.75 x 90.33	GPX	0.60	4"	300 PSI RATED

NOTES:
1. UNITS SHALL HAVE SUFFICIENT ROOM ON THE CARRY BAR TO ADD AN ADDITIONAL 10% MORE PLATES IN FUTURE.
2. UNITS ARE TO BE AHRI CERTIFIED AND/OR MANUFACTURED TO AHRI CERTIFICATION TOLERANCES.
3. SURFACE AREA SHALL BE NO LESS THAN SCHEDULED AS A MINIMUM.
4. UNIT WEIGHT SHALL NOT BE LESS THAN SCHEDULED AS A MINIMUM.
5. PLATE THICKNESS SHALL BE AS SCHEDULED AS A MINIMUM.

PUMP SCHEDULE																	(B&G AS STANDARD)		
UNIT NO.	SERVICE	LOCATION	MODEL	FLUID DATA		IMPELLER DIAMETER (IN.)	MAX. IMP. DIA. (IN.)	EFF. @ DESIGN (%)	BHP	MOTOR DATA				PUMP TYPE	SIZE SUCTION x DISCHARGE (IN.)	UNIT WEIGHT (LBS)	VFD	REMARKS	
				FLOW (GPM)	TOTAL DYNAMIC HEAD (FT.)					HP	VOLTS/PHASE	FLA	RPM						ENCL.
CWP-1&2	COOLING TOWER OPEN LOOP	50TH FL MER	VSC 6x8x13-1/2B	1950	115	12.625	13.5	82	69.76	75	460/3	85.0	1800	ODP	DOUBLE SUC SPLIT CASE	8x6	2910	YES	-
HPWP-1&2	HIGH ZONE HEAT PUMP WATER	50TH FL MER	SERIES e-1510	810	100	10.625	11	82	25.2	30	460/3	34.4	1800	ODP	BASE MOUNT END SUCTION	6x5	900	YES	-
HWP-1&2	HW LOOP EXPRESS 25-47	50TH FL MER	SERIES e-1510	815	60	8.5	9.5	83	9.55	15	460/3	18.5	1800	ODP	BASE MOUNT END SUCTION	5x4	570	YES	-
DHWP-1&2	DOMESTIC HOT WATER LOOP	49TH FL MER	SERIES 80	55	50	7.5	9.5	56	1.94	3.0	460/3	-	1800	ODP	IN-LINE	2x2	185	NO	CONSTANT FLOW
HWP-3&4	HW LOOP EXPRESS CELLAR-25	26TH FL MER	SERIES e-1510	360	85	9.875	11	81	10.43	15	460/3	18.5	1800	ODP	BASE MOUNT END SUCTION	4x3	550	YES	-
HPWP-3&4	LOW ZONE HEAT PUMP WATER	26TH FL MER	SERIES e-1510	1140	115	11	13.5	81	40.71	50	460/3	56.9	1800	ODP	BASE MOUNT END SUCTION	6x5	1215	YES	-

NOTES:
1. PUMPS TO BE RATED FOR 175 PSI UNLESS OTHERWISE NOTED.
2. VFD STARTER TO HAVE MANUAL BYPASS.
3. PROVIDE PREMIUM EFFICIENCY INVERTER DUTY MOTORS FOR PUMPS WITH VFD'S.
4. PUMP ROTATION SHALL BE COORDINATED WITH PIPE CONFIGURATION IN ACCORDANCE WITH PUMP MFR'S RECOMMENDATIONS.

HEATING & VENTILATING UNIT SCHEDULE																	(GREENHECK AS STANDARD)									
UNIT NO.	SERVICE	MODEL	BLOWER PERFORMANCE				MOTOR SPECIFICATIONS				HEATING						UNIT WEIGHT (LBS)	UNIT DIMENSIONS L x W x H (IN.)								
			VOLUMETRIC FLOWRATE (CFM)	VFD	E.S.P. (IN WC)	FRPM	BHP	MHP	RPM	V/C/P	FLA	MCA	MFS	COIL TYPE	E.A.T. (°F DB)	L.A.T. (°F DB)			HEATING OUTPUT (MBH)	HOT WATER FLOWRATE (GPM)	E.W.T. (°F)	L.W.T. (°F)	WATER PD (FT. W.G.)	RADIATED SOUND (dBA)		
HV-2	5TH FL. MER	LFC-65-FC-15	2,500	2,500	YES	1.0	1038	1.19	1.5	1725	460/60/3	3.0	-	-	-	HOT WATER	10.0	59.0	149.0	15.1	148.0	128.0	4.0	49	584	54.38 x 50 x 26
HV-3	26TH FL. MER	LFC-65-FC-30	3,000	3,000	YES	1.0	1131	1.7	3.0	1725	460/60/3	4.8	-	-	-	HOT WATER	10.0	55.0	165.2	16.8	148.0	128.0	4.9	49	584	54.38 x 50 x 26
HV-4	50TH FL. MER	LFC-85-FC-50	4,000	4,000	YES	1.0	1225	2.8	5.0	1725	460/60/3	7.6	-	-	-	HOT WATER	10.0	55.0	219.6	22.3	148.0	128.0	9.6	45	665	54.38 x 62 x 26

OPTIONS & ACCESSORIES:
1. INTEGRAL CONTROLS W/ CONTROL INTERFACE
2. INTEGRAL DISCONNECT SWITCH
3. VARIABLE PITCH DRIVE
4. DOUBLE WALL SANDWICH CONSTRUCTION W/ 1" THICK INSULATION
5. MODULATING VALVE TO CONTROL L.A.T.
6. SPRING VIBRATION ISOLATORS
7. DISCHARGE AIR TEMPERATURE SENSOR

8. PROVIDE MERV 13 FILTERS WITH 2 SETS OF SPARES FOR EACH UNIT.

CLOTHES DRYER EXHAUST FAN SCHEDULE												
UNIT NO.	LOCATION	SYSTEM SERVED	MANUFACTURER	MODEL	ELECTRICAL DATA			RPM	HP	CAPACITY CFM	E.S.P. in WC	REMARKS
					AMPS	VOLTS	PHASE					
DXF-1	CELLAR LAUNDRY	CLOTHES DRYERS	ENERVEK	BEF300	2.8	120	1	2000	0.5	1,200	0.75	INTERLOCK WITH DRYERS/VAV BOX

NOTES:
1. BASED ON EXHAUSTO MOV'S SYSTEM.
2. FAN SHALL BE PROVIDED WITH:
- VARIABLE FREQUENCY DRIVE, VFD
- FLEXIBLE DUCT CONNECTORS
- SPRING VIBRATION ISOLATORS WITH MINIMUM 0.75" STATIC DEFLECTION
- EBC 31 CONTROLLER
3. FAN SHALL BE INTERLOCKED WITH DRYERS. CONTROLLER SHALL SHARE SIGNAL WITH RESPECTIVE MAKEUP AIR VAV BOX TO MATCH EXHAUST/MAKEUP AIR FLOWS.

AIR SEPARATOR SCHEDULE						
UNIT NO.	SERVICE	GPM	PIPE SIZE	MAX PRESSURE PSIG	MANUFACTURER	MODEL
AS-1	HOT WATER	850	6"	125	B & G	RL-6F
AS-2	HEAT PUMP LOOP	1900	8"	125	B & G	RL-8F
AS-4	HOT WATER	530	5"	125	B & G	RL-5F
AS-5	HEAT PUMP LOOP	1900	8"	125	B & G	RL-8F

EXPANSION TANK SCHEDULE												
UNIT NO.	LOCATION	SYSTEM SERVED	TANK VOLUME GAL.	ACCEPTABLE VOLUME GAL.	MIN °F	MAX °F	WORKING PRESSURE (MAX)	DIMENSIONS H x W (DIA)	TYPE	MODEL	MFR.	FULL WEIGHT LBS.
ET-1	50TH FL. M.E.R.	HOT WATER	80	-	-	-	125 PSIG	50-7/8 x 24	BLADDER	B-300	BELL & GOSSETT	928
ET-2	50TH FL. M.E.R.	HEAT PUMP LOOP	80	-	-	-	125 PSIG	50-7/8 x 24	BLADDER	B-300	BELL & GOSSETT	928
ET-4	26TH FL. M.E.R.	HOT WATER	53	-	-	-	125 PSIG	36-7/8 x 24	BLADDER	B-200	BELL & GOSSETT	629
ET-5	26TH FL. M.E.R.	HEAT PUMP LOOP	106	-	-	-	125 PSIG	64-3/4 x 24	BLADDER	B-400	BELL & GOSSETT	1184

FAN SCHEDULE																	(GREENHECK AS STANDARD)	
UNIT NO.	SERVICE	LOCATION	CFM	S.P. (IN. WG.)	FRPM	BHP	ELECTRICAL DATA			MOTOR RPM	MODEL	WEIGHT LBS	SONES		REMARKS			
							HP	V/Hz/PH	FLA				INLET	RADIATED				
EF-1	SERVICE ELEVATOR E.M.R. EXHAUST	CELLAR	150	0.75	1570	.16	0.25	115/60/1	3.7	1725	SQ-98-VG	55	11.5	6.8	FAN MOUNTED SPEED CONTROL			
EF-3	5TH FL. MER EXHAUST	5TH FL	2,500	0.75	1080	.5	0.75	460/60/3	1.6	1725	EOB-16-7	225	8.2	12.9	WITH VFD			
EF-4	26TH FL. MER EXHAUST	26TH FL	3,000	0.75	974	.57	0.75	460/60/3	1.6	1725	EOB-18-7	225	7.9	11.6	WITH VFD			
EF-5	49TH FL. MER EXHAUST	49TH FL	4,000	1.0	1199	1	1.5	460/60/3	3.0	1725	EOB-18-15	230	10.7	13.8	WITH VFD			
TXF-1	COMMERCIAL RESTROOMS TOILET EXHAUST	1ST FLOOR	100	0.75	1595	.2	0.25	115/60/1	5.8	1725	SQ-70-4	55	11.8	7.0	FAN MOUNTED SPEED CONTROL			
TXF-2	AMENITIES TOILET EXHAUST	6TH FL MER	775	1.0	2419	.65	0.75	460/60/3	1.6	1725	BSQ-80-7	120	23	19.1	WITH VFD			
TXF-3	TIER 1 (7-15TH FL) TOILET EXHAUST	5TH FLOOR MER	3,600	2.5	1820	2.36	3.0	460/60/3	4.8	1725	EOB-16-30	250	16.3	24	WITH VFD			
TXF-4	TIER 1 (16-25TH FL) TOILET EXHAUST	26TH FLOOR MER	4,000	2.5	1880	2.58	3.0	460/60/3	4.8	1725	EOB-16-30	248	17.1	24	WITH VFD			
TXF-5	TIER 2/3 (28-39TH FL) TOILET EXHAUST	27TH FLOOR MER	6,000	2.5	1558	3.65	5.0	460/60/3	7.6	1725	EOB-20-50	382	18.7	23	WITH VFD			
TXF-6	TIER 4/PH (40-48TH FL) TOILET EXHAUST	49TH FLOOR MER	3,800	2.5	1850	2.47	3.0	460/60/3	4.8	1725	EOB-16-30	248	16.7	24	WITH VFD			
TXF-7	COMMERCIAL RESTROOMS	2ND FLOOR	200	0.75	1751	.2	.25	115/60/1	-	1725	BSQ-70-4	55	14.1	-	FAN MOUNTED SPEED CONTROL			
TXF-8	CELLAR RESTROOM	CELLAR	100	0.75	1595	.2	0.25	115/60/1	5.8	1725	SQ-70-4	55	-	-	FAN MOUNTED SPEED CONTROL			
KXF-1	TIER 1 (6-14TH FL) GEN. KITCHEN EXHAUST	6TH FLOOR MER	1,260	2.5	3270	1.21	1.5	460/60/3	3.0	1725	TCB-2-10-15	180	-	-	WITH VFD			
KXF-2	TIER 1 (15-24TH FL) GEN. KITCHEN EXHAUST	25TH FLOOR MER	1,400	2.5	2596	1.32	1.5	460/60/3	3.0	1725	TCB-2-12-15	190	-	-	WITH VFD			
KXF-3	TIER 2/3 (26-37TH FL) GEN. KITCHEN EXHAUST	26TH FLOOR MER	1,260	2.5	3270	1.21	1.5	460/60/3	3.0	1725	TCB-2-10-15	180	-	-	WITH VFD			
KXF-4	TIER 4/PH (38-47TH FL) GEN. KITCHEN EXHAUST	50TH FLOOR MER	525	2.5	2501	1.2	1.5	460/60/3	3.0	1725	BSQ-130HP-15	145	18.5	11.3	WITH VFD			
RAF-1	AMENITIES RELIEF AIR	5TH FLOOR MER	3,600	2.0	1763	2.23	3.0	460/60/3	4.8	1725	BSQ-160-30	210	22	15.4	WITH VFD			
RXF-1	TIER 1/AMENITY REFUSE EXHAUST	6TH FLOOR MER	810	0.75	1583	.19	0.25	120/60/1	3.7	1725	SQ-100-VG	60	-	-	FAN MOUNTED SPEED CONTROL			
RXF-2	TIER 1/2/3 REFUSE EXHAUST	26TH FLOOR MER	880	0.75	1576	.18	0.25	120/60/1	3.7	1725	SQ-100-VG	60	-	-	FAN MOUNTED SPEED CONTROL			
RXF-3	TIER 4/PH REFUSE EXHAUST	50TH FLOOR MER	400	0.75	1355	.23	0.25	120/60/1	3.7	1725	SQ-100-VG	70	-	-	FAN MOUNTED SPEED CONTROL			
SPXF-1	POST FIRE SMOKE PURGE	ROOF BULKHEAD COMMERCIAL	18,150	3.5	1770	36.76	40.0	460/60/3	-	1770	AX-113-533-1210-A400	1450	-	-	100% REVERSIBLE @ SPEC'D PERFORMANCE			
SPXF-2	POST FIRE SMOKE PURGE	ROOF BULKHEAD	18,150	3.5	1770	36.76	40.0	460/60/3	-	1770	AX-113-533-1210-A400	1450	-	-	100% REVERSIBLE @ SPEC'D PERFORMANCE			
HXF-1	PENTHOUSE A KITCHEN HOOD EXHAUST	50TH FLOOR MER	400	1.0	1597	0.45	3/4	460/60/3	1.6	1725	BSQ-120-7	125	11.5	7.1	WITH VFD			

NOTES:
1. PROVIDE THE FOLLOWING FOR ALL FANS:
- BACKDRAFT DAMPER
- DISCONNECT SWITCH
2. CONTRACTOR TO PROVIDE 1" 1-1/2# DENSITY ACOUSTICAL LINED DUCT FOR A MINIMUM OF 20' FROM FAN INLET & DISCHARGE.
3. SELECTIONS ARE BASED ON A 25% ADDITIONAL BHP SAFETY FACTOR ALLOWANCE TO COVER DUCT AND DRIVE LOSSES. THE MOTOR BHP SHALL NOT EXCEED THE MOTOR NAMEPLATE HP.

Damian Titus
APPROVED
Under Direction of all signs
NYC Development Hub
Date: 08/01/2017

281
Fifth Avenue
NEW YORK, NY

OWNER:
VICTOR NOMAD LLC

CONSTRUCTION MANAGER:
LEND LEASE
200 PARK AVENUE, 9TH FLOOR
NEW YORK, NY 10016
TEL: 212 592 6700

ARCHITECT:
RAFAEL VIÑOLY ARCHITECTS PC
50 VANDAM STREET
NEW YORK, NY 10013
TEL: 212 924 5060 FAX: 212 924 5858

STRUCTURAL ENGINEER:
WSP PARSONS BRINCKERHOFF
ONE PENN PLAZA, 4TH FLOOR
NEW YORK, NY 10119
TEL: 212 687 9888

MEP/FIT ENGINEER:
MGE ENGINEERING D.P.C.
116 WEST 32ND STREET, 12TH FLOOR
NEW YORK, NY 10001
TEL: 212 643 9055

GEOTECH CIVIL ENGINEER:
LANGAN ENGINEERING
300 KIMBALL DRIVE, 4TH FLOOR
PARSIPPANY, NJ, 07054
TEL: 973 560 4900

VERTICAL TRANSPORT CONSULTANT:
VAN DEUSEN & ASSOCIATES
120 EAGLE ROCK AVENUE, SUITE 310
EAST HANOVER, NJ, 07836
TEL: 973 994 9220

ENCLOSURE CONSULTANT:
VIDARIS, INC.
360 PARK AVENUE SOUTH, 15TH FLOOR
NEW YORK, NY, 10010
TEL: 212 689 5389

FACADE MAINTENANCE CONSULTANT:
ENITEK ENGINEERING LLC
166 AMES STREET
HACKENSACK, NJ, 07601
TEL: 201 820 2801

ACOUSTICAL CONSULTANT:
CERAMI & ASSOCIATES
404 FIFTH AVENUE
NEW YORK, NY, 10018
TEL: 212 616 4179

LIGHTING CONSULTANT:
ONE LUX STUDIO
158 WEST 29

RAFAEL VINOLY ARCHITECTS

WATER SOURCE HEAT PUMP UNIT SCHEDULE

Table with columns: UNIT TAG, LOCATION, AREA SERVED, BLOWER DATA, COOLING DATA, HEATING DATA, WATER DATA, ELECTRIC DATA, MANUFACTURER, MODEL, TYPE, WEIGHT (LBS), SOUND POWER LEVEL. Rows include units like WSPH-1 through WSPH-21.

NOTES: 1. MANUFACTURER TO INCLUDE 5-YEAR COMPRESSOR PARTS WARRANTY. 2. UNITS TO BE EQUIPPED W/ ENHANCED SOUND ATTENUATION PACKAGE. 3. UNITS TO BE EQUIPPED W/ FACTORY INSTALLED DELUX MICROPROCESSOR CONTROLLER. 4. UNITS TO BE EQUIPPED W/ FACTORY MOUNTED AND WIRED CONDENSATE OVERFLOW SENSOR.

APARTMENT HORIZONTAL SUSPENDED WATER SOURCE HEAT PUMP UNIT SCHEDULE

Table with columns: UNIT TAG, QUANTITY AND LOCATION, NOMINAL CAPACITY, BLOWER DATA, WATER DATA, COOLING DATA, HEATING DATA, ELECTRIC DATA, HOSE KIT SIZE, MODEL, BASE CABINET DIMENSIONS, SOUND POWER LEVEL. Rows include units HHP-A, HHP-B, HHP-C.

NOTES: 1. THE FOLLOWING ACCESSORIES ARE TO BE PROVIDED BY THE WSPH MANUFACTURER: - ECM FAN MOTOR - REMOTE WALL MOUNTED 7-DAY PROGRAMMABLE MULTISTAGE THERMOSTAT - CLIMATEMASTER CCM SOLID STATE CONTROL SYSTEM - FACTORY INSTALLED DUCT COLLARS - HOSE KITS WITH BALL VALVE ON THE SUPPLY AND BALL VALVE AND AUTO-FLOW CONTROL VALVE ON THE RETURN - FACTORY INSTALLED ULTRA QUIET SOUND ATTENUATION PACKAGE - FACTORY INSTALLED FREEZEZAST (LOW LIMIT PROTECTION)

PACKAGED WATER-COOLED DX AIR CONDITIONING UNIT SCHEDULE

Table with columns: UNIT TAG, LOCATION, AREA SERVED, BLOWER DATA, COOLING DATA, WATER DATA, ELECTRIC DATA, COMPRESSOR DATA, MANUFACTURER, MODEL, TYPE, WEIGHT (LBS), SOUND POWER LEVEL. Rows include units AC-4, AC-5, AC-6.

NOTES: 1. MANUFACTURER TO INCLUDE 5-YEAR COMPRESSOR PARTS WARRANTY. 2. MANUFACTURER TO PROVIDE REMOTE 7-DAY PROGRAMMABLE THERMOSTAT. 3. UNITS TO BE EQUIPPED W/ FACTORY INSTALLED DELUX MICROPROCESSOR CONTROLLER. 4. UNITS TO BE EQUIPPED W/ FACTORY MOUNTED FREEZEZAST. 5. UNITS TO BE EQUIPPED W/ FIELD INSTALLED WATER REGULATING VALVES. 6. UNITS TO BE EQUIPPED W/ THROWAWAY FILTERS FROM FACTORY AND TWO SETS OF SPARE FILTERS FOR EACH UNIT. 7. REFER TO SPECIFICATIONS FOR REQUIRED CONTROL SEQUENCES. 8. CONTRACTOR TO INSTALL FLEXIBLE DUCT CONNECTORS ON INTAKE AND DISCHARGE. 9. CONTRACTOR TO PROVIDE AUXILIARY DRAIN WITH LEAK DETECTOR PAN FOR EACH UNIT. 14. CONTRACTOR TO PROVIDE PLENUM RATED CONDENSATE PUMP SIMILAR TO HARTELL MODEL KL-10G.

281 Fifth Avenue NEW YORK, NY

OWNER: VICTOR NOMAD LLC CONSTRUCTION MANAGER: LEND LEASE 200 PARK AVENUE, 9TH FLOOR NEW YORK, NY 10166 TEL: 212 592 6700

ARCHITECT: RAFAEL VINOLY ARCHITECTS PC 50 VANDAM STREET NEW YORK, NY 10013 TEL: 212 924 5060 FAX: 212 924 5858

STRUCTURAL ENGINEER: WSP PARSONS BRINCKERHOFF ONE PENN PLAZA, 4TH FLOOR NEW YORK, NY 10119 TEL: 212 687 9888

MEP/FIT ENGINEER: MGE ENGINEERING D.P.C. 116 WEST 32ND STREET, 12TH FLOOR NEW YORK, NY 10001 TEL: 212 643 9055

GEOTECH CIVIL ENGINEER: LANGAN ENGINEERING 300 KIMBALL DRIVE, 4TH FLOOR PARSIPPANY, NJ, 07054 TEL: 973 560 4900

VERTICAL TRANSPORT CONSULTANT: VAN DEUSEN & ASSOCIATES 120 EAGLE ROCK AVENUE, SUITE 310 EAST HANOVER, NJ, 07936 TEL: 973 994 9220

ENCLOSURE CONSULTANT: VIDARIS, INC. 360 PARK AVENUE SOUTH, 15TH FLOOR NEW YORK, NY, 10010 TEL: 212 689 5389

FAÇADE MAINTENANCE CONSULTANT: ENTEK ENGINEERING LLC 166 AMES STREET HACKENSACK, NJ, 07601 TEL: 201 820 2801

ACOUSTICAL CONSULTANT: CERAMI & ASSOCIATES 404 FIFTH AVENUE NEW YORK, NY, 10018 TEL: 212 616 4179

LIGHTING CONSULTANT: ONE LUX STUDIO 158 WEST 29TH STREET, 10TH FLOOR NEW YORK, NY, 10001 TEL: 212 201 5790

SPECIFICATIONS CONSULTANT: ROBERT SCHWARTZ & ASSOCIATES 589 EIGHTH AVENUE, 17TH FLOOR NEW YORK, NY, 10018 TEL: 212 691 3248

ENERGY MODELING CONSULTANT: STEVEN WINTER ASSOCIATES, INC. 307 SEVENTH AVENUE, SUITE 1701 NEW YORK, NY, 10001 TEL: 212 564 5800

INTERIOR DESIGN CONSULTANT: BEERS INTERIORS 156 5TH AVENUE, PENTHOUSE 2 NEW YORK, NY, 10010 TEL: 212 352 2020


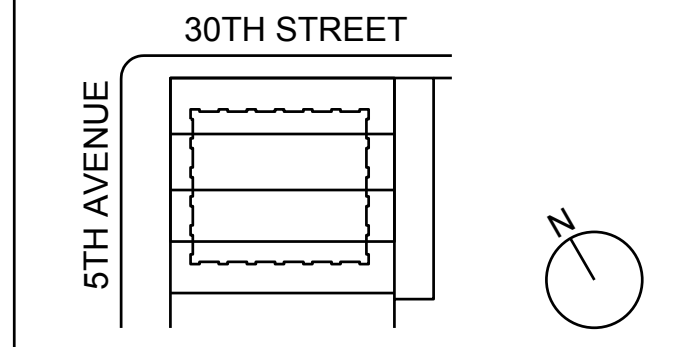


Table with columns: SEAL, DATE, NAME. Rows include 02/24/17 DOB PAA, 02/17/17 BULLETIN #3, 12/12/16 CONST. DOC., 10/31/16 95% CD SET.

Table with columns: SEAL, DATE, NAME. Rows include 09/16/16 MEP BID ADDENDUM 2, 08/01/16 85% CD, 06/15/16 ISSUED FOR BID, 04/08/16 PROGRESS DD, 04/08/16 DOB SUBMITTAL, 01/18/16 FOUNDATION BID, 12/18/15 SCHEMATIC DESIGN, 04/15/15 DOB SUBMITTAL.

ISSUE NO. DATE DESCRIPTION



KEY PLAN AND NORTH SIGN IF THIS DRAWING IS NOT 42" X 30" IT IS A REDUCED PRINT. REFER TO GRAPHIC SCALE

PROJECT NUMBER: 6982.00 SCALE: NONE

MECHANICAL EQUIPMENT SCHEDULES SHEET #3

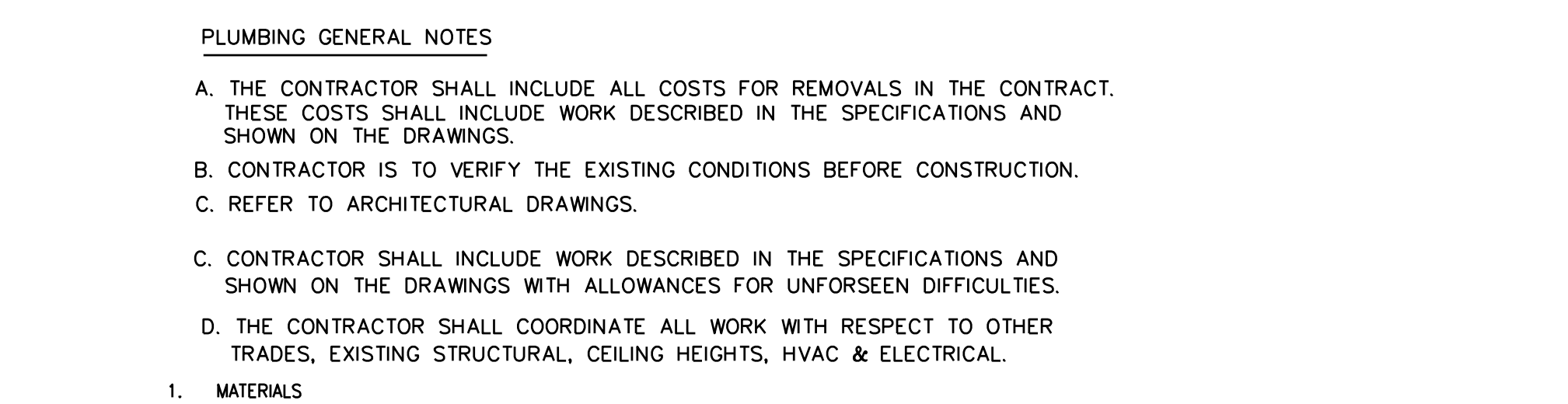
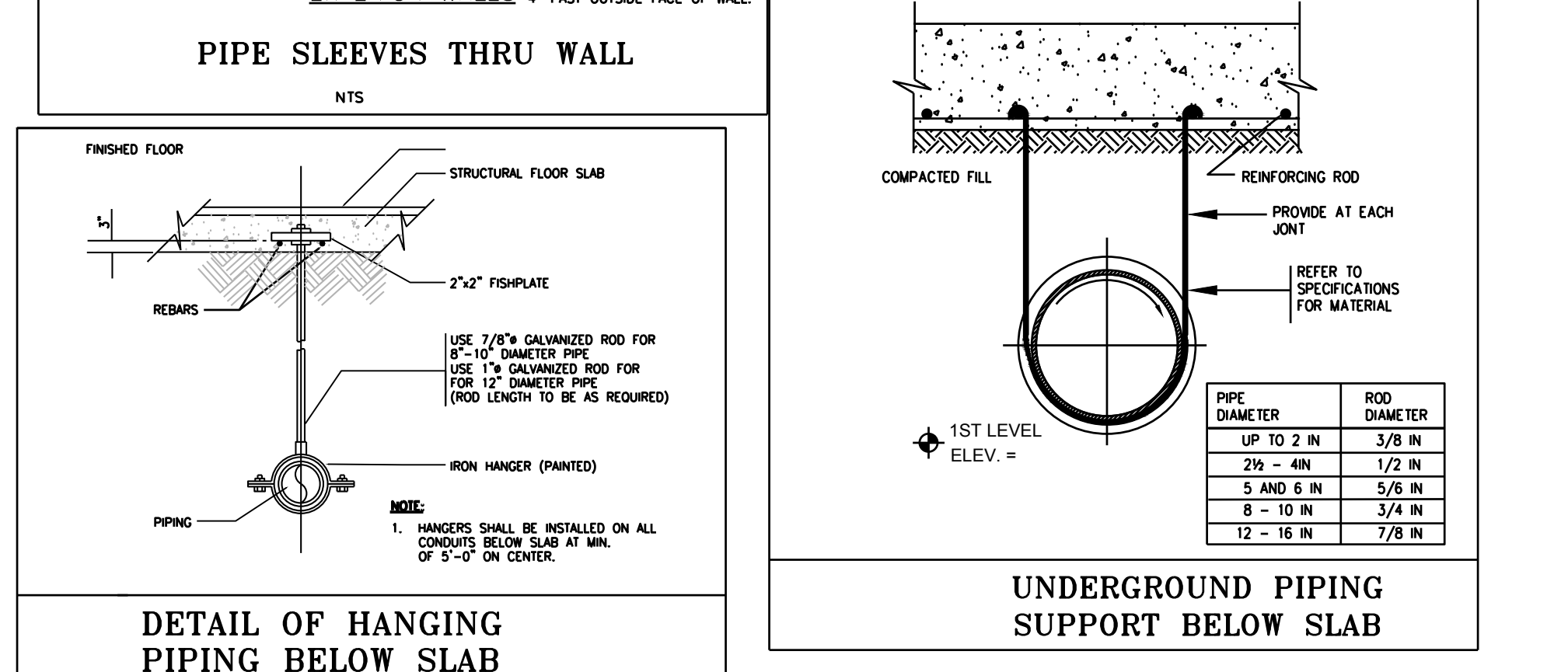
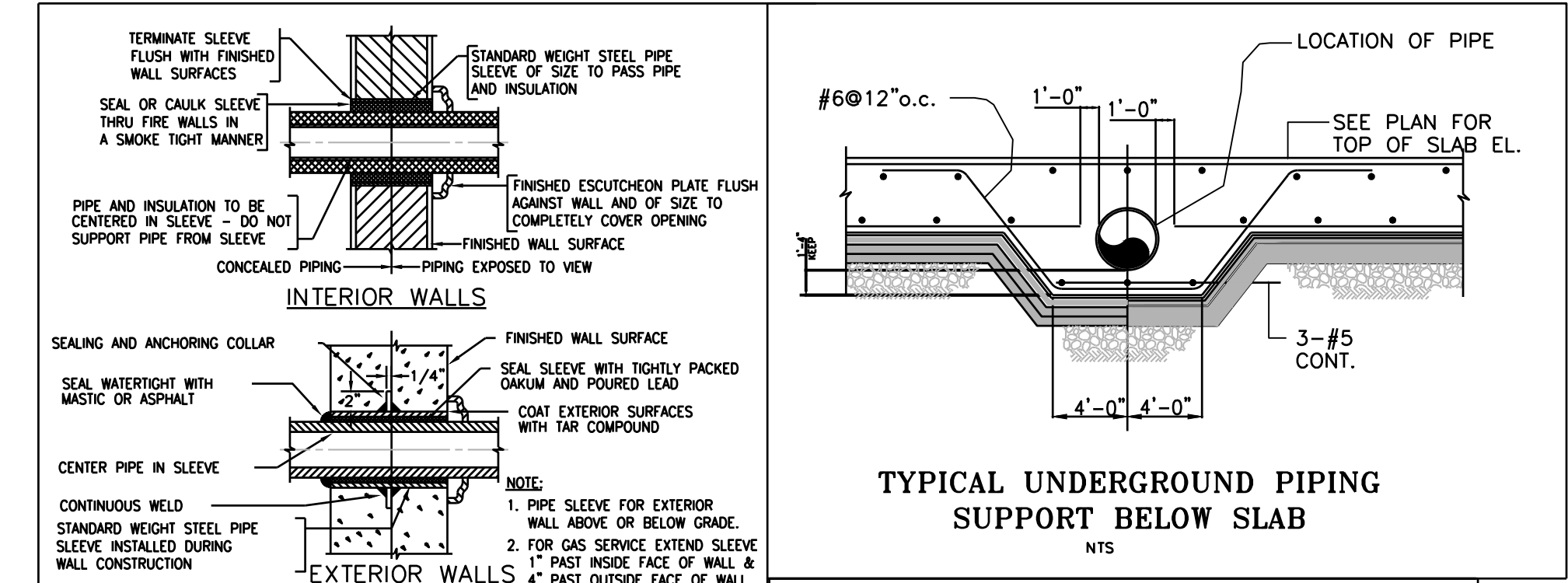
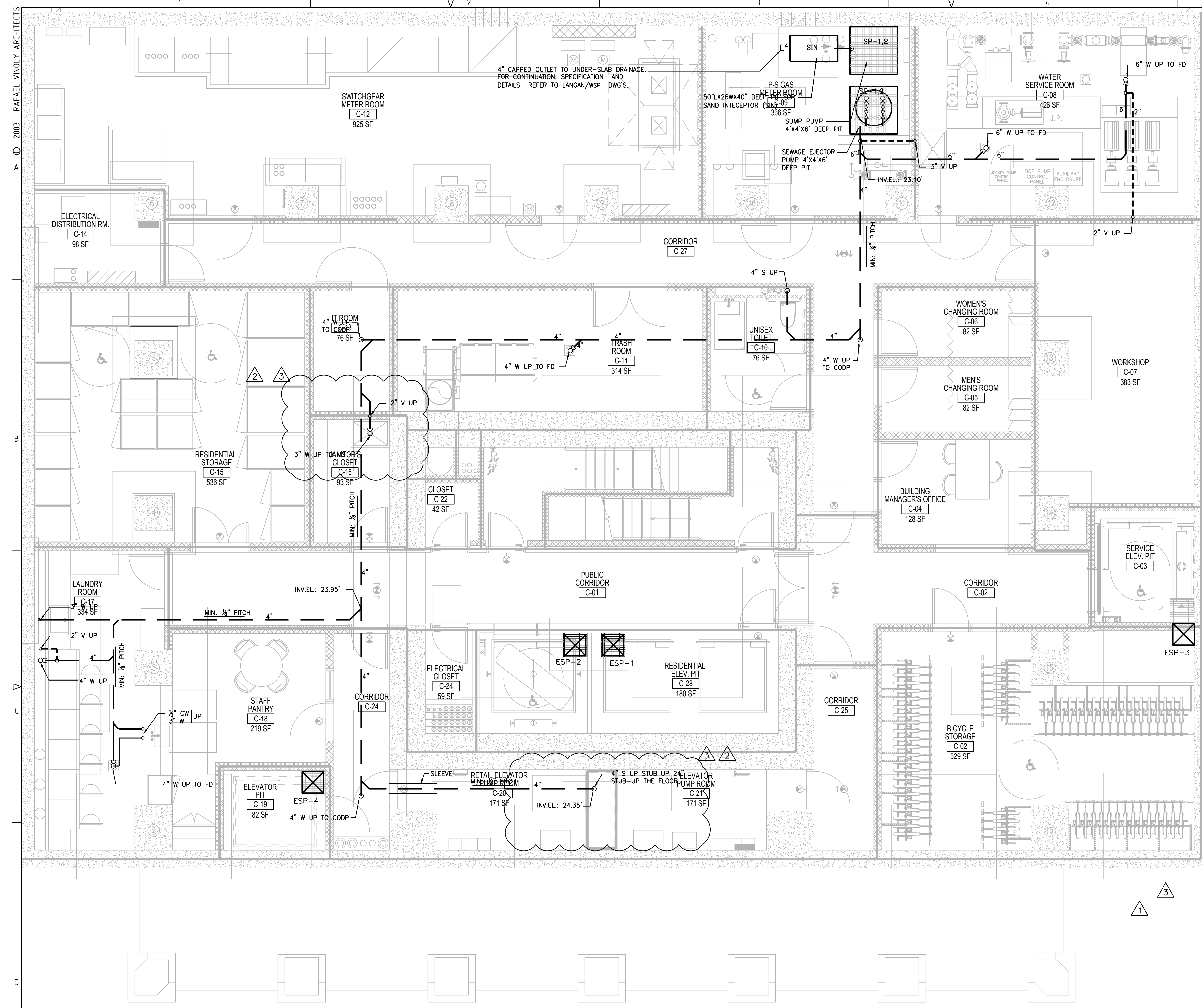
SHEET TITLE: M-703.01

SHEET NUMBER: 42 OF 42

NEW YORK CITY BUILDING DEPARTMENT APPROVAL NOTE THIS PLAN IS APPROVED ONLY FOR WORK INDICATED ON THE APPLICATION SPECIFICATION SHEET. ALL OTHER MATTERS SHOWN ARE NOT TO BE RELIED UPON, OR TO BE CONSIDERED AS EITHER BEING APPROVED OR IN ACCORDANCE WITH APPLICABLE CODES.

NEW YORK CITY ENERGY CONSERVATION CODE TO THE BEST OF MY KNOWLEDGE, BELIEF AND PROFESSIONAL JUDGMENT, THESE PLANS AND SPECIFICATIONS ARE IN COMPLIANCE WITH THE NEW YORK CITY ENERGY CONSERVATION CODE.





- PLUMBING GENERAL NOTES**
- THE CONTRACTOR SHALL INCLUDE ALL COSTS FOR REMOVALS IN THE CONTRACT. THESE COSTS SHALL INCLUDE WORK DESCRIBED IN THE SPECIFICATIONS AND SHOWN ON THE DRAWINGS.
 - CONTRACTOR IS TO VERIFY THE EXISTING CONDITIONS BEFORE CONSTRUCTION. REFER TO ARCHITECTURAL DRAWINGS.
 - CONTRACTOR SHALL INCLUDE WORK DESCRIBED IN THE SPECIFICATIONS AND SHOWN ON THE DRAWINGS WITH ALLOWANCES FOR UNFORSEEN DIFFICULTIES.
 - THE CONTRACTOR SHALL COORDINATE ALL WORK WITH RESPECT TO OTHER TRADES, EXISTING STRUCTURAL, CEILING HEIGHTS, HVAC & ELECTRICAL.
- 1. MATERIALS:**
- GENERAL:**
ALL CAST IRON SOIL PIPE AND FITTING SHALL BE MARKED WITH THE COLLECTIVE TRADEMARK OF THE CAST IRON SOIL PIPE INSTITUTE (CISPI) AND BE LISTED BY NSF INTERNATIONAL.
- A. SANITARY DRAINAGE AND VENT BELOW GROUND:**
- PIPE, JOINTS AND FITTINGS:**
EXTRA HEAVY HUB AND SPIGOT CAST IRON PIPE AND FITTINGS CONFORMING TO ASTM A 74. JOINTS CAN BE MADE USING A COMPRESSION GASKET MANUFACTURED FROM AN ELASTOMER MEETING THE REQUIREMENTS OF ASTM C 564 OR LEAD AND OAKUM. ALL PIPE AND FITTINGS TO BE PRODUCED BY A SINGLE MANUFACTURER AND ARE TO BE INSTALLED IN ACCORDANCE WITH MANUFACTURER'S RECOMMENDATIONS AND LOCAL CODE REQUIREMENTS. COUPLINGS SHALL BE INSTALLED IN ACCORDANCE WITH THE MANUFACTURER'S BAND TIGHTENING SEQUENCE AND TORQUE RECOMMENDATIONS. TIGHTEN BANDS WITH A PROPERLY CALIBRATED TORQUE LIMITING DEVICE. TEST THE SYSTEM HYDROSTATICALLY AFTER INSTALLATION TO 10 FT. OF HEAD (4.3 PSI MAXIMUM). ALL PIPE AND FITTINGS ARE TO BE MANUFACTURED BY CHARLOTTE PIPE AND FOUNDRY CO. OR EQUAL.
- B. SANITARY DRAINAGE AND VENT ABOVE GROUND:**
- HUBLESS CAST IRON PIPE AND FITTINGS CONFORMING TO ASTM C 1540. HUSKY OR EQUAL. GASKETS SHALL BE "HEAVY DUTY" TYPE CONFORMING TO ASTM C 1540. HUSKY OR EQUAL. GASKETS SHALL CONFORM TO ASTM C 564. ALL PIPE AND FITTINGS TO BE PRODUCED BY A SINGLE MANUFACTURER AND ARE TO BE INSTALLED IN ACCORDANCE WITH MANUFACTURER'S RECOMMENDATIONS AND LOCAL CODE REQUIREMENTS. COUPLINGS SHALL BE INSTALLED IN ACCORDANCE WITH THE MANUFACTURER'S BAND TIGHTENING SEQUENCE AND TORQUE RECOMMENDATIONS. TIGHTEN BANDS WITH A PROPERLY CALIBRATED TORQUE LIMITING DEVICE. TEST THE SYSTEM HYDROSTATICALLY AFTER INSTALLATION TO 10 FT. OF HEAD (4.3 PSI MAXIMUM). ALL PIPE AND FITTINGS ARE TO BE MANUFACTURED BY CHARLOTTE PIPE AND FOUNDRY CO. OR EQUAL.
- C. COLD WATER AND HOT WATER PIPE AND FITTINGS**
- UNDERGROUND 3 INCHES AND LARGER: THICKNESS CLASS 54 DUCTILE IRON BELL AND SPIGOT WATER PIPE WITH 250 PSIG CAST IRON FITTINGS OR BRASS PIPE WITH THREADED CAST BRONZE FITTINGS AND FLANGED CONNECTION ON SERVICE INSIDE BUILDING. WITHIN THE PROPERTY LINE SHALL BE OF RED BRASS OR COPPER PIPE; TYPE K COPPER TUBE; TYPE "TP" THREADED COPPER; CAST IRON OR DUCTILE IRON WATER PIPE. WATER SERVICE PIPING OUTSIDE OF THE PROPERTY LINE SHALL COMPLY WITH REQUIREMENTS OF THE DEPARTMENT OF ENVIRONMENTAL PROTECTION.
- C. GAS PIPING:**
- PIPING AND ACCESSORIES**
A. INSIDE PIPING:
1. FOR LOW PRESSURE (0.5 PSIG) USE BLACK STEEL PIPE WITH 150 PSIG THREADED MALLEABLE IRON FITTINGS FOR 4 IN. AND SMALLER.
 - UNDERGROUND PIPING:**
A. STEEL PIPE WITH DRESSER TYPE AND STEEL WELDING FITTINGS. PRE-WRAP WITH CORROSION PROTECTION IN ACCORDANCE WITH GAS COMPANY REQUIREMENTS SIMILAR TO MILL-WRAPPED. OVER 0.125-IN. THICK HOT OAK TAR ENAMEL. WRAP WITH 0.021-IN. THICK NO. 15 ASBESTOS FELT PLUS 0.0055-IN. 60 LB. KRAFT PAPER.
B. POLYETHYLENE PIPE AND FITTINGS IN ACCORDANCE WITH ASTM D-2513, GRADES 2306, 3306, AND 3408 WITH FUSION JOINTS ONLY.
 - UNDERGROUND DRIPS SHALL BE AGA AND LOCAL GAS COMPANY APPROVED AND SHALL BE CAST IRON OR TAR COATED WELDED STEEL POTS WITH ADJUSTABLE TAR COATED CAST IRON EXTENSION SHAFT AND FLUSH BOX WITH LOCK TYPE EXTRA HEAVY CAST IRON COVER MARKED GAS DRIP.
 - SHUT-OFF VALVES INSIDE BUILDING**
A. PLUG VALVES:
1. 2-IN. AND SMALLER: BRONZE NON-LUBRICATED PLUG GAS COCKS WITH FLAT HEAD, 125 PSIG WOG, SIMILAR TO CRANE NO. 252 OR WALTHAM NO. 555.
2. 2 1/2 IN. TO 4-IN. THREADED SEMI-STEEL OR FLANGED IRON BODY LUBRICATED TAPERED PLUG TYPE, 175 PSIG WOG, SIMILAR TO ROCKWELL FIG. 142 (THREADED) AND 143 (FLANGED).

281
Fifth Avenue
NEW YORK, NY

OWNER:
VICTOR NOMAD LLC

CONSTRUCTION MANAGER:
LEND LEASE
200 PARK AVENUE, 9TH FLOOR
NEW YORK, NY 10016
TEL: 212 592 6700

ARCHITECT:
RAFAEL VINOLY ARCHITECTS PC
50 VANDAM STREET
NEW YORK, NY 10013
TEL: 212 924 5060 FAX: 212 924 5858

STRUCTURAL ENGINEER:
WSP PARSONS BRINCKERHOFF
ONE PENN PLAZA, 4TH FLOOR
NEW YORK, NY 10119
TEL: 212 687 9888

MEP/FIT ENGINEER:
MGE ENGINEERING D.P.C.
116 WEST 32ND STREET, 12TH FLOOR
NEW YORK, NY 10001
TEL: 212 643 9055

GEOTECH CIVIL ENGINEER:
LANGAN ENGINEERING
300 KIMBALL DRIVE, 4TH FLOOR
PARSIPPANY, NJ 07054
TEL: 973 560 4900

VERTICAL TRANSPORT CONSULTANT:
VAN DEUSEN & ASSOCIATES
120 EAGLE ROCK AVENUE, SUITE 310
EAST HANOVER, NJ, 07936
TEL: 973 994 9220

ENCLOSURE CONSULTANT:
VIDARIS, INC.
360 PARK AVENUE SOUTH, 15TH FLOOR
NEW YORK, NY 10010
TEL: 212 689 5389

FACADE MAINTENANCE CONSULTANT:
ENTEK ENGINEERING LLC
166 AMES STREET
HACKENSACK, NJ 07601
TEL: 201 820 2801

ACOUSTICAL CONSULTANT:
CERAMI & ASSOCIATES
404 FIFTH AVENUE
NEW YORK, NY 10018
TEL: 212 616 4179

LIGHTING CONSULTANT:
ONE LUX STUDIO
158 WEST 29TH STREET, 10TH FLOOR
NEW YORK, NY 10001
TEL: 212 201 5790

SPECIFICATIONS CONSULTANT:
ROBERT SCHWARTZ & ASSOCIATES
589 EIGHTH AVENUE, 17TH FLOOR
NEW YORK, NY 10018
TEL: 212 691 3248

ENERGY MODELING CONSULTANT:
STEVEN WINTER ASSOCIATES, INC
307 SEVENTH AVENUE, SUITE 1701
NEW YORK, NY 10001
TEL: 212 564 5800

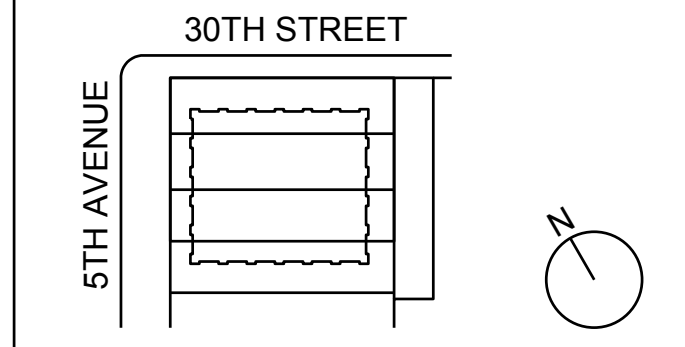
INTERIOR DESIGN CONSULTANT:
BEERS INTERIORS
156 5TH AVENUE, PENTHOUSE 2
NEW YORK, NY 10010
TEL: 212 352 2020



SEAL

02/24/17	DOB PAA
12/12/16	CONST. DOC.
10/31/16	95% CD SET
08/01/16	85% CD
06/15/16	ISSUED FOR BID
04/29/16	UNDERGROUND BID PACKAGE
04/29/16	UNDERGROUND PLUMBING PACKAGE
04/08/16	PROGRESS DD
04/08/16	DOB SUBMITTAL
01/18/16	FOUNDATION BID
12/18/15	Schematic DESIGN
04/15/15	DOB SUBMITTAL

ISSUE NO. DATE DESCRIPTION



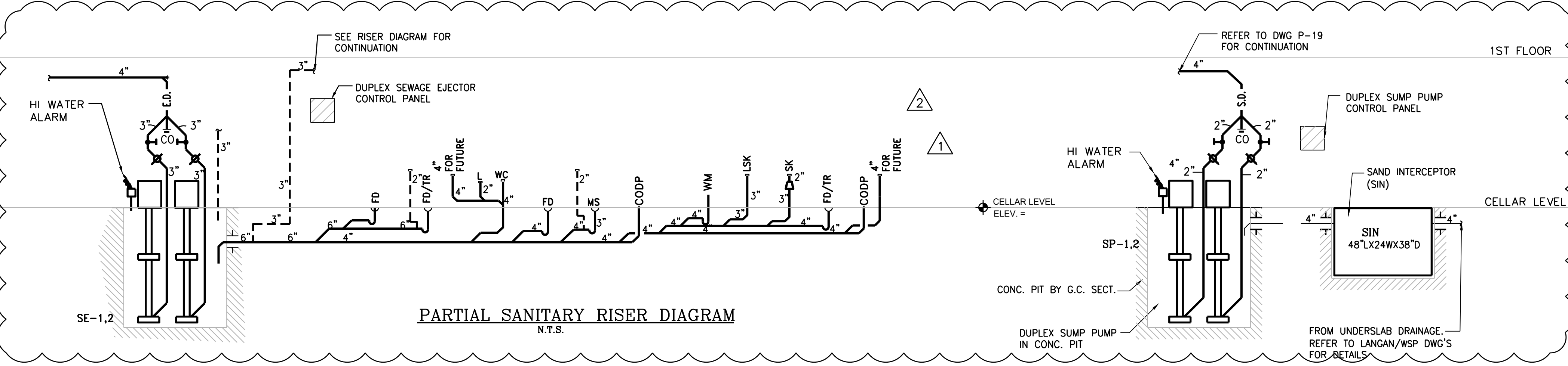
KEY PLAN AND NORTH SIGN
IF THIS DRAWING IS NOT 42" X 30" IT IS A REDUCED PRINT.
REFER TO GRAPHIC SCALE

PROJECT NUMBER: 6982.00
SCALE: 1/4" = 1'-0"



NEW YORK CITY BUILDING DEPARTMENT APPROVAL NOTE
THIS PLAN IS APPROVED ONLY FOR WORK INDICATED ON THE APPLICATION SPECIFICATION SHEET. ALL OTHER MATTERS SHOWN ARE NOT TO BE RELIED UPON, OR TO BE CONSIDERED AS EITHER BEING APPROVED OR IN ACCORDANCE WITH APPLICABLE CODES.

NEW YORK CITY ENERGY CONSERVATION CODE
TO THE BEST OF MY KNOWLEDGE, BELIEF AND PROFESSIONAL JUDGMENT, THIS PLAN IS IN COMPLIANCE WITH THE NEW YORK CITY ENERGY CONSERVATION CODE.



281 Fifth Avenue NEW YORK, NY

OWNER:
VICTOR NOMAD LLC

CONSTRUCTION MANAGER:
LEND LEASE
200 PARK AVENUE, 9TH FLOOR
NEW YORK, NY 10166
TEL: 212 592 6700

ARCHITECT:
RAFAEL VINOLY ARCHITECTS PC
50 VANDAM STREET
NEW YORK, NY 10013
TEL: 212 924 5060 FAX: 212 924 5858

STRUCTURAL ENGINEER:
WSP PARSONS BRINCKERHOFF
ONE PENN PLAZA, 4TH FLOOR
NEW YORK, NY 10119
TEL: 212 687 9888

MED/FIT ENGINEER:
MGE ENGINEERING D.P.C.
116 WEST 32ND STREET, 12TH FLOOR
NEW YORK, NY 10001
TEL: 212 643 9055

GEOTECH CIVIL ENGINEER:
LANGAN ENGINEERING
300 KIMBALL DRIVE, 4TH FLOOR
PARSIPPANY, NJ, 07054
TEL: 973 560 4900

VERTICAL TRANSPORT CONSULTANT:
VAN DEUSEN & ASSOCIATES
120 EAGLE ROCK AVENUE, SUITE 310
EAST HANOVER, NJ, 07936
TEL: 973 994 9220

ENCLOSURE CONSULTANT:
VIDARIS, INC.
360 PARK AVENUE SOUTH, 15TH FLOOR
NEW YORK, NY, 10010
TEL: 212 689 5389

FACADE MAINTENANCE CONSULTANT:
ENTEK ENGINEERING LLC
166 AMES STREET
HACKENSACK, NJ, 07601
TEL: 201 820 2801

ACOUSTICAL CONSULTANT:
CERAMI & ASSOCIATES
404 FIFTH AVENUE
NEW YORK, NY, 10018
TEL: 212 616 4179

LIGHTING CONSULTANT:
ONE LUX STUDIO
158 WEST 29TH STREET, 10TH FLOOR
NEW YORK, NY, 10001
TEL: 212 201 5790

SPECIFICATIONS CONSULTANT:
ROBERT SCHWARTZ & ASSOCIATES
589 EIGHTH AVENUE, 17TH FLOOR
NEW YORK, NY, 10018
TEL: 212 691 3248

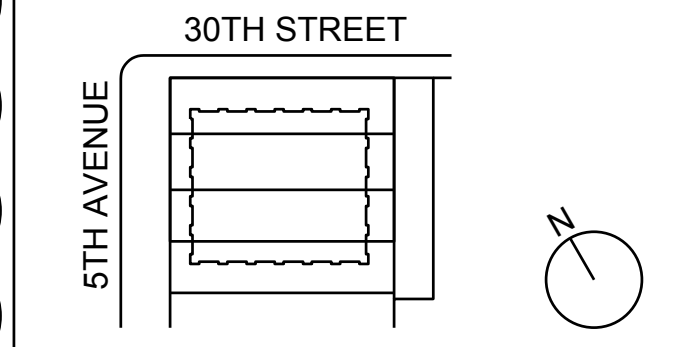
ENERGY MODELING CONSULTANT:
STEVEN WINTER ASSOCIATES, INC
307 SEVENTH AVENUE, SUITE 1701
NEW YORK, NY, 10001
TEL: 212 564 5800

INTERIOR DESIGN CONSULTANT:
BEERS INTERIORS
156 5TH AVENUE, PENTHOUSE 2
NEW YORK, NY, 10010
TEL: 212 352 2020



SEAL

02/24/17	DOB PAA
02/17/17	BULLETIN #3
12/22/16	CONST. DOC. UPDATE
12/12/16	CONST. DOC.
10/31/16	95% CD SET
08/01/16	85% CD
06/15/16	ISSUED FOR BID
04/08/16	PROGRESS DD
04/08/16	DOB SUBMITTAL
01/18/16	FOUNDATION BID
12/18/15	SCHEMATIC DESIGN
04/15/15	DOB SUBMITTAL
ISSUE NO.	DATE
	DESCRIPTION



KEY PLAN AND NORTH SIGN
IF THIS DRAWING IS NOT 42" X 30" IT IS A REDUCED PRINT.
REFER TO GRAPHIC SCALE

PROJECT NUMBER: 6982.00
SCALE: 1/4" = 1'-0"

CELLAR
PLUMBING
PLAN

SHEET TITLE:
P-101.01

SHEET NUMBER: 4 OF 487

LEGEND:

- P-1 WATER CLOSET
- P-2 LAVATORY
- P-3 TUB AND SHOWER
- P-4 SHOWER
- P-5 SINK WITH DISHWASHER
- P-6 REFRIGERATOR WITH ICE MAKER
- P-7 WASHING MACHINE/DRYER

REFER TO INTERIOR DESIGNER AND ARCHITECTURAL DWG'S FOR TYPE AND SPECIFICATIONS OF PLBG FIXTURES;
RECOMMENDATION:
WATER CLOSET: GAROMA DUAL FLUSH CAROMA SOMERTON SMART EZ HEIGHT ELONGATED
LAVATORY FAUCET: FLUID UTOPA SINGLE LEVER LAVATORY FAUCET
SHOWER/TUB FAUCET/TRIM: FLUID UTOPA PRESSURE BALANCING TUB AND SHOWER TRIM SET
VALVE AND TRIM COMBO: FLUID UTOPA VALVE AND TRIM
SINK: FLUID SINGLE UNDERCOUNTER-USER'S DOUBLE UNDERCOUNTER UDR3219
SINK FAUCET: FLUID KITCHEN FAUCET FR21

GENERAL NOTE:

- REMOVAL AND RELOCATION OF CERTAIN WORK WILL BE NECESSARY TO PERFORM GENERAL WORK. ALL CONDITIONS CANNOT BE COMPLETELY DETAILED ON THE DRAWINGS. THE CONTRACTOR SHALL SURVEY THE SITE AND INCLUDE ALL CHANGES IN CREATING THE WORK PROPOSAL.
- PLBG CONTRACTOR SHALL COORDINATE WORK WITH ALL TRADES.
- FOR MORE DETAILS FOR PLBG PIPE SIZES REFER TO RISER DIAGRAMS.
- LOCATION OF RISER INSIDE SHAFTS TO BE COORDINATED WITH HVAC AND ELECTRIC CONTRACTOR.

ADDITIONAL SCOPE NOT INDICATED ON DRAWINGS

1. PROVIDE ACCESS DOORS FOR ALL VALVES LOCATED IN CEILINGS OR WALLS.
2. PROVIDE RELIEF VENTS FOR ALL SANITARY STACK OFFSETS IN ACCORDANCE WITH THE NEW YORK CITY BUILDING CODE.
3. PROVIDE RISER CONTROL VALVES FOR EACH HOT AND COLD WATER RISER. ALL RISER CONTROL VALVES TO BE PROVIDED WITH AN ACCESS DOOR TO BE COORDINATED WITH ARCHITECT.
4. EACH APARTMENT KITCHEN:
IN-SINK ERATOR: MODEL 555SS, 3/4"HP, 1/2" CW FEED TO REFRIGERATOR.

NOTE:

1. PROVIDE SLEEVES FOR ALL PLBG PIPING PENETRATING SHEAR WALLS.
2. ALL SAN & STORM WATER HORIZONTAL RUNS/OFFSETS TO BE INSULATED.

NOTE:

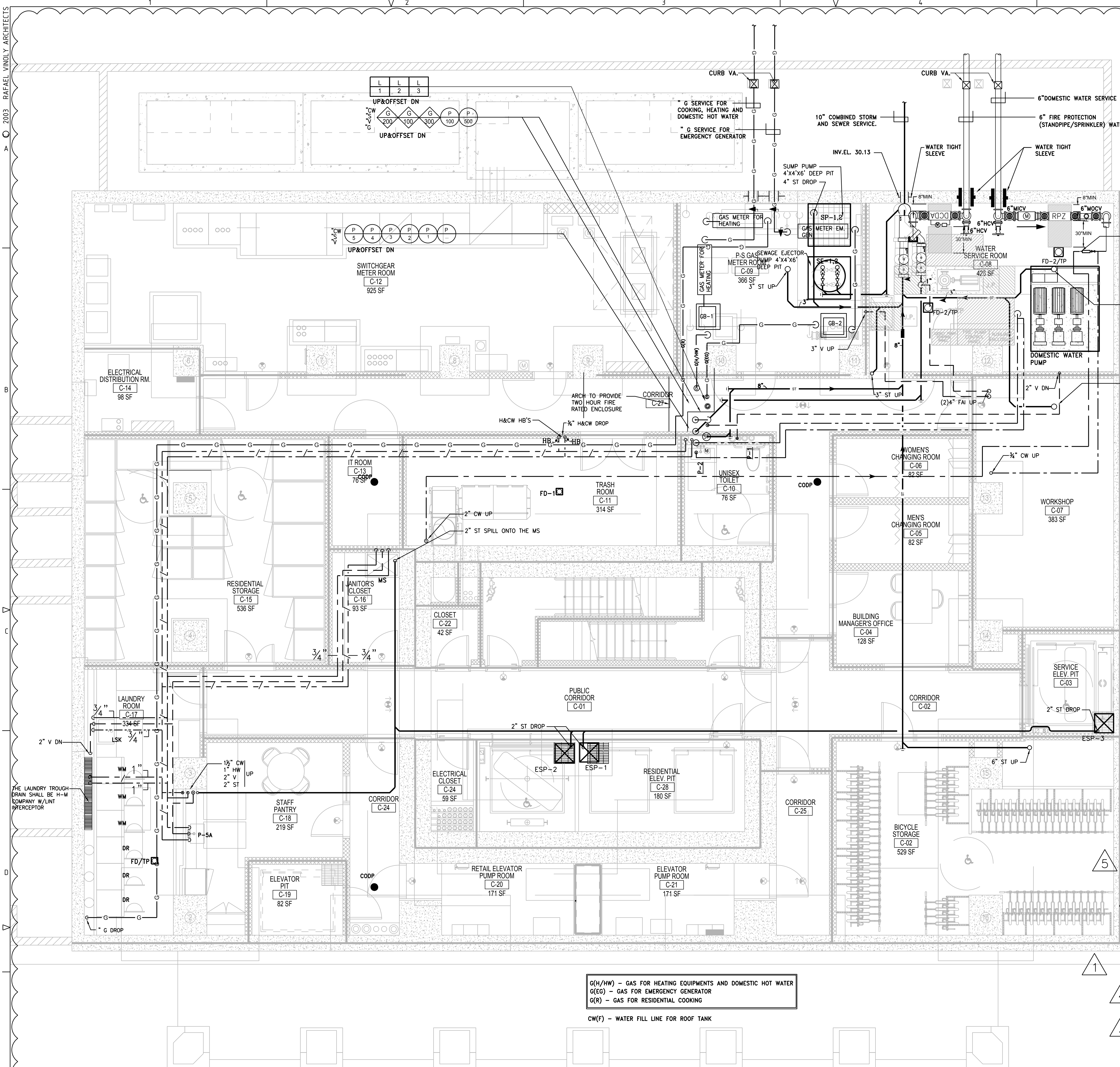
THE AREA BEHIND LAVATORIES IN BATHROOMS SHALL REMAIN CLEAR TO ACCOMMODATE RECESSED MEDICINE CABINETS INSTALLATION.

WASHING MACHINE BOX-2 X 4 WASHING MACHINE BOX DATEY MODEL #38203 WHITE PVC BOX, FACEPLATE AND BRACKETS. THE WASHING MACHINE BOX SHALL HAVE TWO LEAD FREE 1/4 TURN COPPER SWEAT VALVES WITH HAMMER ARRESTORS, INSTALLED MEETING ASME A112.18.1 AND ASSE 1010. IT SHALL BE PROVIDED WITH TWO SUPPORT BRACKETS FOR DIRECT STUD MOUNTING, ONE CONDENSATE LINE CONNECTOR, ONE RED VALVE CLIP, ONE BLUE VALVE CLIP, ONE DRAIN PLUG AND ONE FACEPLATE. DATEY MODEL # 38203.



NEW YORK CITY BUILDING DEPARTMENT APPROVAL NOTE
THIS PLAN IS APPROVED ONLY FOR WORK INDICATED ON THE APPLICATION SPECIFICATION SHEET. ALL OTHER MATTERS SHOWN ARE NOT TO BE RELIED UPON, OR TO BE CONSIDERED AS EITHER BEING APPROVED OR IN ACCORDANCE WITH APPLICABLE CODES.

NEW YORK CITY ENERGY CONSERVATION CODE
TO THE BEST OF MY KNOWLEDGE, BELIEF AND PROFESSIONAL JUDGMENT, THESE PLANS AND SPECIFICATIONS ARE IN COMPLIANCE WITH THE NEW YORK CITY ENERGY CONSERVATION CODE.



G(H/HW) - GAS FOR HEATING EQUIPMENTS AND DOMESTIC HOT WATER
G(EG) - GAS FOR EMERGENCY GENERATOR
G(R) - GAS FOR RESIDENTIAL COOKING

CW(F) - WATER FILL LINE FOR ROOF TANK

© 2013 RAFAEL VINOLY ARCHITECTS

OWNER:
VICTOR NOMAD LLC

CONSTRUCTION MANAGER:
LEND LEASE
200 PARK AVENUE, 9TH FLOOR
NEW YORK, NY 10166
TEL: 212 592 6700

ARCHITECT:
RAFAEL VINDOY ARCHITECTS PC
50 VANDAM STREET
NEW YORK, NY 10013
TEL: 212 924 5060 FAX: 212 924 5858

STRUCTURAL ENGINEER:
WSP PARSONS BRINCKERHOFF
ONE PENN PLAZA, 4TH FLOOR
NEW YORK, NY 10119
TEL: 212 677 9888

MED/FIT ENGINEER:
MGE ENGINEERING D.P.C.
116 WEST 32ND STREET, 12TH FLOOR
NEW YORK, NY 10001
TEL: 212 643 9055

GEOTECH CIVIL ENGINEER:
LANGAN ENGINEERING
300 KIMBALL DRIVE, 4TH FLOOR
PARSIPPANY, NJ, 07054
TEL: 973 560 4900

VERTICAL TRANSPORT CONSULTANT:
VAN DEUSEN & ASSOCIATES
120 SCALE ROCK AVENUE, SUITE 310
EAST HANOVER, NJ, 07836
TEL: 973 994 9220

ENCLOSURE CONSULTANT:
VIDARIS, INC.
360 PARK AVENUE SOUTH, 15TH FLOOR
NEW YORK, NY, 10010
TEL: 212 689 5389

FACADE MAINTENANCE CONSULTANT:
ENITEK ENGINEERING LLC
166 AMES STREET
HACKENSACK, NJ, 07601
TEL: 201 820 2801


ACOUSTICAL CONSULTANT:
CERAMI & ASSOCIATES
404 FIFTH AVENUE
NEW YORK, NY, 10018
TEL: 212 616 4179

LIGHTING CONSULTANT:
ONE LUX STUDIO
158 WEST 29TH STREET, 10TH FLOOR
NEW YORK, NY, 10001
TEL: 212 201 5790

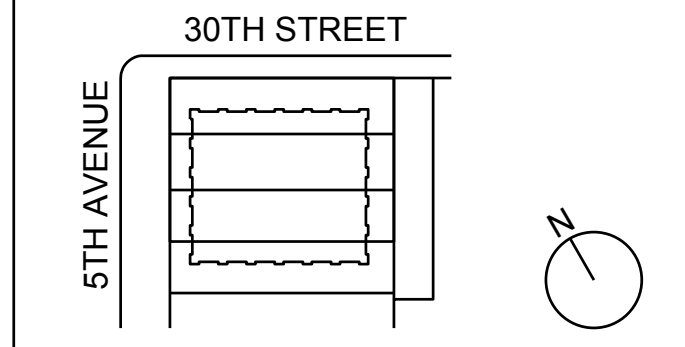
SPECIFICATIONS CONSULTANT:
ROBERT SCHWARTZ & ASSOCIATES
589 EIGHTH AVENUE, 17TH FLOOR
NEW YORK, NY, 10018
TEL: 212 691 3248

ENERGY MODELING CONSULTANT:
STEVEN WINTER ASSOCIATES, INC.
307 SEVENTH AVENUE, SUITE 1701
NEW YORK, NY, 10001
TEL: 212 564 5800

INTERIOR DESIGN CONSULTANT:
BEERS INTERIORS
156 5TH AVENUE, PENTHOUSE 2
NEW YORK, NY, 10010
TEL: 212 352 2020



SEAL	DATE	DESCRIPTION
▲	02/24/17	DOB PAA
▲	02/17/17	BULLETIN #3
▲	12/22/16	CONST. DOC. UPDATE
▲	12/12/16	CONST. DOC.
▲	10/31/16	95% CD SET
▲	08/01/16	85% CD
▲	06/15/16	ISSUED FOR BID
▲	04/08/16	PROGRESS DD
▲	04/08/16	DOB SUBMITTAL
▲	01/18/16	FOUNDATION BID
▲	12/18/15	SCHEMATIC DESIGN
▲	04/15/15	DOB SUBMITTAL
ISSUE NO.	DATE	DESCRIPTION



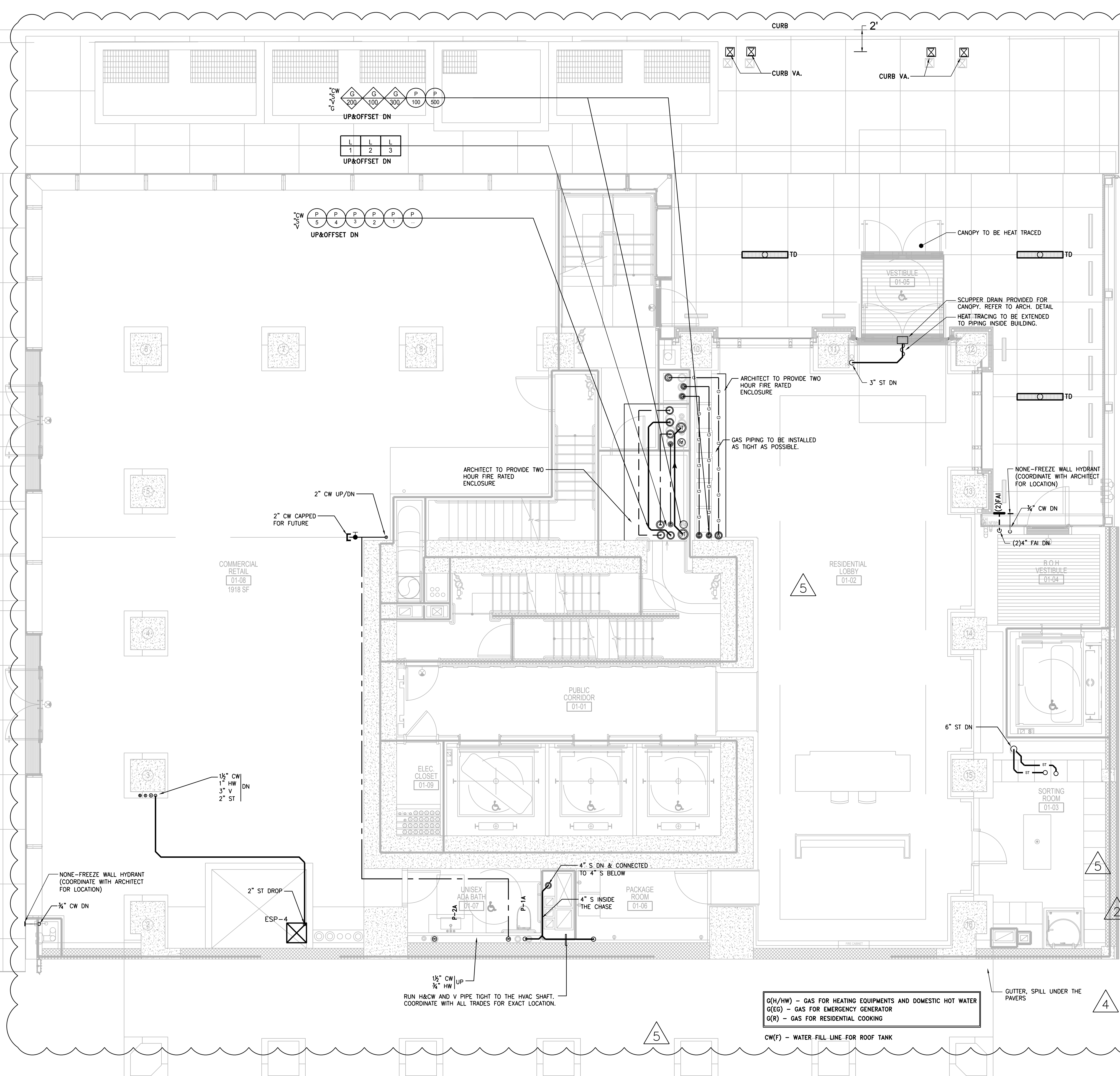
KEY PLAN AND NORTH SIGN
IF THIS DRAWING IS NOT 42" X 30" IT IS A REDUCED PRINT.
REFER TO GRAPHIC SCALE

PROJECT NUMBER: 6982.00
SCALE 1/4" = 1'-0"

1ST FLOOR
PLUMBING
PLAN

SHEET TITLE:
P-102.01

SHEET NUMBER: 5 OF 47



LEGEND:
P-1 WATER CLOSET
P-2 LAVATORY
P-3 TUB AND SHOWER
P-4 SHOWER
P-5 SINK WITH DISHWASHER
P-6 REFRIGERATOR WITH ICE MAKER
P-7 WASHING MACHINE/DRYER

REFER TO INTERIOR DESIGNER AND ARCHITECTURAL DWG'S FOR TYPE AND SPECIFICATIONS OF PLBG FIXTURES;
RECOMMENDATION:
WATER CLOSET: CAROMA DUAL FLUSH CAROMA SOWERON SMART EZ HEIGHT ELONGATED
LAVATORY FAUCET: FLUID UTOPIA SINGLE LEVER LAVATORY FAUCET
SHOWER/TUB FAUCET/TRIM: FLUID UTOPIA PRESSURE BALANCING TUB AND SHOWER TRIM SET
SINK AND TRIM COMBO: FLUID UTOPIA VALVE AND TRIM
SINK: FLUID SINGLE UNDERCOUNTER-UGR219, DOUBLE UNDERCOUNTER-UDR219
SINK FAUCET: FLUID KITCHEN FAUCET FR21

GENERAL NOTE:
-REMOVAL AND RELOCATION OF CERTAIN WORK WILL BE NECESSARY TO PERFORM GENERAL WORK. ALL CONDITIONS CANNOT BE COMPLETELY DETAILED ON THE DRAWINGS. THE CONTRACTOR SHALL SURVEY THE SITE AND INCLUDE ALL CHANGES IN CREATING THE WORK PROPOSAL.
-PLBG CONTRACTOR SHALL COORDINATE WITH ALL TRADES.
-FOR MORE DETAILS FOR PLBG PIPE SIZES REFER TO RISER DIAGRAMS.
-LOCATION OF RISER INSIDE SHAFTS TO BE COORDINATED WITH HVAC AND ELECTRIC CONTRACTOR.

ADDITIONAL SCOPE NOT INDICATED ON DRAWINGS

- PROVIDE ACCESS DOORS FOR ALL VALVES LOCATED IN CEILINGS OR WALLS.
- PROVIDE RELIEF VENTS FOR ALL SANITARY STACK OFFSETS IN ACCORDANCE WITH THE NEW YORK CITY BUILDING CODE.
- PROVIDE RISER CONTROL VALVES FOR EACH HOT AND COLD WATER RISER. ALL RISER CONTROL VALVES TO BE PROVIDED WITH AN ACCESS DOOR TO BE COORDINATED WITH ARCHITECT.
- EACH APARTMENT KITCHEN:
IN-SINK ERATOR: MODEL 555SS, 3/4"HP, 1/2" CW FEED TO REFRIGERATOR.

NOTE:
1. PROVIDE SLEEVES FOR ALL PLBG PIPING PENETRATING SHEAR WALLS.
2. ALL SAN & STORM WATER HORIZONTAL RUNS/OFFSETS TO BE INSULATED.

NOTE:
THE AREA BEHIND LAVATORIES IN BATHROOMS SHALL REMAIN CLEAR TO ACCOMMODATE RECESSED MEDICINE CABINETS INSTALLATION
WASHING MACHINE BOX - 2 X 4 WASHING MACHINE BOX GATEY MODEL #38203 WHITE PVC BOX, FACEPLATE AND BRACKETS. THE WASHING MACHINE BOX SHALL HAVE TWO LEAD FREE 1/4 TURN, COPPER SWEAT VALVES WITH HAMMER ARRESTORS, INSTALLED MEETING ASME A112.18.1 AND ASSE 1010. IT SHOULD INCLUDE TWO SUPPORT BRACKETS FOR DIRECT STUD MOUNTING, ONE CONDENSATE LINE CONNECTOR, ONE RED VALVE CLIP, ONE BLUE VALVE CLIP, ONE DRAIN PLUG AND ONE FACEPLATE. GATEY MODEL # 38203.

G(H)/HW - GAS FOR HEATING EQUIPMENTS AND DOMESTIC HOT WATER
G(E) - GAS FOR EMERGENCY COOKING
G(R) - GAS FOR RESIDENTIAL COOKING

CW(F) - WATER FILL LINE FOR ROOF TANK

NEW YORK CITY BUILDING DEPARTMENT APPROVAL NOTE
THIS PLAN IS APPROVED ONLY FOR WORK INDICATED ON THE APPLICATION SPECIFICATION SHEET. ALL OTHER MATTERS SHOWN ARE NOT TO BE RELIED UPON, OR TO BE CONSIDERED AS EITHER BEING APPROVED OR IN ACCORDANCE WITH APPLICABLE CODES.

NEW YORK CITY ENERGY CONSERVATION CODE
TO THE BEST OF MY KNOWLEDGE, BELIEF AND PROFESSIONAL JUDGMENT, THESE PLANS AND SPECIFICATIONS ARE IN COMPLIANCE WITH THE NEW YORK CITY ENERGY CONSERVATION CODE.

Damian Titus
APPROVED
Under Directive 3 of 1975
NYC Development Hub
Date: 08/01/2017



2013 RAFAEL VINDOY ARCHITECTS

281 Fifth Avenue NEW YORK, NY

OWNER:
VICTOR NOMAD LLC

CONSTRUCTION MANAGER:
LEND LEASE
200 PARK AVENUE, 9TH FLOOR
NEW YORK, NY 10166
TEL: 212 592 6700

ARCHITECT:
RAFAEL VINDOY ARCHITECTS PC
50 VANDAM STREET
NEW YORK, NY 10013
TEL: 212 924 5060 FAX: 212 924 5858

STRUCTURAL ENGINEER:
WSP PARSONS BRINCKERHOFF
ONE PENN PLAZA, 4TH FLOOR
NEW YORK, NY 10119
TEL: 212 687 9888

MEP/FIT ENGINEER:
MGE ENGINEERING D.P.C.
116 WEST 32ND STREET, 12TH FLOOR
NEW YORK, NY 10001
TEL: 212 643 9055

GEOTECH CIVIL ENGINEER:
LANGAN ENGINEERING
300 KIMBALL DRIVE, 4TH FLOOR
PARSIPPANY, NJ, 07054
TEL: 973 560 4900

VERTICAL TRANSPORT CONSULTANT:
VAN DEUSEN & ASSOCIATES
120 EAGLE ROCK AVENUE, SUITE 310
EAST HANOVER, NJ, 07836
TEL: 973 994 9220

ENCLOSURE CONSULTANT:
VIDARIS, INC.
360 PARK AVENUE SOUTH, 15TH FLOOR
NEW YORK, NY 10010
TEL: 212 689 5389

FACADE MAINTENANCE CONSULTANT:
ENTEK ENGINEERING LLC
166 AMES STREET
HACKENSACK, NJ, 07601
TEL: 201 820 2801

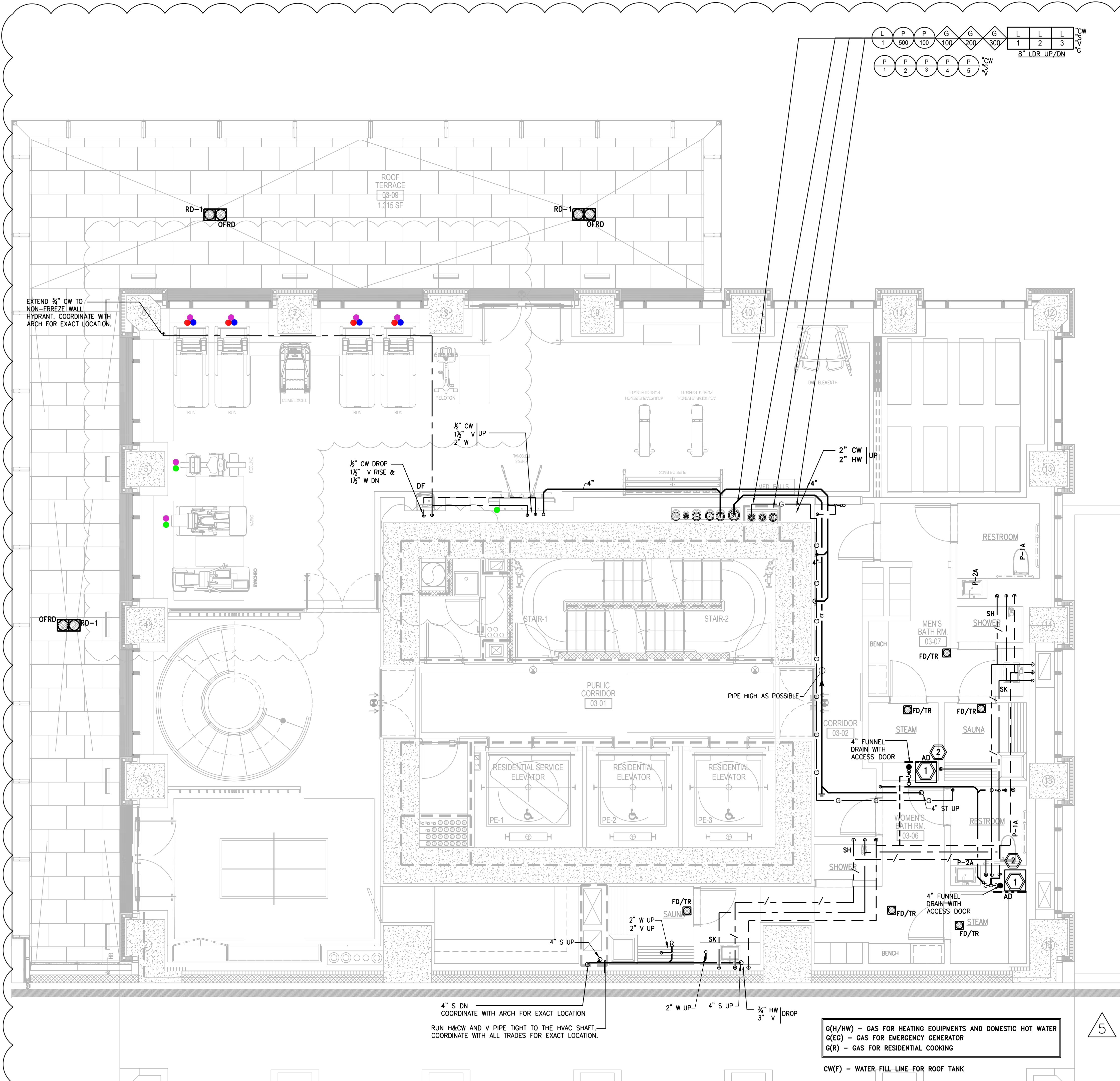
ACOUSTICAL CONSULTANT:
CERAMI & ASSOCIATES
404 FIFTH AVENUE
NEW YORK, NY 10018
TEL: 212 616 4179

LIGHTING CONSULTANT:
ONE LUX STUDIO
158 WEST 29TH STREET, 10TH FLOOR
NEW YORK, NY 10001
TEL: 212 201 5790

SPECIFICATIONS CONSULTANT:
ROBERT SCHWARTZ & ASSOCIATES
589 EIGHTH AVENUE, 17TH FLOOR
NEW YORK, NY 10018
TEL: 212 691 3248

ENERGY MODELING CONSULTANT:
STEVEN WINTER ASSOCIATES, INC.
307 SEVENTH AVENUE, SUITE 1701
NEW YORK, NY 10001
TEL: 212 564 5800

INTERIOR DESIGN CONSULTANT:
BEERS INTERIORS
156 5TH AVENUE, PENTHOUSE 2
NEW YORK, NY 10010
TEL: 212 352 2020



LEGEND:

P-1 WATER CLOSET
P-2 LAVATORY
P-3 TUB AND SHOWER
P-4 SHOWER
P-5 SINK WITH DISHWASHER
P-6 REFRIGERATOR WITH ICE MAKER
P-7 WASHING MACHINE/DRYER

REFER TO INTERIOR DESIGNER AND ARCHITECTURAL DWG'S FOR TYPE AND SPECIFICATIONS OF PLBG FIXTURES:

RECOMMENDATION:
WATER CLOSET: CAROMA DUAL FLUSH CAROMA SOMERTON SMART EZ HEIGHT ELONGATED
LAVATORY FAUCETS: FLUID UTOPA SINGLE LEVER LAVATORY FAUCET
SHOWER/TUB FAUCET/TRIM: FLUID UTOPA PRESSURE-BALANCING TUB AND SHOWER TRIM SET
VALVE AND TRIM COMBO: FLUID UTOPA VALVE AND TRIM
SINK: FLUID SINGLE UNDERCOUNTER-USB219, DOUBLE UNDERCOUNTER-UBR3219
SINK FAUCET: FLUID KITCHEN FAUCET FB21

GENERAL NOTE:

- REMOVAL AND RELOCATION OF CERTAIN WORK WILL BE NECESSARY TO PERFORM GENERAL WORK. ALL CONDITIONS CANNOT BE COMPLETELY DETAILED ON THE DRAWINGS. THE CONTRACTOR SHALL SURVEY THE SITE AND INCLUDE ALL CHANGES IN CREATING THE WORK PROPOSAL.
- PLBG CONTRACTOR SHALL COORDINATE WORK WITH ALL TRADES.
- FOR MORE DETAILS FOR PLBG PIPE SIZES REFER TO RISER DIAGRAMS.
- LOCATION OF RISER INSIDE SHAFTS TO BE COORDINATED WITH HVAC AND ELECTRIC CONTRACTOR.

ADDITIONAL SCOPE NOT INDICATED ON DRAWINGS

1. PROVIDE ACCESS DOORS FOR ALL VALVES LOCATED IN CEILINGS OR WALLS.
2. PROVIDE RELIEF VENTS FOR ALL SANITARY STACK OFFSETS IN ACCORDANCE WITH THE NEW YORK CITY BUILDING CODE.
3. PROVIDE RISER CONTROL VALVES FOR EACH HOT AND COLD WATER RISER. ALL RISER CONTROL VALVES TO BE PROVIDED WITH AN ACCESS DOOR TO BE COORDINATED WITH ARCHITECT.
4. EACH APARTMENT KITCHEN:
IN-SINK ERATOR: MODEL 555SS, 3/4"HP, 1/2" CW FEED TO REFRIGERATOR.

NOTE:

1. PROVIDE SLEEVES FOR ALL PLBG PIPING PENETRATING SHEAR WALLS.
2. ALL SAN & STORM WATER HORIZONTAL RUNS/OFFSETS TO BE INSULATED.

NOTE:

THE AREA BEHIND LAVATORIES IN BATHROOMS SHALL REMAIN CLEAR TO ACCOMMODATE RECESSED MEDICINE CABINETS INSTALLATION.

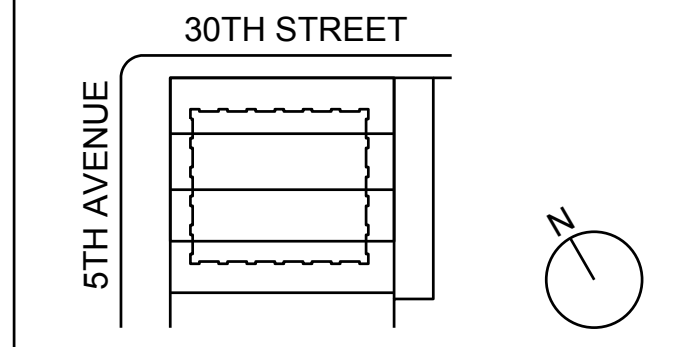
WASHING MACHINE BOX-2 X 4 WASHING MACHINE BOX OATEY MODEL #38203 WHITE PVC BOX, FACEPLATE AND BRACKETS. THE WASHING MACHINE BOX SHALL HAVE TWO LEAD FREE 1/4 TURN COPPER SWEAT VALVES WITH HAMMER ARRESTORS, INSTALLED MEETING ASME A112.18.1 AND ASSE 1010. IT SHOULD INCLUDE TWO SUPPORT BRACKETS FOR DIRECT STUD MOUNTING, ONE CONDENSATE LINE CONNECTOR, ONE RED VALVE CLIP, ONE BLUE VALVE CLIP, ONE DRAIN PLUG AND ONE FACEPLATE. OATEY MODEL # 38203.

- ① CEILING MOUNTED STEAM GENERATOR LOCATION TO BE COORDINATED WITH ARCHITECT. SEE DETAILS FOR PIPING ARRANGEMENT/SCOPE.
- ② EXTEND 3/4" HW TO STEAM GENERATORS

G(H/HW) - GAS FOR HEATING EQUIPMENTS AND DOMESTIC HOT WATER
G(Eg) - GAS FOR EMERGENCY GENERATOR
G(R) - GAS FOR RESIDENTIAL COOKING
CW(F) - WATER FILL LINE FOR ROOF TANK




SEAL	DATE	DESCRIPTION
△	02/24/17	DOB PAA
△	02/17/17	BULLETIN #3
△	12/22/16	CONST. DOC. UPDATE
△	12/12/16	CONST. DOC.
△	10/31/16	95% CD SET
△	08/01/16	85% CD
△	06/15/16	ISSUED FOR BID
△	04/08/16	PROGRESS DD
△	04/08/16	DOB SUBMITTAL
△	01/18/16	FOUNDATION BID
△	12/18/15	SCHEMATIC DESIGN
△	04/15/15	DOB SUBMITTAL
ISSUE NO.	DATE	DESCRIPTION



KEY PLAN AND NORTH SIGN
IF THIS DRAWING IS NOT 42" X 30" IT IS A REDUCED PRINT.
REFER TO GRAPHIC SCALE

PROJECT NUMBER: 6982.00
SCALE: 1/4" = 1'-0"



NEW YORK CITY BUILDING DEPARTMENT APPROVAL NOTE
THIS PLAN IS APPROVED ONLY FOR WORK INDICATED ON THE APPLICATION SPECIFICATION SHEET. ALL OTHER MATTERS SHOWN ARE NOT TO BE RELIED UPON, OR TO BE CONSIDERED AS EITHER BEING APPROVED OR IN ACCORDANCE WITH APPLICABLE CODES.

NEW YORK CITY ENERGY CONSERVATION CODE
TO THE BEST OF MY KNOWLEDGE, BELIEF AND PROFESSIONAL JUDGMENT, THESE PLANS AND SPECIFICATIONS ARE IN COMPLIANCE WITH THE NEW YORK CITY ENERGY CONSERVATION CODE.



3RD FLOOR
PLUMBING
PLAN

SHEET TITLE :
P-104.01

SHEET NUMBER : 7 OF 47

2003 RAFAEL VINDOLY ARCHITECTS

281 Fifth Avenue NEW YORK, NY

OWNER:
VICTOR NOMAD LLC

CONSTRUCTION MANAGER:
LEND LEASE
200 PARK AVENUE, 9TH FLOOR
NEW YORK, NY 10166
TEL: 212 592 6700

ARCHITECT:
RAFAEL VINDOLY ARCHITECTS PC
50 VANDAM STREET
NEW YORK, NY 10013
TEL: 212 924 5060 FAX: 212 924 5858

STRUCTURAL ENGINEER:
WSP PARSONS BRINCKERHOFF
ONE PENN PLAZA, 4TH FLOOR
NEW YORK, NY 10119
TEL: 212 687 9888

MED/FIT ENGINEER:
MGE ENGINEERING D.P.C.
116 WEST 32ND STREET, 12TH FLOOR
NEW YORK, NY 10001
TEL: 212 643 9055

GEOTECH CIVIL ENGINEER:
LANGAN ENGINEERING
300 KIMBALL DRIVE, 4TH FLOOR
PARSIPPANY, NJ 07054
TEL: 973 560 4900

VERTICAL TRANSPORT CONSULTANT:
VAN DEUSEN & ASSOCIATES
120 EAGLE ROCK AVENUE, SUITE 310
EAST HANOVER, NJ 07836
TEL: 973 994 9220

ENCLOSURE CONSULTANT:
VIDARIS, INC.
360 PARK AVENUE SOUTH, 15TH FLOOR
NEW YORK, NY 10010
TEL: 212 689 5389

FAÇADE MAINTENANCE CONSULTANT:
ENTEK ENGINEERING LLC
166 AMES STREET
HACKENSACK, NJ 07601
TEL: 201 820 2801


ACOUSTICAL CONSULTANT:
CERAMI & ASSOCIATES
404 FIFTH AVENUE
NEW YORK, NY 10018
TEL: 212 616 4179

LIGHTING CONSULTANT:
ONE LUX STUDIO
158 WEST 29TH STREET, 10TH FLOOR
NEW YORK, NY 10001
TEL: 212 201 5790

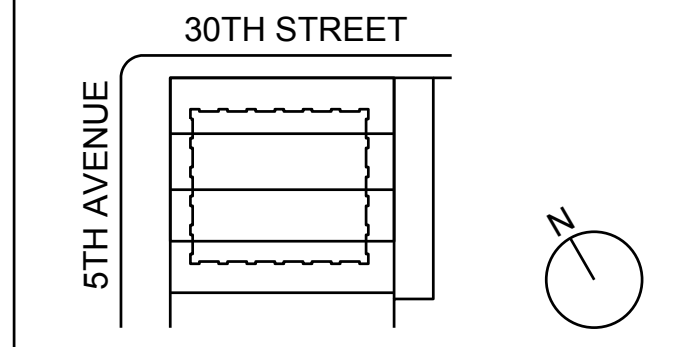
SPECIFICATIONS CONSULTANT:
ROBERT SCHWARTZ & ASSOCIATES
589 EIGHTH AVENUE, 17TH FLOOR
NEW YORK, NY 10018
TEL: 212 691 3248

ENERGY MODELING CONSULTANT:
STEVEN WINTER ASSOCIATES, INC
307 SEVENTH AVENUE, SUITE 1701
NEW YORK, NY 10001
TEL: 212 564 5800

INTERIOR DESIGN CONSULTANT:
BEERS INTERIORS
156 5TH AVENUE, PENTHOUSE 2
NEW YORK, NY 10010
TEL: 212 352 2020



SEAL	DATE	DESCRIPTION
	02/24/17	DOB PAA
	02/17/17	BULLETIN #3
	12/12/16	CONST. DOC.
	10/31/16	95% CD SET
	08/01/16	85% CD
	06/15/16	ISSUED FOR BID
	04/08/16	PROGRESS DD
	04/08/16	DOB SUBMITTAL
	01/18/16	FOUNDATION BID
	12/18/15	SCHEMATIC DESIGN
	04/15/15	DOB SUBMITTAL
ISSUE NO.	DATE	DESCRIPTION



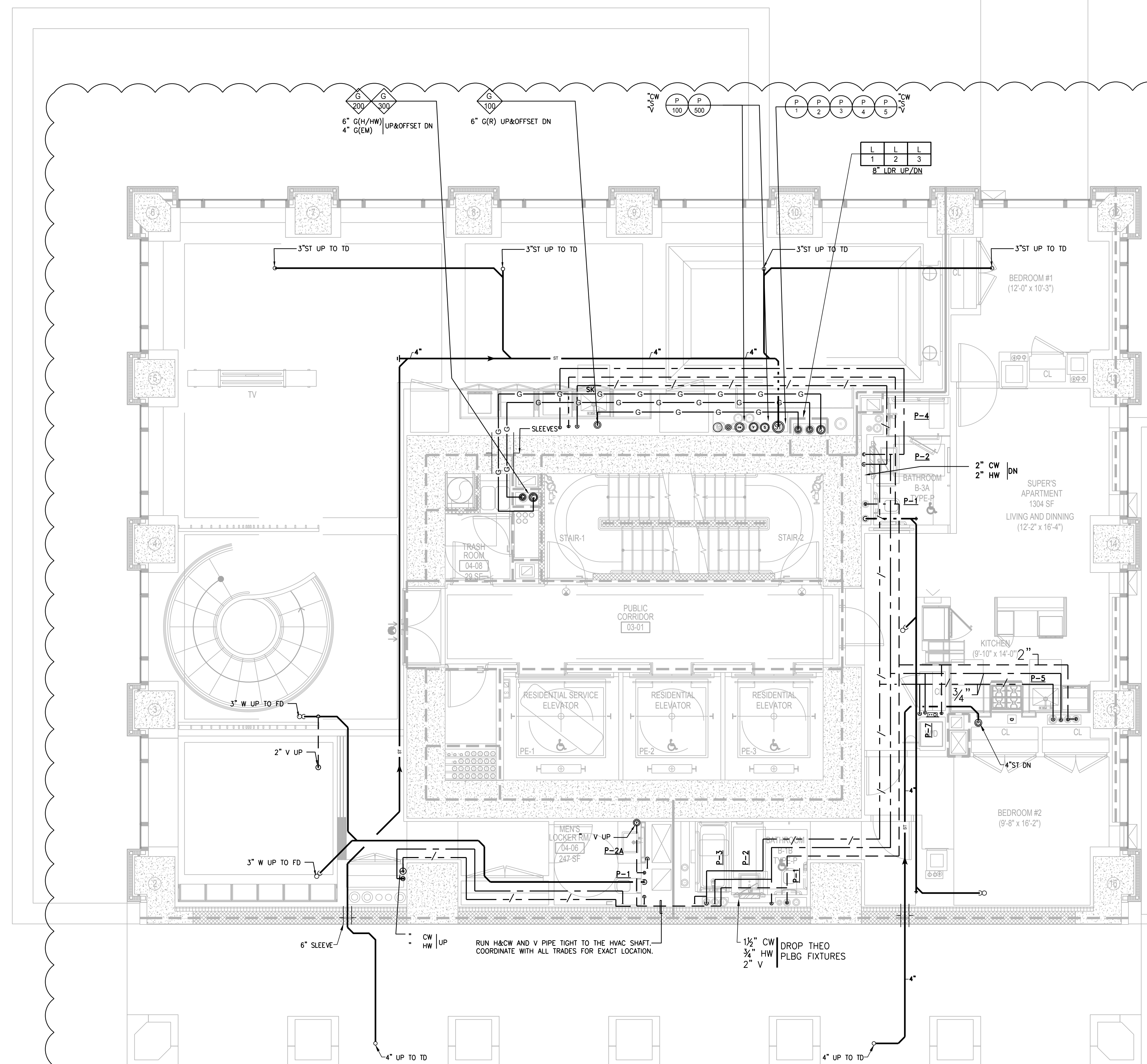
KEY PLAN AND NORTH SIGN
IF THIS DRAWING IS NOT 42" X 30" IT IS
A REDUCED PRINT.
REFER TO GRAPHIC SCALE

PROJECT NUMBER: 6982.00
SCALB(4" = 1'-0")

4TH FLOOR
PLUMBING
PLAN

SHEET TITLE :
P-105.01

SHEET NUMBER : 8 OF 47



LEGEND:

- P-1 WATER CLOSET
- P-2 LAVATORY
- P-3 TUB AND SHOWER
- P-4 SHOWER
- P-5 SINK WITH DISHWASHER
- P-6 REFRIGERATOR WITH ICE MAKER
- P-7 WASHING MACHINE/DRYER

REFER TO PLUMBING FIXTURE PACKAGE FOR DETAILS.

GENERAL NOTE:

- REMOVAL AND RELOCATION OF CERTAIN WORK WILL BE NECESSARY TO PERFORM GENERAL WORK. ALL CONDITIONS CANNOT BE COMPLETELY DETAILED ON THE DRAWINGS. THE CONTRACTOR SHALL SURVEY THE SITE AND INCLUDE ALL CHANGES IN CREATING THE WORK PROPOSAL.
- PLBG CONTRACTOR SHALL COORDINATE WORK WITH ALL TRADES.
- FOR MORE DETAILS FOR PLBG PIPE SIZES REFER TO RISER DIAGRAMS.
- LOCATION OF RISER INSIDE SHAFTS TO BE COORDINATED WITH HVAC AND ELECTRIC CONTRACTOR.

ADDITIONAL SCOPE NOT INDICATED ON DRAWINGS

1. PROVIDE ACCESS DOORS FOR ALL VALVES LOCATED IN CEILINGS OR WALLS.
2. PROVIDE RELIEF VENTS FOR ALL SANITARY STACK OFFSETS IN ACCORDANCE WITH THE NEW YORK CITY BUILDING CODE.
3. PROVIDE RISER CONTROL VALVES FOR EACH HOT AND COLD WATER RISER. ALL RISER CONTROL VALVES TO BE PROVIDED WITH AN ACCESS DOOR TO BE COORDINATED WITH ARCHITECT.
4. EACH APARTMENT KITCHEN:
IN-SINK ERATOR: MODEL 5555S, 3/4"HP, 1/2" CW FEED TO REFRIGERATOR.

NOTE:

1. PROVIDE SLEEVES FOR ALL PLBG PIPING PENETRATING SHEAR WALLS.
2. ALL SAN & STORM WATER HORIZONTAL RUNS/OFFSETS TO BE INSULATED.

NOTE:

THE AREA BEHIND LAVATORIES IN BATHROOMS SHALL REMAIN CLEAR TO ACCOMMODATE RECESSED MEDICINE CABINETS INSTALLATION.

WASHING MACHINE BOX-2 X 4 WASHING MACHINE BOX OATEY MODEL #38203 WHITE PVC BOX, FACEPLATE AND BRACKETS, THE WASHING MACHINE BOX SHALL HAVE TWO LEAD FREE 1/4 TURN COPPER SWEAT VALVES WITH HAMMER ARRESTORS, INSTALLED MEETING ASME A112.18.1 AND ASSE 1010. IT SHOULD INCLUDE TWO SUPPORT BRACKETS FOR DIRECT STUD MOUNTING, ONE CONDENSATE LINE CONNECTOR, ONE RED VALVE CLIP, ONE BLUE VALVE CLIP, ONE DRAIN PLUG AND ONE FACEPLATE, OATEY MODEL # 38203.

NEW YORK CITY BUILDING DEPARTMENT APPROVAL NOTE
THIS PLAN IS APPROVED ONLY FOR WORK INDICATED ON THE APPLICATION SPECIFICATION SHEET. ALL OTHER MATTERS SHOWN ARE NOT TO BE RELIED UPON, OR TO BE CONSIDERED AS EITHER BEING APPROVED OR IN ACCORDANCE WITH APPLICABLE CODES.

NEW YORK CITY ENERGY CONSERVATION CODE
TO THE BEST OF MY KNOWLEDGE, BELIEF AND PROFESSIONAL JUDGMENT, THESE PLANS AND SPECIFICATIONS ARE IN COMPLIANCE WITH THE NEW YORK CITY ENERGY CONSERVATION CODE.



MGE Engineering D.P.C. we engineer success
116 West 32nd Street, 12th Floor, New York, NY 10001
P 212 643 9055 F 212 643 0503 www.mgepc.net

OWNER:
VICTOR NOMAD LLC

CONSTRUCTION MANAGER:
LEND LEASE
200 PARK AVENUE, 9TH FLOOR
NEW YORK, NY 10166
TEL: 212 592 6700

ARCHITECT:
RAFAEL VINOLY ARCHITECTS PC
50 VANDAM STREET
NEW YORK, NY 10013
TEL: 212 924 5060 FAX: 212 924 5858

STRUCTURAL ENGINEER:
WSP PARSONS BRINCKERHOFF
ONE PENN PLAZA, 4TH FLOOR
NEW YORK, NY 10119
TEL: 212 687 9888

MED/FIT ENGINEER:
MGE ENGINEERING D.P.C.
116 WEST 32ND STREET, 12TH FLOOR
NEW YORK, NY 10001
TEL: 212 643 9055

GEOTECH CIVIL ENGINEER:
LANGAN ENGINEERING
300 KIMBALL DRIVE, 4TH FLOOR
PARSIPPANY, NJ, 07054
TEL: 973 560 4900

VERTICAL TRANSPORT CONSULTANT:
VAN DEUSEN & ASSOCIATES
120 EAGLE ROCK AVENUE, SUITE 310
EAST HANOVER, NJ, 07836
TEL: 973 994 9220

ENCLOSURE CONSULTANT:
VIDARIS, INC.
360 PARK AVENUE SOUTH, 15TH FLOOR
NEW YORK, NY, 10010
TEL: 212 689 5389

FACADE MAINTENANCE CONSULTANT:
ENITEK ENGINEERING LLC
166 AMES STREET
HACKENSACK, NJ, 07601
TEL: 201 820 2801


ACOUSTICAL CONSULTANT:
CERAMI & ASSOCIATES
404 FIFTH AVENUE
NEW YORK, NY, 10018
TEL: 212 616 4179

LIGHTING CONSULTANT:
ONE LUX STUDIO
158 WEST 29TH STREET, 10TH FLOOR
NEW YORK, NY, 10001
TEL: 212 201 5790

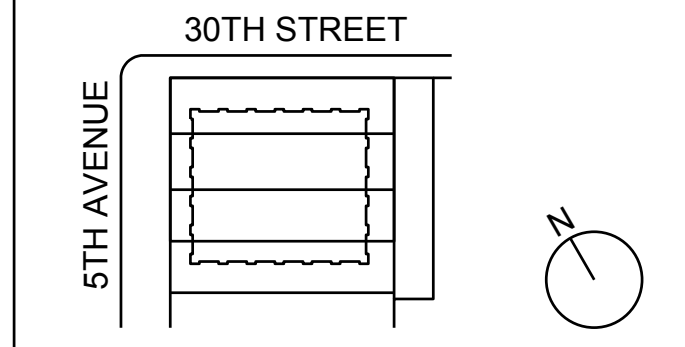
SPECIFICATIONS CONSULTANT:
ROBERT SCHWARTZ & ASSOCIATES
589 EIGHTH AVENUE, 17TH FLOOR
NEW YORK, NY, 10018
TEL: 212 691 3248

ENERGY MODELING CONSULTANT:
STEVEN WINTER ASSOCIATES, INC
307 SEVENTH AVENUE, SUITE 1701
NEW YORK, NY, 10001
TEL: 212 564 5800

INTERIOR DESIGN CONSULTANT:
BEERS INTERIORS
156 5TH AVENUE, PENTHOUSE 2
NEW YORK, NY, 10010
TEL: 212 352 2020



DATE	DESCRIPTION	
02/24/17	DOB PAA	
02/17/17	BULLETIN #3	
12/12/16	CONST. DOC.	
10/31/16	95% CD SET	
08/01/16	85% CD	
06/15/16	ISSUED FOR BID	
04/08/16	PROGRESS DD	
04/08/16	DOB SUBMITTAL	
01/18/16	FOUNDATION BID	
12/18/15	SCHEMATIC DESIGN	
04/15/15	DOB SUBMITTAL	
ISSUE NO.	DATE	DESCRIPTION



KEY PLAN AND NORTH SIGN
IF THIS DRAWING IS NOT 42" X 30" IT IS A REDUCED PRINT.
REFER TO GRAPHIC SCALE

PROJECT NUMBER: 6982.00
SCALE 1/4" = 1'-0"

5TH FLOOR
PLUMBING
PLAN

SHEET TITLE :
P-106.01

SHEET NUMBER : 9 OF 47

GENERAL NOTE:

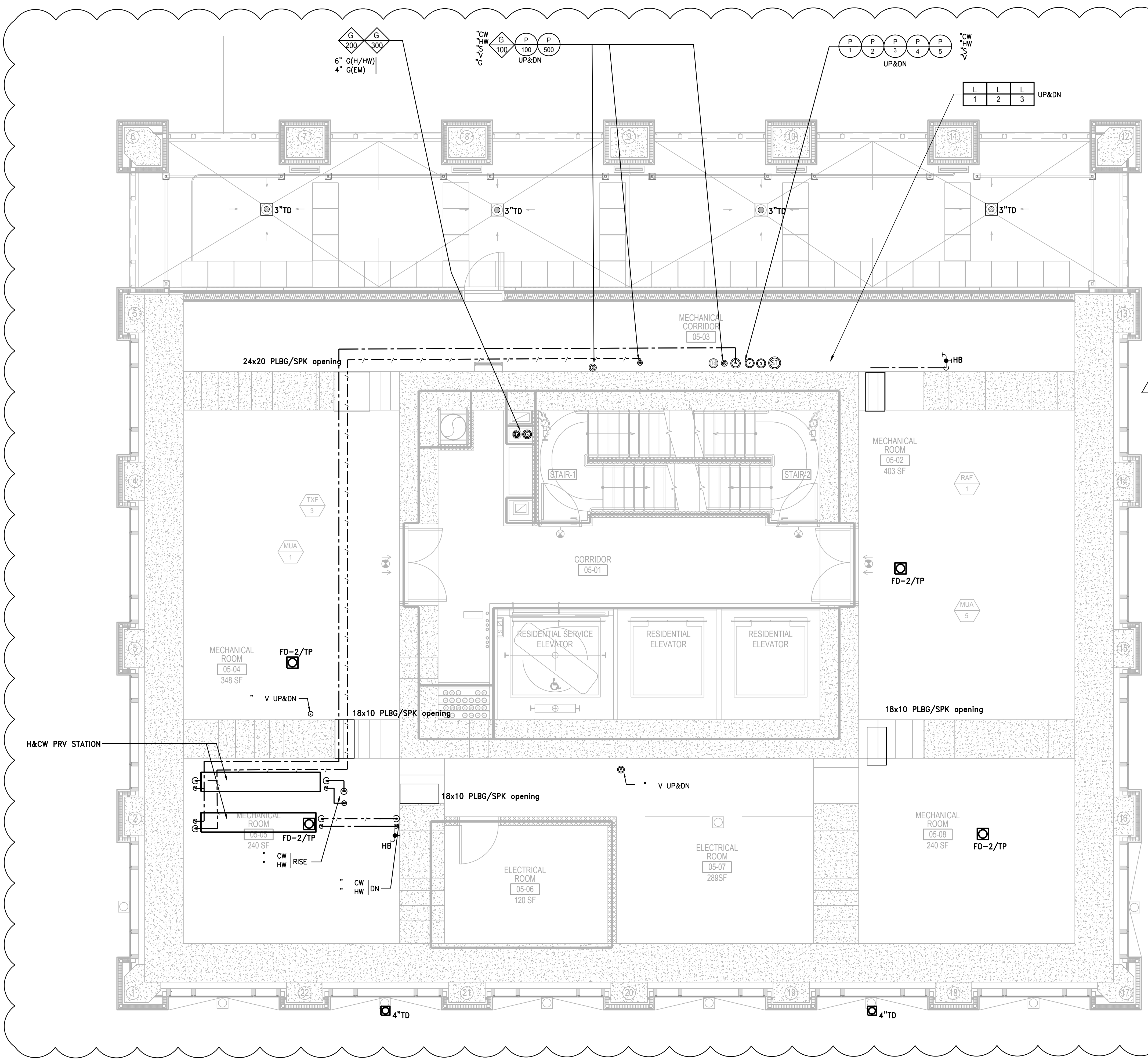
- REMOVAL AND RELOCATION OF CERTAIN WORK WILL BE NECESSARY TO PERFORM GENERAL WORK. ALL CONDITIONS CANNOT BE COMPLETELY DETAILED ON THE DRAWINGS. THE CONTRACTOR SHALL SURVEY THE SITE AND INCLUDE ALL CHANGES IN CREATING THE WORK PROPOSAL.
- PLBG CONTRACTOR SHALL COORDINATE WORK WITH ALL TRADES.
- FOR MORE DETAILS FOR PLBG PIPE SIZES REFER TO RISER DIAGRAMS.
- LOCATION OF RISER INSIDE SHAFTS TO BE COORDINATED WITH HVAC AND ELECTRIC CONTRACTOR.

ADDITIONAL SCOPE NOT INDICATED ON DRAWINGS

- PROVIDE ACCESS DOORS FOR ALL VALVES LOCATED IN CEILINGS OR WALLS.
- PROVIDE RELIEF VENTS FOR ALL SANITARY STACK OFFSETS IN ACCORDANCE WITH THE NEW YORK CITY BUILDING CODE.
- PROVIDE RISER CONTROL VALVES FOR EACH HOT AND COLD WATER RISER. ALL RISER CONTROL VALVES TO BE PROVIDED WITH AN ACCESS DOOR TO BE COORDINATED WITH ARCHITECT.
- EACH APARTMENT KITCHEN:
IN-SINK ERATOR: MODEL 555SS, 3/4"HP, 1/2" CW FEED TO REFRIGERATOR.

NOTE:

- PROVIDE SLEEVES FOR ALL PLBG PIPING PENETRATING SHEAR WALLS.
- ALL SAN & STORM WATER HORIZONTAL RUNS/OFFSETS TO BE INSULATED.



NEW YORK CITY BUILDING DEPARTMENT APPROVAL NOTE
THIS PLAN IS APPROVED ONLY FOR WORK INDICATED ON THE APPLICATION SPECIFICATION SHEET. ALL OTHER MATTERS SHOWN ARE NOT TO BE RELIED UPON, OR TO BE CONSIDERED AS EITHER BEING APPROVED OR IN ACCORDANCE WITH APPLICABLE CODES.

NEW YORK CITY ENERGY CONSERVATION CODE
TO THE BEST OF MY KNOWLEDGE, BELIEF AND PROFESSIONAL JUDGMENT, THESE PLANS AND SPECIFICATIONS ARE IN COMPLIANCE WITH THE NEW YORK CITY ENERGY CONSERVATION CODE.



© 2013 RAFAEL VIÑOLY ARCHITECTS

1 2 3 4 5 6

281 Fifth Avenue NEW YORK, NY

OWNER:
VICTOR NOMAD LLC

CONSTRUCTION MANAGER:
LEND LEASE
200 PARK AVENUE, 9TH FLOOR
NEW YORK, NY 10166
TEL: 212 592 6700

ARCHITECT:
RAFAEL VIÑOLY ARCHITECTS PC
50 VANDAM STREET
NEW YORK, NY 10013
TEL: 212 924 5060 FAX: 212 924 5858

STRUCTURAL ENGINEER:
WSP PARSONS BRINCKERHOFF
ONE PENN PLAZA, 4TH FLOOR
NEW YORK, NY 10119
TEL: 212 687 9888

MEDICAL ENGINEER:
MGE ENGINEERING D.P.C.
116 WEST 32ND STREET, 12TH FLOOR
NEW YORK, NY 10001
TEL: 212 643 9055

GEOTECH CIVIL ENGINEER:
LANGAN ENGINEERING
300 KIMBALL DRIVE, 4TH FLOOR
PARSIPPANY, NJ, 07054
TEL: 973 560 4900

VERTICAL TRANSPORT CONSULTANT:
VAN DEUSEN & ASSOCIATES
120 EAGLE ROCK AVENUE, SUITE 310
EAST HANOVER, NJ, 07936
TEL: 973 994 9220

ENCLOSURE CONSULTANT:
VIDARIS, INC.
360 PARK AVENUE SOUTH, 15TH FLOOR
NEW YORK, NY, 10010
TEL: 212 689 5389

FACADE MAINTENANCE CONSULTANT:
ENTEK ENGINEERING LLC
166 AMES STREET
HACKENSACK, NJ, 07601
TEL: 201 820 2801

ACOUSTICAL CONSULTANT:
CERAMI & ASSOCIATES
404 FIFTH AVENUE
NEW YORK, NY, 10018
TEL: 212 616 4179

LIGHTING CONSULTANT:
ONE LUX STUDIO
158 WEST 29TH STREET, 10TH FLOOR
NEW YORK, NY, 10001
TEL: 212 201 5790

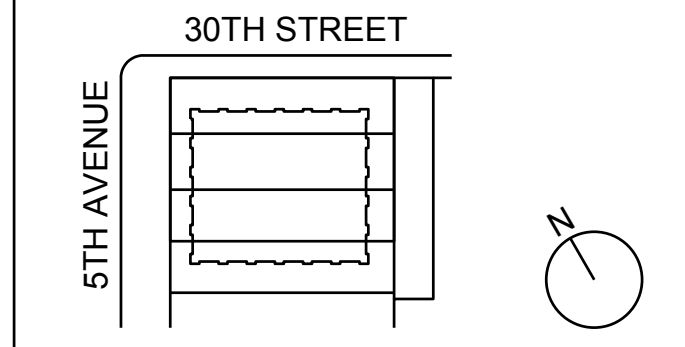
SPECIFICATIONS CONSULTANT:
ROBERT SCHWARTZ & ASSOCIATES
589 EIGHTH AVENUE, 17TH FLOOR
NEW YORK, NY, 10018
TEL: 212 691 3248

ENERGY MODELING CONSULTANT:
STEVEN WINTER ASSOCIATES, INC.
307 SEVENTH AVENUE, SUITE 1701
NEW YORK, NY, 10001
TEL: 212 564 5800

INTERIOR DESIGN CONSULTANT:
BEERS INTERIORS
156 5TH AVENUE, PENTHOUSE 2
NEW YORK, NY, 10010
TEL: 212 352 2020



SEAL	DATE	DESCRIPTION
▲	02/24/17	DOB PAA
▲	02/17/17	BULLETIN #3
▲	12/12/16	CONST. DOC.
▲	10/31/16	95% CD SET
▲	08/01/16	85% CD
▲	06/15/16	ISSUED FOR BID
▲	04/08/16	PROGRESS DD
▲	04/08/16	DOB SUBMITTAL
▲	01/18/16	FOUNDATION BID
▲	12/18/15	SCHEMATIC DESIGN
▲	04/15/15	DOB SUBMITTAL
ISSUE NO.	DATE	DESCRIPTION

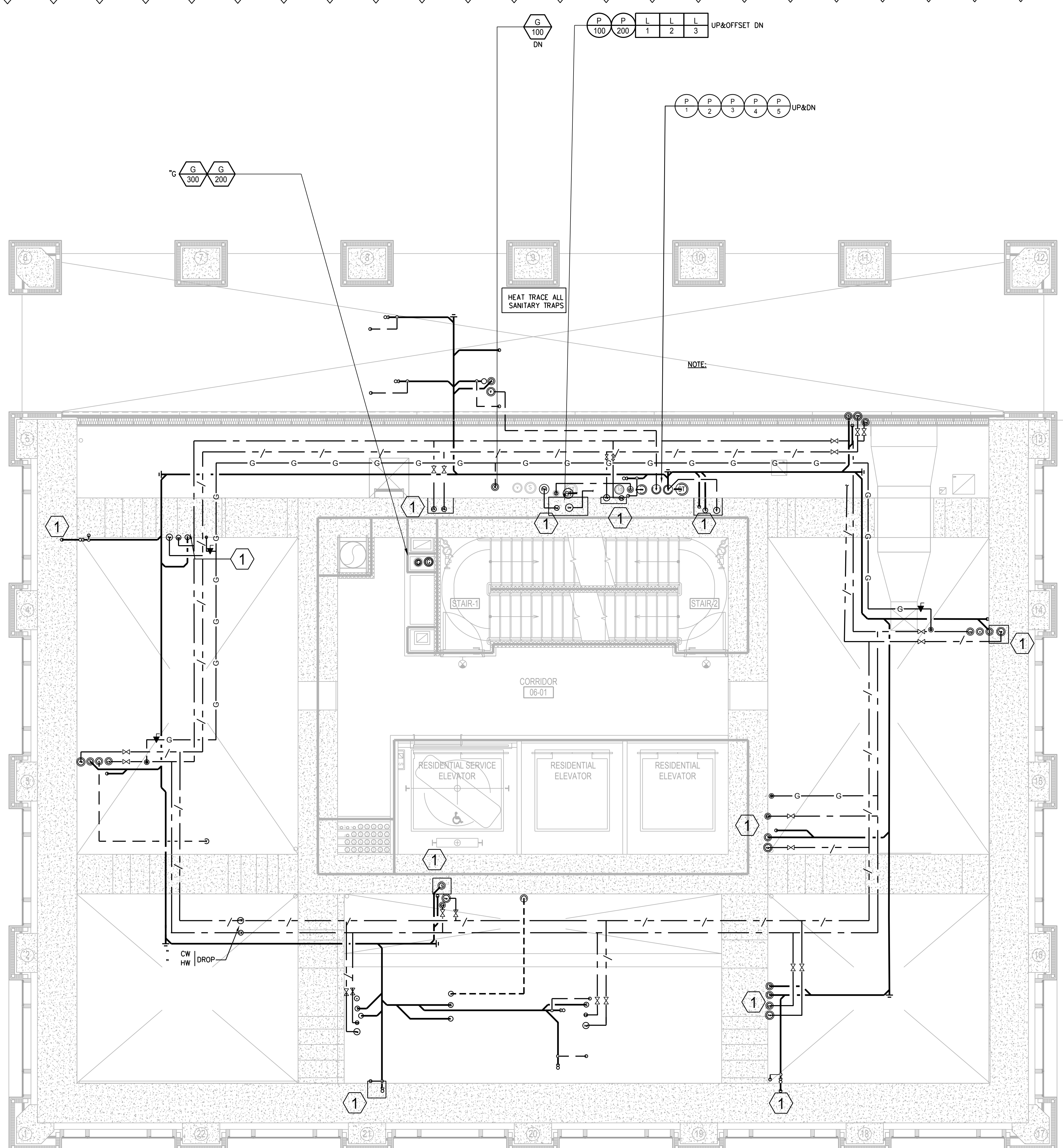


KEY PLAN AND NORTH SIGN
IF THIS DRAWING IS NOT 42" X 30" IT IS
A REDUCED PRINT.
REFER TO GRAPHIC SCALE

PROJECT NUMBER: 6982.00
SCALE: 1/4" = 1'-0"

6TH FLOOR
PLUMBING
PLAN

SHEET TITLE :
P-107.01
SHEET NUMBER : 10 OF 47



GENERAL NOTE:

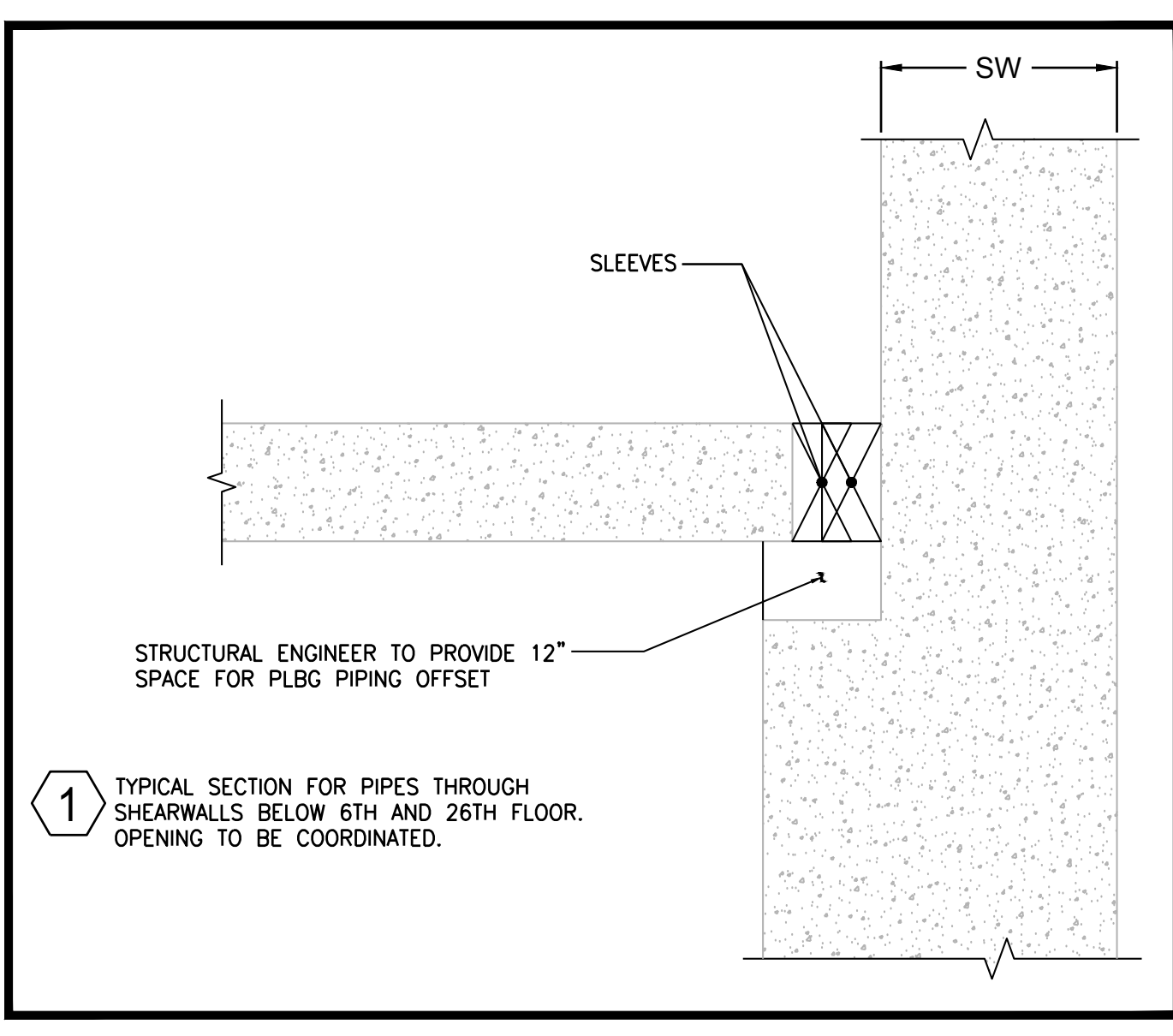
-REMOVAL AND RELOCATION OF CERTAIN WORK WILL BE NECESSARY TO PERFORM GENERAL WORK. ALL CONDITIONS CANNOT BE COMPLETELY DETAILED ON THE DRAWINGS. THE CONTRACTOR SHALL SURVEY THE SITE AND INCLUDE ALL CHANGES IN CREATING THE WORK PROPOSAL.
-PLBG CONTRACTOR SHALL COORDINATE WORK WITH ALL TRADES.
-FOR MORE DETAILS FOR PLBG PIPE SIZES REFER TO RISER DIAGRAMS.
-LOCATION OF RISER INSIDE SHAFTS TO BE COORDINATED WITH HVAC AND ELECTRIC CONTRACTOR.

ADDITIONAL SCOPE NOT INDICATED ON DRAWINGS

1. PROVIDE ACCESS DOORS FOR ALL VALVES LOCATED IN CEILINGS OR WALLS.
2. PROVIDE RELIEF VENTS FOR ALL SANITARY STACK OFFSETS IN ACCORDANCE WITH THE NEW YORK CITY BUILDING CODE.
3. PROVIDE RISER CONTROL VALVES FOR EACH HOT AND COLD WATER RISER. ALL RISER CONTROL VALVES TO BE PROVIDED WITH AN ACCESS DOOR TO BE COORDINATED WITH ARCHITECT.

NOTE:

1. PROVIDE SLEEVES FOR ALL PLBG PIPING PENETRATING SHEAR WALLS.
2. ALL SAN (IN RESIDENTIAL FLOORS ONLY) & STORM WATER HORIZONTAL RUNS/OFFSETS TO BE INSULATED.



NEW YORK CITY BUILDING DEPARTMENT APPROVAL NOTE
THIS PLAN IS APPROVED ONLY FOR WORK INDICATED ON THE APPLICATION SPECIFICATION SHEET. ALL OTHER MATTERS SHOWN ARE NOT TO BE RELIED UPON, OR TO BE CONSIDERED AS EITHER BEING APPROVED OR IN ACCORDANCE WITH APPLICABLE CODES.

NEW YORK CITY ENERGY CONSERVATION CODE
TO THE BEST OF MY KNOWLEDGE, BELIEF AND PROFESSIONAL JUDGMENT, THESE PLANS AND SPECIFICATIONS ARE IN COMPLIANCE WITH THE NEW YORK CITY ENERGY CONSERVATION CODE.

Damian Titus
APPROVED
Under Directive 3 of 1975
NYC Development Hub
Date: 08/01/2017



MGE Engineering D.P.C. / we engineer success
116 West 32nd Street, 12th Floor, New York, NY, 10001
P 212 643 9055 F 212 643 0503 www.mgepc.com

OWNER:
VICTOR NOMAD LLC

CONSTRUCTION MANAGER:
LEND LEASE
200 PARK AVENUE, 9TH FLOOR
NEW YORK, NY 10166
TEL: 212 592 6700

ARCHITECT:
RAFAEL VINOLY ARCHITECTS PC
50 VANDAM STREET
NEW YORK, NY 10013
TEL: 212 924 5060 FAX: 212 924 5858

STRUCTURAL ENGINEER:
WSP PARSONS BRINCKERHOFF
ONE PENN PLAZA, 4TH FLOOR
NEW YORK, NY 10119
TEL: 212 687 9888

MED/FIT ENGINEER:
MGE ENGINEERING D.P.C.
116 WEST 32ND STREET, 12TH FLOOR
NEW YORK, NY 10001
TEL: 212 643 9055

GEOTECH CIVIL ENGINEER:
LANGAN ENGINEERING
300 KIMBALL DRIVE, 4TH FLOOR
PARSIPPANY, NJ, 07054
TEL: 973 560 4900

VERTICAL TRANSPORT CONSULTANT:
VAN DEUSEN & ASSOCIATES
120 EAGLE ROCK AVENUE, SUITE 310
EAST HANOVER, NJ, 07836
TEL: 973 994 9220

ENCLOSURE CONSULTANT:
VIDARIS, INC.
360 PARK AVENUE SOUTH, 15TH FLOOR
NEW YORK, NY 10010
TEL: 212 689 5389

FAÇADE MAINTENANCE CONSULTANT:
ENTEK ENGINEERING LLC
166 AMES STREET
HACKENSACK, NJ, 07601
TEL: 201 820 2801

ACOUSTICAL CONSULTANT:
CERAMI & ASSOCIATES
404 FIFTH AVENUE
NEW YORK, NY 10018
TEL: 212 616 4179

LIGHTING CONSULTANT:
ONE LUX STUDIO
158 WEST 29TH STREET, 10TH FLOOR
NEW YORK, NY 10001
TEL: 212 201 5790

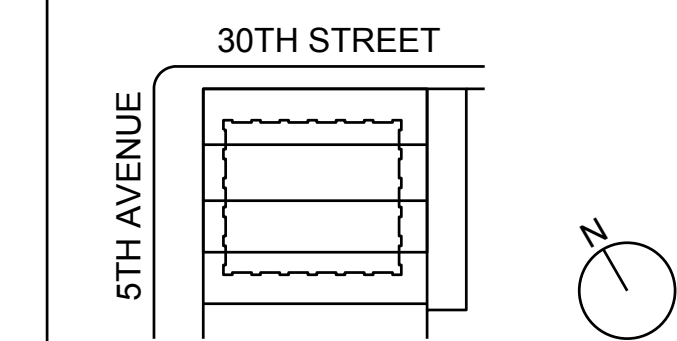
SPECIFICATIONS CONSULTANT:
ROBERT SCHWARTZ & ASSOCIATES
589 EIGHTH AVENUE, 17TH FLOOR
NEW YORK, NY 10018
TEL: 212 691 3248

ENERGY MODELING CONSULTANT:
STEVEN WINTER ASSOCIATES, INC
307 SEVENTH AVENUE, SUITE 1701
NEW YORK, NY 10001
TEL: 212 564 5800

INTERIOR DESIGN CONSULTANT:
BEERS INTERIORS
156 5TH AVENUE, PENTHOUSE 2
NEW YORK, NY 10010
TEL: 212 352 2020



SEAL	DATE	DESCRIPTION
	02/24/17	DOB PAA
	02/17/17	BULLETIN #3
	12/12/16	CONST. DOC.
	10/31/16	95% CD SET
	08/01/16	85% CD
	06/15/16	ISSUED FOR BID
	04/08/16	PROGRESS DD
	04/08/16	DOB SUBMITTAL
	01/18/16	FOUNDATION BID
	12/18/15	SCHEMATIC DESIGN
	04/15/15	DOB SUBMITTAL
ISSUE NO.	ISSUE DATE	DESCRIPTION



KEY PLAN AND NORTH SIGN
IF THIS DRAWING IS NOT 42" X 30" IT IS
A REDUCED PRINT.
REFER TO GRAPHIC SCALE

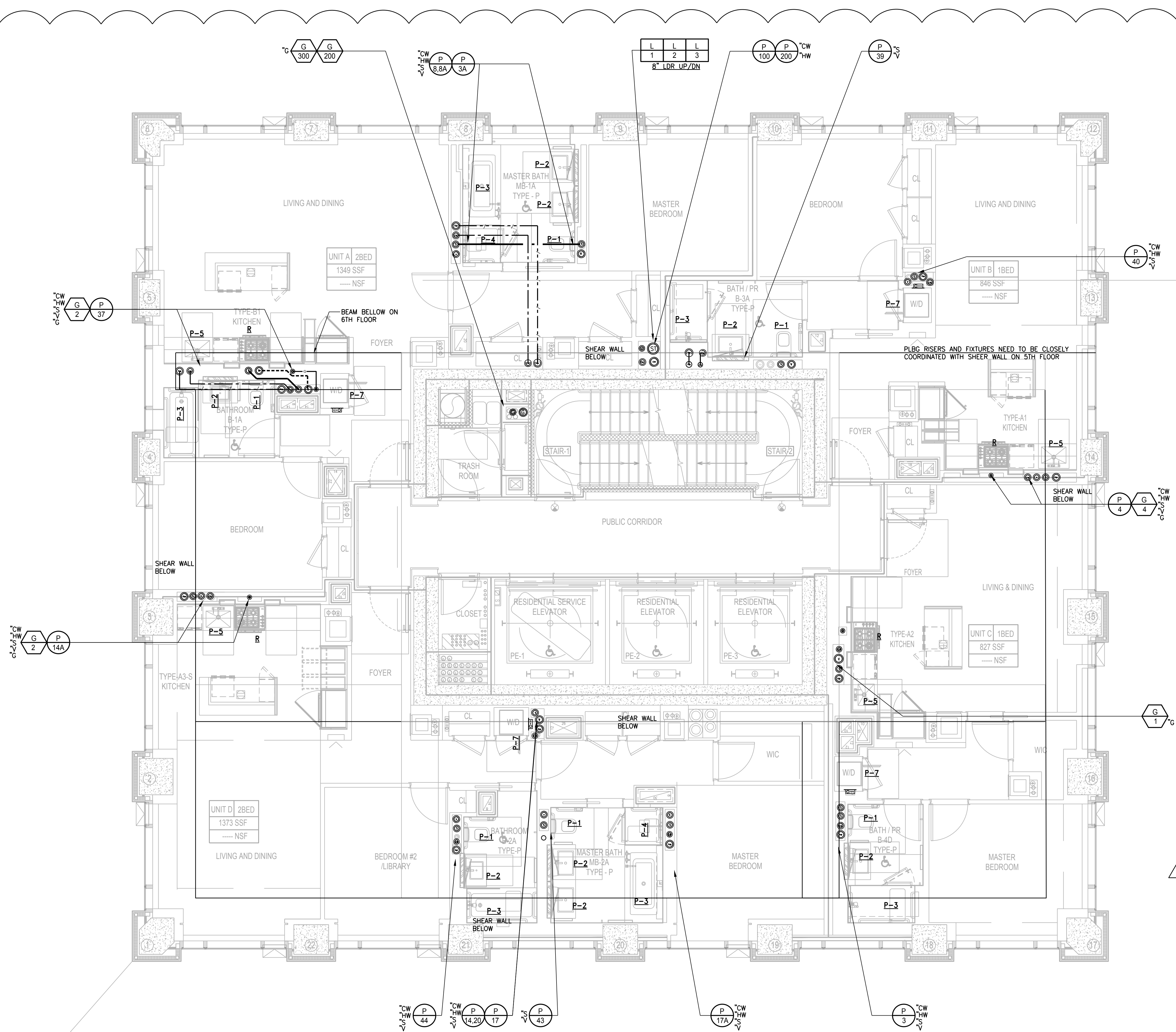
PROJECT NUMBER: 6982.00
SCALE 1/4" = 1'-0"

7TH FLOOR
PLUMBING
PLAN

SHEET TITLE :

P-108.01

SHEET NUMBER : 11 OF 47



LEGEND:

- P-1 WATER CLOSET
- P-2 LAVATORY
- P-3 TUB AND SHOWER
- P-4 SHOWER
- P-5 SINK WITH DISHWASHER
- P-6 REFRIGERATOR WITH ICE MAKER
- P-7 WASHING MACHINE/DRYER

REFER TO PLUMBING FIXTURE PACKAGE FOR DETAILS.

GENERAL NOTE:

- REMOVAL AND RELOCATION OF CERTAIN WORK WILL BE NECESSARY TO PERFORM GENERAL WORK. ALL CONDITIONS CANNOT BE COMPLETELY DETAILED ON THE DRAWINGS. THE CONTRACTOR SHALL SURVEY THE SITE AND INCLUDE ALL CHANGES IN CREATING THE WORK PROPOSAL.
- PLBG CONTRACTOR SHALL COORDINATE WORK WITH ALL TRADES.
- FOR MORE DETAILS FOR PLBG PIPE SIZES REFER TO RISER DIAGRAMS.
- LOCATION OF RISER INSIDE SHAFTS TO BE COORDINATED WITH HVAC AND ELECTRIC CONTRACTOR.

ADDITIONAL SCOPE NOT INDICATED ON DRAWINGS

1. PROVIDE ACCESS DOORS FOR ALL VALVES LOCATED IN CEILINGS OR WALLS.
2. PROVIDE RELIEF VENTS FOR ALL SANITARY STACK OFFSETS IN ACCORDANCE WITH THE NEW YORK CITY BUILDING CODE.
3. PROVIDE RISER CONTROL VALVES FOR EACH HOT AND COLD WATER RISER. ALL RISER CONTROL VALVES TO BE PROVIDED WITH AN ACCESS DOOR TO BE COORDINATED WITH ARCHITECT.
4. EACH APARTMENT KITCHEN:
IN-SINK ERATOR: MODEL 5555S, 3/4"HP, 1/2" CW FEED TO REFRIGERATOR.

NOTE:

1. PROVIDE SLEEVES FOR ALL PLBG PIPING PENETRATING SHEAR WALLS.
2. ALL SAN & STORM WATER HORIZONTAL RUNS/OFFSETS TO BE INSULATED.

NOTE:

THE AREA BEHIND LAVATORIES IN BATHROOMS SHALL REMAIN CLEAR TO ACCOMMODATE RECESSED MEDICINE CABINETS INSTALLATION.

WASHING MACHINE BOX-2 X 4 WASHING MACHINE BOX OATEY MODEL #38203 WHITE PVC BOX, FACEPLATE AND BRACKETS, THE WASHING MACHINE BOX SHALL HAVE TWO LEAD FREE 1/4 TURN COPPER SWEAT VALVES WITH HAMMER ARRESTORS, INSTALLED MEETING ASME A112.18.1 AND ASSE 1010. IT SHOULD INCLUDE TWO SUPPORT BRACKETS FOR DIRECT STUD MOUNTING, ONE CONDENSATE LINE CONNECTOR, ONE RED VALVE CLIP, ONE BLUE VALVE CLIP, ONE DRAIN PLUG AND ONE FACEPLATE, OATEY MODEL # 38203.

NEW YORK CITY BUILDING DEPARTMENT APPROVAL NOTE
THIS PLAN IS APPROVED ONLY FOR WORK INDICATED ON THE APPLICATION SPECIFICATION SHEET. ALL OTHER MATTERS SHOWN ARE NOT TO BE RELIED UPON, OR TO BE CONSIDERED AS EITHER BEING APPROVED OR IN ACCORDANCE WITH APPLICABLE CODES.

NEW YORK CITY ENERGY CONSERVATION CODE
TO THE BEST OF MY KNOWLEDGE, BELIEF AND PROFESSIONAL JUDGMENT, THESE PLANS AND SPECIFICATIONS ARE IN COMPLIANCE WITH THE NEW YORK CITY ENERGY CONSERVATION CODE.

Damian Titus
APPROVED
Under Directive 2 of 1975
NYC Development Hub
Date: 08/01/2017



281 Fifth Avenue NEW YORK, NY

OWNER:
VICTOR NOMAD LLC

CONSTRUCTION MANAGER:
LEND LEASE
200 PARK AVENUE, 9TH FLOOR
NEW YORK, NY 10166
TEL: 212 592 6700

ARCHITECT:
RAFAEL VIÑOLY ARCHITECTS PC
50 VANDAM STREET
NEW YORK, NY 10013
TEL: 212 924 5060 FAX: 212 924 5858

STRUCTURAL ENGINEER:
WSP PARSONS BRINCKERHOFF
ONE PENN PLAZA, 4TH FLOOR
NEW YORK, NY 10119
TEL: 212 687 9888

MED/FIT ENGINEER:
MGE ENGINEERING D.P.C.
116 WEST 32ND STREET, 12TH FLOOR
NEW YORK, NY 10001
TEL: 212 643 9055

GEOTECH CIVIL ENGINEER:
LANGAN ENGINEERING
300 KIMBALL DRIVE, 4TH FLOOR
PARSIPPANY, NJ, 07054
TEL: 973 560 4900

VERTICAL TRANSPORT CONSULTANT:
VAN DEUSEN & ASSOCIATES
120 EAGLE ROCK AVENUE, SUITE 310
EAST HANOVER, NJ, 07836
TEL: 973 994 9220

ENCLOSURE CONSULTANT:
VIDARIS, INC.
360 PARK AVENUE SOUTH, 15TH FLOOR
NEW YORK, NY, 10010
TEL: 212 689 5389

FAÇADE MAINTENANCE CONSULTANT:
ENTEK ENGINEERING LLC
166 AMES STREET
HACKENSACK, NJ, 07601
TEL: 201 820 2801

ACOUSTICAL CONSULTANT:
CERAMI & ASSOCIATES
404 FIFTH AVENUE
NEW YORK, NY, 10018
TEL: 212 616 4179

LIGHTING CONSULTANT:
ONE LUX STUDIO
158 WEST 29TH STREET, 10TH FLOOR
NEW YORK, NY, 10001
TEL: 212 201 5790

SPECIFICATIONS CONSULTANT:
ROBERT SCHWARTZ & ASSOCIATES
589 EIGHTH AVENUE, 17TH FLOOR
NEW YORK, NY, 10018
TEL: 212 691 3248

ENERGY MODELING CONSULTANT:
STEVEN WINTER ASSOCIATES, INC
307 SEVENTH AVENUE, SUITE 1701
NEW YORK, NY, 10001
TEL: 212 564 5800

INTERIOR DESIGN CONSULTANT:
BEERS INTERIORS
156 5TH AVENUE, PENTHOUSE 2
NEW YORK, NY, 10010
TEL: 212 352 2020

- LEGEND:**
- P-1 WATER CLOSET
 - P-2 LAVATORY
 - P-3 TUB AND SHOWER
 - P-4 SHOWER
 - P-5 SINK WITH DISHWASHER
 - P-6 REFRIGERATOR WITH ICE MAKER
 - P-7 WASHING MACHINE/DRYER
 - P-10 POT FILLER
- REFER TO PLUMBING FIXTURE PACKAGE FOR DETAILS.

GENERAL NOTE:

- REMOVAL AND RELOCATION OF CERTAIN WORK WILL BE NECESSARY TO PERFORM GENERAL WORK. ALL CONDITIONS CANNOT BE COMPLETELY DETAILED ON THE DRAWINGS. THE CONTRACTOR SHALL SURVEY THE SITE AND INCLUDE ALL CHANGES IN CREATING THE WORK PROPOSAL.
- PLBG CONTRACTOR SHALL COORDINATE WORK WITH ALL TRADES.
- FOR MORE DETAILS FOR PLBG PIPE SIZES REFER TO RISER DIAGRAMS.
- LOCATION OF RISER INSIDE SHAFTS TO BE COORDINATED WITH HVAC AND ELECTRIC CONTRACTOR.

- ADDITIONAL SCOPE NOT INDICATED ON DRAWINGS**
1. PROVIDE ACCESS DOORS FOR ALL VALVES LOCATED IN CEILINGS OR WALLS.
 2. PROVIDE RELIEF VENTS FOR ALL SANITARY STACK OFFSETS IN ACCORDANCE WITH THE NEW YORK CITY BUILDING CODE.
 3. PROVIDE RISER CONTROL VALVES FOR EACH HOT AND COLD WATER RISER. ALL RISER CONTROL VALVES TO BE PROVIDED WITH AN ACCESS DOOR TO BE COORDINATED WITH ARCHITECT.
 4. EACH APARTMENT KITCHEN:
IN-SINK ERATOR: MODEL 5555S, 3/4"HP, 1/2" CW FEED TO REFRIGERATOR.

NOTE:

1. PROVIDE SLEEVES FOR ALL PLBG PIPING PENETRATING SHEAR WALLS.
2. ALL SAN & STORM WATER HORIZONTAL RUNS/OFFSETS TO BE INSULATED.

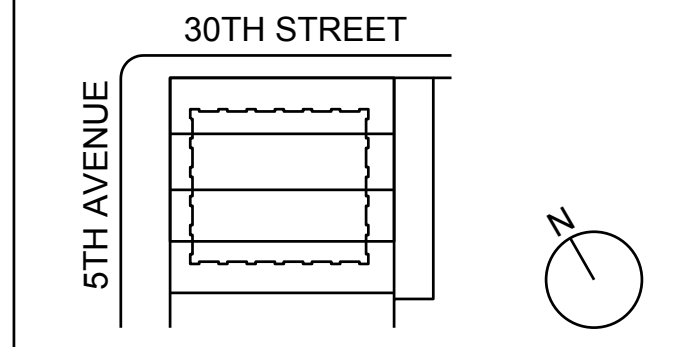
NOTE:

THE AREA BEHIND LAVATORIES IN BATHROOMS SHALL REMAIN CLEAR TO ACCOMMODATE RECESSED MEDICINE CABINETS INSTALLATION.

WASHING MACHINE BOX-2 X 4 WASHING MACHINE BOX OATEY MODEL #38203 WHITE PVC BOX, FACEPLATE AND BRACKETS, THE WASHING MACHINE BOX SHALL HAVE TWO LEAD FREE 1/4 TURN COPPER SWEAT VALVES WITH HAMMER ARRESTORS, INSTALLED MEETING ASME A112.18.1 AND ASSE 1010. IT SHOULD INCLUDE TWO SUPPORT BRACKETS FOR DIRECT STUD MOUNTING, ONE CONDENSATE LINE CONNECTOR, ONE RED VALVE CLIP, ONE BLUE VALVE CLIP, ONE DRAIN PLUG AND ONE FACEPLATE, OATEY MODEL # 38203.



SEAL	DATE	DESCRIPTION
▲	02/24/17	DOB PAA
▲	12/12/16	CONST. DOC.
▲	10/31/16	95% CD SET
▲	08/01/16	85% CD
▲	06/15/16	ISSUED FOR BID
▲	04/08/16	PROGRESS DD
▲	04/08/16	DOB SUBMITTAL
▲	01/18/16	FOUNDATION BID
▲	12/18/15	SCHEMATIC DESIGN
▲	04/15/15	DOB SUBMITTAL
ISSUE NO.	ISSUE DATE	DESCRIPTION



KEY PLAN AND NORTH SIGN
IF THIS DRAWING IS NOT 42" X 30" IT IS A REDUCED PRINT.
REFER TO GRAPHIC SCALE

PROJECT NUMBER: 6982.00
SCALE: 1/4" = 1'-0"



NEW YORK CITY BUILDING DEPARTMENT APPROVAL NOTE
THIS PLAN IS APPROVED ONLY FOR WORK INDICATED ON THE APPLICATION SPECIFICATION SHEET. ALL OTHER MATTERS SHOWN ARE NOT TO BE RELIED UPON, OR TO BE CONSIDERED AS EITHER BEING APPROVED OR IN ACCORDANCE WITH APPLICABLE CODES.

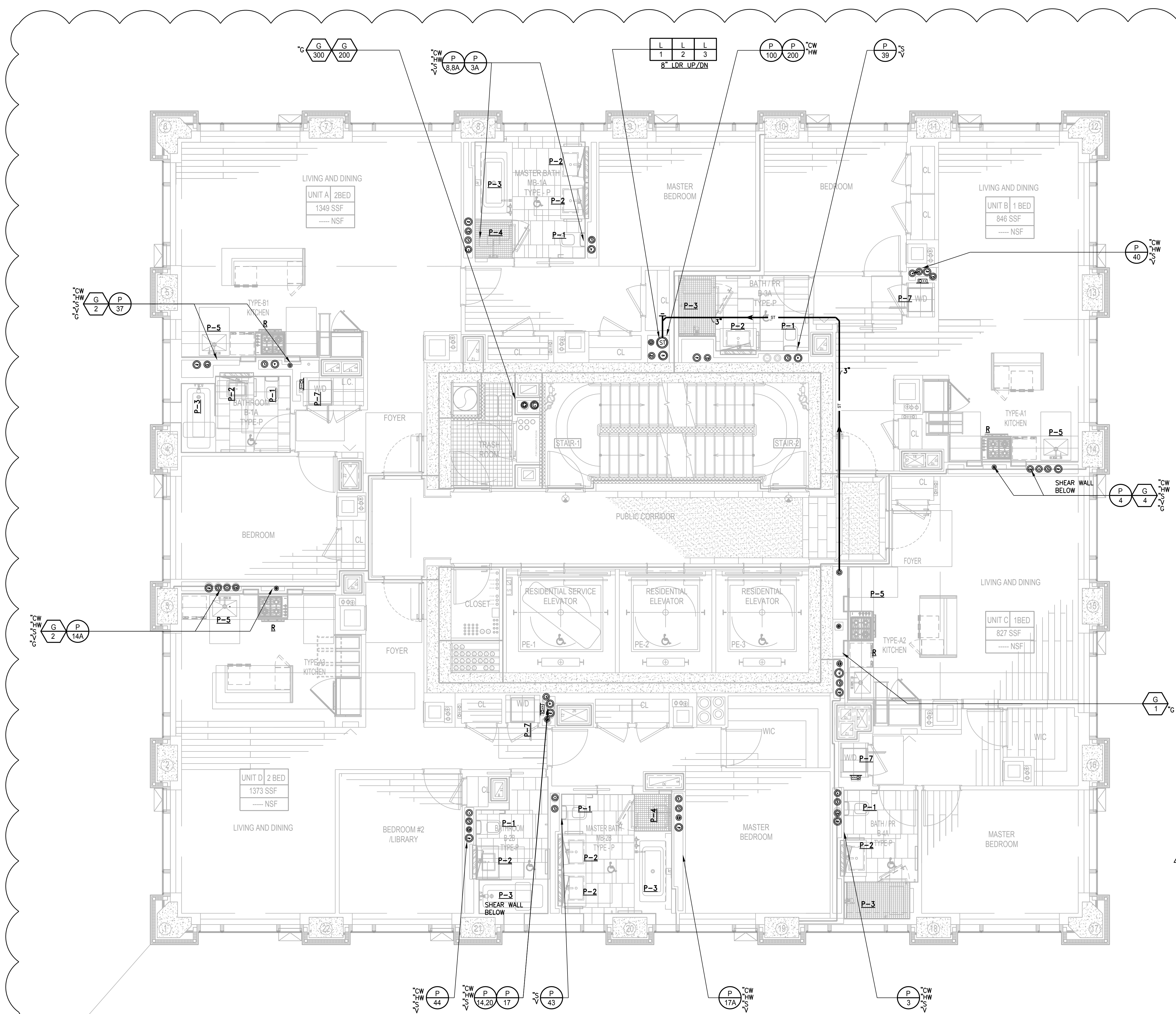
NEW YORK CITY ENERGY CONSERVATION CODE
TO THE BEST OF MY KNOWLEDGE, BELIEF AND PROFESSIONAL JUDGMENT, THESE PLANS AND SPECIFICATIONS ARE IN COMPLIANCE WITH THE NEW YORK CITY ENERGY CONSERVATION CODE.

**8TH - 24TH FLOOR
PLUMBING
PLAN**

SHEET TITLE:

P-109.01

SHEET NUMBER: 12 OF 47



© 2013 RAFAEL VIÑOLY ARCHITECTS

OWNER:
VICTOR NOMAD LLC

CONSTRUCTION MANAGER:
LEND LEASE
200 PARK AVENUE, 9TH FLOOR
NEW YORK, NY 10166
TEL: 212 592 6700

ARCHITECT:
RAFAEL VINDOY ARCHITECTS PC
50 VANDAM STREET
NEW YORK, NY 10013
TEL: 212 924 5060 FAX: 212 924 5858

STRUCTURAL ENGINEER:
WSP PARSONS BRINCKERHOFF
ONE PENN PLAZA, 4TH FLOOR
NEW YORK, NY 10119
TEL: 212 687 9888

MED/FFIT ENGINEER:
MGE ENGINEERING D.P.C.
116 WEST 32ND STREET, 12TH FLOOR
NEW YORK, NY 10001
TEL: 212 643 9055

GEOTECH CIVIL ENGINEER:
LANGAN ENGINEERING
300 KIMBALL DRIVE, 4TH FLOOR
PARSIPPANY, NJ, 07054
TEL: 973 560 4900

VERTICAL TRANSPORT CONSULTANT:
VAN DEUSEN & ASSOCIATES
120 EAGLE ROCK AVENUE, SUITE 310
EAST HANOVER, NJ, 07836
TEL: 973 994 9220

ENCLOSURE CONSULTANT:
VIDARIS, INC.
360 PARK AVENUE SOUTH, 15TH FLOOR
NEW YORK, NY, 10010
TEL: 212 689 5389

FACADE MAINTENANCE CONSULTANT:
ENTEK ENGINEERING LLC
166 AMES STREET
HACKENSACK, NJ, 07601
TEL: 201 820 2801

ACOUSTICAL CONSULTANT:
CERAMI & ASSOCIATES
404 FIFTH AVENUE
NEW YORK, NY, 10018
TEL: 212 616 4179

LIGHTING CONSULTANT:
ONE LUX STUDIO
158 WEST 29TH STREET, 10TH FLOOR
NEW YORK, NY, 10001
TEL: 212 201 5790

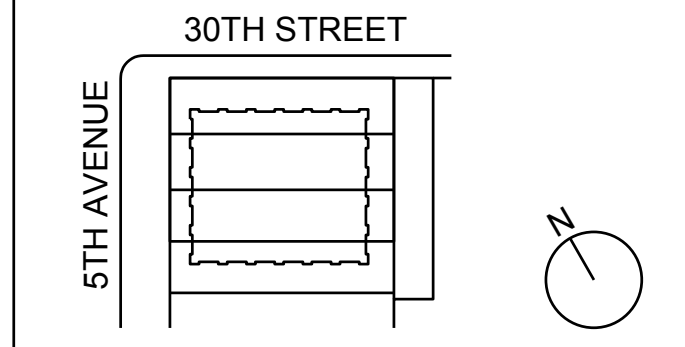
SPECIFICATIONS CONSULTANT:
ROBERT SCHWARTZ & ASSOCIATES
589 EIGHTH AVENUE, 17TH FLOOR
NEW YORK, NY, 10018
TEL: 212 691 3248

ENERGY MODELING CONSULTANT:
STEVEN WINTER ASSOCIATES, INC
307 SEVENTH AVENUE, SUITE 1701
NEW YORK, NY, 10001
TEL: 212 564 5800

INTERIOR DESIGN CONSULTANT:
BEERS INTERIORS
156 5TH AVENUE, PENTHOUSE 2
NEW YORK, NY, 10010
TEL: 212 352 2020



SEAL	DATE	DESCRIPTION
	02/24/17	DOB PAA
	12/12/16	CONST. DOC.
	10/31/16	95% CD SET
	08/01/16	85% CD
	06/15/16	ISSUED FOR BID
	04/08/16	PROGRESS DD
	04/08/16	DOB SUBMITTAL
	01/18/16	FOUNDATION BID
	12/18/15	SCHEMATIC DESIGN
	04/15/15	DOB SUBMITTAL
ISSUE NO.	ISSUE DATE	DESCRIPTION

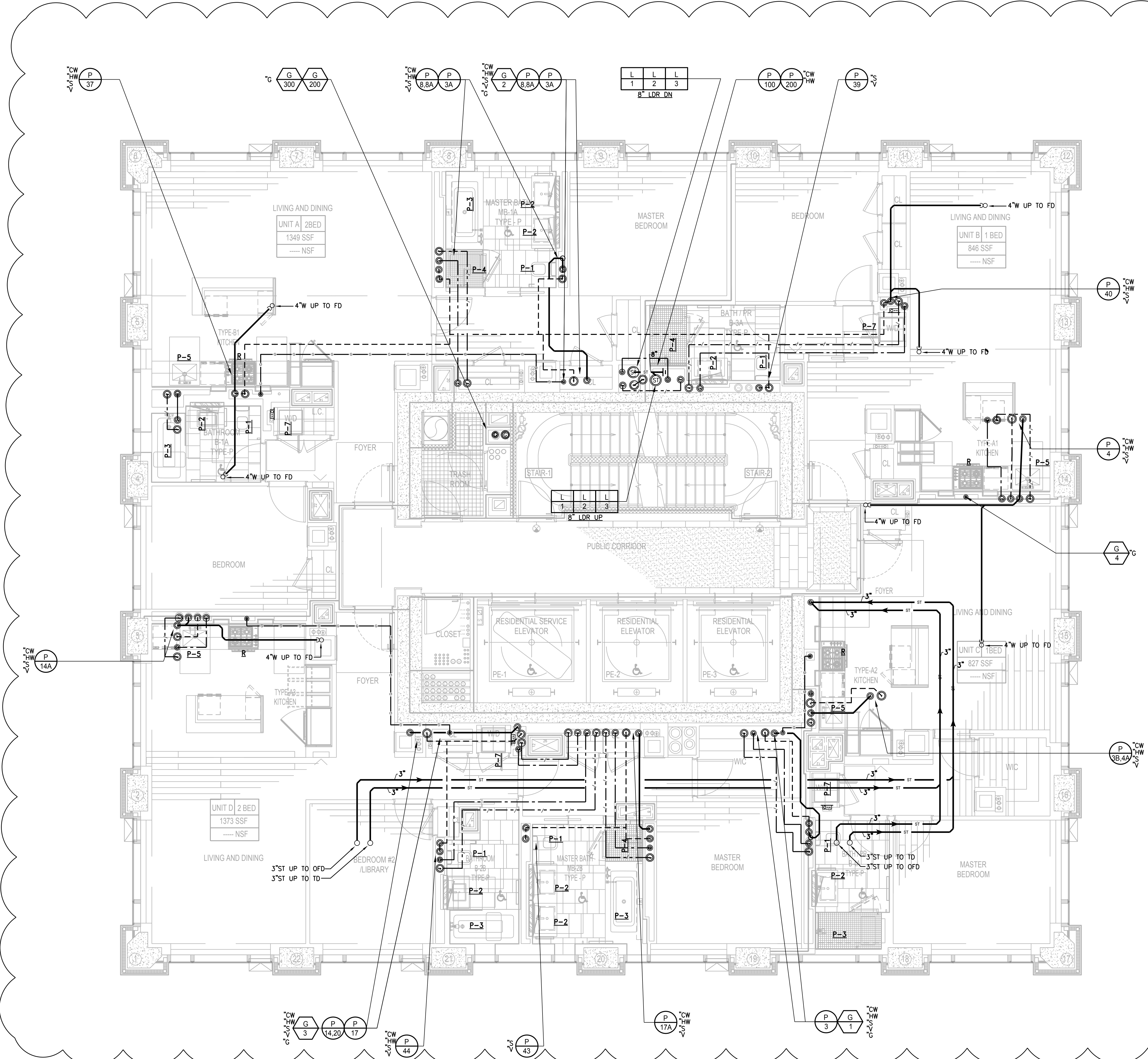


KEY PLAN AND NORTH SIGN
IF THIS DRAWING IS NOT 42" X 30" IT IS A REDUCED PRINT.
REFER TO GRAPHIC SCALE

PROJECT NUMBER: 6982.00
SCALE: 1/4" = 1'-0"

25TH FLOOR
PLUMBING
PLAN

SHEET TITLE:
P-110.01
SHEET NUMBER: 12 OF 47



LEGEND:

- P-1 WATER CLOSET
- P-2 LAVATORY
- P-3 TUB AND SHOWER
- P-4 SHOWER
- P-5 SINK WITH DISHWASHER
- P-6 REFRIGERATOR WITH ICE MAKER
- P-7 WASHING MACHINE/DRYER

REFER TO PLUMBING FIXTURE PACKAGE FOR DETAILS.

GENERAL NOTE:

- REMOVAL AND RELOCATION OF CERTAIN WORK WILL BE NECESSARY TO PERFORM GENERAL WORK. ALL CONDITIONS CANNOT BE COMPLETELY DETAILED ON THE DRAWINGS. THE CONTRACTOR SHALL SURVEY THE SITE AND INCLUDE ALL CHANGES IN CREATING THE WORK PROPOSAL.
- PLBG CONTRACTOR SHALL COORDINATE WORK WITH ALL TRADES.
- FOR MORE DETAILS FOR PLBG PIPE SIZES REFER TO RISER DIAGRAMS.
- LOCATION OF RISER INSIDE SHAFTS TO BE COORDINATED WITH HVAC AND ELECTRIC CONTRACTOR.

ADDITIONAL SCOPE NOT INDICATED ON DRAWINGS

1. PROVIDE ACCESS DOORS FOR ALL VALVES LOCATED IN CEILINGS OR WALLS.
2. PROVIDE RELIEF VENTS FOR ALL SANITARY STACK OFFSETS IN ACCORDANCE WITH THE NEW YORK CITY BUILDING CODE.
3. PROVIDE RISER CONTROL VALVES FOR EACH HOT AND COLD WATER RISER. ALL RISER CONTROL VALVES TO BE PROVIDED WITH AN ACCESS DOOR TO BE COORDINATED WITH ARCHITECT.
4. EACH APARTMENT KITCHEN:
IN-SINK ERATOR: MODEL 555SS, 3/4"HP, 1/2" CW FEED TO REFRIGERATOR.

NOTE:

1. PROVIDE SLEEVES FOR ALL PLBG PIPING PENETRATING SHEAR WALLS.
2. ALL SAN & STORM WATER HORIZONTAL RUNS/OFFSETS TO BE INSULATED.


NOTE:

THE AREA BEHIND LAVATORIES IN BATHROOMS SHALL REMAIN CLEAR TO ACCOMMODATE RECESSED MEDICINE CABINETS INSTALLATION.

WASHING MACHINE BOX-2 X 4 WASHING MACHINE BOX QATEY MODEL #38203 WHITE PVC BOX, FACEPLATE AND BRACKETS, THE WASHING MACHINE BOX SHALL HAVE TWO LEAD FREE 1/4 TURN COPPER SWEAT VALVES WITH HAMMER ARRESTORS, INSTALLED MEETING ASME A112.18.1 AND ASSE 1010. IT SHOULD INCLUDE TWO SUPPORT BRACKETS FOR DIRECT STUD MOUNTING, ONE CONDENSATE LINE CONNECTOR, ONE RED VALVE CLIP, ONE BLUE VALVE CLIP, ONE DRAIN PLUG AND ONE FACEPLATE, QATEY MODEL # 38203.

NEW YORK CITY BUILDING DEPARTMENT APPROVAL NOTE
THIS PLAN IS APPROVED ONLY FOR WORK INDICATED ON THE APPLICATION SPECIFICATION SHEET. ALL OTHER MATTERS SHOWN ARE NOT TO BE RELIED UPON, OR TO BE CONSIDERED AS EITHER BEING APPROVED OR IN ACCORDANCE WITH APPLICABLE CODES.

NEW YORK CITY ENERGY CONSERVATION CODE
TO THE BEST OF MY KNOWLEDGE, BELIEF AND PROFESSIONAL JUDGMENT, THESE PLANS AND SPECIFICATIONS ARE IN COMPLIANCE WITH THE NEW YORK CITY ENERGY CONSERVATION CODE.



© 2013 RAFAEL VINOLY ARCHITECTS

281 Fifth Avenue NEW YORK, NY

OWNER:
VICTOR NOMAD LLC

CONSTRUCTION MANAGER:
LEND LEASE
200 PARK AVENUE, 9TH FLOOR
NEW YORK, NY 10166
TEL: 212 592 6700

ARCHITECT:
RAFAEL VINOLY ARCHITECTS PC
50 VANDAM STREET
NEW YORK, NY 10013
TEL: 212 924 5060 FAX: 212 924 5858

STRUCTURAL ENGINEER:
WSP PARSONS BRINCKERHOFF
ONE PENN PLAZA, 4TH FLOOR
NEW YORK, NY 10119
TEL: 212 687 9888

MEDICAL ENGINEER:
MGE ENGINEERING D.P.C.
116 WEST 32ND STREET, 12TH FLOOR
NEW YORK, NY 10001
TEL: 212 643 9055

GEOTECH CIVIL ENGINEER:
LANGAN ENGINEERING
300 KIMBALL DRIVE, 4TH FLOOR
PARSIPPANY, NJ, 07054
TEL: 973 560 4900

VERTICAL TRANSPORT CONSULTANT:
VAN DEUSEN & ASSOCIATES
120 EAGLE ROCK AVENUE, SUITE 310
EAST HANOVER, NJ, 07836
TEL: 973 994 9220

ENCLOSURE CONSULTANT:
VIDARIS, INC.
360 PARK AVENUE SOUTH, 15TH FLOOR
NEW YORK, NY, 10010
TEL: 212 689 5389

FACADE MAINTENANCE CONSULTANT:
ENTEK ENGINEERING LLC
166 AMES STREET
HACKENSACK, NJ, 07601
TEL: 201 820 2801

ACOUSTICAL CONSULTANT:
CERAMI & ASSOCIATES
404 FIFTH AVENUE
NEW YORK, NY, 10018
TEL: 212 616 4179

LIGHTING CONSULTANT:
ONE LUX STUDIO
158 WEST 29TH STREET, 10TH FLOOR
NEW YORK, NY, 10001
TEL: 212 201 5790

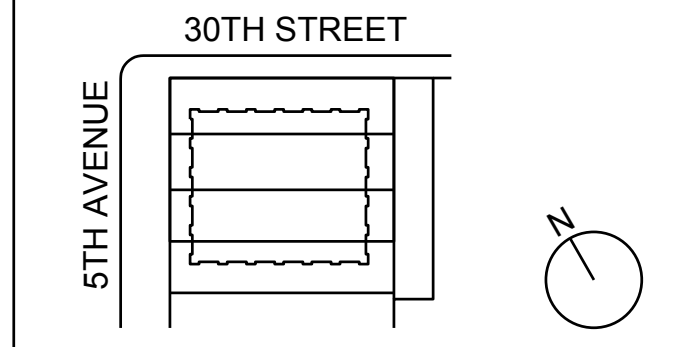
SPECIFICATIONS CONSULTANT:
ROBERT SCHWARTZ & ASSOCIATES
589 EIGHTH AVENUE, 17TH FLOOR
NEW YORK, NY, 10018
TEL: 212 691 3248

ENERGY MODELING CONSULTANT:
STEVEN WINTER ASSOCIATES, INC
307 SEVENTH AVENUE, SUITE 1701
NEW YORK, NY, 10001
TEL: 212 564 5800

INTERIOR DESIGN CONSULTANT:
BEERS INTERIORS
156 5TH AVENUE, PENTHOUSE 2
NEW YORK, NY, 10010
TEL: 212 352 2020



ISSUE NO.	DATE	DESCRIPTION
1	02/24/17	DOB PAA
2	12/12/16	CONST. DOC.
3	10/31/16	95% CD SET
4	08/01/16	85% CD
5	06/15/16	ISSUED FOR BID
6	04/08/16	PROGRESS DD
7	04/08/16	DOB SUBMITTAL
8	01/18/16	FOUNDATION BID
9	12/18/15	SCHEMATIC DESIGN
10	04/15/15	DOB SUBMITTAL



KEY PLAN AND NORTH SIGN
IF THIS DRAWING IS NOT 42" X 30" IT IS
A REDUCED PRINT.
REFER TO GRAPHIC SCALE

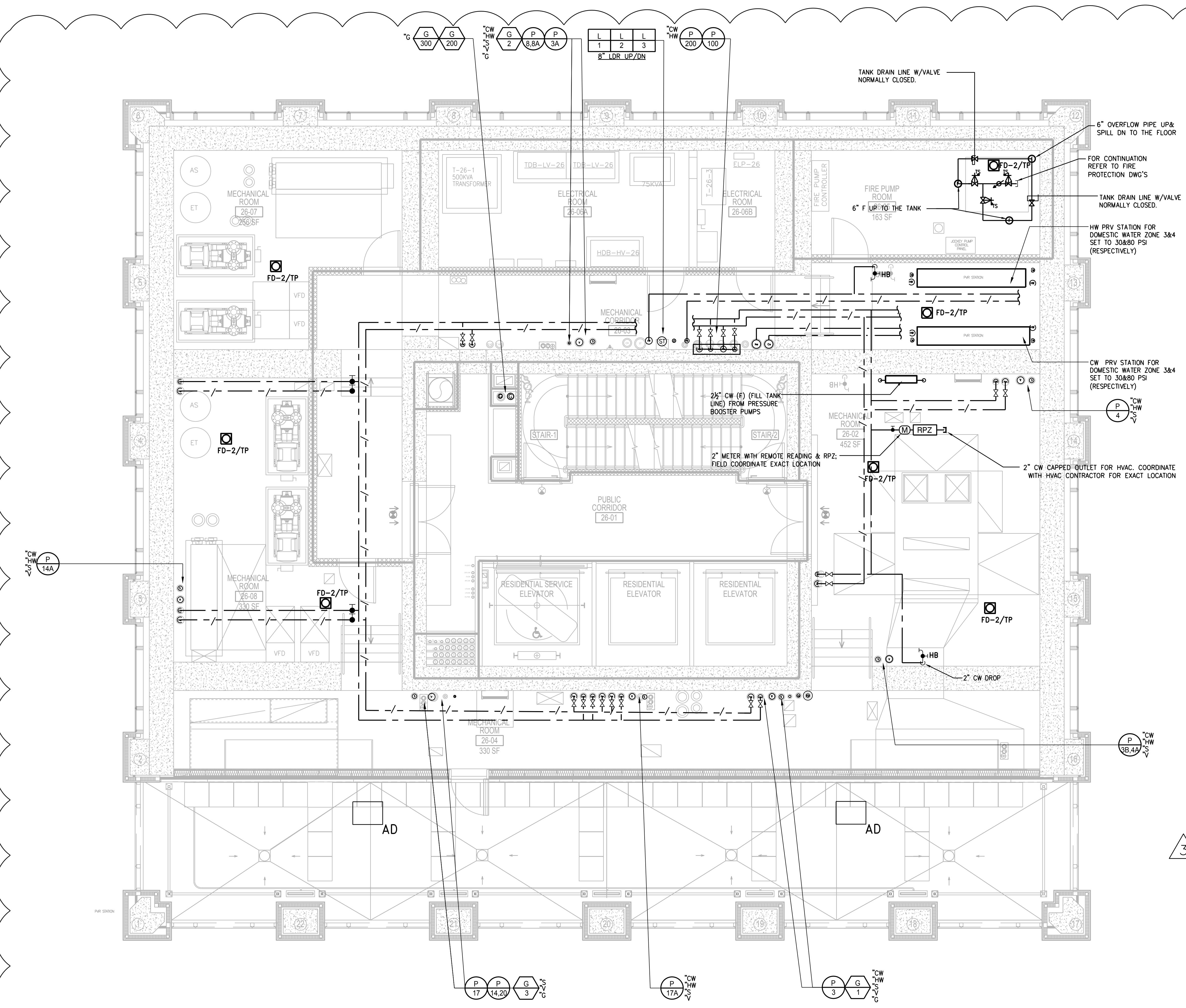
PROJECT NUMBER: 6982.00
SCALE: 1/4" = 1'-0"



**26TH FLOOR
PLUMBING
PLAN**

SHEET TITLE :
P-111.01

SHEET NUMBER : 13 OF 47



-REMOVAL AND RELOCATION OF CERTAIN WORK WILL BE NECESSARY TO PERFORM GENERAL WORK. ALL CONDITIONS CANNOT BE COMPLETELY DETAILED ON THE DRAWINGS. THE CONTRACTOR SHALL SURVEY THE SITE AND INCLUDE ALL CHANGES IN CREATING THE WORK PROPOSAL.
-PLBG CONTRACTOR SHALL COORDINATE WORK WITH ALL TRADES.
-FOR MORE DETAILS FOR PLBG PIPE SIZES REFER TO RISER DIAGRAMS.
-LOCATION OF RISER INSIDE SHAFTS TO BE COORDINATED WITH HVAC AND ELECTRIC CONTRACTOR.

ADDITIONAL SCOPE NOT INDICATED ON DRAWINGS

1. PROVIDE RELIEF VENTS FOR ALL SANITARY STACK OFFSETS IN ACCORDANCE WITH THE NEW YORK CITY BUILDING CODE.
2. PROVIDE RISER CONTROL VALVES FOR EACH HOT AND COLD WATER RISER. ALL RISER CONTROL VALVES TO BE PROVIDED WITH AN ACCESS DOOR TO BE COORDINATED WITH ARCHITECT.

NOTE:

1. PROVIDE SLEEVES FOR ALL PLBG PIPING PENETRATING SHEAR WALLS.
2. ALL STORM WATER HORIZONTAL RUNS/OFFSETS TO BE INSULATED.

NEW YORK CITY BUILDING DEPARTMENT APPROVAL NOTE
THIS PLAN IS APPROVED ONLY FOR WORK INDICATED ON THE APPLICATION SPECIFICATION SHEET. ALL OTHER MATTERS SHOWN ARE NOT TO BE RELIED UPON, OR TO BE CONSIDERED AS EITHER BEING APPROVED OR IN ACCORDANCE WITH APPLICABLE CODES.

NEW YORK CITY ENERGY CONSERVATION CODE
TO THE BEST OF MY KNOWLEDGE, BELIEF AND PROFESSIONAL JUDGMENT, THESE PLANS AND SPECIFICATIONS ARE IN COMPLIANCE WITH THE NEW YORK CITY ENERGY CONSERVATION CODE.

MGE
MGE Engineering D.P.C., we engineer success
116 West 32nd Street, 12th Floor, New York, NY, 10001
P 212 643 9055 F 212 643 0505 www.mgedpc.net

OWNER:
VICTOR NOMAD LLC

CONSTRUCTION MANAGER:
LEND LEASE
200 PARK AVENUE, 9TH FLOOR
NEW YORK, NY 10166
TEL: 212 592 6700

ARCHITECT:
RAFAEL VINDOY ARCHITECTS PC
50 VANDAM STREET
NEW YORK, NY 10013
TEL: 212 924 5060 FAX: 212 924 5858

STRUCTURAL ENGINEER:
WSP PARSONS BRINCKERHOFF
ONE PENN PLAZA, 4TH FLOOR
NEW YORK, NY 10119
TEL: 212 687 9888

MEDICAL ENGINEER:
MGE ENGINEERING D.P.C.
116 WEST 32ND STREET, 12TH FLOOR
NEW YORK, NY 10001
TEL: 212 643 9055

GEOTECH CIVIL ENGINEER:
LANGAN ENGINEERING
300 KIMBALL DRIVE, 4TH FLOOR
PARSIPPANY, NJ, 07054
TEL: 973 560 4900

VERTICAL TRANSPORT CONSULTANT:
VAN DEUSEN & ASSOCIATES
120 EAGLE ROCK AVENUE, SUITE 310
EAST HANOVER, NJ, 07836
TEL: 973 994 9220

ENCLOSURE CONSULTANT:
VIDARIS, INC.
360 PARK AVENUE SOUTH, 15TH FLOOR
NEW YORK, NY, 10010
TEL: 212 689 5389

FACADE MAINTENANCE CONSULTANT:
ENTEK ENGINEERING LLC
166 AMES STREET
HACKENSACK, NJ, 07601
TEL: 201 820 2801

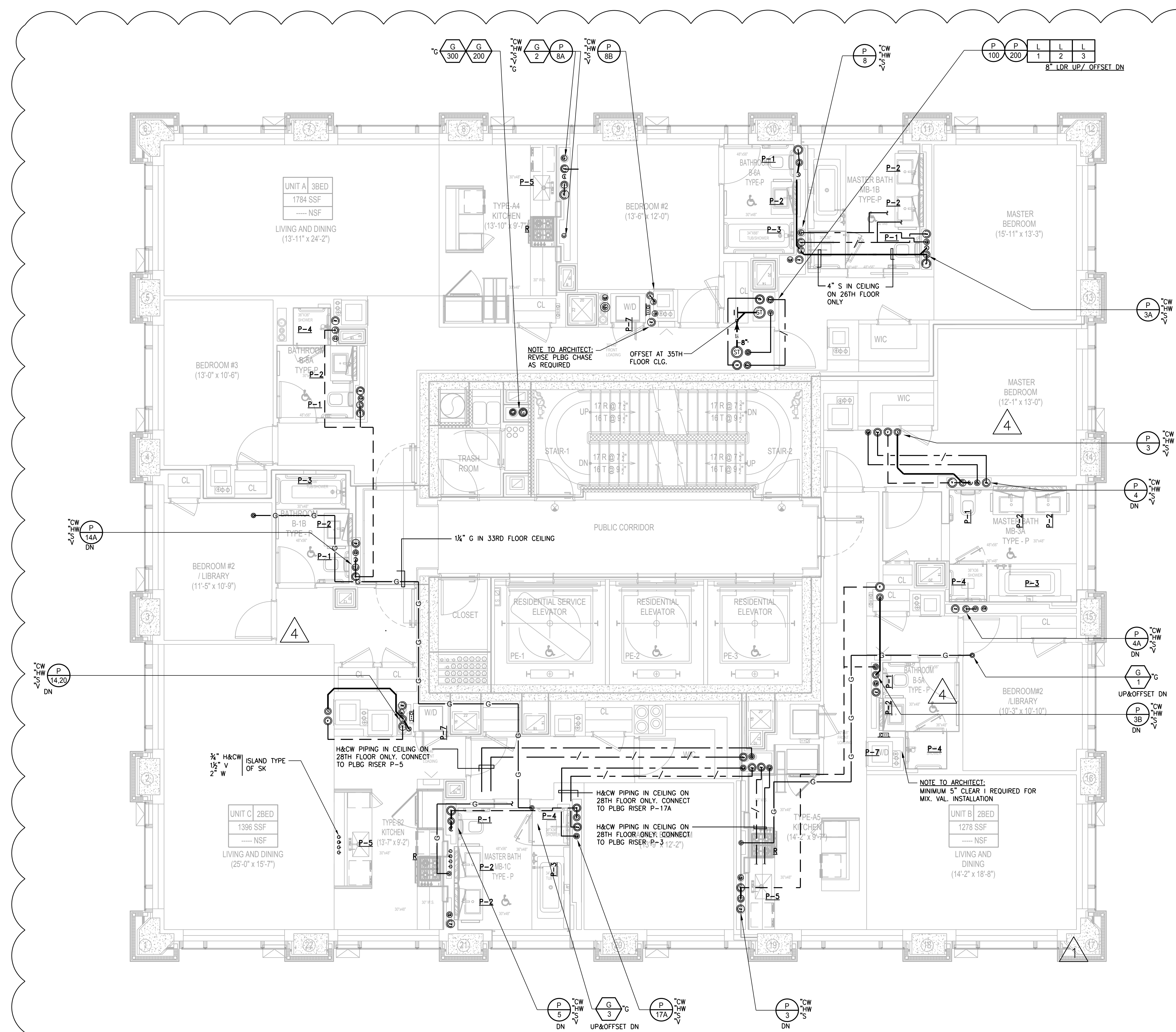
ACOUSTICAL CONSULTANT:
CERAMI & ASSOCIATES
404 FIFTH AVENUE
NEW YORK, NY, 10018
TEL: 212 616 4179

LIGHTING CONSULTANT:
ONE LUX STUDIO
158 WEST 29TH STREET, 10TH FLOOR
NEW YORK, NY, 10001
TEL: 212 201 5790

SPECIFICATIONS CONSULTANT:
ROBERT SCHWARTZ & ASSOCIATES
589 EIGHTH AVENUE, 17TH FLOOR
NEW YORK, NY, 10018
TEL: 212 691 3248

ENERGY MODELING CONSULTANT:
STEVEN WINTER ASSOCIATES, INC
307 SEVENTH AVENUE, SUITE 1701
NEW YORK, NY, 10001
TEL: 212 564 5800

INTERIOR DESIGN CONSULTANT:
BEERS INTERIORS
156 5TH AVENUE, PENTHOUSE 2
NEW YORK, NY, 10010
TEL: 212 352 2020



LEGEND:

- P-1 WATER CLOSET
- P-2 LAVATORY
- P-3 TUB AND SHOWER
- P-4 SHOWER
- P-5 SINK WITH DISHWASHER
- P-6 REFRIGERATOR WITH ICE MAKER
- P-7 WASHING MACHINE/DRYER

REFER TO PLUMBING FIXTURE PACKAGE FOR DETAILS.

GENERAL NOTE:

- REMOVAL AND RELOCATION OF CERTAIN WORK WILL BE NECESSARY TO PERFORM GENERAL WORK. ALL CONDITIONS CANNOT BE COMPLETELY DETAILED ON THE DRAWINGS. THE CONTRACTOR SHALL SURVEY THE SITE AND INCLUDE ALL CHANGES IN CREATING THE WORK PROPOSAL.
- PLBG CONTRACTOR SHALL COORDINATE WORK WITH ALL TRADES.
- FOR MORE DETAILS FOR PLBG PIPE SIZES REFER TO RISER DIAGRAMS.
- LOCATION OF RISER INSIDE SHAFTS TO BE COORDINATED WITH HVAC AND ELECTRIC CONTRACTOR.

ADDITIONAL SCOPE NOT INDICATED ON DRAWINGS

1. PROVIDE ACCESS DOORS FOR ALL VALVES LOCATED IN CEILINGS OR WALLS.
2. PROVIDE RELIEF VENTS FOR ALL SANITARY STACK OFFSETS IN ACCORDANCE WITH THE NEW YORK CITY BUILDING CODE.
3. PROVIDE RISER CONTROL VALVES FOR EACH HOT AND COLD WATER RISER. ALL RISER CONTROL VALVES TO BE PROVIDED WITH AN ACCESS DOOR TO BE COORDINATED WITH ARCHITECT.
4. EACH APARTMENT KITCHEN:
IN-SINK ERATOR: MODEL 555SS, 3/4"HP, 1/2" CW FEED TO REFRIGERATOR.

NOTE:

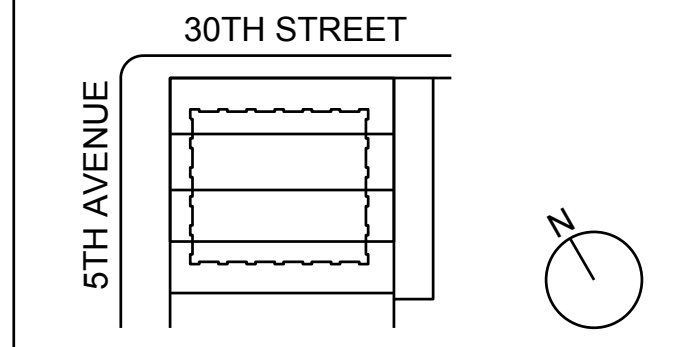
1. PROVIDE SLEEVES FOR ALL PLBG PIPING PENETRATING SHEAR WALLS.
2. ALL SAN & STORM WATER HORIZONTAL RUNS/OFFSETS TO BE INSULATED.

NOTE:

THE AREA BEHIND LAVATORIES IN BATHROOMS SHALL REMAIN CLEAR TO ACCOMMODATE RECESSED MEDICINE CABINETS INSTALLATION.

WASHING MACHINE BOX-2 X 4 WASHING MACHINE BOX DATEY MODEL #38203 WHITE PVC BOX, FACEPLATE AND BRACKETS. THE WASHING MACHINE BOX SHALL HAVE TWO LEAD FREE 1/4 TURN, COPPER SWEAT VALVES WITH HAMMER ARRESTORS, INSTALLED MEETING ASME A112.18.1 AND ASSE 1010. IT SHOULD INCLUDE TWO SUPPORT BRACKETS FOR DIRECT STUD MOUNTING, ONE CONDENSATE LINE CONNECTOR, ONE RED VALVE CLIP, ONE BLUE VALVE CLIP, ONE DRAIN PLUG AND ONE FACEPLATE. DATEY MODEL # 38203.

DATE	DESCRIPTION
02/24/17	DOB PAA
02/17/17	BULLETIN #3
12/12/16	CONST. DOC.
10/31/16	95% CD SET
08/01/16	85% CD
06/15/16	ISSUED FOR BID
04/08/16	PROGRESS DD
04/08/16	DOB SUBMITTAL
01/18/16	FOUNDATION BID
12/18/15	SCHEMATIC DESIGN
04/15/15	DOB SUBMITTAL
ISSUE NO.	DATE
DESCRIPTION	



KEY PLAN AND NORTH SIGN
IF THIS DRAWING IS NOT 42" X 30" IT IS A REDUCED PRINT.
REFER TO GRAPHIC SCALE

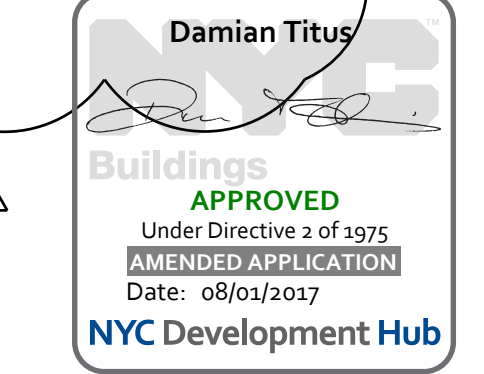
PROJECT NUMBER: 6982.00
SCALE: 1/4" = 1'-0"

28TH - 35TH FLOOR
PLUMBING
PLAN

SHEET TITLE:
P-113.01
SHEET NUMBER: 16 OF 47

NEW YORK CITY BUILDING DEPARTMENT APPROVAL NOTE
THIS PLAN IS APPROVED ONLY FOR WORK INDICATED ON THE APPLICATION SPECIFICATION SHEET. ALL OTHER MATTERS SHOWN ARE NOT TO BE RELIED UPON, OR TO BE CONSIDERED AS EITHER BEING APPROVED OR IN ACCORDANCE WITH APPLICABLE CODES.

NEW YORK CITY ENERGY CONSERVATION CODE
TO THE BEST OF MY KNOWLEDGE, BELIEF AND PROFESSIONAL JUDGMENT, THESE PLANS AND SPECIFICATIONS ARE IN COMPLIANCE WITH THE NEW YORK CITY ENERGY CONSERVATION CODE.



2003 RAFAEL VINOLY ARCHITECTS

281 Fifth Avenue NEW YORK, NY

OWNER:
VICTOR NOMAD LLC

CONSTRUCTION MANAGER:
LEND LEASE
200 PARK AVENUE, 9TH FLOOR
NEW YORK, NY 10166
TEL: 212 592 6700

ARCHITECT:
RAFAEL VINOLY ARCHITECTS PC
50 VANDAM STREET
NEW YORK, NY 10013
TEL: 212 924 5060 FAX: 212 924 5858

STRUCTURAL ENGINEER:
WSP PARSONS BRINCKERHOFF
ONE PENN PLAZA, 4TH FLOOR
NEW YORK, NY 10119
TEL: 212 687 9888

MED/FIT ENGINEER:
MGE ENGINEERING D.P.C.
116 WEST 32ND STREET, 12TH FLOOR
NEW YORK, NY 10001
TEL: 212 643 9055

GEOTECH CIVIL ENGINEER:
LANGAN ENGINEERING
300 KIMBALL DRIVE, 4TH FLOOR
PARSIPPANY, NJ, 07054
TEL: 973 560 4900

VERTICAL TRANSPORT CONSULTANT:
VAN DEUSEN & ASSOCIATES
120 EAST ROCK AVENUE, SUITE 310
EAST HANOVER, NJ, 07836
TEL: 973 994 9220

ENCLOSURE CONSULTANT:
VIDARIS, INC.
360 PARK AVENUE SOUTH, 15TH FLOOR
NEW YORK, NY, 10010
TEL: 212 689 5389

FACADE MAINTENANCE CONSULTANT:
ENTEK ENGINEERING LLC
166 AMES STREET
HACKENSACK, NJ, 07601
TEL: 201 820 2801

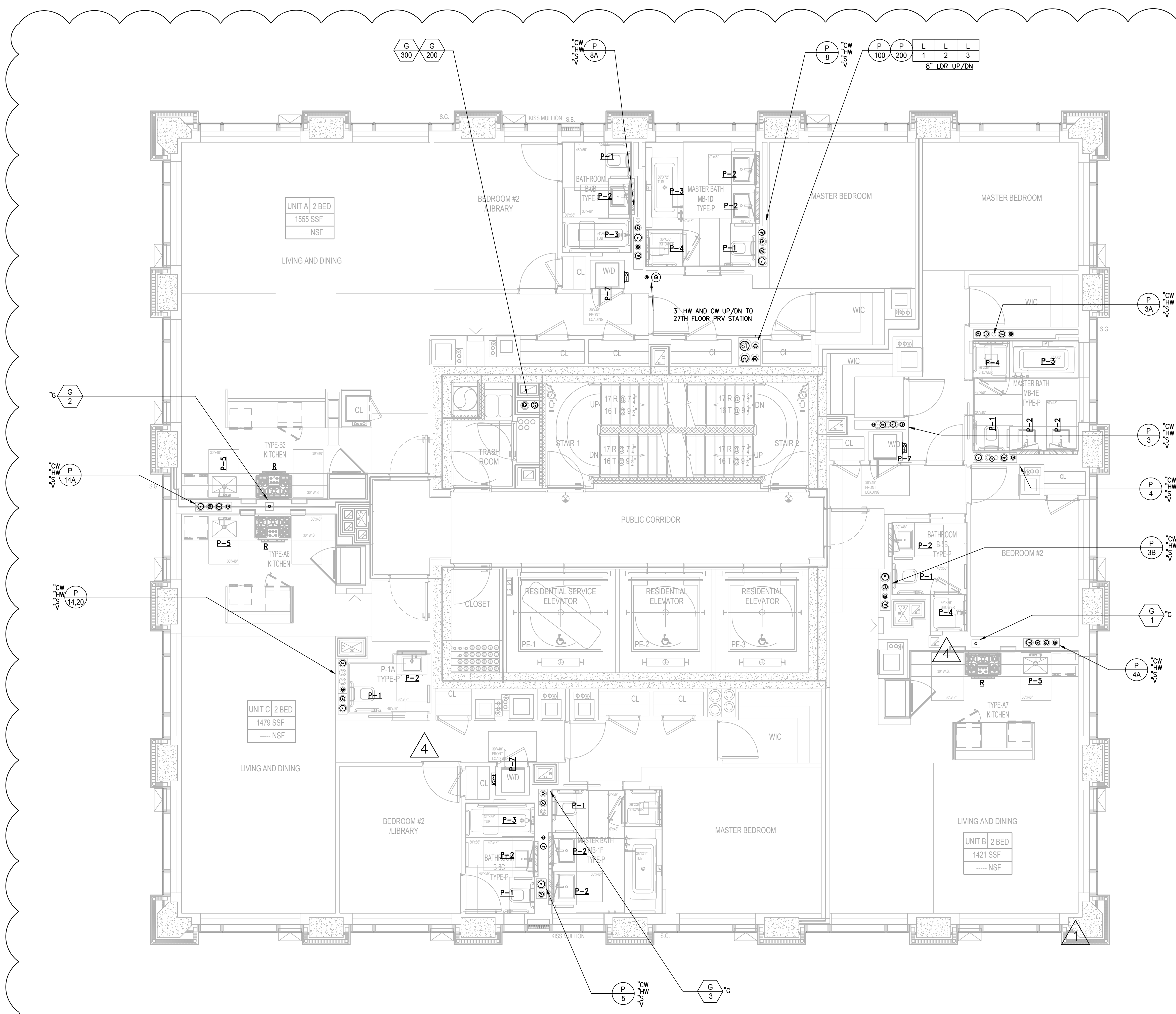
ACOUSTICAL CONSULTANT:
CERAMI & ASSOCIATES
404 FIFTH AVENUE
NEW YORK, NY, 10018
TEL: 212 616 4179

LIGHTING CONSULTANT:
ONE LUX STUDIO
158 WEST 29TH STREET, 10TH FLOOR
NEW YORK, NY, 10001
TEL: 212 201 5790

SPECIFICATIONS CONSULTANT:
ROBERT SCHWARTZ & ASSOCIATES
589 EIGHTH AVENUE, 17TH FLOOR
NEW YORK, NY, 10018
TEL: 212 691 3248

ENERGY MODELING CONSULTANT:
STEVEN WINTER ASSOCIATES, INC.
307 SEVENTH AVENUE, SUITE 1701
NEW YORK, NY, 10001
TEL: 212 564 5800

INTERIOR DESIGN CONSULTANT:
BEERS INTERIORS
156 5TH AVENUE, PENTHOUSE 2
NEW YORK, NY, 10010
TEL: 212 352 2020



LEGEND:
P-1 WATER CLOSET
P-2 LAVATORY
P-3 TUB AND SHOWER
P-4 SHOWER
P-5 SINK WITH DISHWASHER
P-6 REFRIGERATOR WITH ICE MAKER
P-7 WASHING MACHINE/DRYER
P-10 POT FILLER

REFER TO PLUMBING FIXTURE PACKAGE FOR DETAILS.

GENERAL NOTE:

- REMOVAL AND RELOCATION OF CERTAIN WORK WILL BE NECESSARY TO PERFORM GENERAL WORK. ALL CONDITIONS CANNOT BE COMPLETELY DETAILED ON THE DRAWINGS. THE CONTRACTOR SHALL SURVEY THE SITE AND INCLUDE ALL CHANGES IN CREATING THE WORK PROPOSAL.
- PLBG CONTRACTOR SHALL COORDINATE WORK WITH ALL TRADES.
- FOR MORE DETAILS FOR PLBG PIPE SIZES REFER TO RISER DIAGRAMS.
- LOCATION OF RISER INSIDE SHAFTS TO BE COORDINATED WITH HVAC AND ELECTRIC CONTRACTOR.

ADDITIONAL SCOPE NOT INDICATED ON DRAWINGS

1. PROVIDE ACCESS DOORS FOR ALL VALVES LOCATED IN CEILINGS OR WALLS.
2. PROVIDE RELIEF VENTS FOR ALL SANITARY STACK OFFSETS IN ACCORDANCE WITH THE NEW YORK CITY BUILDING CODE.
3. PROVIDE RISER CONTROL VALVES FOR EACH HOT AND COLD WATER RISER. ALL RISER CONTROL VALVES TO BE PROVIDED WITH AN ACCESS DOOR TO BE COORDINATED WITH ARCHITECT.
4. EACH APARTMENT KITCHEN:
IN-SINK ERATOR: MODEL 555SS, 3/4"HP, 1/2" CW FEED TO REFRIGERATOR.

NOTE:

1. PROVIDE SLEEVES FOR ALL PLBG PIPING PENETRATING SHEAR WALLS.
2. ALL SAN & STORM WATER HORIZONTAL RUNS/OFFSETS TO BE INSULATED.

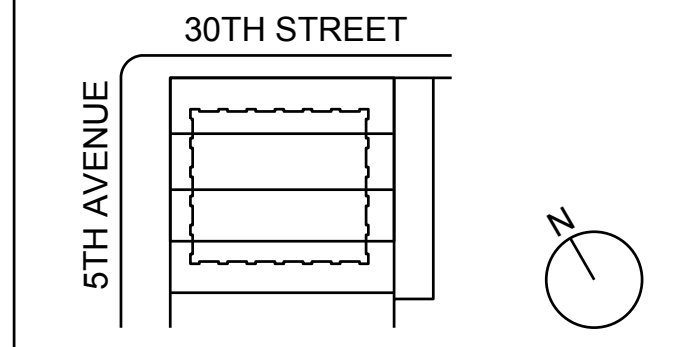
NOTE:

THE AREA BEHIND LAVATORIES IN BATHROOMS SHALL REMAIN CLEAR TO ACCOMMODATE RECESSED MEDICINE CABINETS INSTALLATION.

WASHING MACHINE BOX-2 X 4 WASHING MACHINE BOX OATEY MODEL #38203 WHITE PVC BOX, FACEPLATE AND BRACKETS. THE WASHING MACHINE BOX SHALL HAVE TWO LEAD FREE 1/4 TURN, COPPER SWEAT VALVES WITH HAMMER ARRESTORS, INSTALLED MEETING ASME A112.18.1 AND ASSE 1010. IT SHOULD INCLUDE TWO SUPPORT BRACKETS FOR DIRECT STUD MOUNTING, ONE CONDENSATE LINE CONNECTOR, ONE RED VALVE CLIP, ONE BLUE VALVE CLIP, ONE DRAIN PLUG AND ONE FACEPLATE. OATEY MODEL # 38203.



SEAL	DATE	DESCRIPTION
	02/24/17	DOB PAA
	02/17/17	BULLETIN #3
	12/12/16	CONST. DOC.
	10/31/16	95% CD SET
	08/01/16	85% CD
	06/15/16	ISSUED FOR BID
	04/08/16	PROGRESS DD
	04/08/16	DOB SUBMITTAL
	01/18/16	FOUNDATION BID
	12/18/15	SCHEMATIC DESIGN
	04/15/15	DOB SUBMITTAL
ISSUE NO.	ISSUE DATE	DESCRIPTION



KEY PLAN AND NORTH SIGN
IF THIS DRAWING IS NOT 42" X 30" IT IS A REDUCED PRINT.
REFER TO GRAPHIC SCALE

PROJECT NUMBER: 6982.00
SCALE: 1/4" = 1'-0"



NEW YORK CITY BUILDING DEPARTMENT APPROVAL NOTE
THIS PLAN IS APPROVED ONLY FOR WORK INDICATED ON THE APPLICATION SPECIFICATION SHEET. ALL OTHER MATTERS SHOWN ARE NOT TO BE RELIED UPON, OR TO BE CONSIDERED AS EITHER BEING APPROVED OR IN ACCORDANCE WITH APPLICABLE CODES.

NEW YORK CITY ENERGY CONSERVATION CODE
TO THE BEST OF MY KNOWLEDGE, BELIEF AND PROFESSIONAL JUDGMENT, THESE PLANS AND SPECIFICATIONS ARE IN COMPLIANCE WITH THE NEW YORK CITY ENERGY CONSERVATION CODE.



36TH - 38TH FLOOR
PLUMBING PLAN

SHEET TITLE:
P-114.01

SHEET NUMBER: 17 OF 47

281 Fifth Avenue NEW YORK, NY

OWNER:
VICTOR NOMAD LLC

CONSTRUCTION MANAGER:
LEND LEASE
200 PARK AVENUE, 9TH FLOOR
NEW YORK, NY 10166
TEL: 212 592 6700

ARCHITECT:
RAFAEL VINDOLY ARCHITECTS PC
50 VANDAM STREET
NEW YORK, NY 10013
TEL: 212 924 5060 FAX: 212 924 5858

STRUCTURAL ENGINEER:
WSP PARSONS BRINCKERHOFF
ONE PENN PLAZA, 4TH FLOOR
NEW YORK, NY 10119
TEL: 212 687 9888

MED/FIT ENGINEER:
MGE ENGINEERING D.P.C.
116 WEST 32ND STREET, 12TH FLOOR
NEW YORK, NY 10001
TEL: 212 643 9055

GEOTECH CIVIL ENGINEER:
LANGAN ENGINEERING
300 KIMBALL DRIVE, 4TH FLOOR
PARSIPPANY, NJ, 07054
TEL: 973 560 4900

VERTICAL TRANSPORT CONSULTANT:
VAN DEUSEN & ASSOCIATES
120 EAGLE ROCK AVENUE, SUITE 310
EAST HANOVER, NJ, 07836
TEL: 973 994 9220

ENCLOSURE CONSULTANT:
VIDARIS, INC.
360 PARK AVENUE SOUTH, 15TH FLOOR
NEW YORK, NY, 10010
TEL: 212 689 5389

FACADE MAINTENANCE CONSULTANT:
ENTEK ENGINEERING LLC
166 AMES STREET
HACKENSACK, NJ, 07601
TEL: 201 820 2801

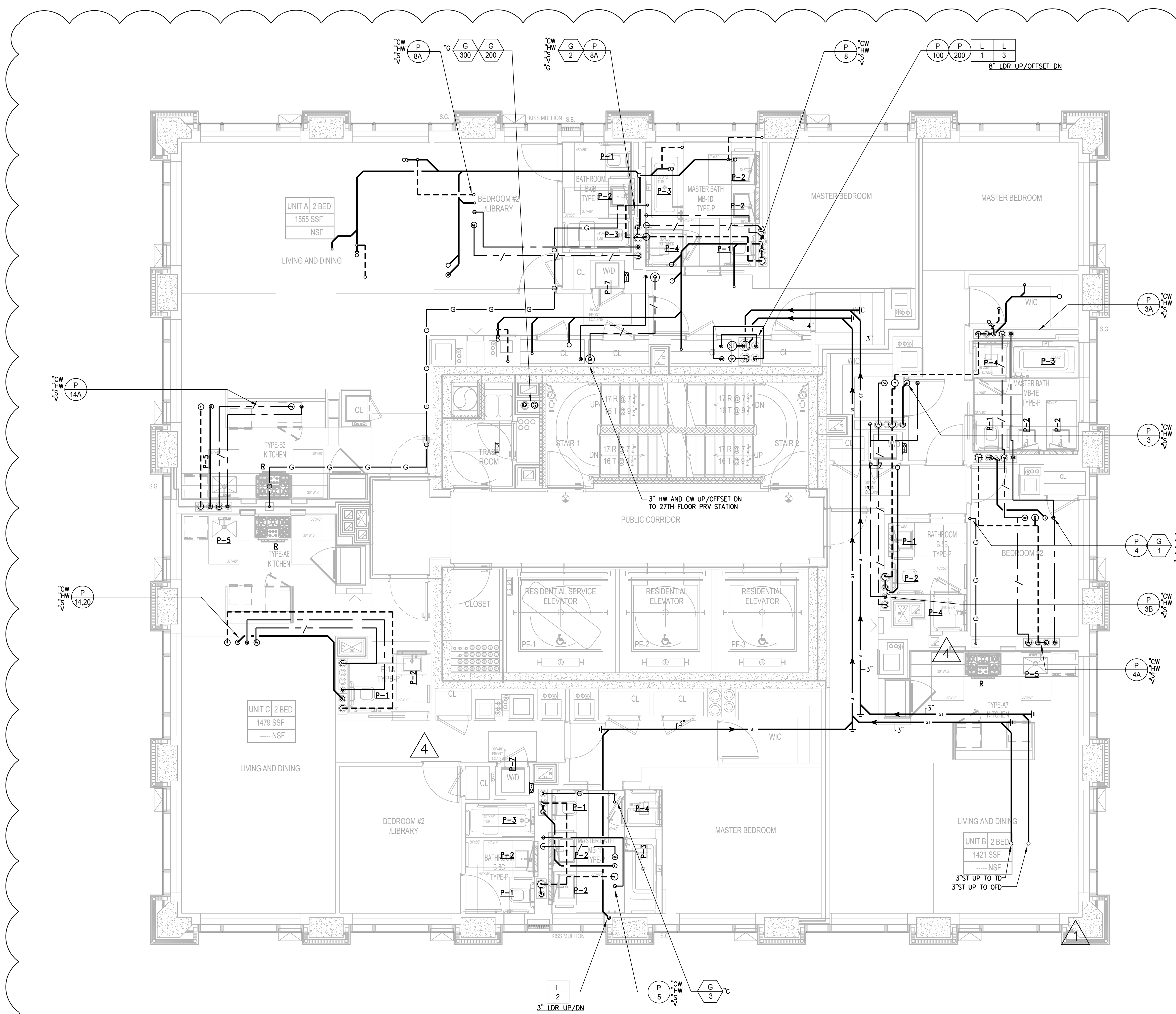
ACOUSTICAL CONSULTANT:
CERAMI & ASSOCIATES
404 FIFTH AVENUE
NEW YORK, NY, 10018
TEL: 212 616 4179

LIGHTING CONSULTANT:
ONE LUX STUDIO
158 WEST 29TH STREET, 10TH FLOOR
NEW YORK, NY, 10001
TEL: 212 201 5790

SPECIFICATIONS CONSULTANT:
ROBERT SCHWARTZ & ASSOCIATES
589 EIGHTH AVENUE, 17TH FLOOR
NEW YORK, NY, 10018
TEL: 212 691 3248

ENERGY MODELING CONSULTANT:
STEVEN WINTER ASSOCIATES, INC
307 SEVENTH AVENUE, SUITE 1701
NEW YORK, NY, 10001
TEL: 212 564 5800

INTERIOR DESIGN CONSULTANT:
BEERS INTERIORS
156 5TH AVENUE, PENTHOUSE 2
NEW YORK, NY, 10010
TEL: 212 352 2020



LEGEND:
P-1 WATER CLOSET
P-2 LAVATORY
P-3 TUB AND SHOWER
P-4 SHOWER
P-5 SINK WITH DISHWASHER
P-6 REFRIGERATOR WITH ICE MAKER
P-7 WASHING MACHINE/DRYER
P-10 POT FILLER

REFER TO PLUMBING FIXTURE PACKAGE FOR DETAILS.

GENERAL NOTE:

- REMOVAL AND RELOCATION OF CERTAIN WORK WILL BE NECESSARY TO PERFORM GENERAL WORK. ALL CONDITIONS CANNOT BE COMPLETELY DETAILED ON THE DRAWINGS. THE CONTRACTOR SHALL SURVEY THE SITE AND INCLUDE ALL CHANGES IN CREATING THE WORK PROPOSAL.
- PLBG CONTRACTOR SHALL COORDINATE WORK WITH ALL TRADES.
- FOR MORE DETAILS FOR PLBG PIPE SIZES REFER TO RISER DIAGRAMS.
- LOCATION OF RISER INSIDE SHAFTS TO BE COORDINATED WITH HVAC AND ELECTRIC CONTRACTOR.

ADDITIONAL SCOPE NOT INDICATED ON DRAWINGS

1. PROVIDE ACCESS DOORS FOR ALL VALVES LOCATED IN CEILINGS OR WALLS.
2. PROVIDE RELIEF VENTS FOR ALL SANITARY STACK OFFSETS IN ACCORDANCE WITH THE NEW YORK CITY BUILDING CODE.
3. PROVIDE RISER CONTROL VALVES FOR EACH HOT AND COLD WATER RISER. ALL RISER CONTROL VALVES TO BE PROVIDED WITH AN ACCESS DOOR TO BE COORDINATED WITH ARCHITECT.
4. EACH APARTMENT KITCHEN:
IN-SINK ERATOR: MODEL 555SS, 3/4"HP, 1/2" CW FEED TO REFRIGERATOR.

NOTE:

1. PROVIDE SLEEVES FOR ALL PLBG PIPING PENETRATING SHEAR WALLS.
2. ALL SAN & STORM WATER HORIZONTAL RUNS/OFFSETS TO BE INSULATED.

NOTE:

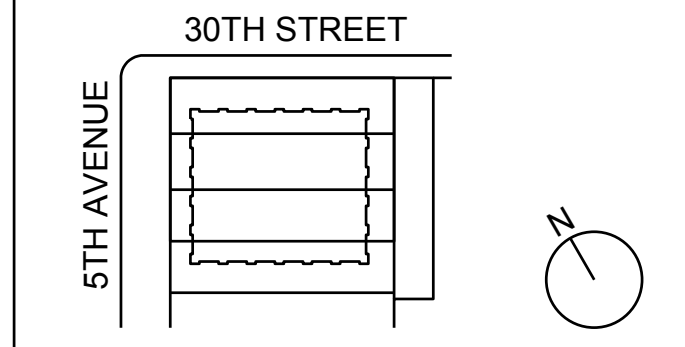
THE AREA BEHIND LAVATORIES IN BATHROOMS SHALL REMAIN CLEAR TO ACCOMMODATE RECESSED MEDICINE CABINETS INSTALLATION.

WASHING MACHINE BOX-2 X 4 WASHING MACHINE BOX OATEY MODEL #38203 WHITE PVC BOX, FACEPLATE AND BRACKETS. THE WASHING MACHINE BOX SHALL HAVE TWO LEAD FREE 1/4 TURN, COPPER SWEAT VALVES WITH HAMMER ARRESTORS, INSTALLED MEETING ASME A112.18.1 AND ASSE 1010. IT SHOULD INCLUDE TWO SUPPORT BRACKETS FOR DIRECT STUD MOUNTING, ONE CONDENSATE LINE CONNECTOR, ONE RED VALVE CLIP, ONE BLUE VALVE CLIP, ONE DRAIN PLUG AND ONE FACEPLATE. OATEY MODEL # 38203.




SEAL

02/24/17	DOB PAA
02/17/17	BULLETIN #3
12/12/16	CONST. DOC.
10/31/16	95% CD SET
08/01/16	85% CD
06/15/16	ISSUED FOR BID
04/08/16	PROGRESS DD
04/08/16	DOB SUBMITTAL
01/18/16	FOUNDATION BID
12/18/15	SCHEMATIC DESIGN
04/15/15	DOB SUBMITTAL
ISSUE NO.	ISSUE DATE DESCRIPTION



KEY PLAN AND NORTH SIGN
IF THIS DRAWING IS NOT 42" X 30" IT IS A REDUCED PRINT.
REFER TO GRAPHIC SCALE

PROJECT NUMBER: 6982.00
SCALE: 1/4" = 1'-0"



NEW YORK CITY BUILDING DEPARTMENT APPROVAL NOTE
THIS PLAN IS APPROVED ONLY FOR WORK INDICATED ON THE APPLICATION SPECIFICATION SHEET. ALL OTHER MATTERS SHOWN ARE NOT TO BE RELIED UPON, OR TO BE CONSIDERED AS EITHER BEING APPROVED OR IN ACCORDANCE WITH APPLICABLE CODES.

NEW YORK CITY ENERGY CONSERVATION CODE
TO THE BEST OF MY KNOWLEDGE, BELIEF AND PROFESSIONAL JUDGMENT, THESE PLANS AND SPECIFICATIONS ARE IN COMPLIANCE WITH THE NEW YORK CITY ENERGY CONSERVATION CODE.

**39TH FLOOR
PLUMBING
PLAN**

SHEET TITLE:
P-115.01

SHEET NUMBER: 18 OF 47

2003 RAFAEL VINDOY ARCHITECTS

281 Fifth Avenue NEW YORK, NY

OWNER:
VICTOR NOMAD LLC

CONSTRUCTION MANAGER:
LEND LEASE
200 PARK AVENUE, 9TH FLOOR
NEW YORK, NY 10166
TEL: 212 592 6700

ARCHITECT:
RAFAEL VINDOY ARCHITECTS PC
50 VANDAM STREET
NEW YORK, NY 10013
TEL: 212 924 5060 FAX: 212 924 5858

STRUCTURAL ENGINEER:
WSP PARSONS BRINCKERHOFF
ONE PENN PLAZA, 4TH FLOOR
NEW YORK, NY 10119
TEL: 212 687 9888

MEDICAL ENGINEER:
MGE ENGINEERING D.P.C.
116 WEST 32ND STREET, 12TH FLOOR
NEW YORK, NY 10001
TEL: 212 643 9055

GEOTECH CIVIL ENGINEER:
LANGAN ENGINEERING
300 KIMBALL DRIVE, 4TH FLOOR
PARSIPPANY, NJ, 07054
TEL: 973 560 4900

VERTICAL TRANSPORT CONSULTANT:
VAN DEUSEN & ASSOCIATES
120 EAGLE ROCK AVENUE, SUITE 310
EAST HANOVER, NJ, 07936
TEL: 973 994 9220

ENCLOSURE CONSULTANT:
VIDARIS, INC.
360 PARK AVENUE SOUTH, 15TH FLOOR
NEW YORK, NY, 10010
TEL: 212 689 5389

FACADE MAINTENANCE CONSULTANT:
ENTEK ENGINEERING LLC
166 AMES STREET
HACKENSACK, NJ, 07601
TEL: 201 820 2801

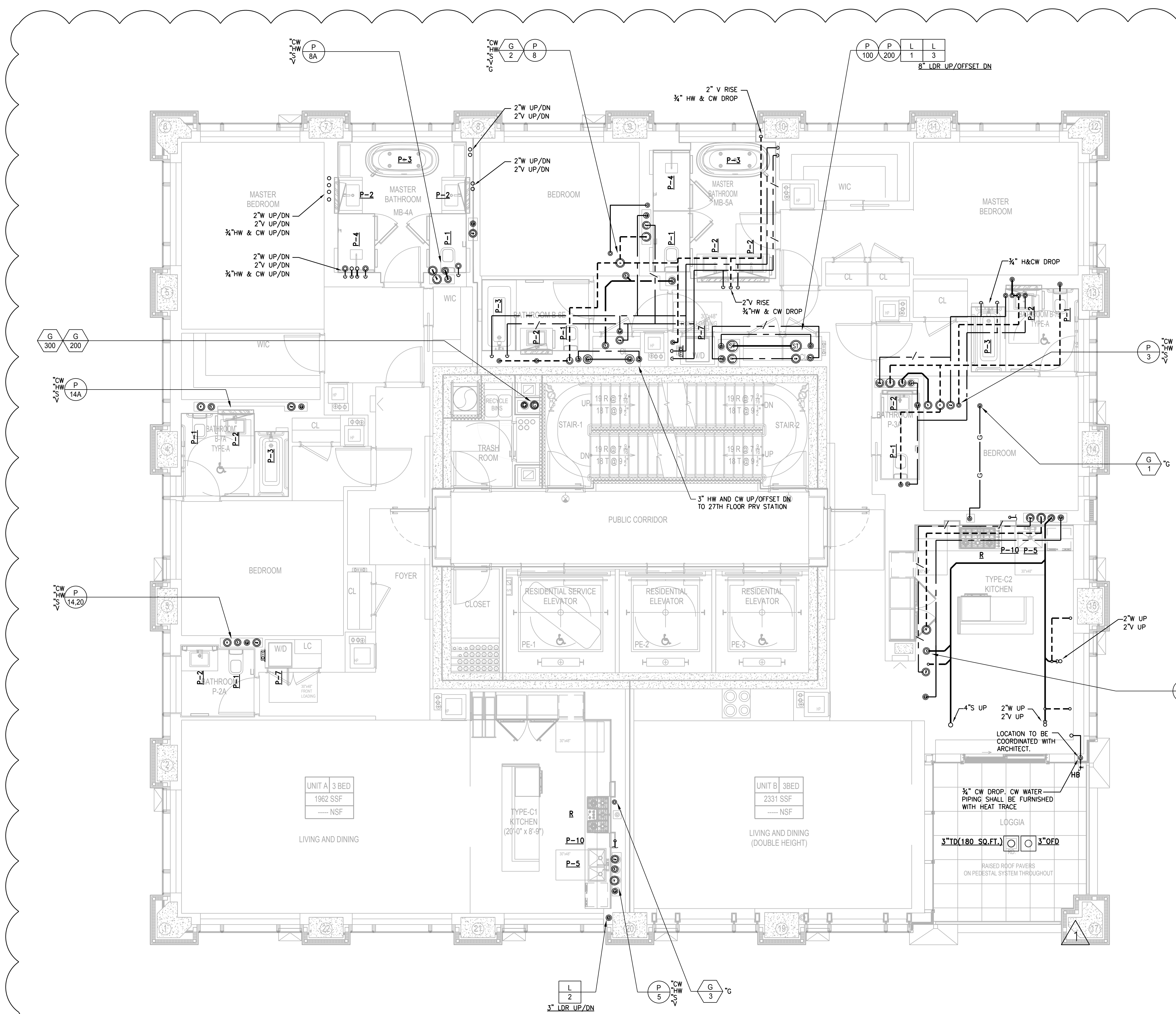
ACOUSTICAL CONSULTANT:
CERAMI & ASSOCIATES
404 FIFTH AVENUE
NEW YORK, NY, 10018
TEL: 212 616 4179

LIGHTING CONSULTANT:
ONE LUX STUDIO
158 WEST 29TH STREET, 10TH FLOOR
NEW YORK, NY, 10001
TEL: 212 201 5790

SPECIFICATIONS CONSULTANT:
ROBERT SCHWARTZ & ASSOCIATES
589 EIGHTH AVENUE, 17TH FLOOR
NEW YORK, NY, 10018
TEL: 212 691 3248

ENERGY MODELING CONSULTANT:
STEVEN WINTER ASSOCIATES, INC
307 SEVENTH AVENUE, SUITE 1701
NEW YORK, NY, 10001
TEL: 212 564 5800

INTERIOR DESIGN CONSULTANT:
BEERS INTERIORS
156 5TH AVENUE, PENTHOUSE 2
NEW YORK, NY, 10010
TEL: 212 352 2020



LEGEND:

- P-1 WATER CLOSET
- P-2 LAVATORY
- P-3 TUB AND SHOWER
- P-4 SHOWER
- P-5 SINK WITH DISHWASHER
- P-6 REFRIGERATOR WITH ICE MAKER
- P-7 WASHING MACHINE/DRYER
- P-10 POT FILLER

REFER TO PLUMBING FIXTURE PACKAGE FOR DETAILS.

GENERAL NOTE:

- REMOVAL AND RELOCATION OF CERTAIN WORK WILL BE NECESSARY TO PERFORM GENERAL WORK. ALL CONDITIONS CANNOT BE COMPLETELY DETAILED ON THE DRAWINGS. THE CONTRACTOR SHALL SURVEY THE SITE AND INCLUDE ALL CHANGES IN CREATING THE WORK PROPOSAL.
- PLBG CONTRACTOR SHALL COORDINATE WORK WITH ALL TRADES.
- FOR MORE DETAILS FOR PLBG PIPE SIZES REFER TO RISER DIAGRAMS.
- LOCATION OF RISER INSIDE SHAFTS TO BE COORDINATED WITH HVAC AND ELECTRIC CONTRACTOR.

ADDITIONAL SCOPE NOT INDICATED ON DRAWINGS

1. PROVIDE ACCESS DOORS FOR ALL VALVES LOCATED IN CEILINGS OR WALLS.
2. PROVIDE RELIEF VENTS FOR ALL SANITARY STACK OFFSETS IN ACCORDANCE WITH THE NEW YORK CITY BUILDING CODE.
3. PROVIDE RISER CONTROL VALVES FOR EACH HOT AND COLD WATER RISER. ALL RISER CONTROL VALVES TO BE PROVIDED WITH AN ACCESS DOOR TO BE COORDINATED WITH ARCHITECT.
4. EACH APARTMENT KITCHEN:
IN-SINK ERATOR: MODEL 555SS, 3/4"HP, 1/2" CW FEED TO REFRIGERATOR.

NOTE:

1. PROVIDE SLEEVES FOR ALL PLBG PIPING PENETRATING SHEAR WALLS.
2. ALL SAN & STORM WATER HORIZONTAL RUNS/OFFSETS TO BE INSULATED.

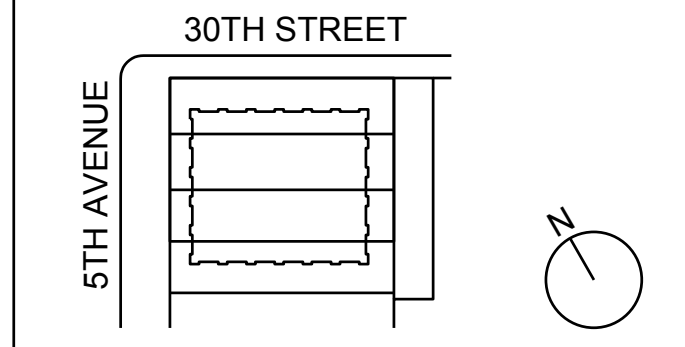
NOTE:

THE AREA BEHIND LAVATORIES IN BATHROOMS SHALL REMAIN CLEAR TO ACCOMMODATE RECESSED MEDICINE CABINETS INSTALLATION.

WASHING MACHINE BOX-2 X 4 WASHING MACHINE BOX OATY MODEL #38203 WHITE PVC BOX, FACEPLATE AND BRACKETS. THE WASHING MACHINE BOX SHALL HAVE TWO LEAD FREE 1/4 TURN COPPER SWEAT VALVES WITH HAMMER ARRESTORS, INSTALLED MEETING ASME A112.18.1 AND ASSE 1010. IT SHOULD INCLUDE TWO SUPPORT BRACKETS FOR DIRECT STUD MOUNTING, ONE CONDENSATE LINE CONNECTOR, ONE RED VALVE CLIP, ONE BLUE VALVE CLIP, ONE DRAIN PLUG AND ONE FACEPLATE. OATY MODEL # 38203.



SEAL	DATE	DESCRIPTION
	02/24/17	DOB PAA
	12/12/16	CONST. DOC.
	10/31/16	95% CD SET
	08/01/16	85% CD
	06/15/16	ISSUED FOR BID
	01/18/16	FOUNDATION BID
	12/18/15	SCHEMATIC DESIGN
	04/15/15	DOB SUBMITTAL
ISSUE NO.	DATE	DESCRIPTION



KEY PLAN AND NORTH SIGN
IF THIS DRAWING IS NOT 42" X 30" IT IS A REDUCED PRINT.
REFER TO GRAPHIC SCALE

PROJECT NUMBER: 6982.00
SCALE: 1/4" = 1'-0"

Damian Titus
APPROVED
Under Directive 2 of 1975
NYC Development Hub
Date: 08/01/2017

NEW YORK CITY BUILDING DEPARTMENT APPROVAL NOTE
THIS PLAN IS APPROVED ONLY FOR WORK INDICATED ON THE APPLICATION SPECIFICATION SHEET. ALL OTHER MATTERS SHOWN ARE NOT TO BE RELIED UPON, OR TO BE CONSIDERED AS EITHER BEING APPROVED OR IN ACCORDANCE WITH APPLICABLE CODES.

NEW YORK CITY ENERGY CONSERVATION CODE
TO THE BEST OF MY KNOWLEDGE, BELIEF AND PROFESSIONAL JUDGMENT, THESE PLANS AND SPECIFICATIONS ARE IN COMPLIANCE WITH THE NEW YORK CITY ENERGY CONSERVATION CODE.



40TH FLOOR
PLUMBING
PLAN

SHEET TITLE:
P-116.01

SHEET NUMBER: 19 OF 47

281 Fifth Avenue NEW YORK, NY

OWNER:
VICTOR NOMAD LLC

CONSTRUCTION MANAGER:
LEND LEASE
200 PARK AVENUE, 9TH FLOOR
NEW YORK, NY 10166
TEL: 212 592 6700

ARCHITECT:
RAFAEL VIÑOLY ARCHITECTS PC
50 VANDAM STREET
NEW YORK, NY 10013
TEL: 212 924 5060 FAX: 212 924 5858

STRUCTURAL ENGINEER:
WSP PARSONS BRINCKERHOFF
ONE PENN PLAZA, 4TH FLOOR
NEW YORK, NY 10119
TEL: 212 687 9888

MED/FIT ENGINEER:
MGE ENGINEERING D.P.C.
116 WEST 32ND STREET, 12TH FLOOR
NEW YORK, NY 10001
TEL: 212 643 9055

GEOTECH CIVIL ENGINEER:
LANGAN ENGINEERING
300 KIMBALL DRIVE, 4TH FLOOR
PARSIPPANY, NJ, 07054
TEL: 973 560 4900

VERTICAL TRANSPORT CONSULTANT:
VAN DEUSEN & ASSOCIATES
120 EAGLE ROCK AVENUE, SUITE 310
EAST HANOVER, NJ, 07836
TEL: 973 994 9220

ENCLOSURE CONSULTANT:
VIDARIS, INC.
360 PARK AVENUE SOUTH, 15TH FLOOR
NEW YORK, NY, 10010
TEL: 212 689 5389

FAÇADE MAINTENANCE CONSULTANT:
ENTEK ENGINEERING LLC
166 AMES STREET
HACKENSACK, NJ, 07601
TEL: 201 820 2801

ACOUSTICAL CONSULTANT:
CERAMI & ASSOCIATES
404 FIFTH AVENUE
NEW YORK, NY, 10018
TEL: 212 616 4179

LIGHTING CONSULTANT:
ONE LUX STUDIO
158 WEST 29TH STREET, 10TH FLOOR
NEW YORK, NY, 10001
TEL: 212 201 5790

SPECIFICATIONS CONSULTANT:
ROBERT SCHWARTZ & ASSOCIATES
589 EIGHTH AVENUE, 17TH FLOOR
NEW YORK, NY, 10018
TEL: 212 691 3248

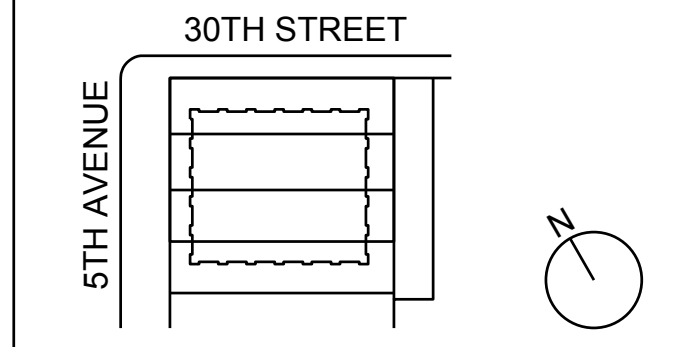
ENERGY MODELING CONSULTANT:
STEVEN WINTER ASSOCIATES, INC
307 SEVENTH AVENUE, SUITE 1701
NEW YORK, NY, 10001
TEL: 212 564 5800

INTERIOR DESIGN CONSULTANT:
BEERS INTERIORS
156 5TH AVENUE, PENTHOUSE 2
NEW YORK, NY, 10010
TEL: 212 352 2020



SEAL

02/24/17	DOB PAA
02/17/17	BULLETIN #3
12/12/16	CONST. DOC.
10/31/16	95% CD SET
08/01/16	85% CD
06/15/16	ISSUED FOR BID
01/18/16	FOUNDATION BID
12/18/15	SCHEMATIC DESIGN
04/15/15	DOB SUBMITTAL
ISSUE NO.	ISSUE DATE
	DESCRIPTION



KEY PLAN AND NORTH SIGN
IF THIS DRAWING IS NOT 42" X 30" IT IS A REDUCED PRINT.
REFER TO GRAPHIC SCALE

PROJECT NUMBER: 6982.00
SCALE: 1/4" = 1'-0"

41ST FLOOR
PLUMBING
PLAN

SHEET TITLE:
P-117.01
SHEET NUMBER: 20 OF 47

LEGEND:

- P-1 WATER CLOSET
- P-2 LAVATORY
- P-3 TUB AND SHOWER
- P-4 SHOWER
- P-5 SINK WITH DISHWASHER
- P-6 REFRIGERATOR WITH ICE MAKER
- P-7 WASHING MACHINE/DRYER
- P-10 POT FILLER

REFER TO PLUMBING FIXTURE PACKAGE FOR DETAILS.

GENERAL NOTE:

- REMOVAL AND RELOCATION OF CERTAIN WORK WILL BE NECESSARY TO PERFORM GENERAL WORK. ALL CONDITIONS CANNOT BE COMPLETELY DETAILED ON THE DRAWINGS. THE CONTRACTOR SHALL SURVEY THE SITE AND INCLUDE ALL CHANGES IN CREATING THE WORK PROPOSAL.
- PLBG CONTRACTOR SHALL COORDINATE WORK WITH ALL TRADES.
- FOR MORE DETAILS FOR PLBG PIPE SIZES REFER TO RISER DIAGRAMS.
- LOCATION OF RISER INSIDE SHAFTS TO BE COORDINATED WITH HVAC AND ELECTRIC CONTRACTOR.

ADDITIONAL SCOPE NOT INDICATED ON DRAWINGS

1. PROVIDE ACCESS DOORS FOR ALL VALVES LOCATED IN CEILING OR WALLS.
2. PROVIDE RELIEF VENTS FOR ALL SANITARY STACK OFFSETS IN ACCORDANCE WITH THE NEW YORK CITY BUILDING CODE.
3. PROVIDE RISER CONTROL VALVES FOR EACH HOT AND COLD WATER RISER. ALL RISER CONTROL VALVES TO BE PROVIDED WITH AN ACCESS DOOR TO BE COORDINATED WITH ARCHITECT.
4. EACH APARTMENT KITCHEN:
IN-SINK ERATOR: MODEL 555SS, 3/4"HP, 1/2" CW FEED TO REFRIGERATOR.

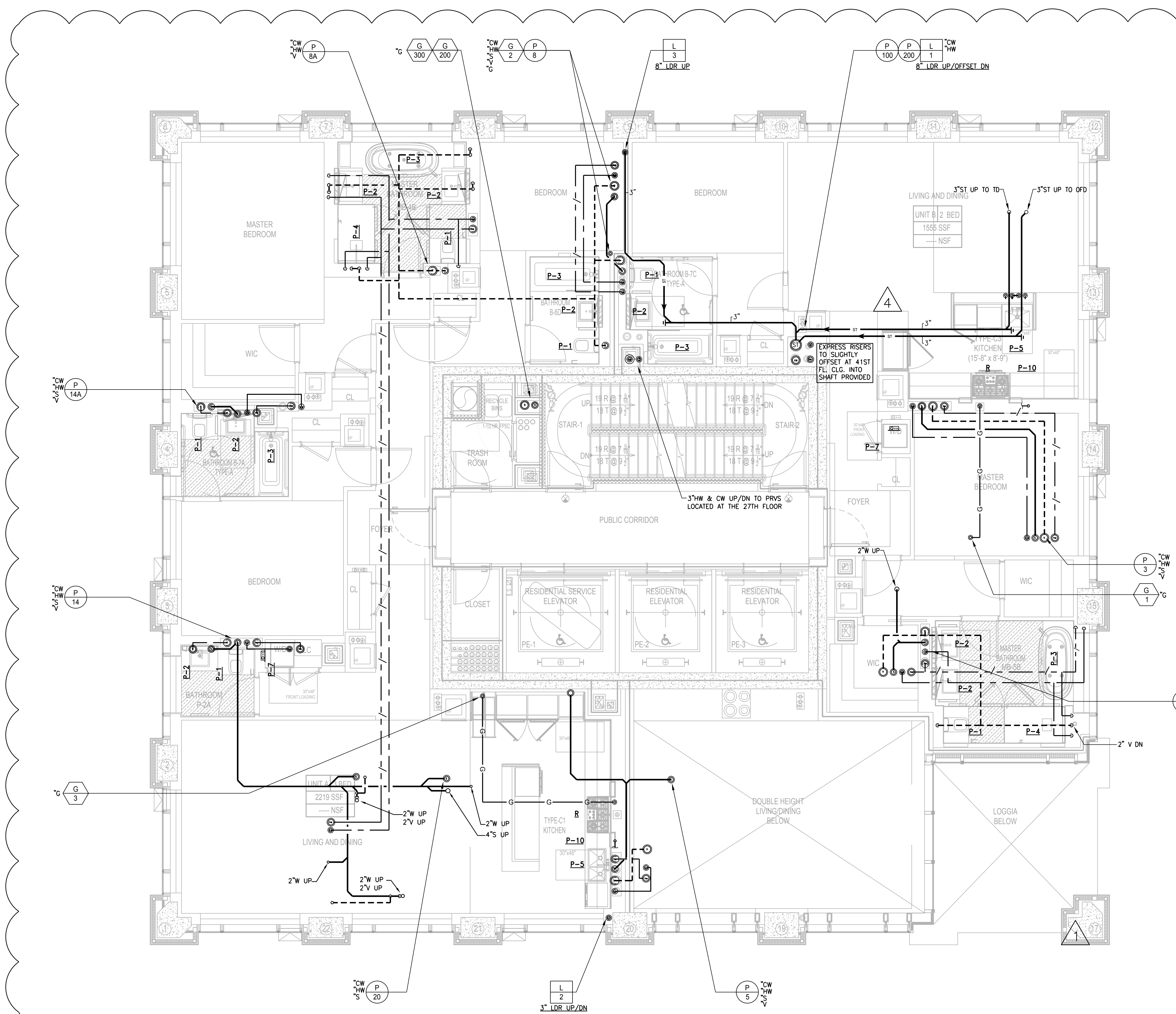
NOTE:

1. PROVIDE SLEEVES FOR ALL PLBG PIPING PENETRATING SHEAR WALLS.
2. ALL SAN & STORM WATER HORIZONTAL RUNS/OFFSETS TO BE INSULATED.

NOTE:

THE AREA BEHIND LAVATORIES IN BATHROOMS SHALL REMAIN CLEAR TO ACCOMMODATE RECESSED MEDICINE CABINETS INSTALLATION.

WASHING MACHINE BOX-2 X 4 WASHING MACHINE BOX OATY MODEL #38203 WHITE PVC BOX, FACEPLATE AND BRACKETS. THE WASHING MACHINE BOX SHALL HAVE TWO LEAD FREE 1/4 TURN COPPER SWEAT VALVES WITH HAMMER ARRESTORS, INSTALLED MEETING ASME A112.18.1 AND ASSE 1010. IT SHOULD INCLUDE TWO SUPPORT BRACKETS FOR DIRECT STUD MOUNTING, ONE CONDENSATE LINE CONNECTOR, ONE RED VALVE CLIP, ONE BLUE VALVE CLIP, ONE DRAIN PLUG AND ONE FACEPLATE. OATY MODEL # 38203.



NEW YORK CITY BUILDING DEPARTMENT APPROVAL NOTE

THIS PLAN IS APPROVED ONLY FOR WORK INDICATED ON THE APPLICATION SPECIFICATION SHEET. ALL OTHER MATTERS SHOWN ARE NOT TO BE RELIED UPON, OR TO BE CONSIDERED AS EITHER BEING APPROVED OR IN ACCORDANCE WITH APPLICABLE CODES.

NEW YORK CITY ENERGY CONSERVATION CODE

TO THE BEST OF MY KNOWLEDGE, BELIEF AND PROFESSIONAL JUDGMENT, THESE PLANS AND SPECIFICATIONS ARE IN COMPLIANCE WITH THE NEW YORK CITY ENERGY CONSERVATION CODE.



© 2003 RAFAEL VIÑOLY ARCHITECTS

OWNER:
VICTOR NOMAD LLC

CONSTRUCTION MANAGER:
LEND LEASE
200 PARK AVENUE, 9TH FLOOR
NEW YORK, NY 10166
TEL: 212 592 6700

ARCHITECT:
RAFAEL VINDOY ARCHITECTS PC
50 VANDAM STREET
NEW YORK, NY 10013
TEL: 212 924 5060 FAX: 212 924 5858

STRUCTURAL ENGINEER:
WSP PARSONS BRINCKERHOFF
ONE PENN PLAZA, 4TH FLOOR
NEW YORK, NY 10119
TEL: 212 687 9888

MED/FIT ENGINEER:
MGE ENGINEERING D.P.C.
116 WEST 32ND STREET, 12TH FLOOR
NEW YORK, NY 10001
TEL: 212 643 9055

GEOTECH CIVIL ENGINEER:
LANGAN ENGINEERING
300 KIMBALL DRIVE, 4TH FLOOR
PARSIPPANY, NJ 07054
TEL: 973 560 4900

VERTICAL TRANSPORT CONSULTANT:
VAN DEUSEN & ASSOCIATES
120 EAGLE ROCK AVENUE, SUITE 310
EAST HANOVER, NJ 07836
TEL: 973 994 9220

ENCLOSURE CONSULTANT:
VIDARIS, INC.
360 PARK AVENUE SOUTH, 15TH FLOOR
NEW YORK, NY 10010
TEL: 212 689 5389

FACADE MAINTENANCE CONSULTANT:
ENTEK ENGINEERING LLC
166 AMES STREET
HACKENSACK, NJ 07601
TEL: 201 820 2801

ACOUSTICAL CONSULTANT:
CERAMI & ASSOCIATES
404 FIFTH AVENUE
NEW YORK, NY 10018
TEL: 212 616 4179

LIGHTING CONSULTANT:
ONE LUX STUDIO
158 WEST 29TH STREET, 10TH FLOOR
NEW YORK, NY 10001
TEL: 212 201 5790

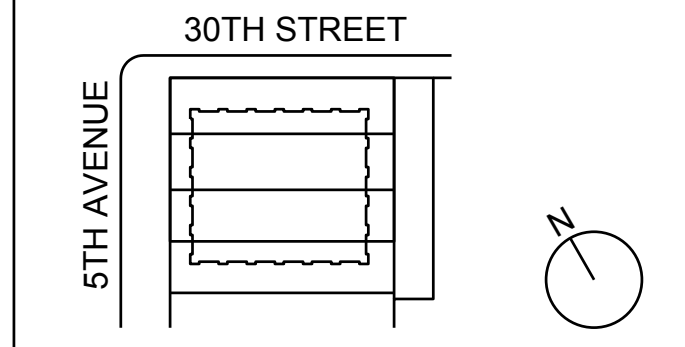
SPECIFICATIONS CONSULTANT:
ROBERT SCHWARTZ & ASSOCIATES
589 EIGHTH AVENUE, 17TH FLOOR
NEW YORK, NY 10018
TEL: 212 691 3248

ENERGY MODELING CONSULTANT:
STEVEN WINTER ASSOCIATES, INC
307 SEVENTH AVENUE, SUITE 1701
NEW YORK, NY 10001
TEL: 212 564 5800

INTERIOR DESIGN CONSULTANT:
BEERS INTERIORS
156 5TH AVENUE, PENTHOUSE 2
NEW YORK, NY 10010
TEL: 212 352 2020



DATE	DESCRIPTION	BY
02/24/17	DOB PAA	
02/17/17	BULLETIN #3	
12/12/16	CONST. DOC.	
10/31/16	95% CD SET	
08/01/16	85% CD	
06/15/16	ISSUED FOR BID	
01/18/16	FOUNDATION BID	
12/18/15	SCHEMATIC DESIGN	
04/15/15	DOB SUBMITTAL	
ISSUE NO.	DATE	DESCRIPTION



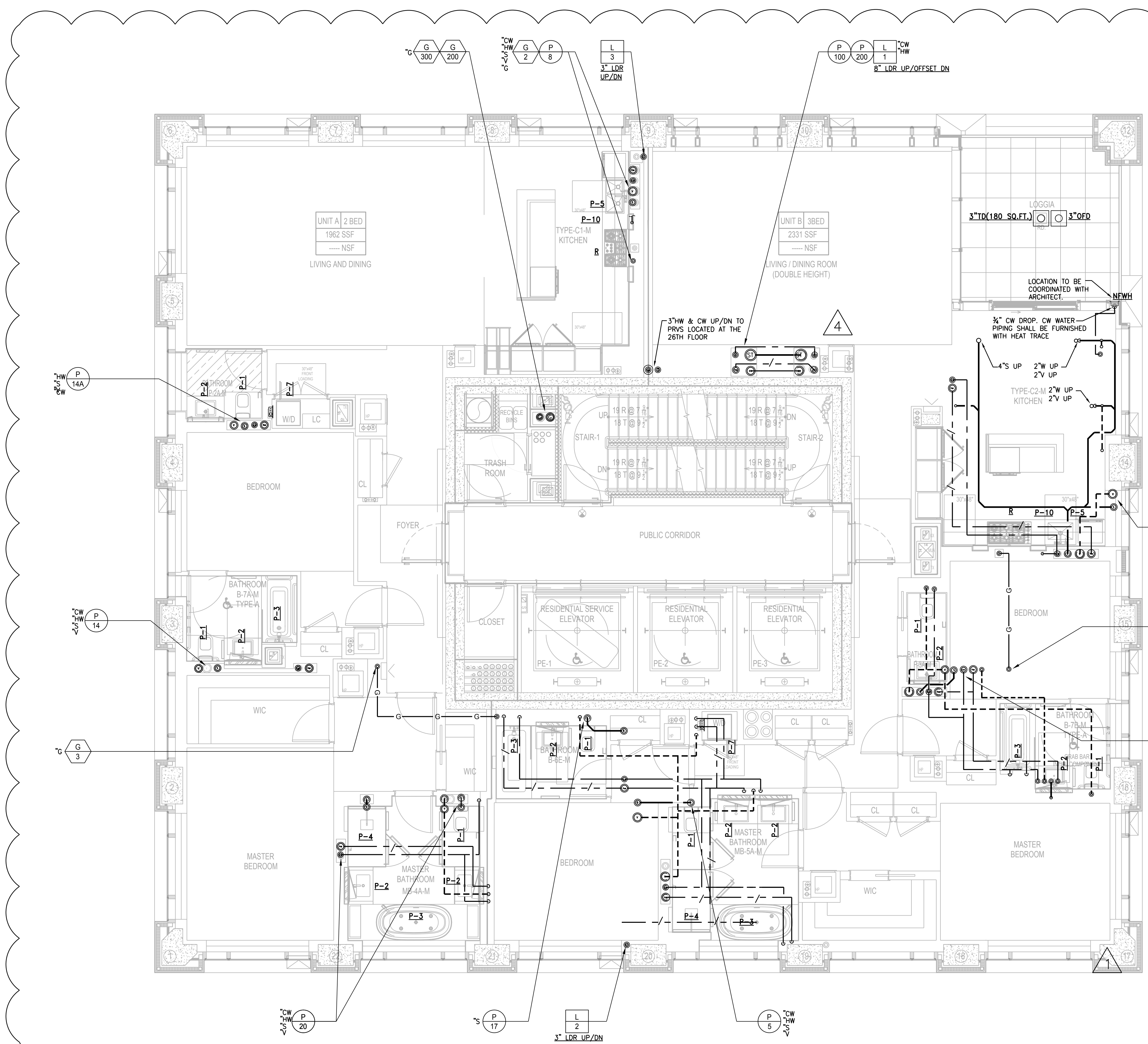
KEY PLAN AND NORTH SIGN
IF THIS DRAWING IS NOT 42" X 30" IT IS A REDUCED PRINT.
REFER TO GRAPHIC SCALE

PROJECT NUMBER: 6982.00
SCALE: 1/4" = 1'-0"

42ND FLOOR
PLUMBING
PLAN

SHEET TITLE:
P-118.01

SHEET NUMBER: 21 OF 47



LEGEND:

- P-1 WATER CLOSET
- P-2 LAVATORY
- P-3 TUB AND SHOWER
- P-4 SHOWER
- P-5 SINK WITH DISHWASHER
- P-6 REFRIGERATOR WITH ICE MAKER
- P-7 WASHING MACHINE/DRYER
- P-10 POT FILLER

REFER TO PLUMBING FIXTURE PACKAGE FOR DETAILS.

GENERAL NOTE:

- REMOVAL AND RELOCATION OF CERTAIN WORK WILL BE NECESSARY TO PERFORM GENERAL WORK. ALL CONDITIONS CANNOT BE COMPLETELY DETAILED ON THE DRAWINGS. THE CONTRACTOR SHALL SURVEY THE SITE AND INCLUDE ALL CHANGES IN CREATING THE WORK PROPOSAL.
- PLBG CONTRACTOR SHALL COORDINATE WORK WITH ALL TRADES.
- FOR MORE DETAILS FOR PLBG PIPE SIZES REFER TO RISER DIAGRAMS.
- LOCATION OF RISER INSIDE SHAFTS TO BE COORDINATED WITH HVAC AND ELECTRIC CONTRACTOR.

ADDITIONAL SCOPE NOT INDICATED ON DRAWINGS

1. PROVIDE ACCESS DOORS FOR ALL VALVES LOCATED IN CEILINGS OR WALLS.
2. PROVIDE RELIEF VENTS FOR ALL SANITARY STACK OFFSETS IN ACCORDANCE WITH THE NEW YORK CITY BUILDING CODE.
3. PROVIDE RISER CONTROL VALVES FOR EACH HOT AND COLD WATER RISER. ALL RISER CONTROL VALVES TO BE PROVIDED WITH AN ACCESS DOOR TO BE COORDINATED WITH ARCHITECT.
4. EACH APARTMENT KITCHEN:
IN-SINK ERATOR: MODEL 555SS, 3/4"HP, 1/2" CW FEED TO REFRIGERATOR.

NOTE:

1. PROVIDE SLEEVES FOR ALL PLBG PIPING PENETRATING SHEAR WALLS.
2. ALL SAN & STORM WATER HORIZONTAL RUNS/OFFSETS TO BE INSULATED.

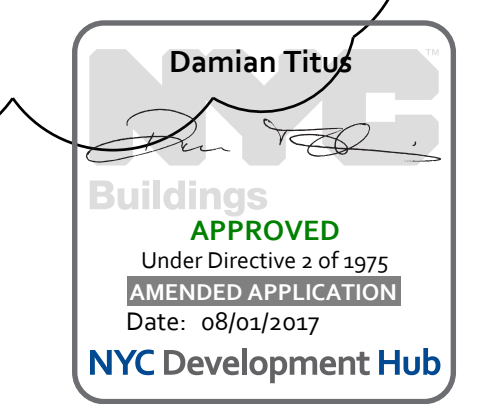
NOTE:

THE AREA BEHIND LAVATORIES IN BATHROOMS SHALL REMAIN CLEAR TO ACCOMMODATE RECESSED MEDICINE CABINETS INSTALLATION.

WASHING MACHINE BOX-2 X 4 WASHING MACHINE BOX OATEY MODEL #38203 WHITE PVC BOX, FACEPLATE AND BRACKETS. THE WASHING MACHINE BOX SHALL HAVE TWO LEAD FREE, 1/4 TURN, COPPER SWEAT VALVES WITH HAMMER ARRESTORS, INSTALLED MEETING ASME A112.18.1 AND ASSE 1010. IT SHOULD INCLUDE TWO SUPPORT BRACKETS FOR DIRECT STUD MOUNTING, ONE CONDENSATE LINE CONNECTOR, ONE RED VALVE CLIP, ONE BLUE VALVE CLIP, ONE DRAIN PLUG AND ONE FACEPLATE. OATEY MODEL # 38203.

NEW YORK CITY BUILDING DEPARTMENT APPROVAL NOTE
THIS PLAN IS APPROVED ONLY FOR WORK INDICATED ON THE APPLICATION SPECIFICATION SHEET. ALL OTHER MATTERS SHOWN ARE NOT TO BE RELIED UPON, OR TO BE CONSIDERED AS EITHER BEING APPROVED OR IN ACCORDANCE WITH APPLICABLE CODES.

NEW YORK CITY ENERGY CONSERVATION CODE
TO THE BEST OF MY KNOWLEDGE, BELIEF AND PROFESSIONAL JUDGMENT, THESE PLANS AND SPECIFICATIONS ARE IN COMPLIANCE WITH THE NEW YORK CITY ENERGY CONSERVATION CODE.



OWNER:
VICTOR NOMAD LLC

CONSTRUCTION MANAGER:
LEND LEASE
200 PARK AVENUE, 9TH FLOOR
NEW YORK, NY 10166
TEL: 212 592 6700

ARCHITECT:
RAFAEL VINDOY ARCHITECTS PC
50 VANDAM STREET
NEW YORK, NY 10013
TEL: 212 924 5060 FAX: 212 924 5858

STRUCTURAL ENGINEER:
WSP PARSONS BRINCKERHOFF
ONE PENN PLAZA, 4TH FLOOR
NEW YORK, NY 10119
TEL: 212 687 9888

MED/FIT ENGINEER:
MGE ENGINEERING D.P.C.
116 WEST 32ND STREET, 12TH FLOOR
NEW YORK, NY 10001
TEL: 212 643 9055

GEOTECH CIVIL ENGINEER:
LANGAN ENGINEERING
300 KIMBALL DRIVE, 4TH FLOOR
PARSIPPANY, NJ, 07054
TEL: 973 560 4900

VERTICAL TRANSPORT CONSULTANT:
VAN DEUSEN & ASSOCIATES
120 EAST ROCK AVENUE, SUITE 310
EAST HANOVER, NJ, 07836
TEL: 973 994 9220

ENCLOSURE CONSULTANT:
VIDARIS, INC.
360 PARK AVENUE SOUTH, 15TH FLOOR
NEW YORK, NY, 10010
TEL: 212 689 5389

FACADE MAINTENANCE CONSULTANT:
ENTEK ENGINEERING LLC
166 AMES STREET
HACKENSACK, NJ, 07601
TEL: 201 820 2801

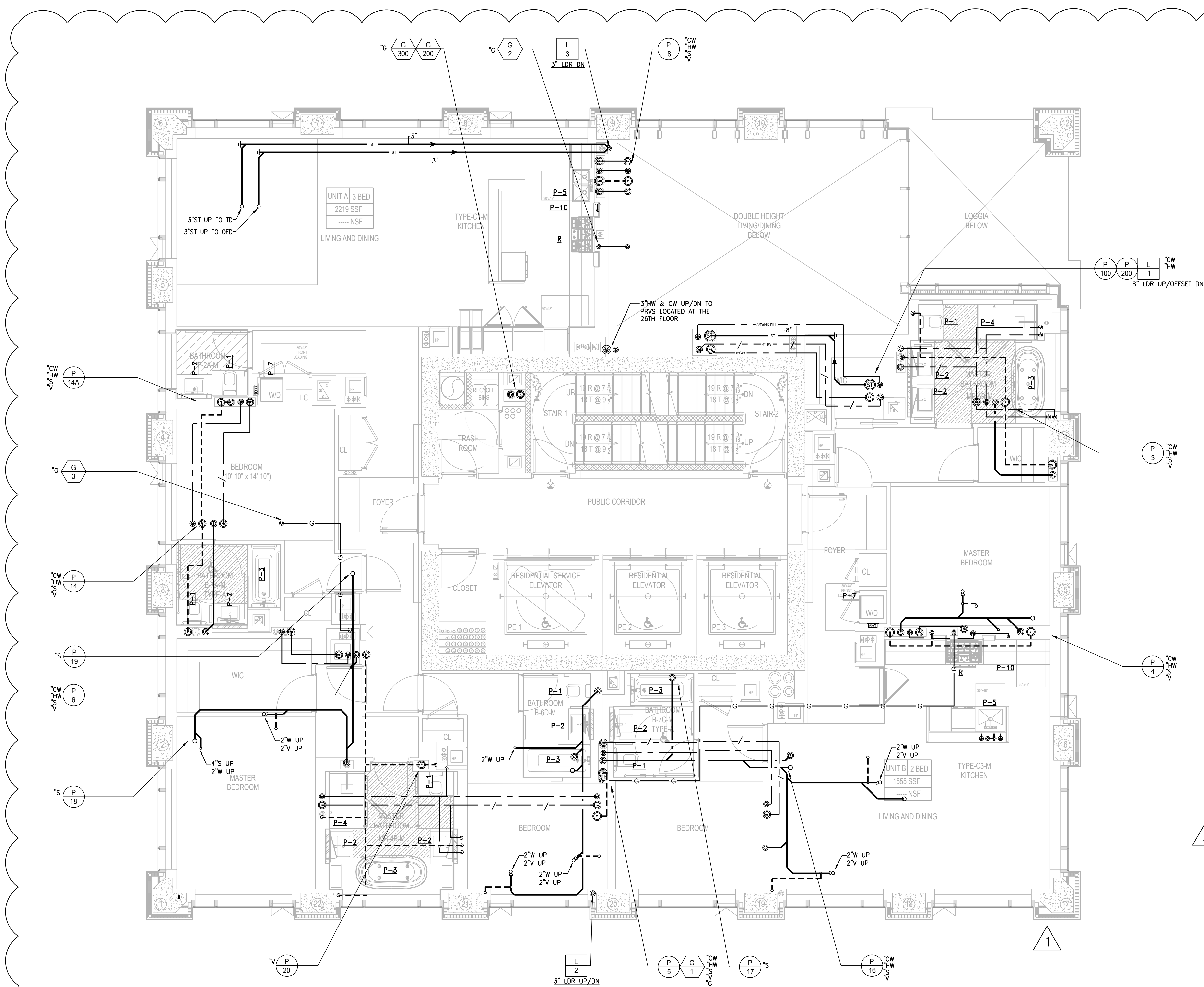
ACOUSTICAL CONSULTANT:
CERAMI & ASSOCIATES
404 FIFTH AVENUE
NEW YORK, NY, 10018
TEL: 212 616 4179

LIGHTING CONSULTANT:
ONE LUX STUDIO
158 WEST 29TH STREET, 10TH FLOOR
NEW YORK, NY, 10001
TEL: 212 201 5790

SPECIFICATIONS CONSULTANT:
ROBERT SCHWARTZ & ASSOCIATES
589 EIGHTH AVENUE, 17TH FLOOR
NEW YORK, NY, 10018
TEL: 212 691 3248

ENERGY MODELING CONSULTANT:
STEVEN WINTER ASSOCIATES, INC
307 SEVENTH AVENUE, SUITE 1701
NEW YORK, NY, 10001
TEL: 212 564 5800

INTERIOR DESIGN CONSULTANT:
BEERS INTERIORS
156 5TH AVENUE, PENTHOUSE 2
NEW YORK, NY, 10010
TEL: 212 352 2020



LEGEND:

- P-1 WATER CLOSET
- P-2 LAVATORY
- P-3 TUB AND SHOWER
- P-4 SHOWER
- P-5 SINK WITH DISHWASHER
- P-6 REFRIGERATOR WITH ICE MAKER
- P-7 WASHING MACHINE/DRYER
- P-10 POT FILLER

REFER TO PLUMBING FIXTURE PACKAGE FOR DETAILS.

GENERAL NOTE:

- REMOVAL AND RELOCATION OF CERTAIN WORK WILL BE NECESSARY TO PERFORM GENERAL WORK. ALL CONDITIONS CANNOT BE COMPLETELY DETAILED ON THE DRAWINGS. THE CONTRACTOR SHALL SURVEY THE SITE AND INCLUDE ALL CHANGES IN CREATING THE WORK PROPOSAL.
- PLBG CONTRACTOR SHALL COORDINATE WORK WITH ALL TRADES.
- FOR MORE DETAILS FOR PLBG PIPE SIZES REFER TO RISER DIAGRAMS.
- LOCATION OF RISER INSIDE SHAFTS TO BE COORDINATED WITH HVAC AND ELECTRIC CONTRACTOR.

ADDITIONAL SCOPE NOT INDICATED ON DRAWINGS

1. PROVIDE ACCESS DOORS FOR ALL VALVES LOCATED IN CEILINGS OR WALLS.
2. PROVIDE RELIEF VENTS FOR ALL SANITARY STACK OFFSETS IN ACCORDANCE WITH THE NEW YORK CITY BUILDING CODE.
3. PROVIDE RISER CONTROL VALVES FOR EACH HOT AND COLD WATER RISER. ALL RISER CONTROL VALVES TO BE PROVIDED WITH AN ACCESS DOOR TO BE COORDINATED WITH ARCHITECT.
4. EACH APARTMENT KITCHEN:
IN-SINK ERATOR: MODEL 555SS, 3/4"HP, 1/2" CW FEED TO REFRIGERATOR.

NOTE:

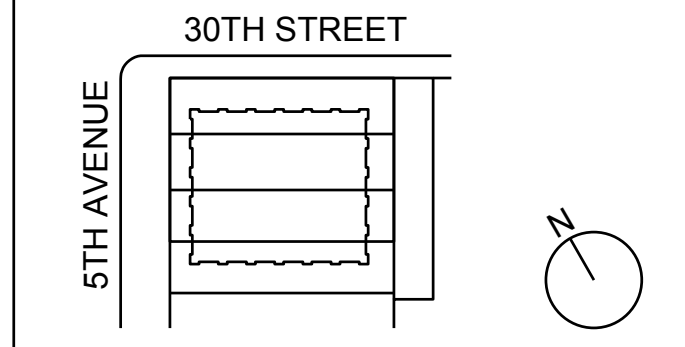
1. PROVIDE SLEEVES FOR ALL PLBG PIPING PENETRATING SHEAR WALLS.
2. ALL SAN & STORM WATER HORIZONTAL RUNS/OFFSETS TO BE INSULATED.

NOTE:

THE AREA BEHIND LAVATORIES IN BATHROOMS SHALL REMAIN CLEAR TO ACCOMMODATE RECESSED MEDICINE CABINETS INSTALLATION.

WASHING MACHINE BOX-2 X 4 WASHING MACHINE BOX OATEY MODEL #38203 WHITE PVC BOX, FACEPLATE AND BRACKETS. THE WASHING MACHINE BOX SHALL HAVE TWO LEAD FREE 1/4 TURN COPPER SWEAT VALVES WITH HAMMER ARRESTORS, INSTALLED MEETING ASME A112.18.1 AND ASSE 1010. IT SHOULD INCLUDE TWO SUPPORT BRACKETS FOR DIRECT STUD MOUNTING, ONE CONDENSATE LINE CONNECTOR, ONE RED VALVE CLIP, ONE BLUE VALVE CLIP, ONE DRAIN PLUG AND ONE FACEPLATE, OATEY MODEL # 38203.

DATE	DESCRIPTION
02/24/17	DOB PAA
12/12/16	CONST. DOC.
10/31/16	95% CD SET
08/01/16	85% CD
06/15/16	ISSUED FOR BID
01/18/16	FOUNDATION BID
12/18/15	SCHEMATIC DESIGN
04/15/15	DOB SUBMITTAL
ISSUE NO.	ISSUE DATE
	DESCRIPTION



KEY PLAN AND NORTH SIGN
IF THIS DRAWING IS NOT 42" X 30" IT IS A REDUCED PRINT.
REFER TO GRAPHIC SCALE

PROJECT NUMBER: 6982.00
SCALE 1/4" = 1'-0"



NEW YORK CITY BUILDING DEPARTMENT APPROVAL NOTE
THIS PLAN IS APPROVED ONLY FOR WORK INDICATED ON THE APPLICATION SPECIFICATION SHEET. ALL OTHER MATTERS SHOWN ARE NOT TO BE RELIED UPON, OR TO BE CONSIDERED AS EITHER BEING APPROVED OR IN ACCORDANCE WITH APPLICABLE CODES.

NEW YORK CITY ENERGY CONSERVATION CODE
TO THE BEST OF MY KNOWLEDGE, BELIEF AND PROFESSIONAL JUDGMENT, THESE PLANS AND SPECIFICATIONS ARE IN COMPLIANCE WITH THE NEW YORK CITY ENERGY CONSERVATION CODE.

43RD FLOOR
PLUMBING
PLAN

SHEET TITLE :
P-119.01

SHEET NUMBER : 22 OF 47

OWNER:
VICTOR NOMAD LLC

CONSTRUCTION MANAGER:
LEND LEASE
200 PARK AVENUE, 9TH FLOOR
NEW YORK, NY 10166
TEL: 212 592 6700

ARCHITECT:
RAFAEL VINDOLY ARCHITECTS PC
50 VANDAM STREET
NEW YORK, NY 10013
TEL: 212 924 5060 FAX: 212 924 5858

STRUCTURAL ENGINEER:
WSP PARSONS BRINCKERHOFF
ONE PENN PLAZA, 4TH FLOOR
NEW YORK, NY 10119
TEL: 212 687 9888

MED/FIT ENGINEER:
MGE ENGINEERING D.P.C.
116 WEST 32ND STREET, 12TH FLOOR
NEW YORK, NY 10001
TEL: 212 643 9055

GEOTECH CIVIL ENGINEER:
LANGAN ENGINEERING
300 KIMBALL DRIVE, 4TH FLOOR
PARSIPPANY, NJ, 07054
TEL: 973 560 4900

VERTICAL TRANSPORT CONSULTANT:
VAN DEUSEN & ASSOCIATES
120 SAGLE ROCK AVENUE, SUITE 310
EAST HANOVER, NJ, 07836
TEL: 973 994 9220

ENCLOSURE CONSULTANT:
VIDARIS, INC.
360 PARK AVENUE SOUTH, 15TH FLOOR
NEW YORK, NY 10010
TEL: 212 689 5389

FACADE MAINTENANCE CONSULTANT:
ENATEK ENGINEERING LLC
166 AMES STREET
HACKENSACK, NJ, 07601
TEL: 201 820 2801

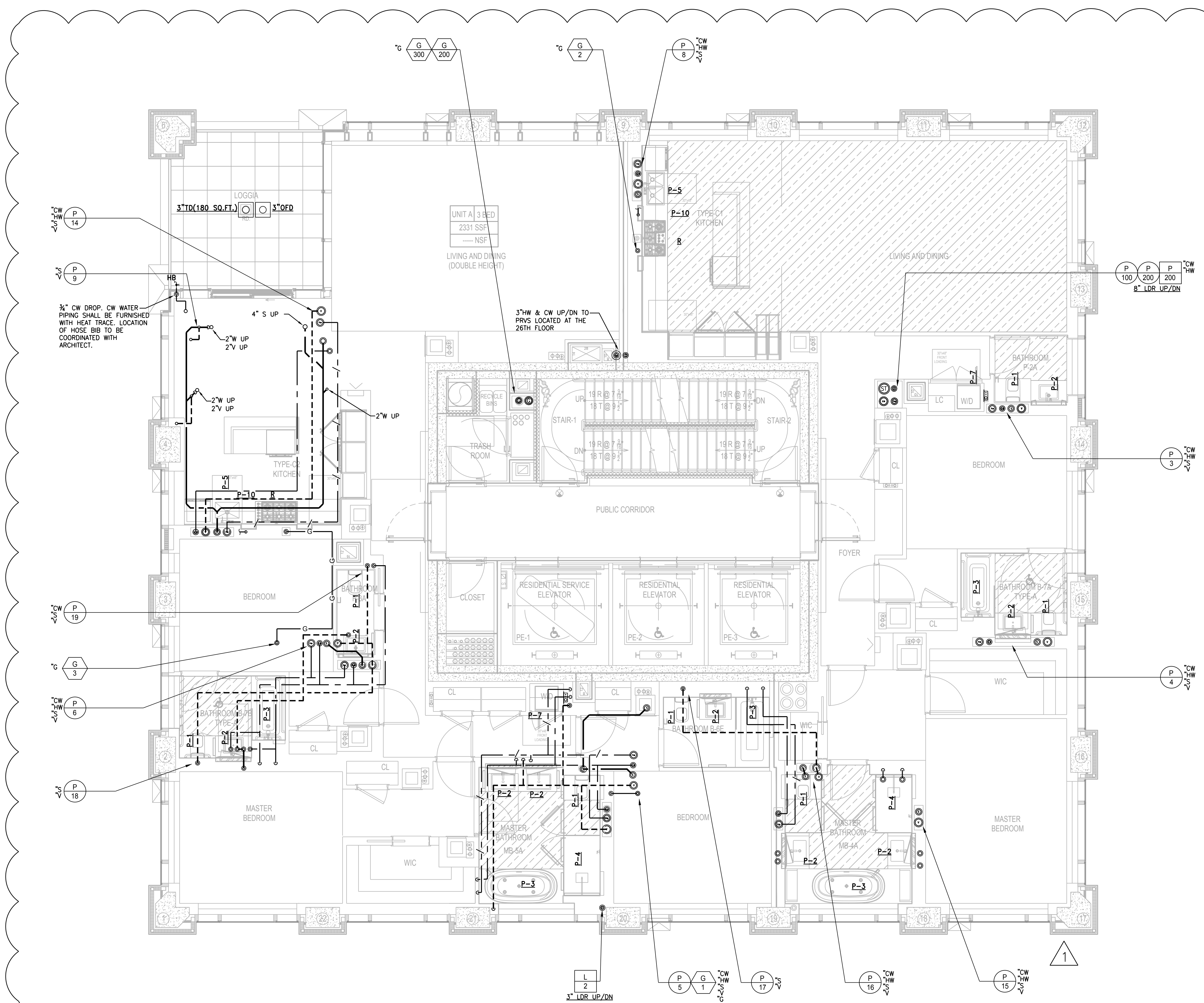
ACOUSTICAL CONSULTANT:
CERAMI & ASSOCIATES
404 FIFTH AVENUE
NEW YORK, NY 10018
TEL: 212 616 4179

LIGHTING CONSULTANT:
ONE LUX STUDIO
158 WEST 29TH STREET, 10TH FLOOR
NEW YORK, NY 10001
TEL: 212 201 5790

SPECIFICATIONS CONSULTANT:
ROBERT SCHWARTZ & ASSOCIATES
589 EIGHTH AVENUE, 17TH FLOOR
NEW YORK, NY 10018
TEL: 212 691 3248

ENERGY MODELING CONSULTANT:
STEVEN WINTER ASSOCIATES, INC.
307 SEVENTH AVENUE, SUITE 1701
NEW YORK, NY 10001
TEL: 212 564 5800

INTERIOR DESIGN CONSULTANT:
BEERS INTERIORS
156 5TH AVENUE, PENTHOUSE 2
NEW YORK, NY 10010
TEL: 212 352 2020



- LEGEND:**
- P-1 WATER CLOSET
 - P-2 LAVATORY
 - P-3 TUB AND SHOWER
 - P-4 SHOWER
 - P-5 SINK WITH DISHWASHER
 - P-6 REFRIGERATOR WITH ICE MAKER
 - P-7 WASHING MACHINE/DRYER
 - P-10 POT FILLER
- REFER TO PLUMBING FIXTURE PACKAGE FOR DETAILS.

GENERAL NOTE:

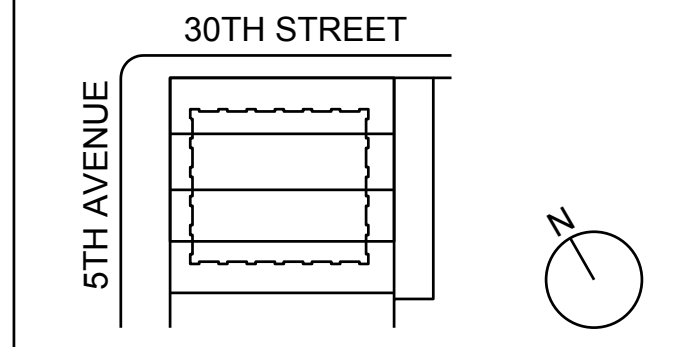
- REMOVAL AND RELOCATION OF CERTAIN WORK WILL BE NECESSARY TO PERFORM GENERAL WORK. ALL CONDITIONS CANNOT BE COMPLETELY DETAILED ON THE DRAWINGS. THE CONTRACTOR SHALL SURVEY THE SITE AND INCLUDE ALL CHANGES IN CREATING THE WORK PROPOSAL.
- PLBG CONTRACTOR SHALL COORDINATE WORK WITH ALL TRADES.
- FOR MORE DETAILS FOR PLBG PIPE SIZES REFER TO RISER DIAGRAMS.
- LOCATION OF RISER INSIDE SHAFTS TO BE COORDINATED WITH HVAC AND ELECTRIC CONTRACTOR.

- ADDITIONAL SCOPE NOT INDICATED ON DRAWINGS**
1. PROVIDE ACCESS DOORS FOR ALL VALVES LOCATED IN CEILINGS OR WALLS.
 2. PROVIDE RELIEF VENTS FOR ALL SANITARY STACK OFFSETS IN ACCORDANCE WITH THE NEW YORK CITY BUILDING CODE.
 3. PROVIDE RISER CONTROL VALVES FOR EACH HOT AND COLD WATER RISER. ALL RISER CONTROL VALVES TO BE PROVIDED WITH AN ACCESS DOOR TO BE COORDINATED WITH ARCHITECT.
 4. EACH APARTMENT KITCHEN:
IN-SINK ERATOR: MODEL 555SS, 3/4"HP, 1/2" CW FEED TO REFRIGERATOR.

- NOTE:**
1. PROVIDE SLEEVES FOR ALL PLBG PIPING PENETRATING SHEAR WALLS.
 2. ALL SAN & STORM WATER HORIZONTAL RUNS/OFFSETS TO BE INSULATED.
- NOTE:**
- THE AREA BEHIND LAVATORIES IN BATHROOMS SHALL REMAIN CLEAR TO ACCOMMODATE RECESSED MIRROR CABINET INSTALLATION.
- WASHING MACHINE BOX-2 X 4 WASHING MACHINE BOX DATEY MODEL # 38203 WHITE PVC BOX, FACEPLATE AND BRACKETS. THE WASHING MACHINE BOX SHALL HAVE TWO LEAD FREE 1/4 TURN, COPPER SWEAT VALVES WITH HAMMER ARRESTORS, INSTALLED MEETING ASME A112.18.1 AND ASSE 1010. IT SHOULD INCLUDE TWO SUPPORT BRACKETS FOR DIRECT STUD MOUNTING, ONE CONDENSATE LINE CONNECTOR, ONE RED VALVE CLIP, ONE BLUE VALVE CLIP, ONE DRAIN PLUG AND ONE FACEPLATE. DATEY MODEL # 38203.

STATE OF NEW YORK
PLUMBING PROFESSIONAL SEAL

DATE	DESCRIPTION
02/24/17	DOB PAA
12/12/16	CONST. DOC.
10/31/16	95% CD SET
08/01/16	85% CD
06/15/16	ISSUED FOR BID
01/18/16	FOUNDATION BID
12/18/15	SCHEMATIC DESIGN
04/15/15	DOB SUBMITTAL
ISSUE NO.	DATE
	DESCRIPTION



KEY PLAN AND NORTH SIGN
IF THIS DRAWING IS NOT 42" X 30" IT IS A REDUCED PRINT.
REFER TO GRAPHIC SCALE

PROJECT NUMBER: 6982.00
SCALE: 1/4" = 1'-0"



NEW YORK CITY BUILDING DEPARTMENT APPROVAL NOTE
THIS PLAN IS APPROVED ONLY FOR WORK INDICATED ON THE APPLICATION SPECIFICATION SHEET. ALL OTHER MATTERS SHOWN ARE NOT TO BE RELIED UPON, OR TO BE CONSIDERED AS EITHER BEING APPROVED OR IN ACCORDANCE WITH APPLICABLE CODES.

NEW YORK CITY ENERGY CONSERVATION CODE
TO THE BEST OF MY KNOWLEDGE, BELIEF AND PROFESSIONAL JUDGMENT, THESE PLANS AND SPECIFICATIONS ARE IN COMPLIANCE WITH THE NEW YORK CITY ENERGY CONSERVATION CODE.



44TH FLOOR
PLUMBING
PLAN

SHEET TITLE:
P-120.01

SHEET NUMBER: 23 OF 47

OWNER:
VICTOR NOMAD LLC

CONSTRUCTION MANAGER:
LEND LEASE
200 PARK AVENUE, 9TH FLOOR
NEW YORK, NY 10166
TEL: 212 592 6700

ARCHITECT:
RAFAEL VINDOY ARCHITECTS PC
50 VANDAM STREET
NEW YORK, NY 10013
TEL: 212 924 5060 FAX: 212 924 5858

STRUCTURAL ENGINEER:
WSP PARSONS BRINCKERHOFF
ONE PENN PLAZA, 4TH FLOOR
NEW YORK, NY 10119
TEL: 212 687 9888

MED/FIT ENGINEER:
MGE ENGINEERING D.P.C.
116 WEST 32ND STREET, 12TH FLOOR
NEW YORK, NY 10001
TEL: 212 643 9055

GEOTECH CIVIL ENGINEER:
LANGAN ENGINEERING
300 KIMBALL DRIVE, 4TH FLOOR
PARSIPPANY, NJ, 07054
TEL: 973 560 4900

VERTICAL TRANSPORT CONSULTANT:
VAN DEUSEN & ASSOCIATES
120 EAGLE ROCK AVENUE, SUITE 310
EAST HANOVER, NJ, 07836
TEL: 973 994 9220

ENCLOSURE CONSULTANT:
VIDARIS, INC.
360 PARK AVENUE SOUTH, 15TH FLOOR
NEW YORK, NY 10010
TEL: 212 689 5389

FACADE MAINTENANCE CONSULTANT:
ENTEK ENGINEERING LLC
166 AMES STREET
HACKENSACK, NJ, 07601
TEL: 201 820 2801

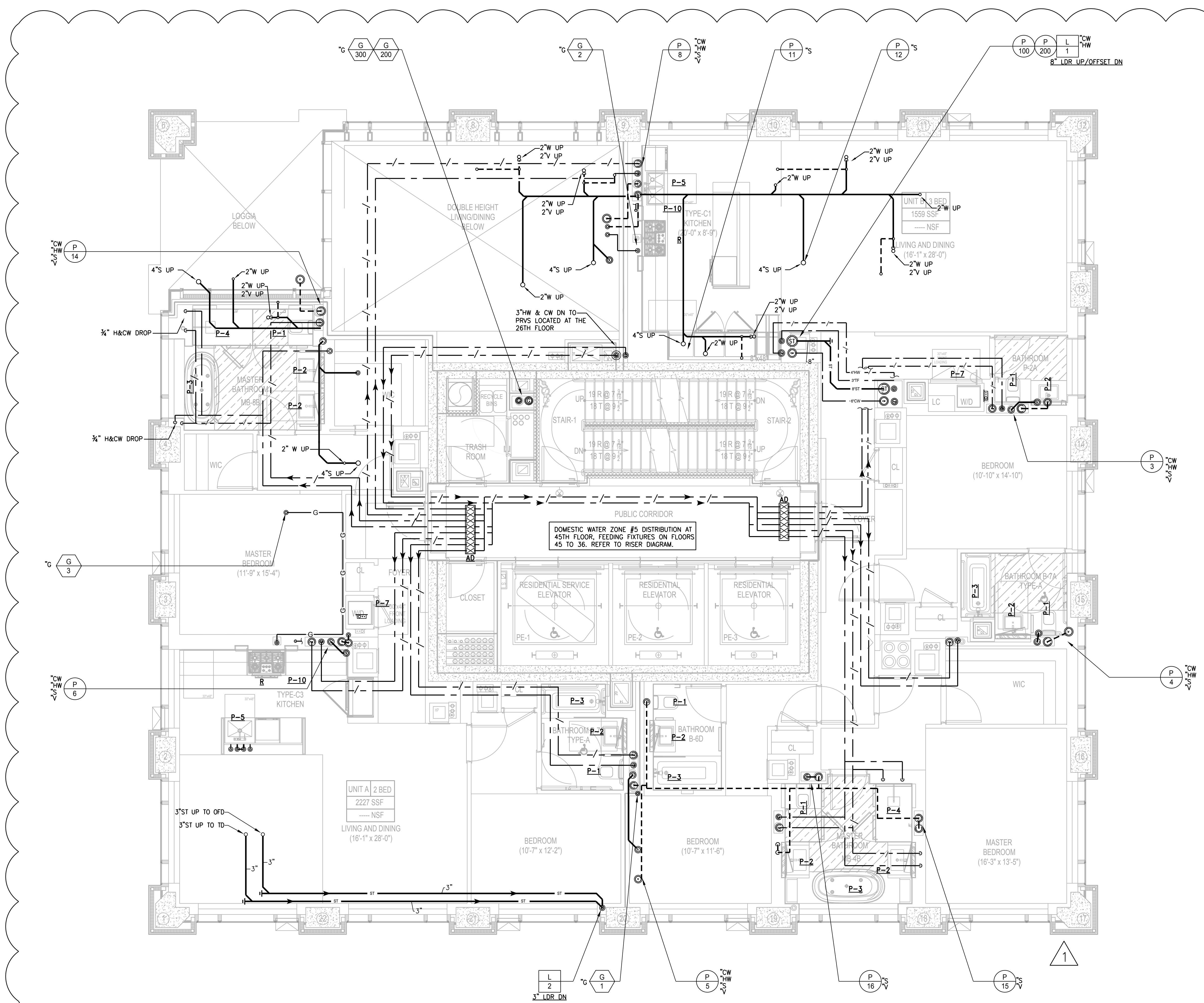
ACOUSTICAL CONSULTANT:
CERAMI & ASSOCIATES
404 FIFTH AVENUE
NEW YORK, NY 10018
TEL: 212 616 4179

LIGHTING CONSULTANT:
ONE LUX STUDIO
158 WEST 29TH STREET, 10TH FLOOR
NEW YORK, NY 10001
TEL: 212 201 5790

SPECIFICATIONS CONSULTANT:
ROBERT SCHWARTZ & ASSOCIATES
589 EIGHTH AVENUE, 17TH FLOOR
NEW YORK, NY 10018
TEL: 212 691 3248

ENERGY MODELING CONSULTANT:
STEVEN WINTER ASSOCIATES, INC
307 SEVENTH AVENUE, SUITE 1701
NEW YORK, NY 10001
TEL: 212 564 5800

INTERIOR DESIGN CONSULTANT:
BEERS INTERIORS
156 5TH AVENUE, PENTHOUSE 2
NEW YORK, NY 10010
TEL: 212 352 2020



LEGEND:

- P-1 WATER CLOSET
- P-2 LAVATORY
- P-3 TUB AND SHOWER
- P-4 SHOWER
- P-5 SINK WITH DISHWASHER
- P-6 REFRIGERATOR WITH ICE MAKER
- P-7 WASHING MACHINE/DRYER
- P-10 POT FILLER

REFER TO PLUMBING FIXTURE PACKAGE FOR DETAILS.

GENERAL NOTE:

- REMOVAL AND RELOCATION OF CERTAIN WORK WILL BE NECESSARY TO PERFORM GENERAL WORK. ALL CONDITIONS CANNOT BE COMPLETELY DETAILED ON THE DRAWINGS. THE CONTRACTOR SHALL SURVEY THE SITE AND INCLUDE ALL CHANGES IN CREATING THE WORK PROPOSAL.
- PLBG CONTRACTOR SHALL COORDINATE WORK WITH ALL TRADES.
- FOR MORE DETAILS FOR PLBG PIPE SIZES REFER TO RISER DIAGRAMS.
- LOCATION OF RISER INSIDE SHAFTS TO BE COORDINATED WITH HVAC AND ELECTRIC CONTRACTOR.

ADDITIONAL SCOPE NOT INDICATED ON DRAWINGS

1. PROVIDE ACCESS DOORS FOR ALL VALVES LOCATED IN CEILINGS OR WALLS.
2. PROVIDE RELIEF VENTS FOR ALL SANITARY STACK OFFSETS IN ACCORDANCE WITH THE NEW YORK CITY BUILDING CODE.
3. PROVIDE RISER CONTROL VALVES FOR EACH HOT AND COLD WATER RISER. ALL RISER CONTROL VALVES TO BE PROVIDED WITH AN ACCESS DOOR TO BE COORDINATED WITH ARCHITECT.
4. EACH APARTMENT KITCHEN:
IN-SINK ERATOR: MODEL 555SS, 3/4"HP, 1/2" CW FEED TO REFRIGERATOR.

NOTE:

1. PROVIDE SLEEVES FOR ALL PLBG PIPING PENETRATING SHEAR WALLS.
2. ALL SAN & STORM WATER HORIZONTAL RUNS/OFFSETS TO BE INSULATED.

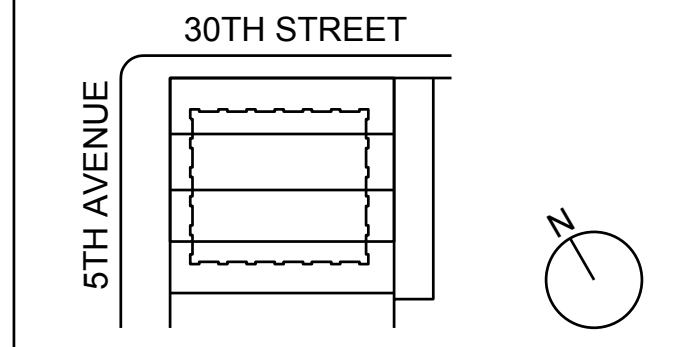
NOTE:

THE AREA BEHIND LAVATORIES IN BATHROOMS SHALL REMAIN CLEAR TO ACCOMMODATE RECESSED MEDICINE CABINETS INSTALLATION.

WASHING MACHINE BOX-2 X 4 WASHING MACHINE BOX DATEY MODEL # 38203 WHITE PVC BOX, FACEPLATE AND BRACKETS. THE WASHING MACHINE BOX SHALL HAVE TWO LEAD FREE 1/4 TURN, COPPER SWEAT VALVES WITH HAMMER ARRESTORS, INSTALLED MEETING ASME A112.18.1 AND ASSE 1010. IT SHOULD INCLUDE TWO SUPPORT BRACKETS FOR DIRECT STUD MOUNTING, ONE CONDENSATE LINE CONNECTOR, ONE RED VALVE CLIP, ONE BLUE VALVE CLIP, ONE DRAIN PLUG AND ONE FACEPLATE. DATEY MODEL # 38203.



DATE	DESCRIPTION
02/24/17	DOB PAA
12/12/16	CONST. DOC.
10/31/16	95% CD SET
08/01/16	85% CD
06/15/16	ISSUED FOR BID
01/18/16	FOUNDATION BID
12/18/15	SCHEMATIC DESIGN
04/15/15	DOB SUBMITTAL
ISSUE NO.	ISSUE DATE
	DESCRIPTION



KEY PLAN AND NORTH SIGN
IF THIS DRAWING IS NOT 42" X 30" IT IS A REDUCED PRINT.
REFER TO GRAPHIC SCALE

PROJECT NUMBER: 6982.00
SCALE: 1/4" = 1'-0"



NEW YORK CITY BUILDING DEPARTMENT APPROVAL NOTE
THIS PLAN IS APPROVED ONLY FOR WORK INDICATED ON THE APPLICATION SPECIFICATION SHEET. ALL OTHER MATTERS SHOWN ARE NOT TO BE RELIED UPON, OR TO BE CONSIDERED AS EITHER BEING APPROVED OR IN ACCORDANCE WITH APPLICABLE CODES.

NEW YORK CITY ENERGY CONSERVATION CODE
TO THE BEST OF MY KNOWLEDGE, BELIEF AND PROFESSIONAL JUDGMENT, THESE PLANS AND SPECIFICATIONS ARE IN COMPLIANCE WITH THE NEW YORK CITY ENERGY CONSERVATION CODE.



45TH FLOOR PLUMBING PLAN

SHEET TITLE: P-121.01
SHEET NUMBER: 24 OF 47

OWNER:
VICTOR NOMAD LLC

CONSTRUCTION MANAGER:
LEND LEASE
200 PARK AVENUE, 9TH FLOOR
NEW YORK, NY 10168
TEL: 212 592 6700

ARCHITECT:
RAFAEL VINDOY ARCHITECTS PC
50 VANDAM STREET
NEW YORK, NY 10013
TEL: 212 924 5060 FAX: 212 924 5858

STRUCTURAL ENGINEER:
WSP PARSONS BRINCKERHOFF
ONE PENN PLAZA, 4TH FLOOR
NEW YORK, NY 10119
TEL: 212 687 9888

MED/FIT ENGINEER:
MGE ENGINEERING D.P.C.
116 WEST 32ND STREET, 12TH FLOOR
NEW YORK, NY 10001
TEL: 212 643 9055

GEOTECH CIVIL ENGINEER:
LANGAN ENGINEERING
300 KIMBALL DRIVE, 4TH FLOOR
PARSIPPANY, NJ, 07054
TEL: 973 560 4900

VERTICAL TRANSPORT CONSULTANT:
VAN DEUSEN & ASSOCIATES
120 GALE ROCK AVENUE, SUITE 310
EAST HANOVER, NJ, 07836
TEL: 973 994 9220

ENCLOSURE CONSULTANT:
VIDARIS, INC.
360 PARK AVENUE SOUTH, 15TH FLOOR
NEW YORK, NY, 10010
TEL: 212 689 5389

FACADE MAINTENANCE CONSULTANT:
ENTEK ENGINEERING LLC
166 AMES STREET
HACKENSACK, NJ, 07601
TEL: 201 820 2801

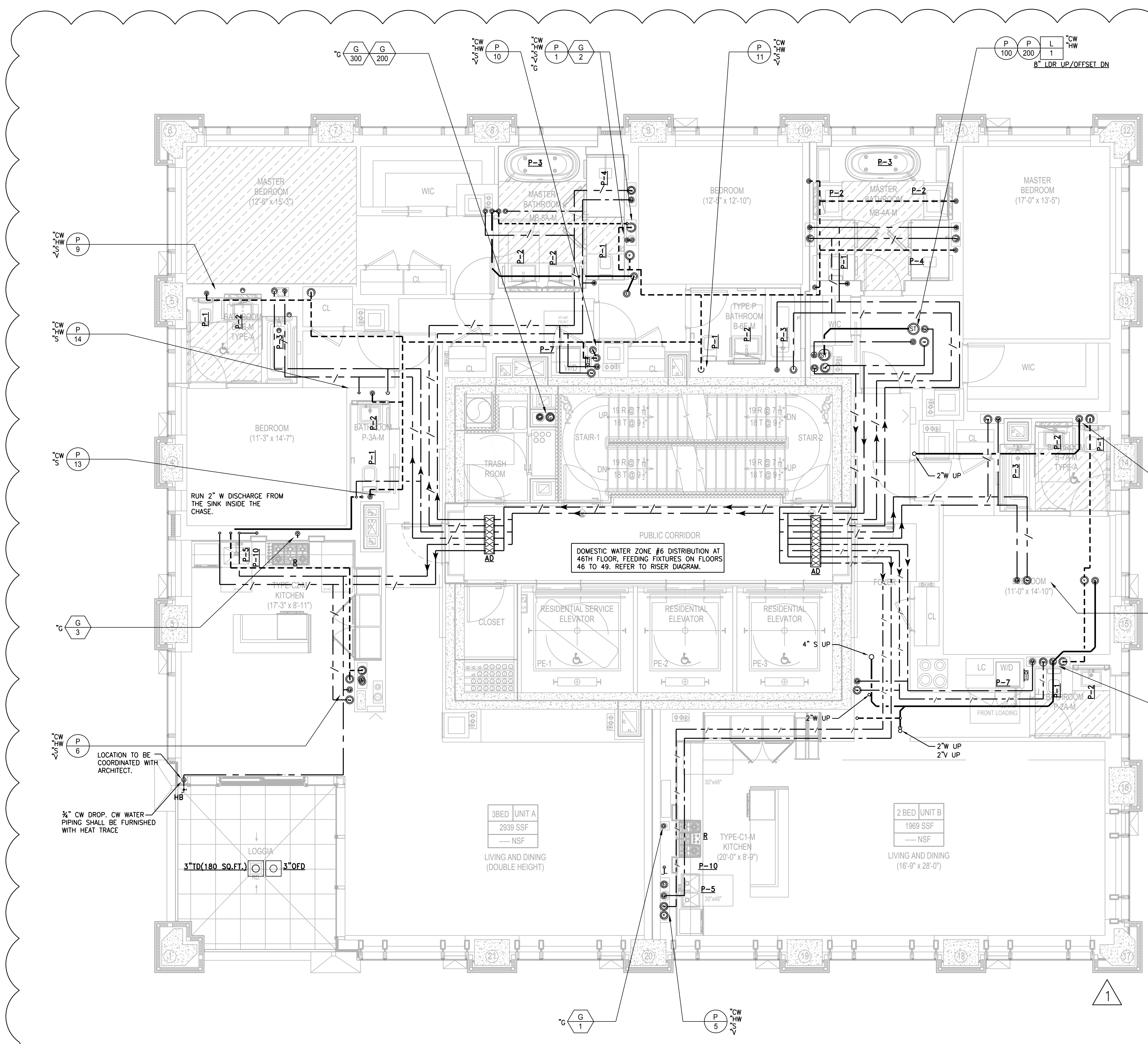
ACOUSTICAL CONSULTANT:
CERAMI & ASSOCIATES
404 FIFTH AVENUE
NEW YORK, NY, 10018
TEL: 212 616 4179

LIGHTING CONSULTANT:
ONE LUX STUDIO
158 WEST 29TH STREET, 10TH FLOOR
NEW YORK, NY, 10001
TEL: 212 201 5790

SPECIFICATIONS CONSULTANT:
ROBERT SCHWARTZ & ASSOCIATES
589 EIGHTH AVENUE, 17TH FLOOR
NEW YORK, NY, 10018
TEL: 212 691 3248

ENERGY MODELING CONSULTANT:
STEVEN WINTER ASSOCIATES, INC
307 SEVENTH AVENUE, SUITE 1701
NEW YORK, NY, 10001
TEL: 212 564 5800

INTERIOR DESIGN CONSULTANT:
BEERS INTERIORS
156 5TH AVENUE, PENTHOUSE 2
NEW YORK, NY, 10010
TEL: 212 352 2020



LEGEND:

- P-1 WATER CLOSET
- P-2 LAVATORY
- P-3 TUB AND SHOWER
- P-4 SHOWER
- P-5 SINK WITH DISHWASHER
- P-6 REFRIGERATOR WITH ICE MAKER
- P-7 WASHING MACHINE/DRYER
- P-10 POT FILLER

REFER TO PLUMBING FIXTURE PACKAGE FOR DETAILS.

GENERAL NOTE:

- REMOVAL AND RELOCATION OF CERTAIN WORK WILL BE NECESSARY TO PERFORM GENERAL WORK. ALL CONDITIONS CANNOT BE COMPLETELY DETAILED ON THE DRAWINGS. THE CONTRACTOR SHALL SURVEY THE SITE AND INCLUDE ALL CHANGES IN CREATING THE WORK PROPOSAL.
- PLBG CONTRACTOR SHALL COORDINATE WORK WITH ALL TRADES.
- FOR MORE DETAILS FOR PLBG PIPE SIZES REFER TO RISER DIAGRAMS.
- LOCATION OF RISER INSIDE SHAFTS TO BE COORDINATED WITH HVAC AND ELECTRIC CONTRACTOR.

ADDITIONAL SCOPE NOT INDICATED ON DRAWINGS

1. PROVIDE ACCESS DOORS FOR ALL VALVES LOCATED IN CEILINGS OR WALLS.
2. PROVIDE RELIEF VENTS FOR ALL SANITARY STACK OFFSETS IN ACCORDANCE WITH THE NEW YORK CITY BUILDING CODE.
3. PROVIDE RISER CONTROL VALVES FOR EACH HOT AND COLD WATER RISER. ALL RISER CONTROL VALVES TO BE PROVIDED WITH AN ACCESS DOOR TO BE COORDINATED WITH ARCHITECT.
4. EACH APARTMENT KITCHEN:
IN-SINK ERATOR: MODEL 555SS, 3/4"HP, 1/2" CW FEED TO REFRIGERATOR.

NOTE:

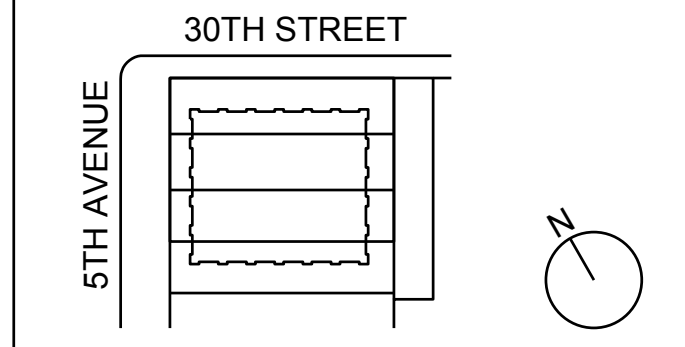
1. PROVIDE SLEEVES FOR ALL PLBG PIPING PENETRATING SHEAR WALLS.
2. ALL SAN & STORM WATER HORIZONTAL RUNS/OFFSETS TO BE INSULATED.

NOTE:

THE AREA BEHIND LAVATORIES IN BATHROOMS SHALL REMAIN CLEAR TO ACCOMMODATE RECESSED MEDICINE CABINET INSTALLATION.

WASHING MACHINE BOX-2 X 4 WASHING MACHINE BOX DATEY MODEL # 38203 WHITE PVC BOX, FACEPLATE AND BRACKETS. THE WASHING MACHINE BOX SHALL HAVE TWO LEAD FREE 1/4 TURN, COPPER SWEAT VALVES WITH HAMMER ARRESTORS, INSTALLED MEETING ASME A112.18.1 AND ASSE 1010. IT SHOULD INCLUDE TWO SUPPORT BRACKETS FOR DIRECT STUD MOUNTING, ONE CONDENSATE LINE CONNECTOR, ONE RED VALVE CLIP, ONE BLUE VALVE CLIP, ONE DRAIN PLUG AND ONE FACEPLATE. DATEY MODEL # 38203.

DATE	DESCRIPTION
02/24/17	DOB PAA
12/12/16	CONST. DOC.
10/31/16	95% CD SET
08/01/16	85% CD
06/15/16	ISSUED FOR BID
01/18/16	FOUNDATION BID
12/18/15	SCHEMATIC DESIGN
04/15/15	DOB SUBMITTAL
ISSUE NO.	DATE
ISSUE NO.	DATE



KEY PLAN AND NORTH SIGN
IF THIS DRAWING IS NOT 42" X 30" IT IS A REDUCED PRINT.
REFER TO GRAPHIC SCALE

PROJECT NUMBER: 6982.00
SCALE 1/4" = 1'-0"



NEW YORK CITY BUILDING DEPARTMENT APPROVAL NOTE
THIS PLAN IS APPROVED ONLY FOR WORK INDICATED ON THE APPLICATION SPECIFICATION SHEET. ALL OTHER MATTERS SHOWN ARE NOT TO BE RELIED UPON, OR TO BE CONSIDERED AS EITHER BEING APPROVED OR IN ACCORDANCE WITH APPLICABLE CODES.

NEW YORK CITY ENERGY CONSERVATION CODE
TO THE BEST OF MY KNOWLEDGE, BELIEF AND PROFESSIONAL JUDGMENT, THESE PLANS AND SPECIFICATIONS ARE IN COMPLIANCE WITH THE NEW YORK CITY ENERGY CONSERVATION CODE.

46TH FLOOR
PLUMBING
PLAN

SHEET TITLE:
P-122.01

SHEET NUMBER: 25 OF 47

281

Fifth Avenue
NEW YORK, NY

OWNER:
VICTOR NOMAD LLC

CONSTRUCTION MANAGER:
LEND LEASE
200 PARK AVENUE, 9TH FLOOR
NEW YORK, NY 10166
TEL: 212 592 6700

ARCHITECT:
RAFAEL VINDOLY ARCHITECTS PC
50 VANDAM STREET
NEW YORK, NY 10013
TEL: 212 924 5060 FAX: 212 924 5858

STRUCTURAL ENGINEER:
WSP PARSONS BRINCKERHOFF
ONE PENN PLAZA, 4TH FLOOR
NEW YORK, NY 10119
TEL: 212 687 9888

MED/FIT ENGINEER:
MGE ENGINEERING D.P.C.
116 WEST 32ND STREET, 12TH FLOOR
NEW YORK, NY 10001
TEL: 212 643 9055

GEOTECH CIVIL ENGINEER:
LANGAN ENGINEERING
300 KIMBALL DRIVE, 4TH FLOOR
PARSIPPANY, NJ, 07054
TEL: 973 560 4900

VERTICAL TRANSPORT CONSULTANT:
VAN DEUSEN & ASSOCIATES
120 EAGLE ROCK AVENUE, SUITE 310
EAST HANOVER, NJ, 07836
TEL: 973 994 9220

ENCLOSURE CONSULTANT:
VIDARIS, INC.
360 PARK AVENUE SOUTH, 15TH FLOOR
NEW YORK, NY, 10010
TEL: 212 689 5389

FAÇADE MAINTENANCE CONSULTANT:
ENTEK ENGINEERING LLC
166 AMES STREET
HACKENSACK, NJ, 07601
TEL: 201 820 2801

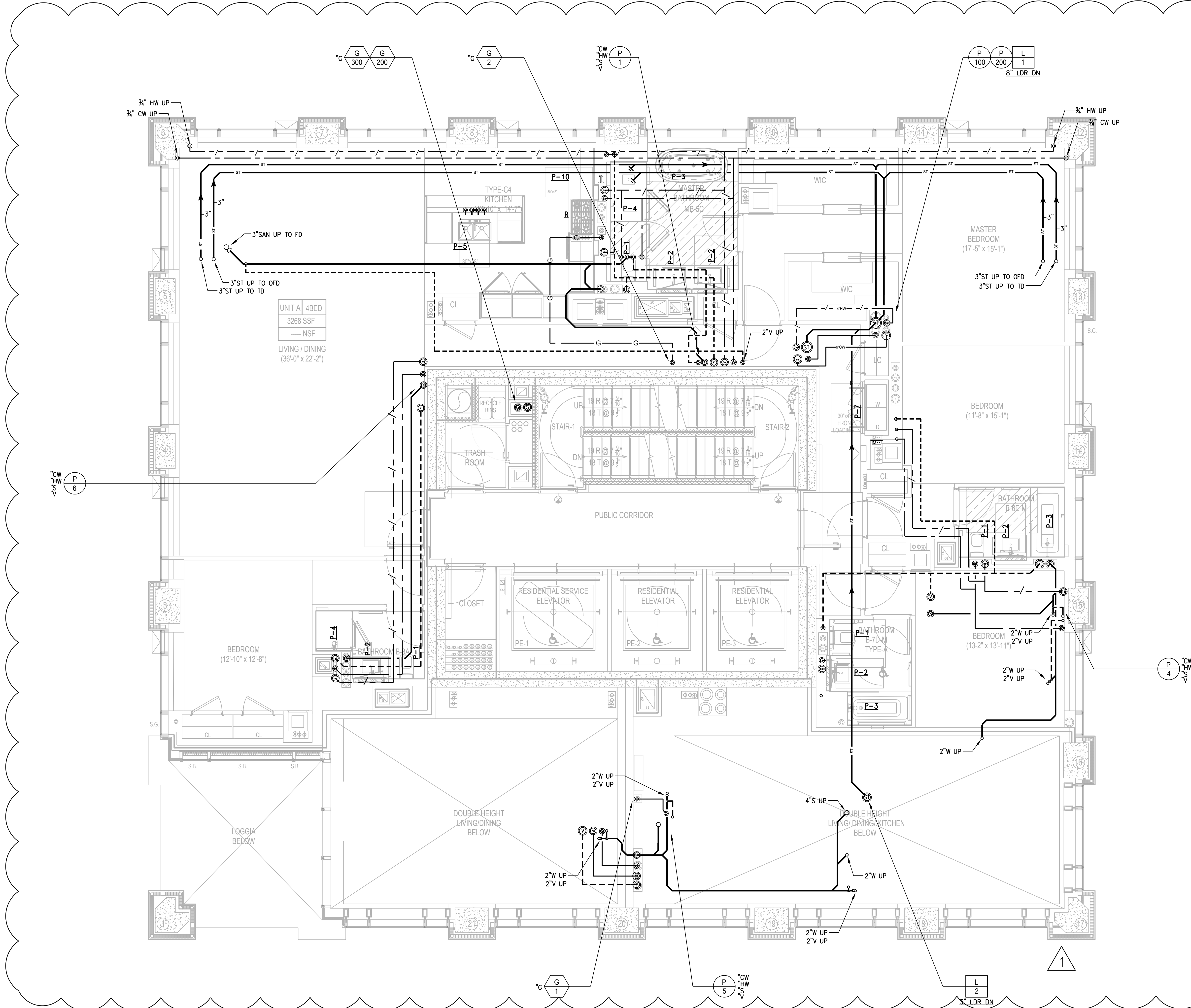
ACOUSTICAL CONSULTANT:
CERAMI & ASSOCIATES
404 FIFTH AVENUE
NEW YORK, NY, 10018
TEL: 212 616 4179

LIGHTING CONSULTANT:
ONE LUX STUDIO
158 WEST 29TH STREET, 10TH FLOOR
NEW YORK, NY, 10001
TEL: 212 201 5790

SPECIFICATIONS CONSULTANT:
ROBERT SCHWARTZ & ASSOCIATES
589 EIGHTH AVENUE, 17TH FLOOR
NEW YORK, NY, 10018
TEL: 212 691 3248

ENERGY MODELING CONSULTANT:
STEVEN WINTER ASSOCIATES, INC
307 SEVENTH AVENUE, SUITE 1701
NEW YORK, NY, 10001
TEL: 212 564 5800

INTERIOR DESIGN CONSULTANT:
BEERS INTERIORS
156 5TH AVENUE, PENTHOUSE 2
NEW YORK, NY, 10010
TEL: 212 352 2020



LEGEND:

- P-1 WATER CLOSET
- P-2 LAVATORY
- P-3 TUB AND SHOWER
- P-4 SHOWER
- P-5 SINK WITH DISHWASHER
- P-6 REFRIGERATOR WITH ICE MAKER
- P-7 WASHING MACHINE/DRYER
- P-10 POT FILLER

REFER TO PLUMBING FIXTURE PACKAGE FOR DETAILS.

GENERAL NOTE:

- REMOVAL AND RELOCATION OF CERTAIN WORK WILL BE NECESSARY TO PERFORM GENERAL WORK. ALL CONDITIONS CANNOT BE COMPLETELY DETAILED ON THE DRAWINGS. THE CONTRACTOR SHALL SURVEY THE SITE AND INCLUDE ALL CHANGES IN CREATING THE WORK PROPOSAL.
- PLBG CONTRACTOR SHALL COORDINATE WORK WITH ALL TRADES.
- FOR MORE DETAILS FOR PLBG PIPE SIZES REFER TO RISER DIAGRAMS.
- LOCATION OF RISER INSIDE SHAFTS TO BE COORDINATED WITH HVAC AND ELECTRIC CONTRACTOR.

ADDITIONAL SCOPE NOT INDICATED ON DRAWINGS

1. PROVIDE ACCESS DOORS FOR ALL VALVES LOCATED IN CEILINGS OR WALLS.
2. PROVIDE RELIEF VENTS FOR ALL SANITARY STACK OFFSETS IN ACCORDANCE WITH THE NEW YORK CITY BUILDING CODE.
3. PROVIDE RISER CONTROL VALVES FOR EACH HOT AND COLD WATER RISER. ALL RISER CONTROL VALVES TO BE PROVIDED WITH AN ACCESS DOOR TO BE COORDINATED WITH ARCHITECT.
4. EACH APARTMENT KITCHEN:
IN-SINK ERATOR: MODEL 5555S, 3/4"HP, 1/2" CW FEED TO REFRIGERATOR.

NOTE:

1. PROVIDE SLEEVES FOR ALL PLBG PIPING PENETRATING SHEAR WALLS.
2. ALL SAN & STORM WATER HORIZONTAL RUNS/OFFSETS TO BE INSULATED.

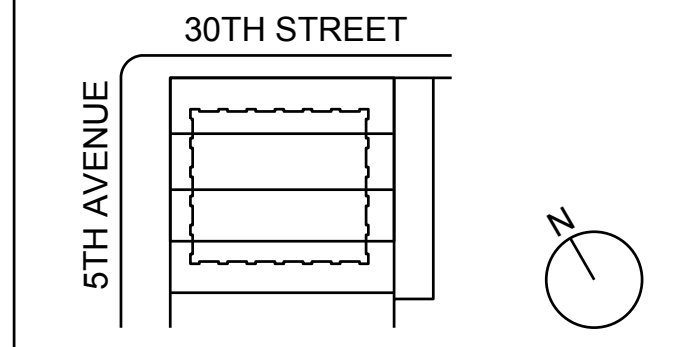
NOTE:

THE AREA BEHIND LAVATORIES IN BATHROOMS SHALL REMAIN CLEAR TO ACCOMMODATE RECESSED MEDICINE CABINETS INSTALLATION.

WASHING MACHINE BOX-2 X 4 WASHING MACHINE BOX OATEY MODEL #38203 WHITE PVC BOX, FACEPLATE AND BRACKETS, THE WASHING MACHINE BOX SHALL HAVE TWO LEAD FREE 1/4 TURN COPPER SWEAT VALVES WITH HAMMER ARRESTORS, INSTALLED MEETING ASME A112.18.1 AND ASSE 1010. IT SHOULD INCLUDE TWO SUPPORT BRACKETS FOR DIRECT STUD MOUNTING, ONE CONDENSATE LINE CONNECTOR, ONE RED VALVE CLIP, ONE BLUE VALVE CLIP, ONE DRAIN PLUG AND ONE FACEPLATE, OATEY MODEL # 38203.



SEALED	DATE	DESCRIPTION
✓	02/24/17	DOB PAA
✓	12/12/16	CONST. DOC.
✓	10/31/16	95% CD SET
✓	08/01/16	85% CD
✓	06/15/16	ISSUED FOR BID
✓	01/18/16	FOUNDATION BID
✓	12/18/15	SCHEMATIC DESIGN
✓	04/15/15	DOB SUBMITTAL
ISSUE NO.	DATE	DESCRIPTION



KEY PLAN AND NORTH SIGN
IF THIS DRAWING IS NOT 42" X 30" IT IS A REDUCED PRINT.
REFER TO GRAPHIC SCALE

PROJECT NUMBER: 6982.00
SCALE: 1/4" = 1'-0"

Dámián Titus
APPROVED
Under Directive 3 of 1975
NYC Development Hub
Date: 08/01/2017

NEW YORK CITY BUILDING DEPARTMENT APPROVAL NOTE
THIS PLAN IS APPROVED ONLY FOR WORK INDICATED ON THE APPLICATION SPECIFICATION SHEET. ALL OTHER MATTERS SHOWN ARE NOT TO BE RELIED UPON, OR TO BE CONSIDERED AS EITHER BEING APPROVED OR IN ACCORDANCE WITH APPLICABLE CODES.

NEW YORK CITY ENERGY CONSERVATION CODE
TO THE BEST OF MY KNOWLEDGE, BELIEF AND PROFESSIONAL JUDGMENT, THESE PLANS AND SPECIFICATIONS ARE IN COMPLIANCE WITH THE NEW YORK CITY ENERGY CONSERVATION CODE.



47TH FLOOR
PLUMBING
PLAN

SHEET TITLE:
P-123.01
SHEET NUMBER: 26 OF 47

OWNER:
VICTOR NOMAD LLC

CONSTRUCTION MANAGER:
LEND LEASE
200 PARK AVENUE, 9TH FLOOR
NEW YORK, NY 10166
TEL: 212 592 6700

ARCHITECT:
RAFAEL VINDOLY ARCHITECTS PC
50 VANDAM STREET
NEW YORK, NY 10013
TEL: 212 924 5060 FAX: 212 924 5858

STRUCTURAL ENGINEER:
WSP PARSONS BRINCKERHOFF
ONE PENN PLAZA, 4TH FLOOR
NEW YORK, NY 10119
TEL: 212 687 9888

MED/FIT ENGINEER:
MGE ENGINEERING D.P.C.
116 WEST 32ND STREET, 12TH FLOOR
NEW YORK, NY 10001
TEL: 212 643 9055

GEOTECH CIVIL ENGINEER:
LANGAN ENGINEERING
300 KIMBALL DRIVE, 4TH FLOOR
PARSIPPANY, NJ, 07054
TEL: 973 560 4900

VERTICAL TRANSPORT CONSULTANT:
VAN DEUSEN & ASSOCIATES
120 EAGLE ROCK AVENUE, SUITE 310
EAST HANOVER, NJ, 07836
TEL: 973 994 9220

ENCLOSURE CONSULTANT:
VIDARIS, INC.
360 PARK AVENUE SOUTH, 15TH FLOOR
NEW YORK, NY 10010
TEL: 212 689 5389

FAÇADE MAINTENANCE CONSULTANT:
ENTEK ENGINEERING LLC
166 AMES STREET
HACKENSACK, NJ, 07601
TEL: 201 820 2801


ACOUSTICAL CONSULTANT:
CERAMI & ASSOCIATES
404 FIFTH AVENUE
NEW YORK, NY 10018
TEL: 212 616 4179

LIGHTING CONSULTANT:
ONE LUX STUDIO
158 WEST 29TH STREET, 10TH FLOOR
NEW YORK, NY 10001
TEL: 212 201 5790

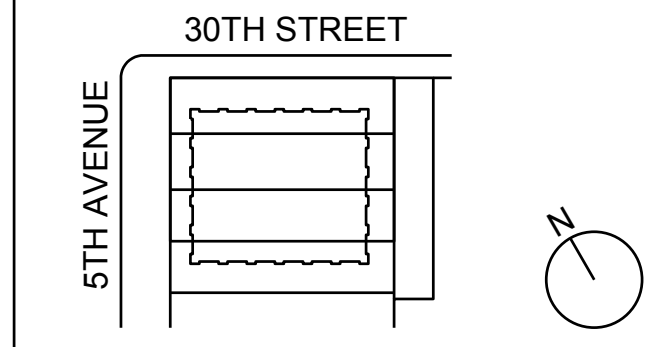
SPECIFICATIONS CONSULTANT:
ROBERT SCHWARTZ & ASSOCIATES
589 EIGHTH AVENUE, 17TH FLOOR
NEW YORK, NY 10018
TEL: 212 691 3248

ENERGY MODELING CONSULTANT:
STEVEN WINTER ASSOCIATES, INC
307 SEVENTH AVENUE, SUITE 1701
NEW YORK, NY 10001
TEL: 212 564 5800

INTERIOR DESIGN CONSULTANT:
BEERS INTERIORS
156 5TH AVENUE, PENTHOUSE 2
NEW YORK, NY 10010
TEL: 212 352 2020



ISSUE NO.	DATE	DESCRIPTION
SEAL	02/24/17	DOB PAA
▲	12/22/16	CONST. DOC. UPDATE
▲	12/12/16	CONST. DOC.
▲	10/31/16	95% CD SET
▲	08/01/16	85% CD
▲	06/15/16	ISSUED FOR BID
▲	01/18/16	FOUNDATION BID
▲	12/18/15	SCHEMATIC DESIGN
▲	04/15/15	DOB SUBMITTAL



KEY PLAN AND NORTH SIGN
IF THIS DRAWING IS NOT 42" X 30" IT IS
A REDUCED PRINT.
REFER TO GRAPHIC SCALE

PROJECT NUMBER: 6982.00
SCALE: 1/4" = 1'-0"

48TH FLOOR
PLUMBING
PLAN

SHEET TITLE:
P-124.01
SHEET NUMBER: 27 OF 47

LEGEND:

- P-1 WATER CLOSET
- P-2 LAVATORY
- P-3 TUB AND SHOWER
- P-4 SHOWER
- P-5 SINK WITH DISHWASHER
- P-6 REFRIGERATOR WITH ICE MAKER
- P-7 WASHING MACHINE/DRYER
- P-10 POT FILLER

REFER TO PLUMBING FIXTURE PACKAGE FOR DETAILS.

GENERAL NOTE:

- REMOVAL AND RELOCATION OF CERTAIN WORK WILL BE NECESSARY TO PERFORM GENERAL WORK. ALL CONDITIONS CANNOT BE COMPLETELY DETAILED ON THE DRAWINGS. THE CONTRACTOR SHALL SURVEY THE SITE AND INCLUDE ALL CHANGES IN CREATING THE WORK PROPOSAL.
- PLBG CONTRACTOR SHALL COORDINATE WORK WITH ALL TRADES.
- FOR MORE DETAILS FOR PLBG PIPE SIZES REFER TO RISER DIAGRAMS.
- LOCATION OF RISER INSIDE SHAFTS TO BE COORDINATED WITH HVAC AND ELECTRIC CONTRACTOR.

ADDITIONAL SCOPE NOT INDICATED ON DRAWINGS

1. PROVIDE ACCESS DOORS FOR ALL VALVES LOCATED IN CEILINGS OR WALLS.
2. PROVIDE RELIEF VENTS FOR ALL SANITARY STACK OFFSETS IN ACCORDANCE WITH THE NEW YORK CITY BUILDING CODE.
3. PROVIDE RISER CONTROL VALVES FOR EACH HOT AND COLD WATER RISER. ALL RISER CONTROL VALVES TO BE PROVIDED WITH AN ACCESS DOOR TO BE COORDINATED WITH ARCHITECT.
4. EACH APARTMENT KITCHEN:
IN-SINK ERATOR: MODEL 555SS, 3/4"HP, 1/2" CW FEED TO REFRIGERATOR.

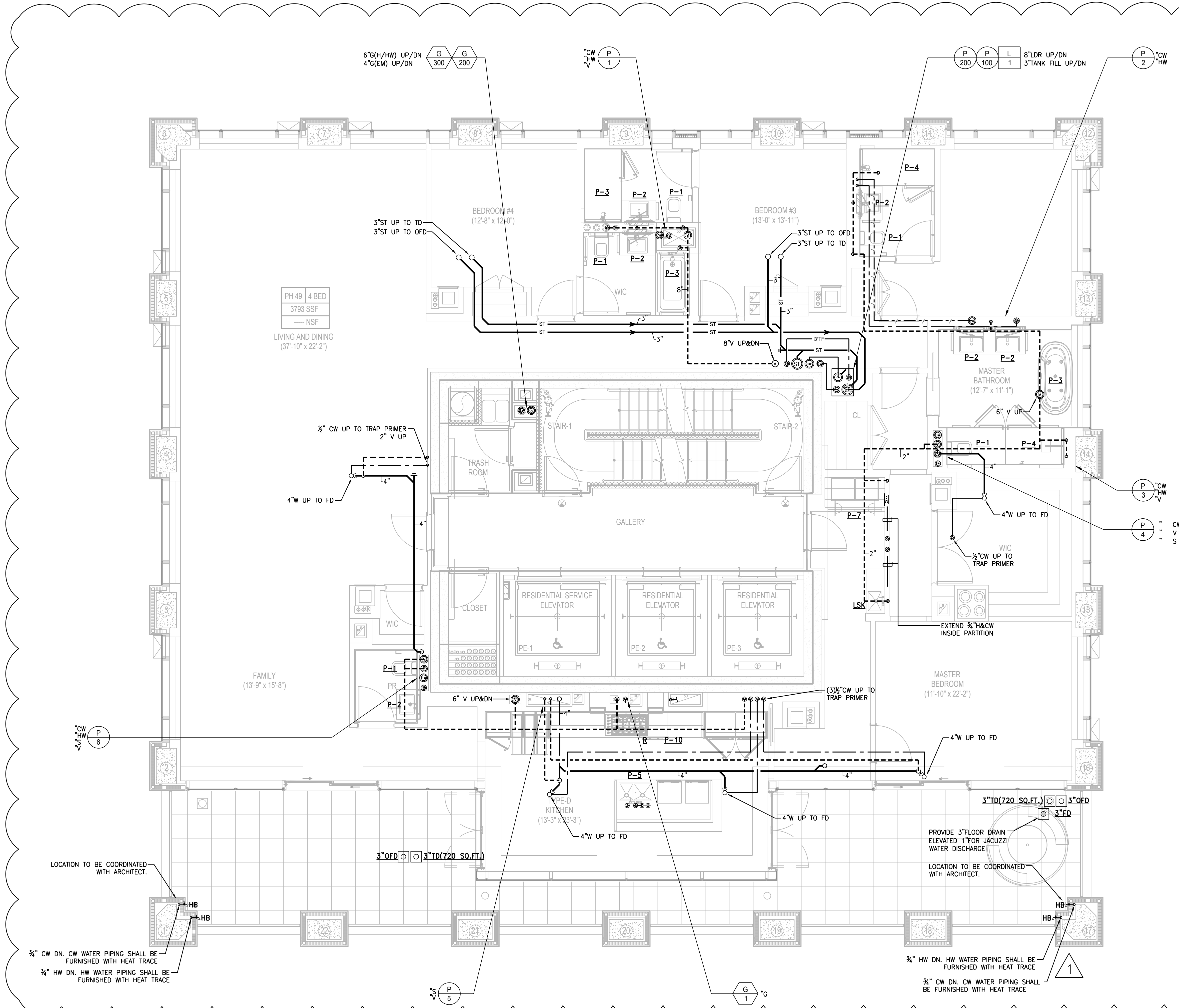
NOTE:

1. PROVIDE SLEEVES FOR ALL PLBG PIPING PENETRATING SHEAR WALLS.
2. ALL SAN & STORM WATER HORIZONTAL RUNS/OFFSETS TO BE INSULATED.

NOTE:

THE AREA BEHIND LAVATORIES IN BATHROOMS SHALL REMAIN CLEAR TO ACCOMMODATE RECESSED MEDICINE CABINETS INSTALLATION.

WASHING MACHINE BOX-2 X 4 WASHING MACHINE BOX OATEY MODEL #38203 WHITE PVC BOX, FACEPLATE AND BRACKETS, THE WASHING MACHINE BOX SHALL HAVE TWO LEAD FREE 1/4 TURN COPPER SWEAT VALVES WITH HAMMER ARRESTORS, INSTALLED MEETING ASME A112.18.1 AND ASSE 1010. IT SHOULD INCLUDE TWO SUPPORT BRACKETS FOR DIRECT STUD MOUNTING, ONE CONDENSATE LINE CONNECTOR, ONE RED VALVE CLIP, ONE BLUE VALVE CLIP, ONE DRAIN PLUG AND ONE FACEPLATE, OATEY MODEL # 38203.




3/4" CW DN. CW WATER PIPING SHALL BE FURNISHED WITH HEAT TRACE
3/4" HW DN. HW WATER PIPING SHALL BE FURNISHED WITH HEAT TRACE

3/4" HW DN. HW WATER PIPING SHALL BE FURNISHED WITH HEAT TRACE
3/4" CW DN. CW WATER PIPING SHALL BE FURNISHED WITH HEAT TRACE

NEW YORK CITY BUILDING DEPARTMENT APPROVAL NOTE
THIS PLAN IS APPROVED ONLY FOR WORK INDICATED ON THE APPLICATION SPECIFICATION SHEET. ALL OTHER MATTERS SHOWN ARE NOT TO BE RELIED UPON, OR TO BE CONSIDERED AS EITHER BEING APPROVED OR IN ACCORDANCE WITH APPLICABLE CODES.

NEW YORK CITY ENERGY CONSERVATION CODE
TO THE BEST OF MY KNOWLEDGE, BELIEF AND PROFESSIONAL JUDGMENT, THESE PLANS AND SPECIFICATIONS ARE IN COMPLIANCE WITH THE NEW YORK CITY ENERGY CONSERVATION CODE.



2003 RAFAEL VINDOY ARCHITECTS

1 2 3 4 5 6

281 Fifth Avenue NEW YORK, NY

OWNER:
VICTOR NOMAD LLC

CONSTRUCTION MANAGER:
LEND LEASE
200 PARK AVENUE, 9TH FLOOR
NEW YORK, NY 10166
TEL: 212 592 6700

ARCHITECT:
RAFAEL VINDOY ARCHITECTS PC
50 VANDAM STREET
NEW YORK, NY 10013
TEL: 212 924 5060 FAX: 212 924 5858

STRUCTURAL ENGINEER:
WSP PARSONS BRINCKERHOFF
ONE PENN PLAZA, 4TH FLOOR
NEW YORK, NY 10119
TEL: 212 687 9888

MEDICAL ENGINEER:
MGE ENGINEERING D.P.C.
116 WEST 32ND STREET, 12TH FLOOR
NEW YORK, NY 10001
TEL: 212 643 9055

GEOTECH CIVIL ENGINEER:
LANGAN ENGINEERING
300 KIMBALL DRIVE, 4TH FLOOR
PARSIPPANY, NJ, 07054
TEL: 973 560 4900

VERTICAL TRANSPORT CONSULTANT:
VAN DEUSEN & ASSOCIATES
120 EAGLE ROCK AVENUE, SUITE 310
EAST HANOVER, NJ, 07836
TEL: 973 994 9220

ENCLOSURE CONSULTANT:
VIDARIS, INC.
360 PARK AVENUE SOUTH, 15TH FLOOR
NEW YORK, NY, 10010
TEL: 212 689 5389

FACADE MAINTENANCE CONSULTANT:
ENTEK ENGINEERING LLC
166 AMES STREET
HACKENSACK, NJ, 07601
TEL: 201 820 2801

ACOUSTICAL CONSULTANT:
CERAMI & ASSOCIATES
404 FIFTH AVENUE
NEW YORK, NY, 10018
TEL: 212 616 4179

LIGHTING CONSULTANT:
ONE LUX STUDIO
158 WEST 29TH STREET, 10TH FLOOR
NEW YORK, NY, 10001
TEL: 212 201 5790

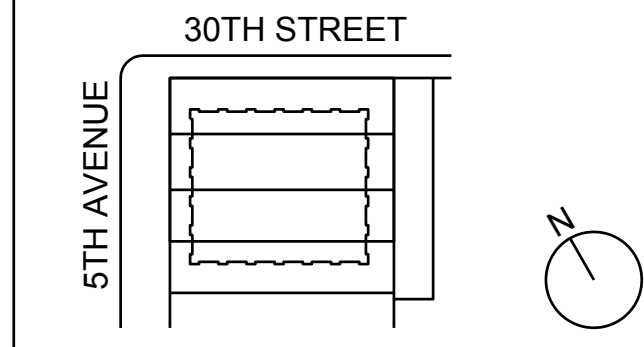
SPECIFICATIONS CONSULTANT:
ROBERT SCHWARTZ & ASSOCIATES
589 EIGHTH AVENUE, 17TH FLOOR
NEW YORK, NY, 10018
TEL: 212 691 3248

ENERGY MODELING CONSULTANT:
STEVEN WINTER ASSOCIATES, INC.
307 SEVENTH AVENUE, SUITE 1701
NEW YORK, NY, 10001
TEL: 212 564 5800

INTERIOR DESIGN CONSULTANT:
BEERS INTERIORS
156 5TH AVENUE, PENTHOUSE 2
NEW YORK, NY, 10010
TEL: 212 352 2020

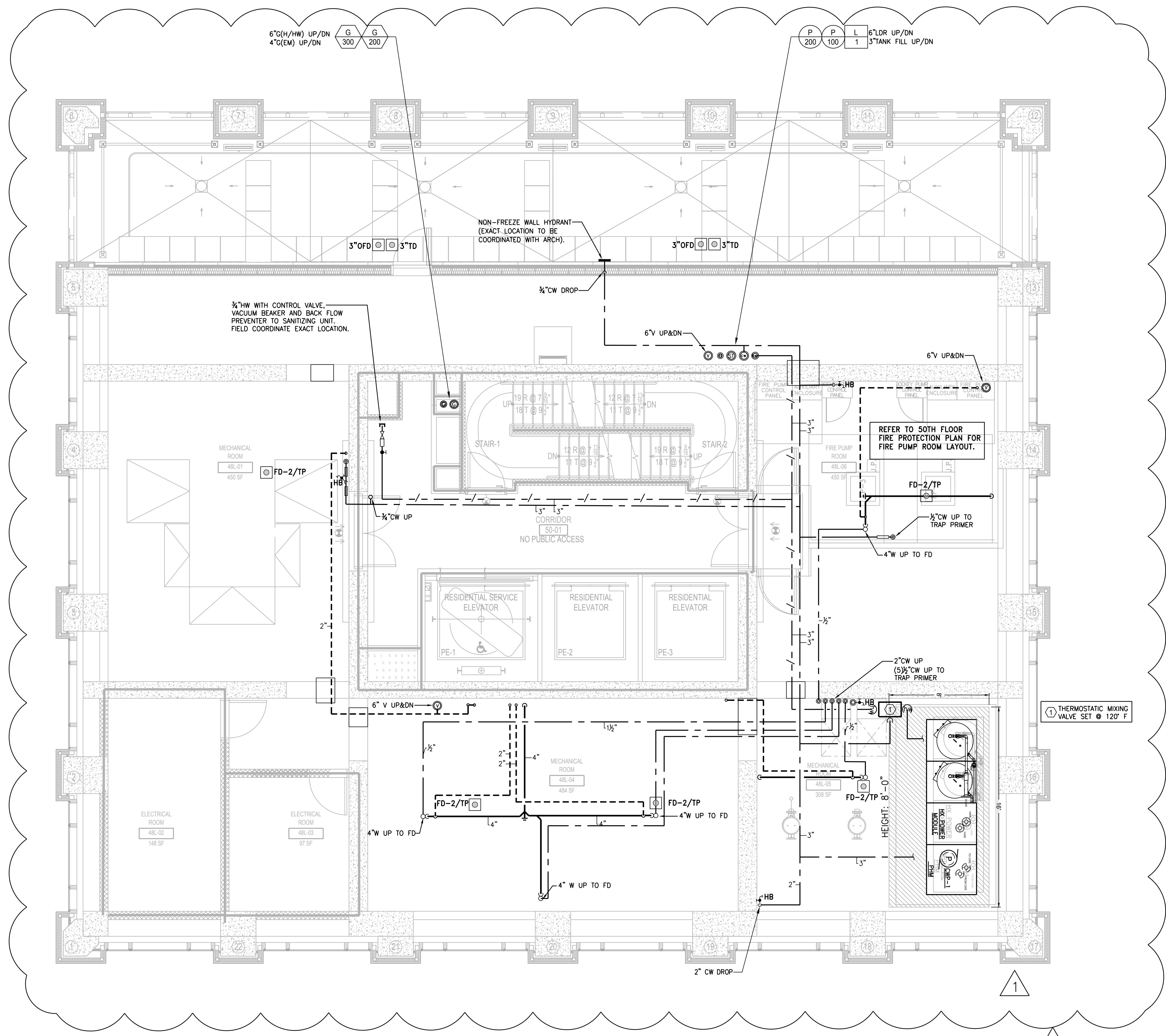
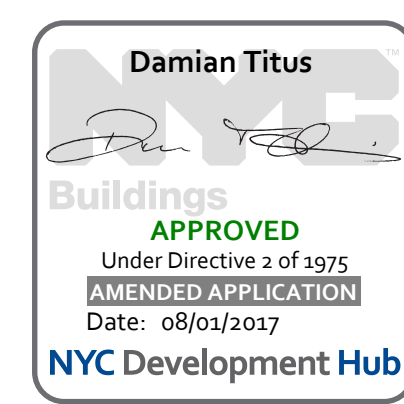


ISSUE NO.	DATE	DESCRIPTION
1	02/24/17	DOB PAA
2	12/12/16	CONST. DOC.
3	10/31/16	95% CD SET
4	08/01/16	85% CD
5	06/15/16	ISSUED FOR BID
6	04/08/16	PROGRESS DD
7	04/08/16	DOB SUBMITTAL
8	01/18/16	FOUNDATION BID
9	12/18/15	SCHEMATIC DESIGN
10	04/15/15	DOB SUBMITTAL



KEY PLAN AND NORTH SIGN
IF THIS DRAWING IS NOT 42" X 30" IT IS
A REDUCED PRINT.
REFER TO GRAPHIC SCALE

PROJECT NUMBER: 6982.00
SCALE 1/4" = 1'-0"



NEW YORK CITY BUILDING DEPARTMENT APPROVAL NOTE
THIS PLAN IS APPROVED ONLY FOR WORK INDICATED ON THE APPLICATION SPECIFICATION SHEET. ALL OTHER MATTERS SHOWN ARE NOT TO BE RELIED UPON, OR TO BE CONSIDERED AS EITHER BEING APPROVED OR IN ACCORDANCE WITH APPLICABLE CODES.

NEW YORK CITY ENERGY CONSERVATION CODE
TO THE BEST OF MY KNOWLEDGE, BELIEF AND PROFESSIONAL JUDGMENT, THESE PLANS AND SPECIFICATIONS ARE IN COMPLIANCE WITH THE NEW YORK CITY ENERGY CONSERVATION CODE.

49TH FLOOR
PLUMBING
PLAN

SHEET TITLE :
P-125.01
SHEET NUMBER : 28 OF 47

2003 RAFAEL VINOLY ARCHITECTS

1 2 3 4 5 6

281 Fifth Avenue NEW YORK, NY

OWNER:
VICTOR NOMAD LLC

CONSTRUCTION MANAGER:
LEND LEASE
200 PARK AVENUE, 9TH FLOOR
NEW YORK, NY 10166
TEL: 212 592 6700

ARCHITECT:
RAFAEL VINOLY ARCHITECTS PC
50 VANDAM STREET
NEW YORK, NY 10013
TEL: 212 924 5060 FAX: 212 924 5858

STRUCTURAL ENGINEER:
WSP PARSONS BRINCKERHOFF
ONE PENN PLAZA, 4TH FLOOR
NEW YORK, NY 10119
TEL: 212 687 9888

MEDICAL ENGINEER:
MGE ENGINEERING D.P.C.
116 WEST 32ND STREET, 12TH FLOOR
NEW YORK, NY 10001
TEL: 212 643 9055

GEOTECH CIVIL ENGINEER:
LANGAN ENGINEERING
300 KIMBALL DRIVE, 4TH FLOOR
PARSIPPANY, NJ, 07054
TEL: 973 560 4900

VERTICAL TRANSPORT CONSULTANT:
VAN DEUSEN & ASSOCIATES
120 EAGLE ROCK AVENUE, SUITE 310
EAST HANOVER, NJ, 07836
TEL: 973 994 9220

ENCLOSURE CONSULTANT:
VIDARIS, INC.
360 PARK AVENUE SOUTH, 15TH FLOOR
NEW YORK, NY, 10010
TEL: 212 689 5389

FACADE MAINTENANCE CONSULTANT:
ENTEK ENGINEERING LLC
166 AMES STREET
HACKENSACK, NJ, 07601
TEL: 201 820 2801

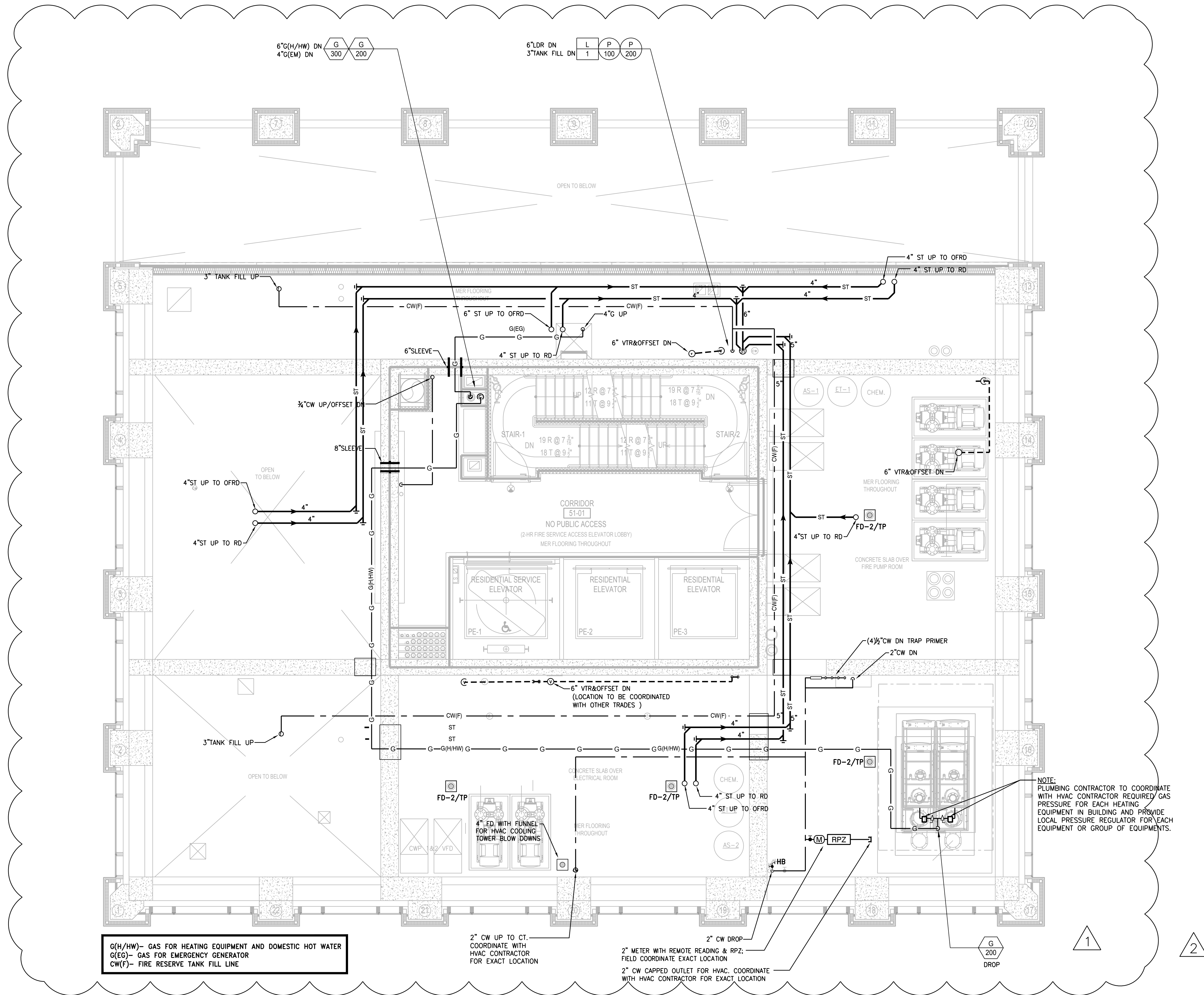
ACOUSTICAL CONSULTANT:
CERAMI & ASSOCIATES
404 FIFTH AVENUE
NEW YORK, NY, 10018
TEL: 212 616 4179

LIGHTING CONSULTANT:
ONE LUX STUDIO
158 WEST 29TH STREET, 10TH FLOOR
NEW YORK, NY, 10001
TEL: 212 201 5790

SPECIFICATIONS CONSULTANT:
ROBERT SCHWARTZ & ASSOCIATES
589 EIGHTH AVENUE, 17TH FLOOR
NEW YORK, NY, 10018
TEL: 212 691 3248

ENERGY MODELING CONSULTANT:
STEVEN WINTER ASSOCIATES, INC
307 SEVENTH AVENUE, SUITE 1701
NEW YORK, NY, 10001
TEL: 212 564 5800

INTERIOR DESIGN CONSULTANT:
BEERS INTERIORS
156 5TH AVENUE, PENTHOUSE 2
NEW YORK, NY, 10010
TEL: 212 352 2020

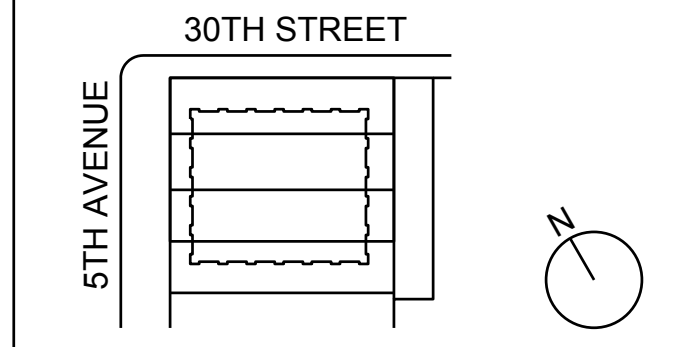


G(H/HW) - GAS FOR HEATING EQUIPMENT AND DOMESTIC HOT WATER
G(EG) - GAS FOR EMERGENCY GENERATOR
CW(F) - FIRE RESERVE TANK FILL LINE

2" CW UP TO CT. COORDINATE WITH HVAC CONTRACTOR FOR EXACT LOCATION
2" METER WITH REMOTE READING & RPZ. FIELD COORDINATE EXACT LOCATION
2" CW CAPPED OUTLET FOR HVAC. COORDINATE WITH HVAC CONTRACTOR FOR EXACT LOCATION

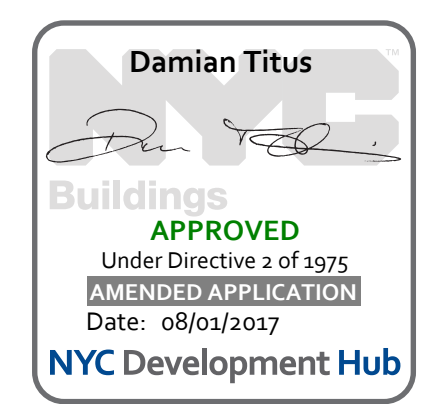
NOTE:
PLUMBING CONTRACTOR TO COORDINATE WITH HVAC CONTRACTOR REQUIRED GAS PRESSURE FOR EACH HEATING EQUIPMENT IN BUILDING AND PROVIDE LOCAL PRESSURE REGULATOR FOR EACH EQUIPMENT OR GROUP OF EQUIPMENTS.

SEAL	DATE	DESCRIPTION
^	02/24/17	DOB PAA
▲	02/17/17	BULLETIN #3
▲	12/12/16	CONST. DOC.
▲	10/31/16	95% CD SET
▲	08/01/16	85% CD
▲	06/15/16	ISSUED FOR BID
▲	04/08/16	PROGRESS DD
▲	04/08/16	DOB SUBMITTAL
▲	01/18/16	FOUNDATION BID
▲	12/18/15	SCHEMATIC DESIGN
▲	04/15/15	DOB SUBMITTAL
ISSUE NO.	ISSUE DATE	DESCRIPTION



KEY PLAN AND NORTH SIGN
IF THIS DRAWING IS NOT 42" X 30" IT IS A REDUCED PRINT.
REFER TO GRAPHIC SCALE

PROJECT NUMBER: 6982.00
SCALE 1/4" = 1'-0"



NEW YORK CITY BUILDING DEPARTMENT APPROVAL NOTE
THIS PLAN IS APPROVED ONLY FOR WORK INDICATED ON THE APPLICATION SPECIFICATION SHEET. ALL OTHER MATTERS SHOWN ARE NOT TO BE RELIED UPON, OR TO BE CONSIDERED AS EITHER BEING APPROVED OR IN ACCORDANCE WITH APPLICABLE CODES.

NEW YORK CITY ENERGY CONSERVATION CODE
TO THE BEST OF MY KNOWLEDGE, BELIEF AND PROFESSIONAL JUDGMENT, THESE PLANS AND SPECIFICATIONS ARE IN COMPLIANCE WITH THE NEW YORK CITY ENERGY CONSERVATION CODE.

50TH FLOOR
PLUMBING
PLAN

SHEET TITLE :
P-126.01

SHEET NUMBER : 29 OF 47

2003 RAFAEL VINOLY ARCHITECTS

281

Fifth Avenue
NEW YORK, NY

OWNER:
VICTOR NOMAD LLC

CONSTRUCTION MANAGER:
LEND LEASE
200 PARK AVENUE, 9TH FLOOR
NEW YORK, NY 10016
TEL: 212 592 6700

ARCHITECT:
RAFAEL VINOLY ARCHITECTS PC
50 VANDAM STREET
NEW YORK, NY 10013
TEL: 212 924 5060 FAX: 212 924 5858

STRUCTURAL ENGINEER:
WSP PARSONS BRINCKERHOFF
ONE PENN PLAZA, 4TH FLOOR
NEW YORK, NY 10119
TEL: 212 687 9888

MEP/FIT ENGINEER:
MGE ENGINEERING D.P.C.
116 WEST 32ND STREET, 12TH FLOOR
NEW YORK, NY 10001
TEL: 212 643 9055

GEOTECH CIVIL ENGINEER:
LANGAN ENGINEERING
300 KIMBALL DRIVE, 4TH FLOOR
PARSIPPANY, NJ 07054
TEL: 973 560 4900

VERTICAL TRANSPORT CONSULTANT:
VAN DEUSEN & ASSOCIATES
120 EAGLE ROCK AVENUE, SUITE 310
EAST HANOVER, NJ, 07936
TEL: 973 994 9220

ENCLOSURE CONSULTANT:
VIDARIS, INC.
360 PARK AVENUE SOUTH, 15TH FLOOR
NEW YORK, NY 10010
TEL: 212 689 5389

FACADE MAINTENANCE CONSULTANT:
ENTEK ENGINEERING LLC
166 AMES STREET
HACKENSACK, NJ 07601
TEL: 201 820 2801

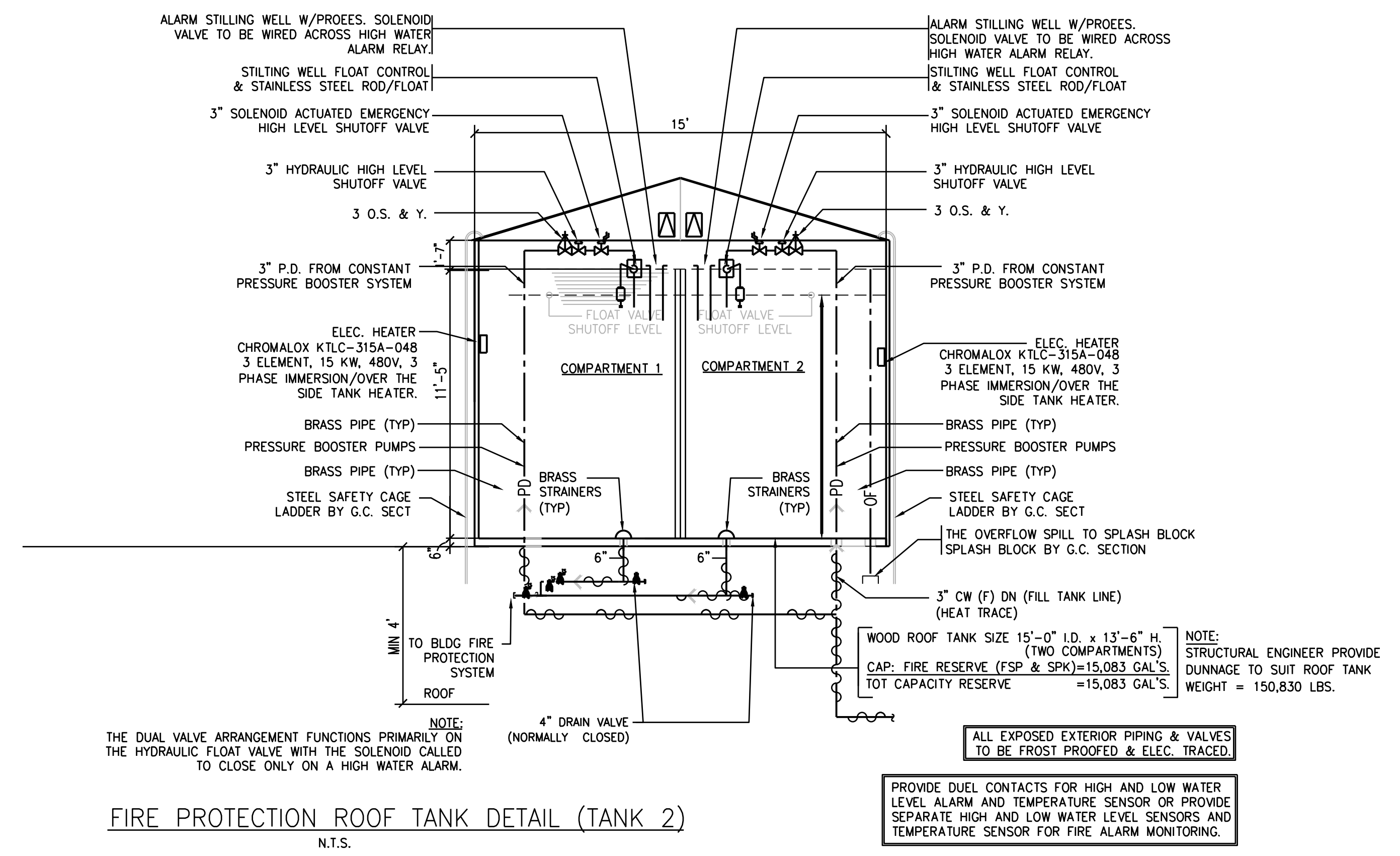
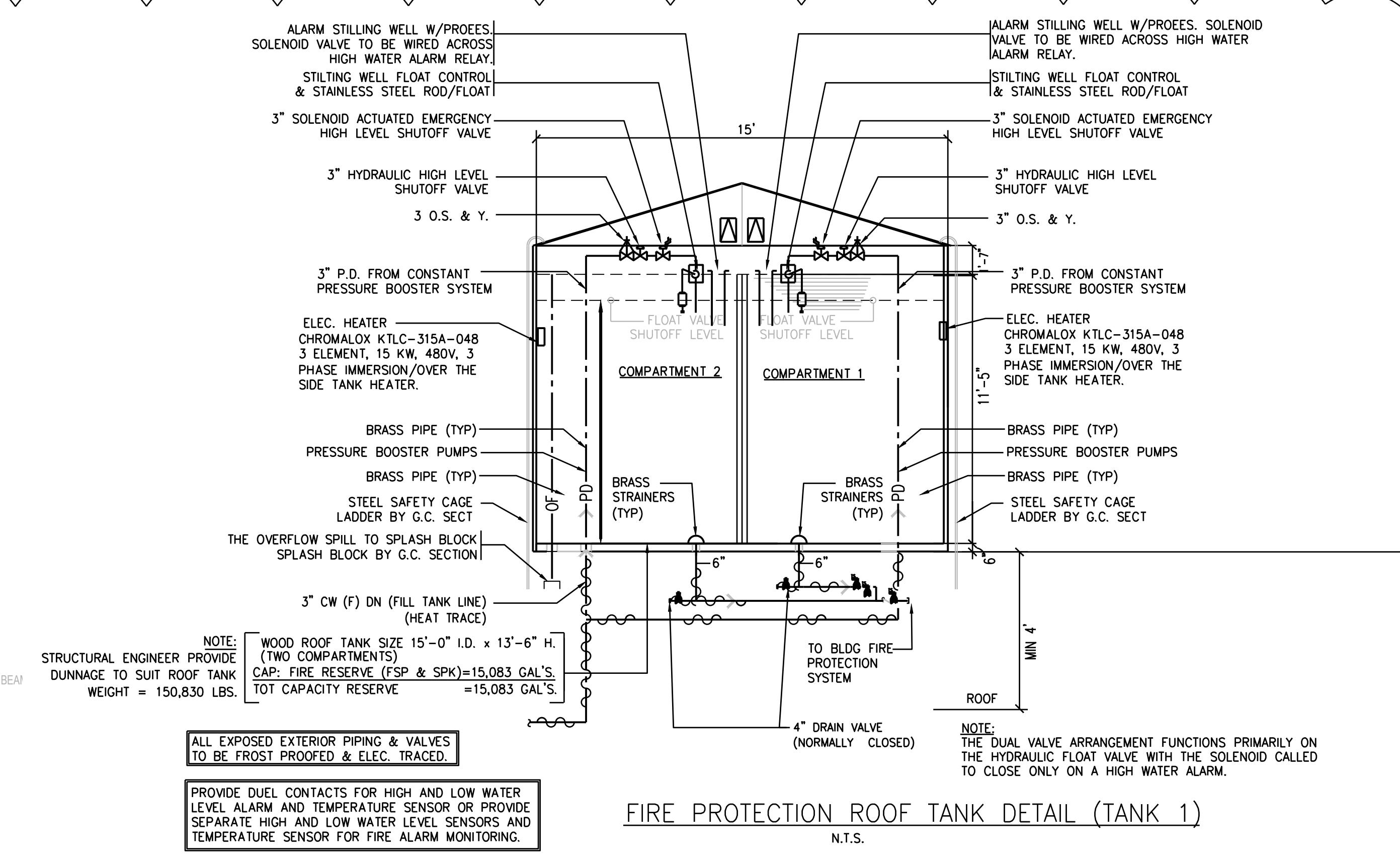
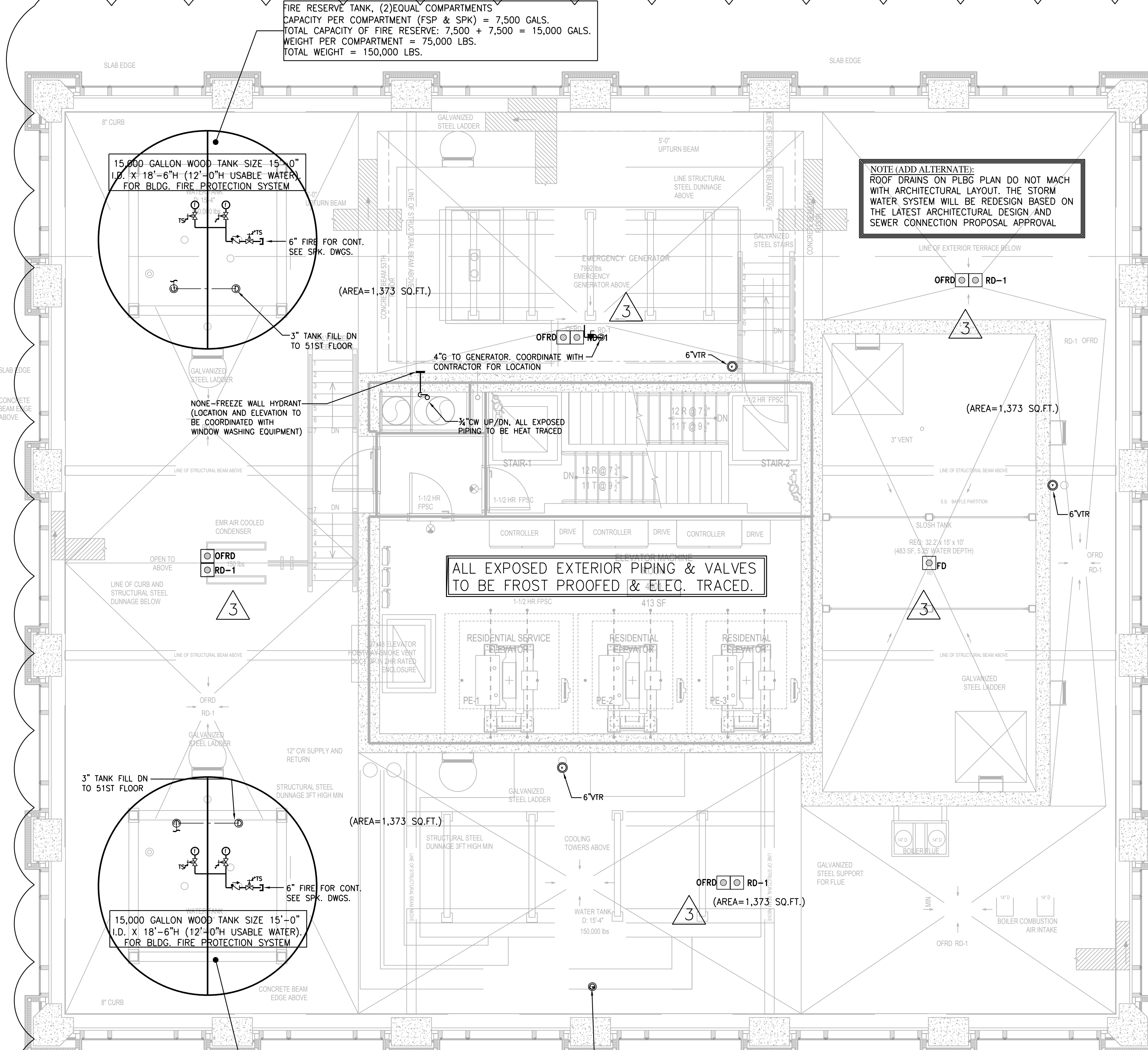
ACOUSTICAL CONSULTANT:
CERAMI & ASSOCIATES
404 FIFTH AVENUE
NEW YORK, NY 10018
TEL: 212 616 4179

LIGHTING CONSULTANT:
ONE LUX STUDIO
158 WEST 29TH STREET, 10TH FLOOR
NEW YORK, NY 10001
TEL: 212 201 5790

SPECIFICATIONS CONSULTANT:
ROBERT SCHWARTZ & ASSOCIATES
589 EIGHTH AVENUE, 17TH FLOOR
NEW YORK, NY 10018
TEL: 212 691 3248

ENERGY MODELING CONSULTANT:
STEVEN WINTER ASSOCIATES, INC
307 SEVENTH AVENUE, SUITE 1701
NEW YORK, NY 10001
TEL: 212 564 5800

INTERIOR DESIGN CONSULTANT:
BEERS INTERIORS
156 5TH AVENUE, PENTHOUSE 2
NEW YORK, NY 10010
TEL: 212 352 2020



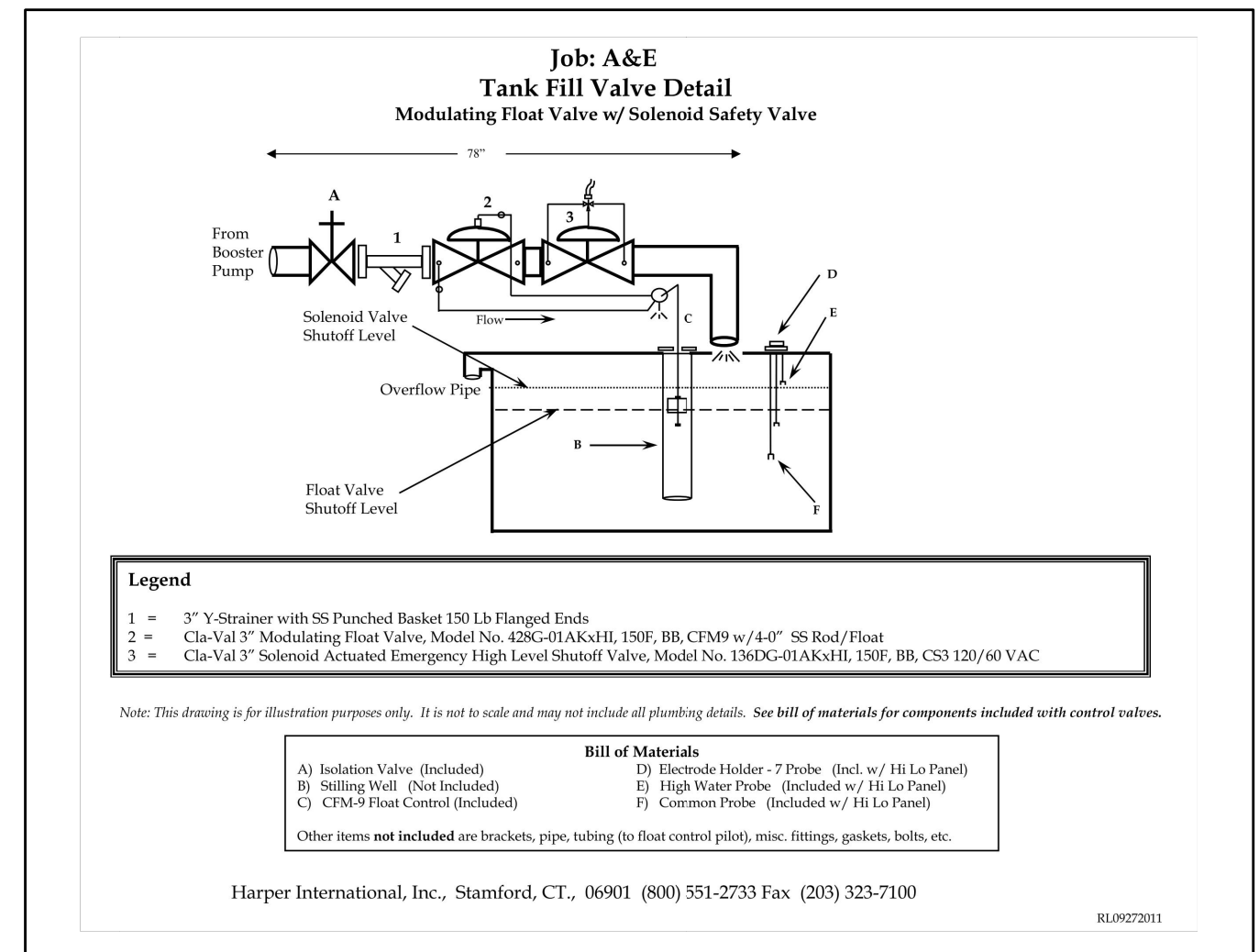
ROOF TOTAL SQUARE FOOTAGE: 5,491 SQ. FT.
SQUARE FOOTAGE PER DRAIN: 1373 SQ FT
DRAIN SIZE: 3"

FIRE RESERVE TANK LEVEL ALARMS & SOLENOID VALVE

- SET OF ELECTRODE PROBES FOR A SINGLE TANK WITH RELAY PANEL TO BE LOCATED NEAR THE TANK IN A HEATED, SHELTERED AREA. PROBES TO BE MOUNTED IN A 3" DIAMETER FLANGED COPPER PIPE STILLING WELL FIELD FABRICATED WITH AN AIR VENT AT THE TOP, TO SUIT EXISTING CONDITIONS BY THE CONTRACTOR.
- ALARM PANEL WITH: HIGH WATER ALARM LIGHT, LOW WATER ALARM LIGHT, COMMON AUDIBLE ALARM WITH SILENCING PUSHBUTTON, AND TWO AUXILIARY ALARM CONTACTS ALL MOUNTED AND PRE-WIRED IN A NEMA-1 ENCLOSURE. PANEL INCLUDES POWER TO THE SOLENOID VALVE. LOCAL 120V 1 PHASE POWER SUPPLY REQUIRED.
- SINGER MODEL 26" SOLENOID VALVE WITH PRESSURE SUSTAINING PILOT, 150# FLANGED DUCTILE IRON BODY WITH SS TRIM, COPPER/BRASS SENSING LINES WITH SPEED CONTROLS, IN-LINE STRAINER AND ISOLATION VALVES. CONTROL WIRING & INTERCONNECTION TO PANEL BY JOBSITE CONTRACTORS.

ELECTRICAL HEAT TRACING FOR OUTDOOR PIPING

- THE ELECTRICAL HEAT TRACING SHALL BE FURNISHED WITH A SERIAL INTERFACE FOR COMMUNICATION TO THE BMS. THE BMS CONTRACTOR SHALL PROVIDE AN INTERFACE AND ALL PROGRAMMING TO MONITOR AND CONTROL ALL POINTS FROM THE ELECTRICAL HEAT TRACING TO THE BMS.
- DDC POINTS:
A. ALL POINTS VIA SERIAL NETWORK INTERFACE



TANK CONTROL - CONNECTIONS INCLUDED. WIRING AND DEDICATED POWER SUPPLY BY OTHER

- FURNISH AND INSTALL ONE (1) ABACUS SENSOR IN EACH TANK.
- FURNISH ONLY ONE (1) 6" MOTORIZED VALVE (FAL SAFE OPEN).
- FURNISH AND INSTALL ABACUS CPU SWITCH GEAR IN BASEMENT TO OPERATE MOTORIZED VALVE ON MAIN HEADER TO OPEN AN CLOSE AT TANK CAPACITY.
- SYSTEM WILL MONITOR H/L/D LEVELS(BOTH LOCAL AND SUPERVISORY SET POINTS) DIGITAL LCD READOUT FOR LEVEL PERCENTAGE OF CAPACITY.
- SYSTEM WILL MONITOR TEMPERATURE.
- DIGITAL LCD READOUT PER FAHRENHEIT DEGREE.
- FURNISH AND INSTALL INTEGRATED ALARM WITH BELL AND LIGHT ENUNCIATION.
- ABACUS IS MERCURY FREE, CONTAINS NO MOVING PARTS AND IS NOT SUBJECT TO DIGITAL SIGNAL PROCESSING (DSP) IS INCLUDED AND MONITORS THE RISER WIRING. THE RISER BECOME DEFECTIVE THE ABACUS SHUTS DOWN UNTIL REPAIR IS COMPLETE.
- BMS PROTOCOL 1 DATA LOGGING 24/7 AS PER F.D.N.Y.

NEW YORK CITY BUILDING DEPARTMENT APPROVAL NOTE

THIS PLAN IS APPROVED ONLY FOR WORK INDICATED ON THE APPLICATION SPECIFICATION SHEET. ALL OTHER MATTERS SHOWN ARE NOT TO BE RELIED UPON, OR TO BE CONSIDERED AS EITHER BEING APPROVED OR IN ACCORDANCE WITH APPLICABLE CODES.

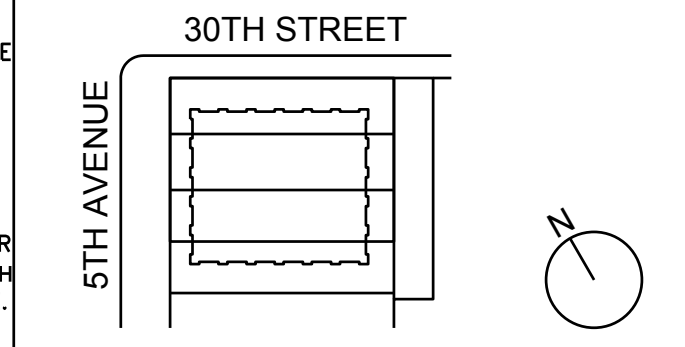
NEW YORK CITY ENERGY CONSERVATION CODE

TO THE BEST OF MY KNOWLEDGE, BELIEF AND PROFESSIONAL JUDGMENT, THESE PLANS AND SPECIFICATIONS ARE IN COMPLIANCE WITH THE NEW YORK CITY ENERGY CONSERVATION CODE.



MGE
MGE Engineering D.P.C. / we engineer success
116 West 32nd Street, 12th Floor, New York, NY 10001
P 212 643 9055 F 212 643 9053 www.mgepc.net

ISSUE NO.	DATE	DESCRIPTION
02/24/17	DOB PAA	
02/17/17	BULLETIN #3	
12/12/16	CONST. DOC.	
10/31/16	95% CD SET	
08/01/16	85% CD	
06/15/16	ISSUED FOR BID	
04/08/16	PROGRESS DD	
04/08/16	DOB SUBMITTAL	
01/18/16	FOUNDATION BID	
12/18/15	SCHEMATIC DESIGN	
04/15/15	DOB SUBMITTAL	



KEY PLAN AND NORTH SIGN
IF THIS DRAWING IS NOT 42" X 30" IT IS A REDUCED PRINT.
REFER TO GRAPHIC SCALE

PROJECT NUMBER: 6982.00
SCALE 1/4" = 1'-0"

EMR SLOSH TANK 51ST FLOOR
PLUMBING
PLAN

SHEET TITLE:
P-127.01
SHEET NUMBER: 30 OF 47

2003 RAFAEL VIÑOLY ARCHITECTS

1 2 3 4 5 6

281 Fifth Avenue NEW YORK, NY

OWNER:
VICTOR NOMAD LLC

CONSTRUCTION MANAGER:
LEND LEASE
200 PARK AVENUE, 9TH FLOOR
NEW YORK, NY 10166
TEL: 212 592 6700

ARCHITECT:
RAFAEL VIÑOLY ARCHITECTS PC
50 VANDAM STREET
NEW YORK, NY 10013
TEL: 212 924 5060 FAX: 212 924 5858

STRUCTURAL ENGINEER:
WSP PARSONS BRINCKERHOFF
ONE PENN PLAZA, 4TH FLOOR
NEW YORK, NY 10119
TEL: 212 687 9888

MED/FIT ENGINEER:
MGE ENGINEERING D.P.C.
116 WEST 32ND STREET, 12TH FLOOR
NEW YORK, NY 10001
TEL: 212 643 9055

GEOTECH CIVIL ENGINEER:
LANGAN ENGINEERING
300 KIMBALL DRIVE, 4TH FLOOR
PARSIPPANY, NJ, 07054
TEL: 973 560 4900

VERTICAL TRANSPORT CONSULTANT:
VAN DEUSEN & ASSOCIATES
120 EAGLE ROCK AVENUE, SUITE 310
EAST HANOVER, NJ, 07836
TEL: 973 994 9220

ENCLOSURE CONSULTANT:
VIDARIS, INC.
360 PARK AVENUE SOUTH, 15TH FLOOR
NEW YORK, NY, 10010
TEL: 212 689 5389

FACADE MAINTENANCE CONSULTANT:
ENTEK ENGINEERING LLC
166 AMES STREET
HACKENSACK, NJ, 07601
TEL: 201 820 2801

ACOUSTICAL CONSULTANT:
CERAMI & ASSOCIATES
404 FIFTH AVENUE
NEW YORK, NY, 10018
TEL: 212 616 4179

LIGHTING CONSULTANT:
ONE LUX STUDIO
158 WEST 29TH STREET, 10TH FLOOR
NEW YORK, NY, 10001
TEL: 212 201 5790

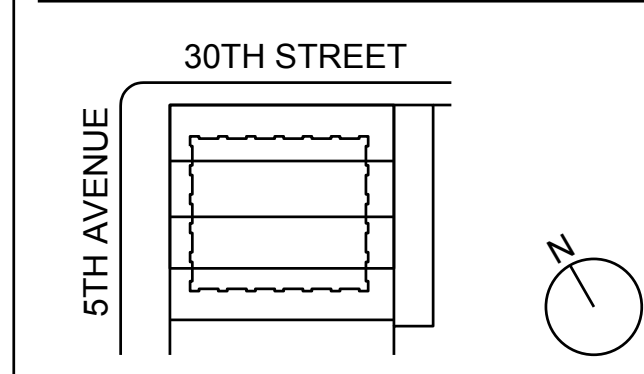
SPECIFICATIONS CONSULTANT:
ROBERT SCHWARTZ & ASSOCIATES
589 EIGHTH AVENUE, 17TH FLOOR
NEW YORK, NY, 10018
TEL: 212 691 3248

ENERGY MODELING CONSULTANT:
STEVEN WINTER ASSOCIATES, INC.
307 SEVENTH AVENUE, SUITE 1701
NEW YORK, NY, 10001
TEL: 212 564 5800

INTERIOR DESIGN CONSULTANT:
BEERS INTERIORS
156 5TH AVENUE, PENTHOUSE 2
NEW YORK, NY, 10010
TEL: 212 352 2020



ISSUE NO.	DATE	DESCRIPTION
1	02/24/17	DOB PAA
2	12/12/16	CONST. DOC.
3	10/31/16	95% CD SET
4	08/01/16	85% CD
5	06/15/16	ISSUED FOR BID
6	01/18/16	FOUNDATION BID
7	12/18/15	SCHEMATIC DESIGN
8	04/15/15	DOB SUBMITTAL

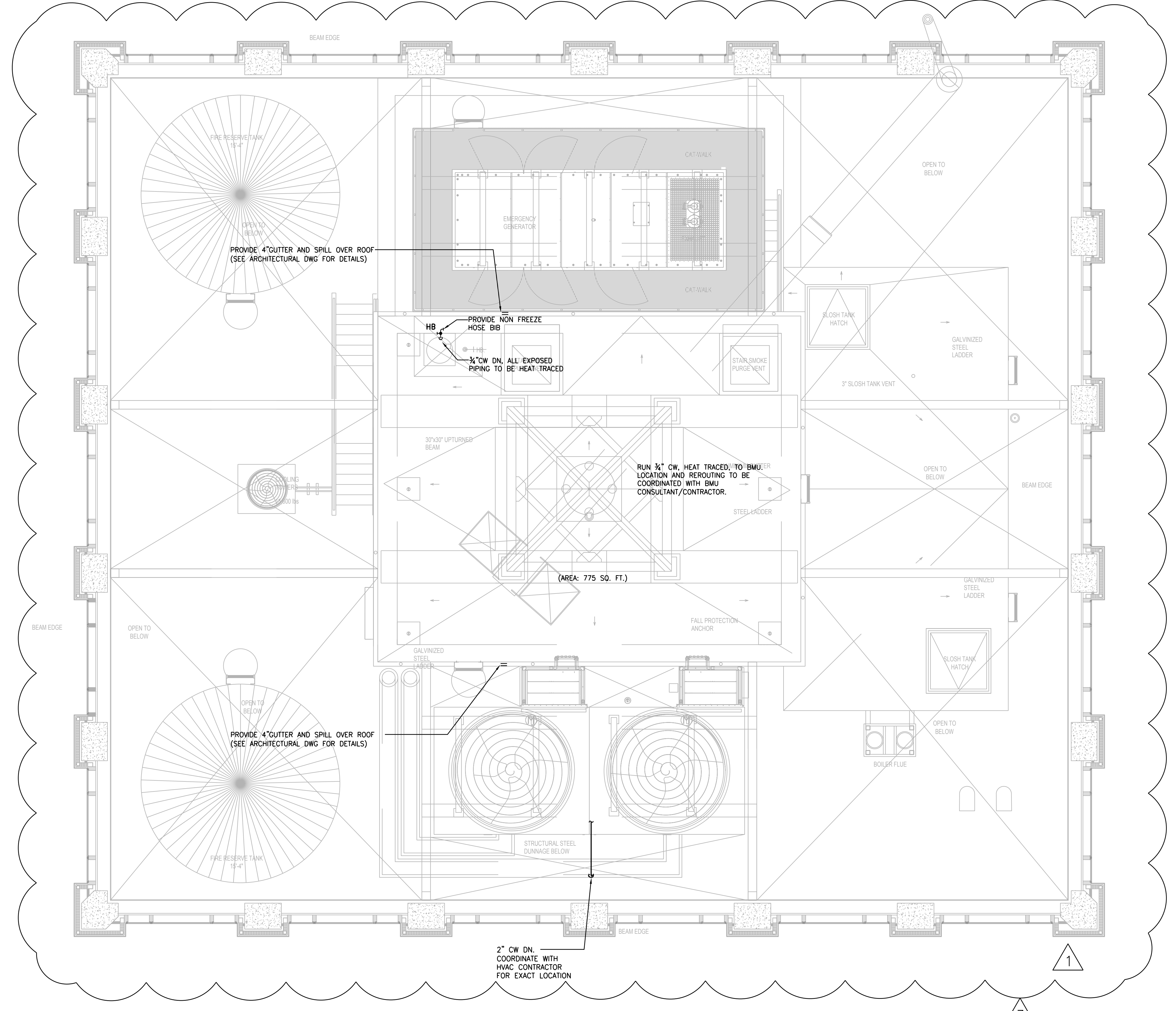


KEY PLAN AND NORTH SIGN
IF THIS DRAWING IS NOT 42" X 30" IT IS
A REDUCED PRINT.
REFER TO GRAPHIC SCALE

PROJECT NUMBER: 6982.00
SCALE 1/4" = 1'-0"

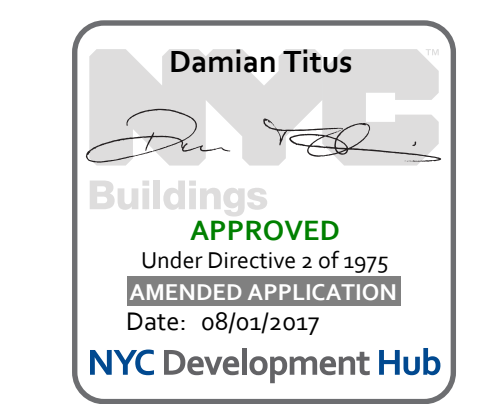
TOWER ROOF 52ND FLOOR PLUMBING PLAN

SHEET TITLE :
P-128.01
SHEET NUMBER : 31 OF 47

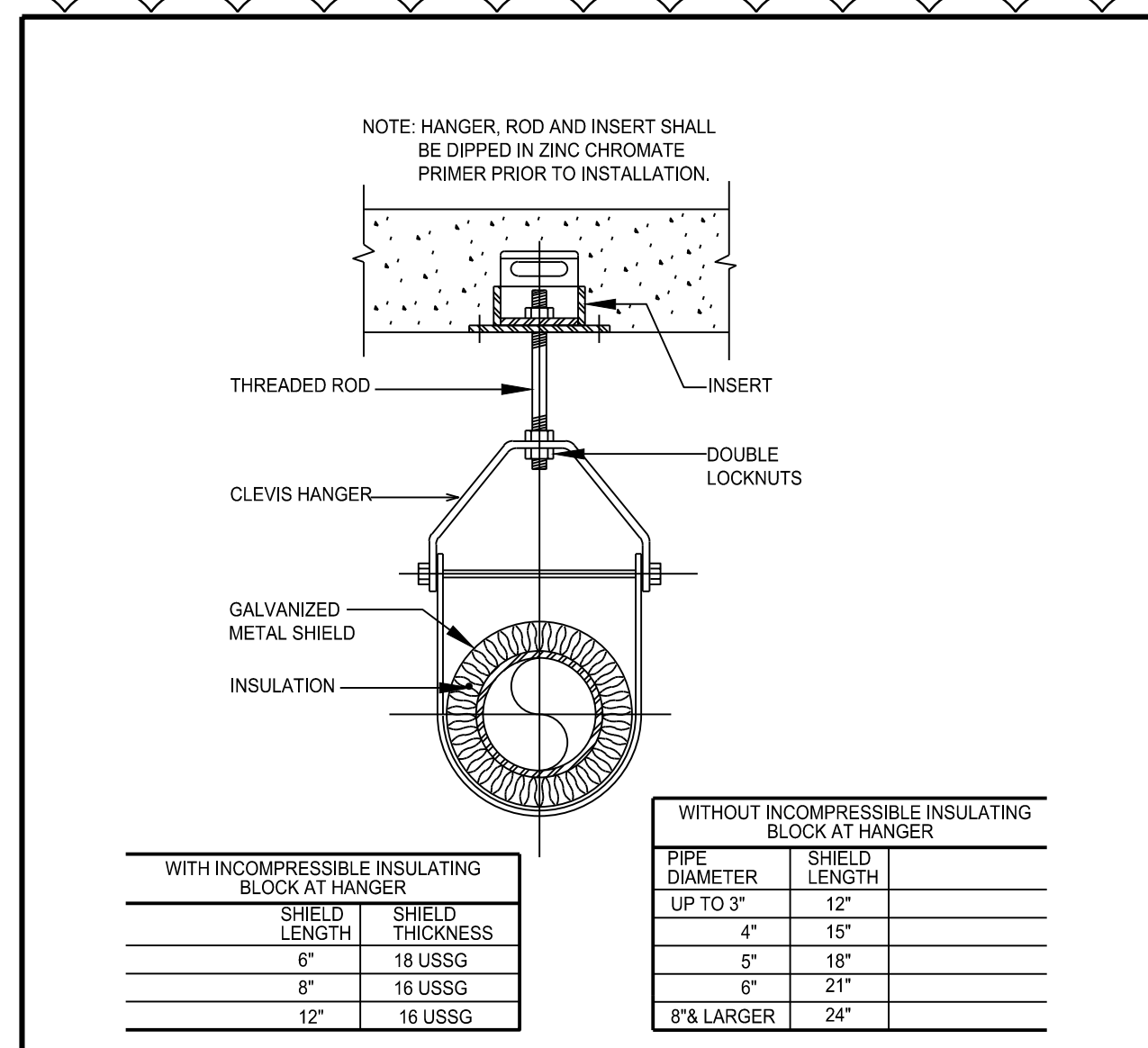


NEW YORK CITY BUILDING DEPARTMENT APPROVAL NOTE
THIS PLAN IS APPROVED ONLY FOR WORK INDICATED ON THE APPLICATION SPECIFICATION SHEET. ALL OTHER MATTERS SHOWN ARE NOT TO BE RELIED UPON, OR TO BE CONSIDERED AS EITHER BEING APPROVED OR IN ACCORDANCE WITH APPLICABLE CODES.

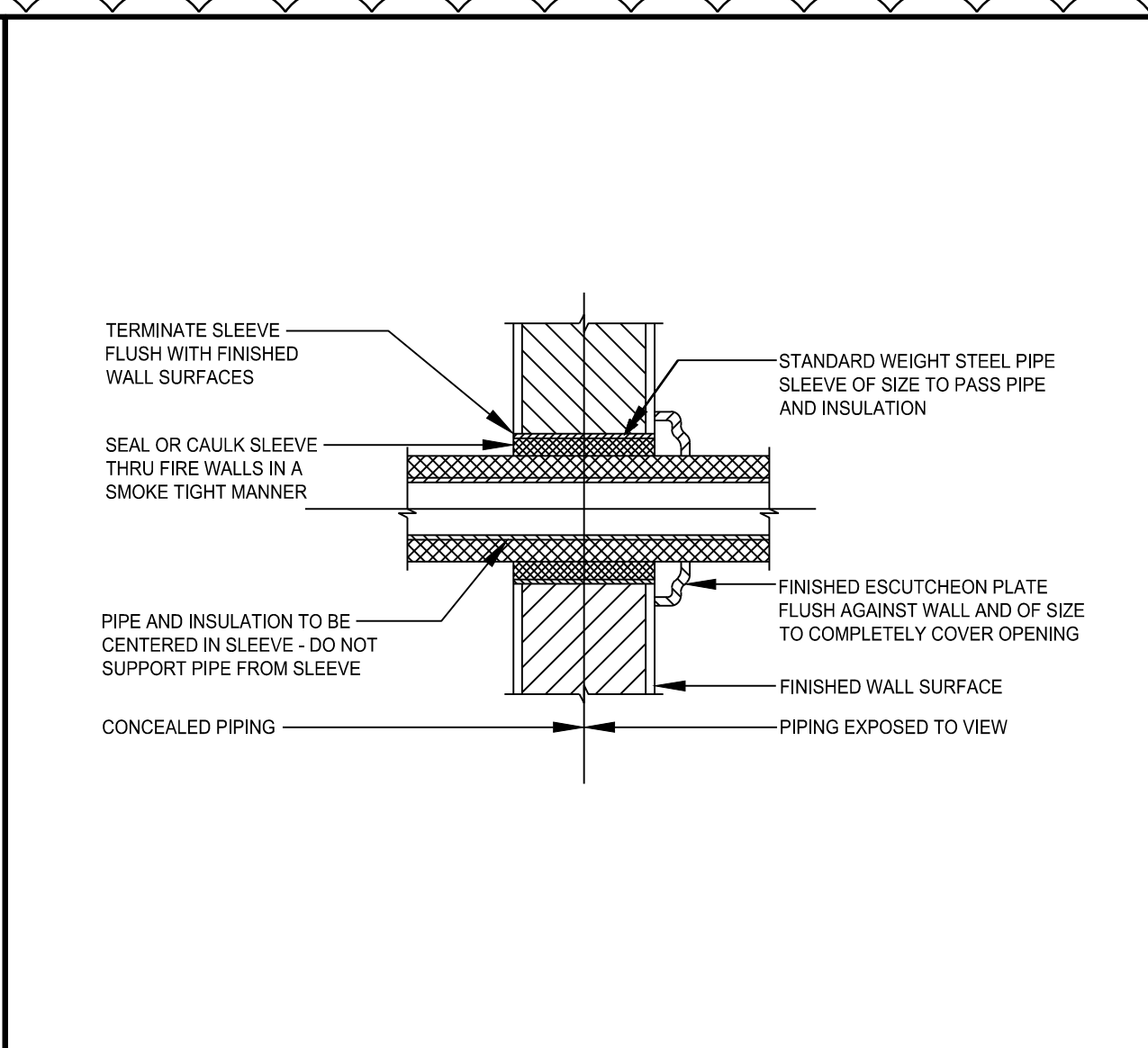
NEW YORK CITY ENERGY CONSERVATION CODE
TO THE BEST OF MY KNOWLEDGE, BELIEF AND PROFESSIONAL JUDGMENT, THESE PLANS AND SPECIFICATIONS ARE IN COMPLIANCE WITH THE NEW YORK CITY ENERGY CONSERVATION CODE.



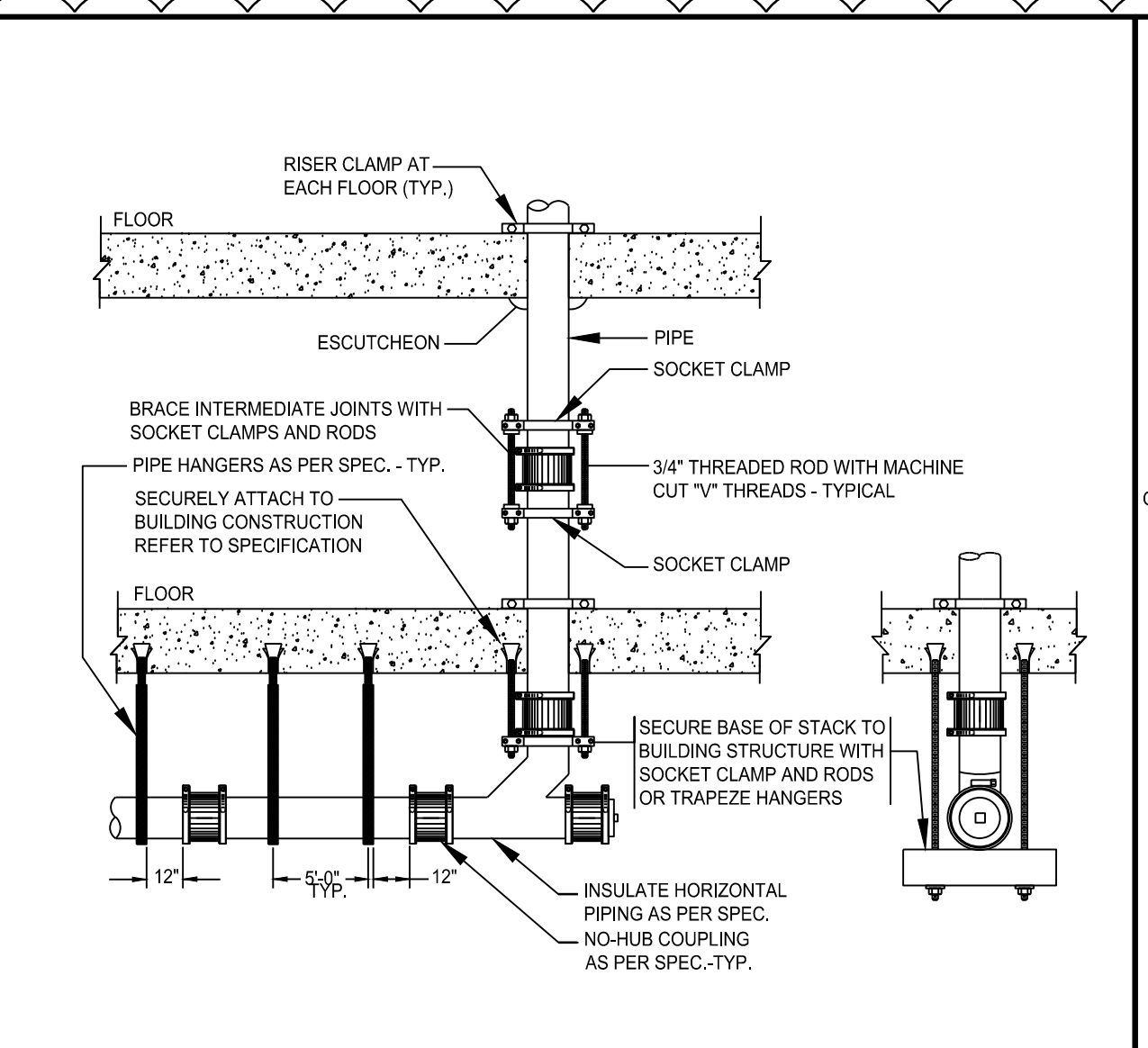
© 2013 RAFAEL VINDO ARCHITECTS



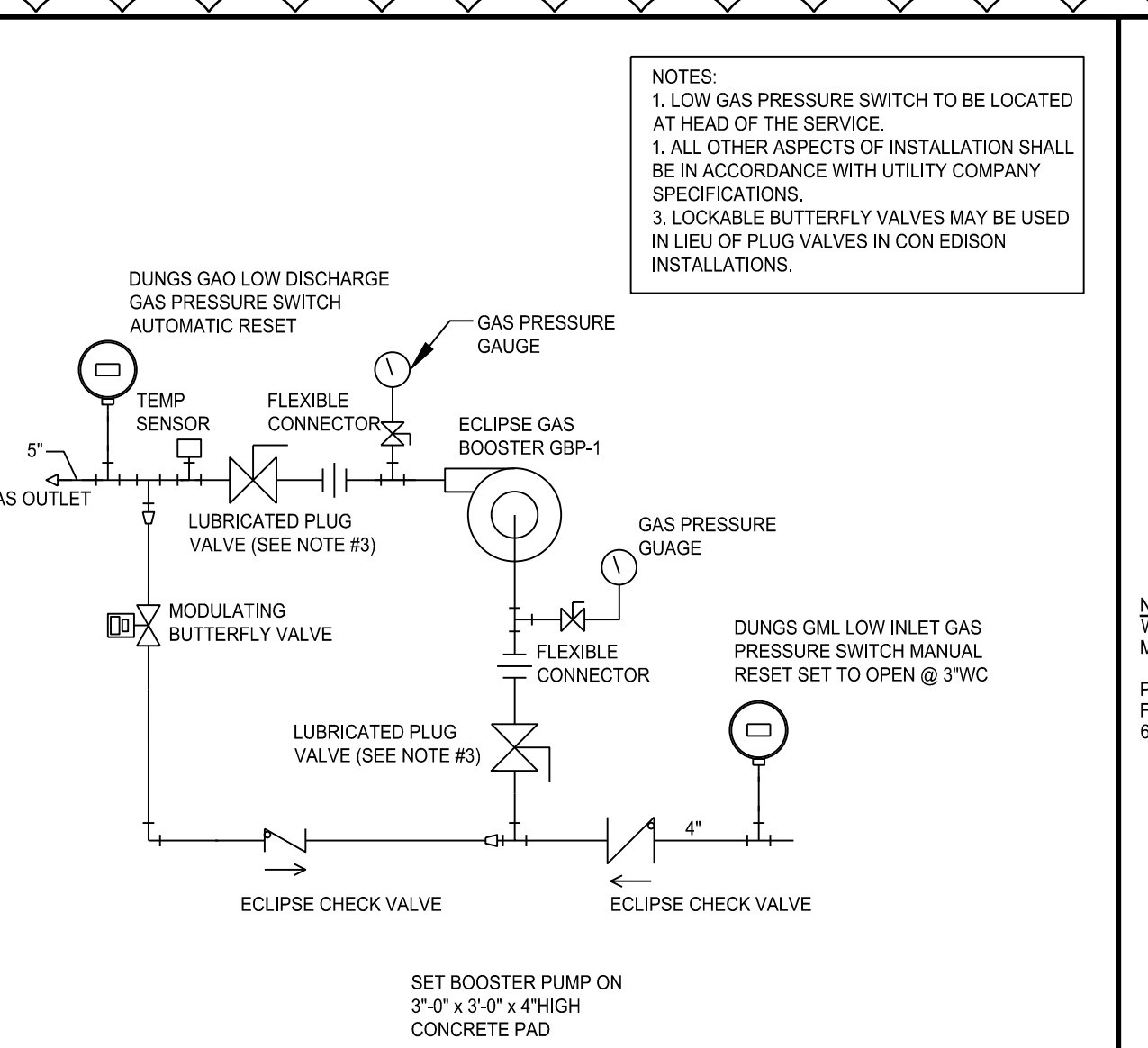
1 TYPICAL INSULATED PIPE SUPPORT



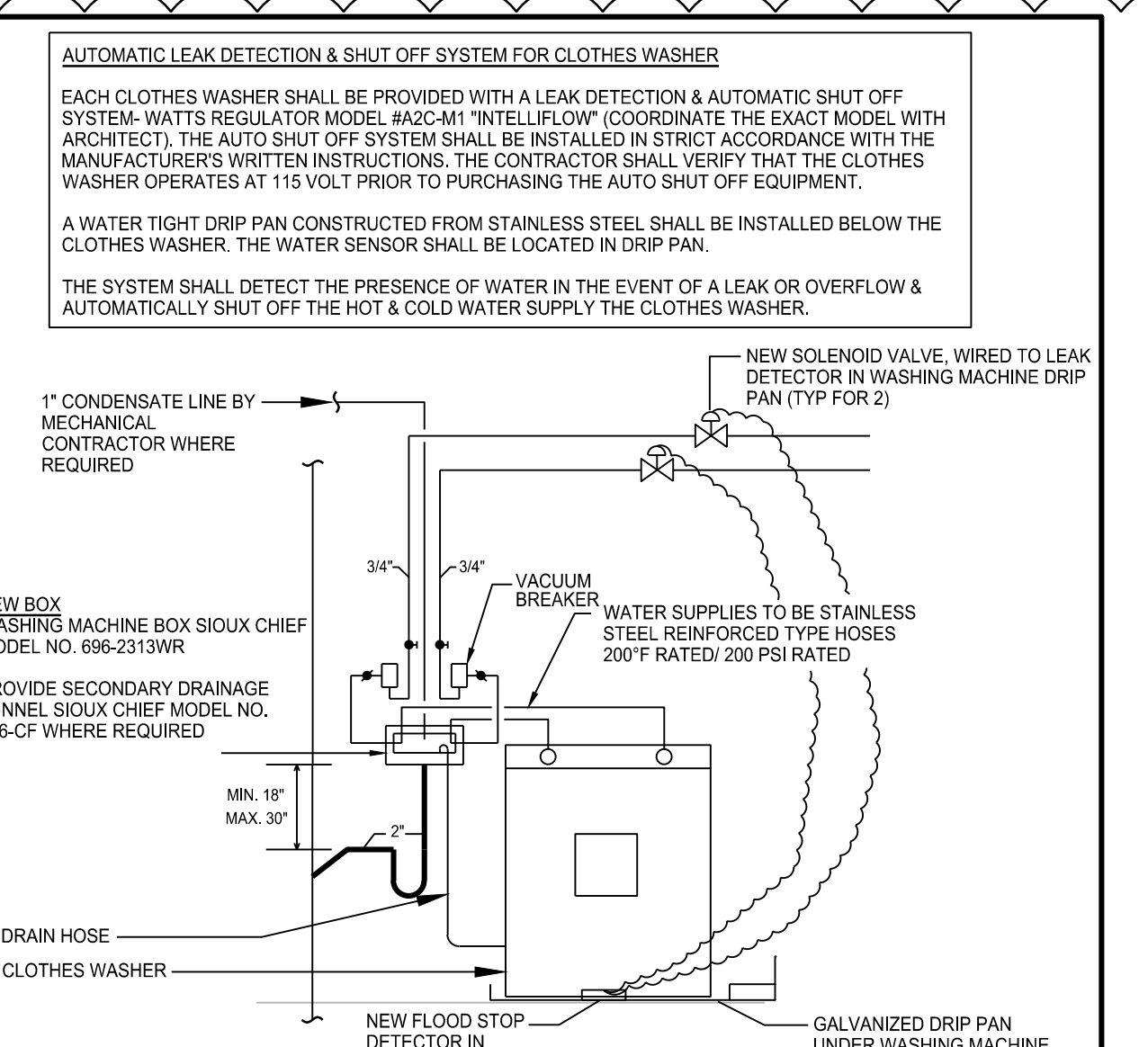
2 PIPE SLEEVE THROUGH INTERIOR WALL



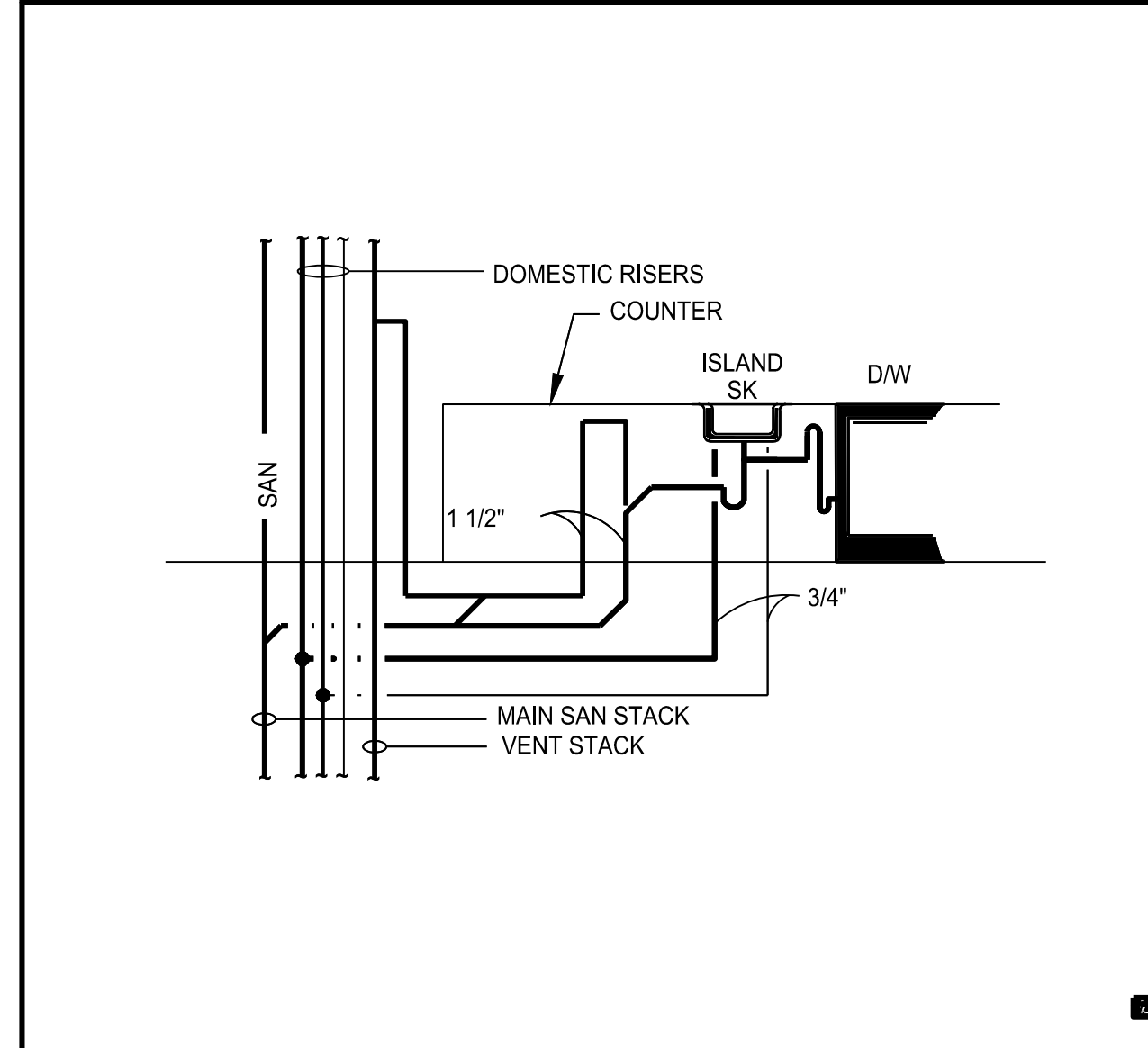
3 NO HUB BRACING FOR VERTICAL PIPING



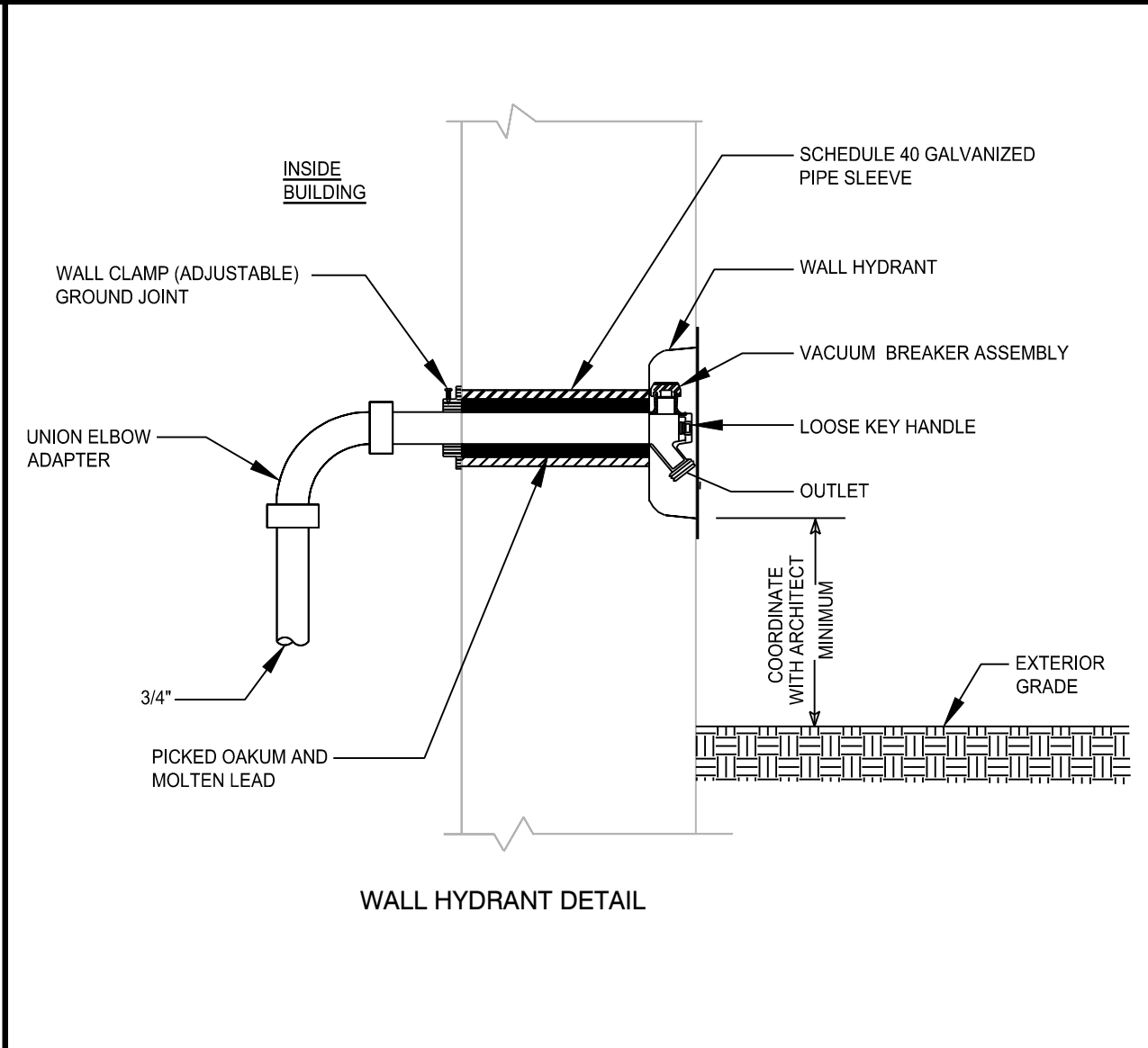
4 SYSTEM SCHEMATIC FOR NATURAL GAS BOOSTER SYSTEM



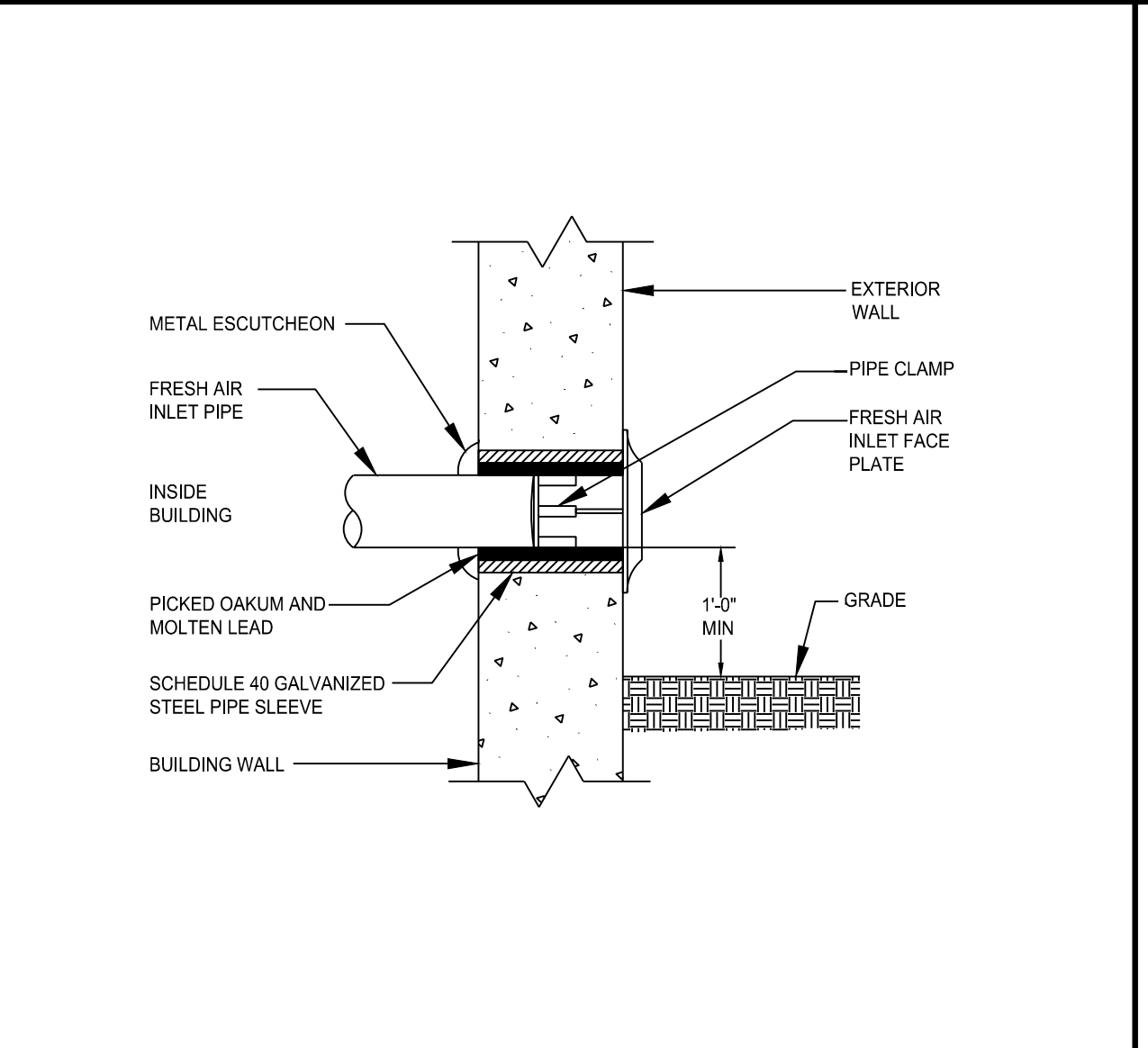
5 TYPICAL CLOTHES WASHER DETAIL



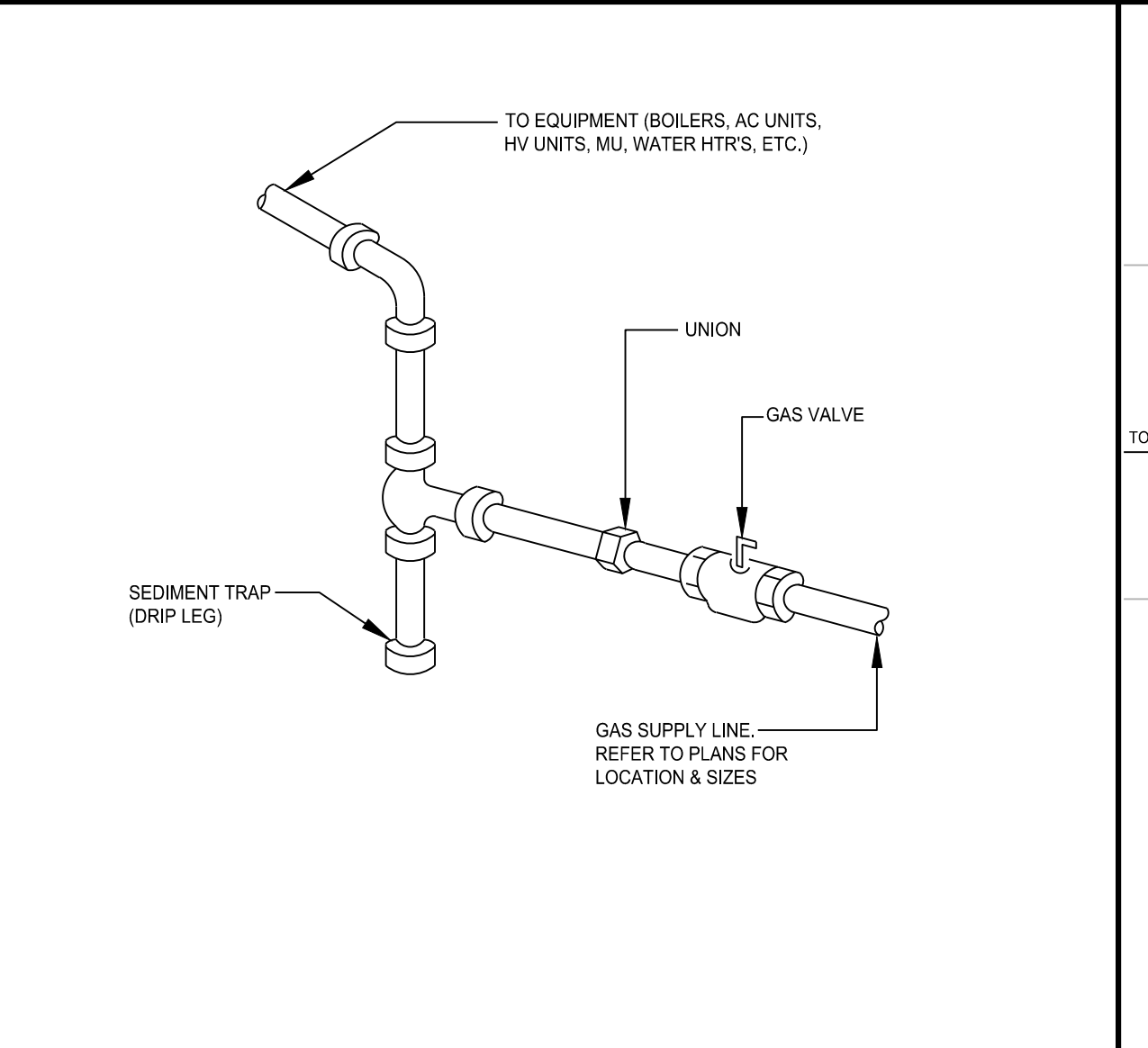
6 PIPING DETAIL KITCHEN ISLAND SINK



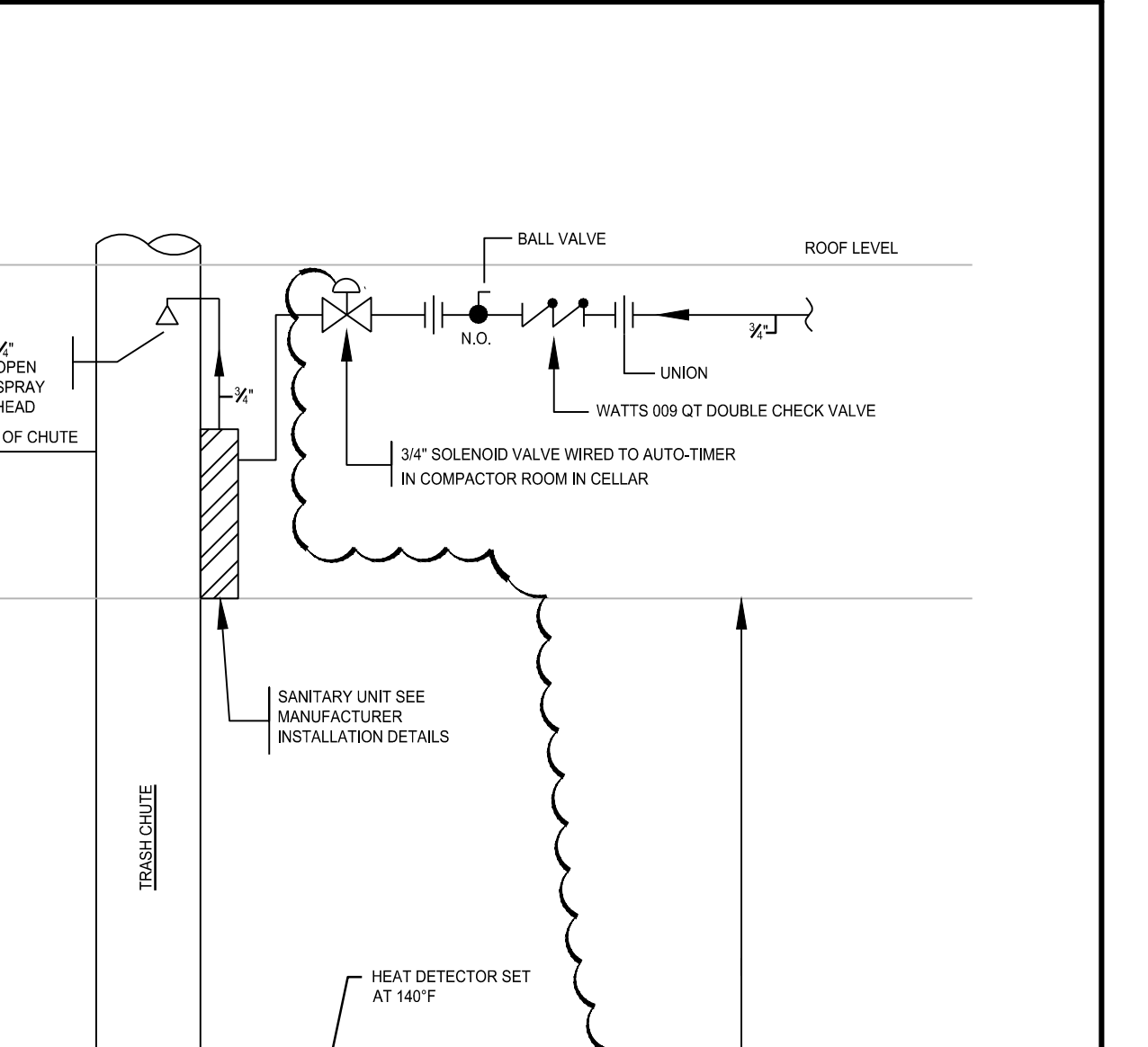
7 WALL HYDRANT DETAIL



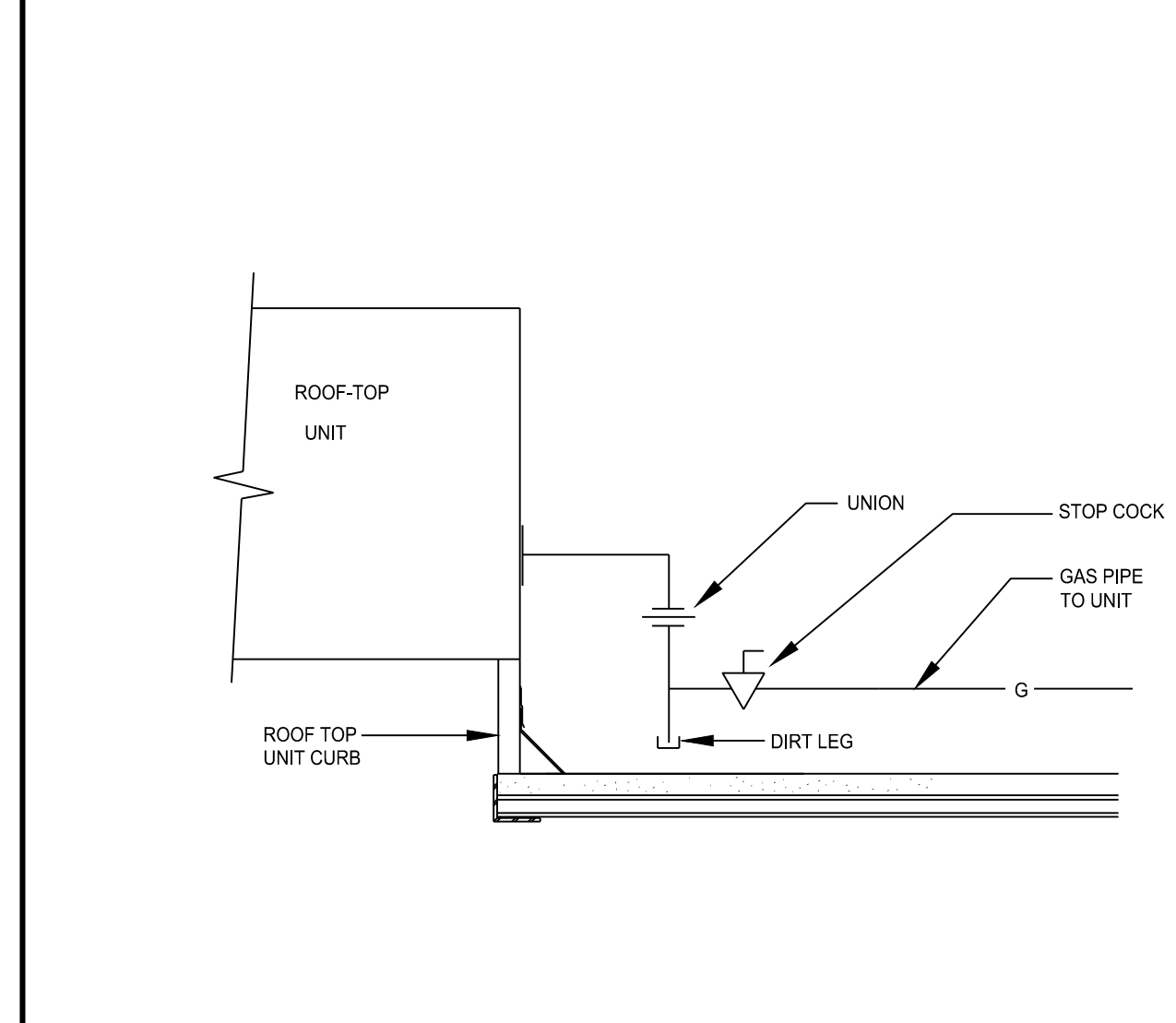
8 FRESH AIR INLET



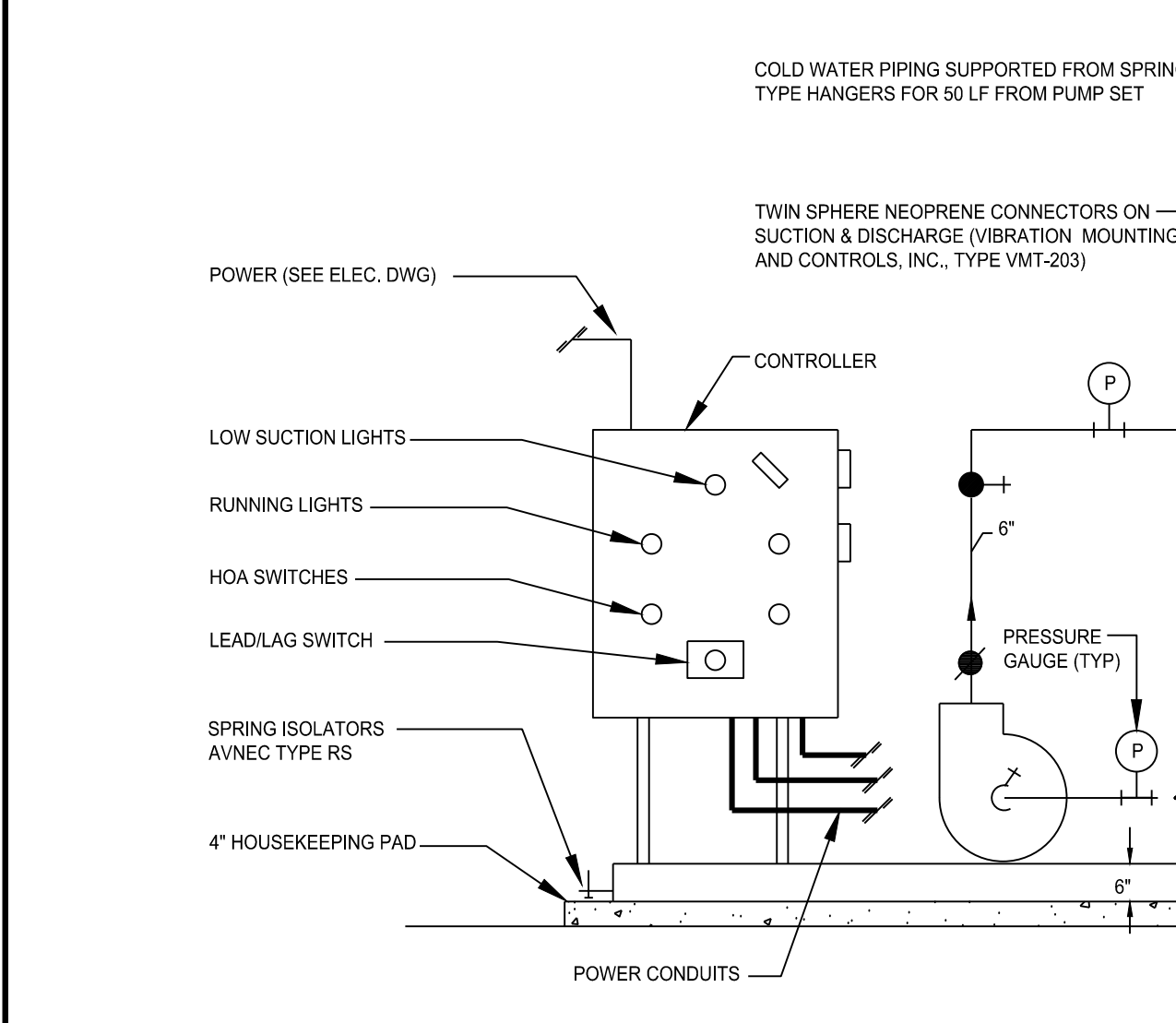
9 TYPICAL GAS BOOSTER CONNECTION



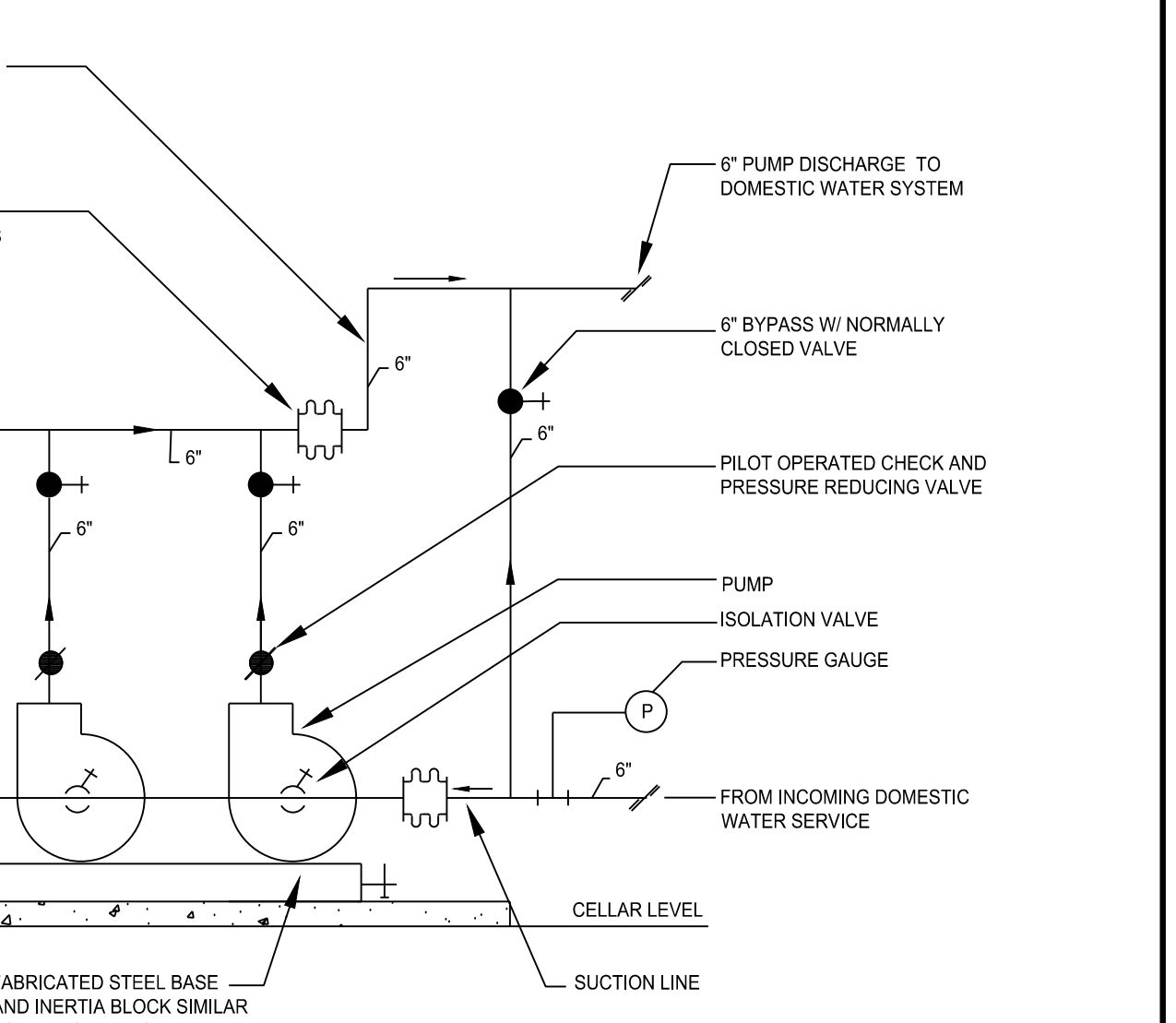
10 TYP. GAS CONNECTION TO ROOFTOP EQUIPMENT



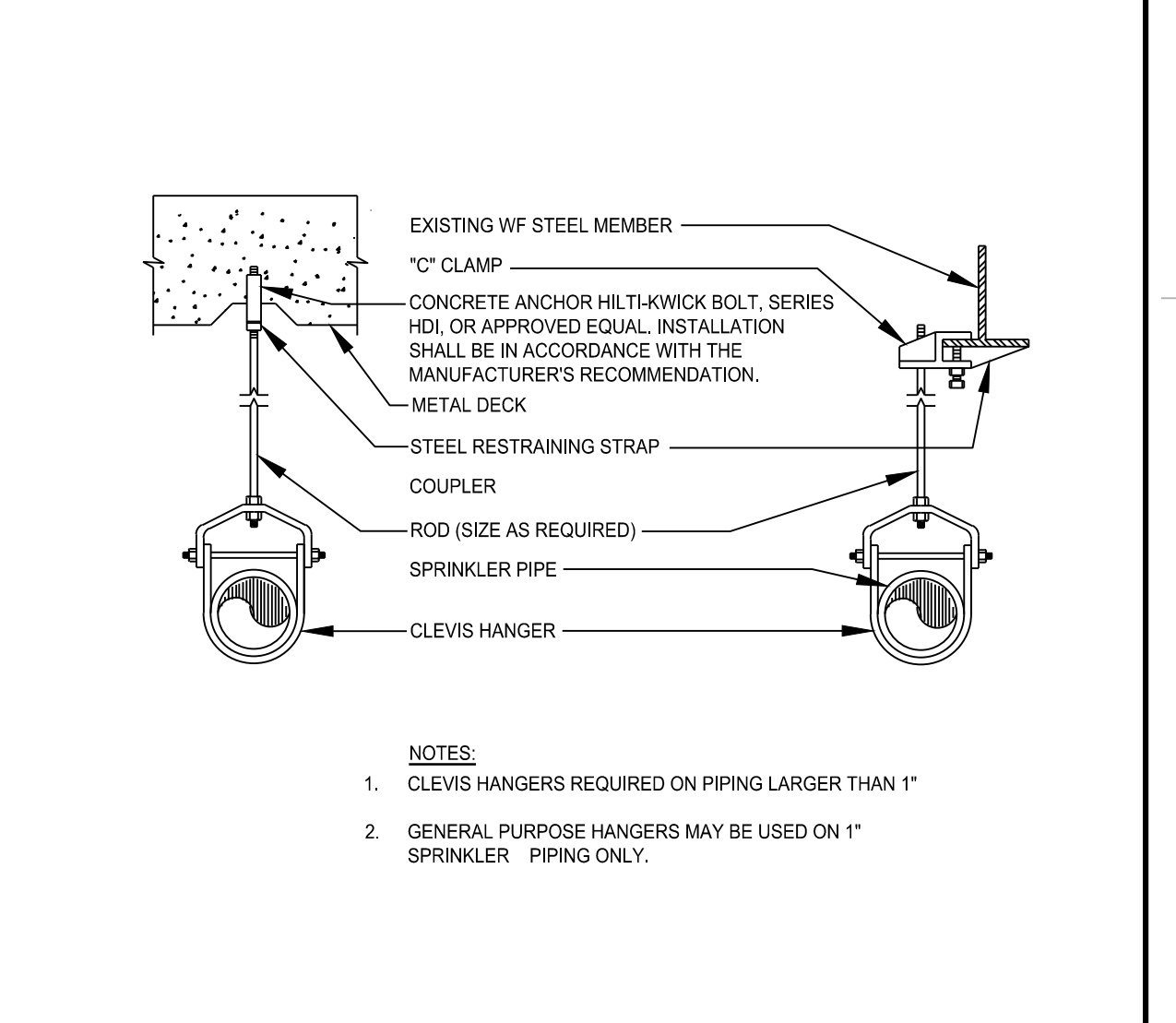
11 TRIPLEX DOMESTIC WATER BOOSTER PUMPS



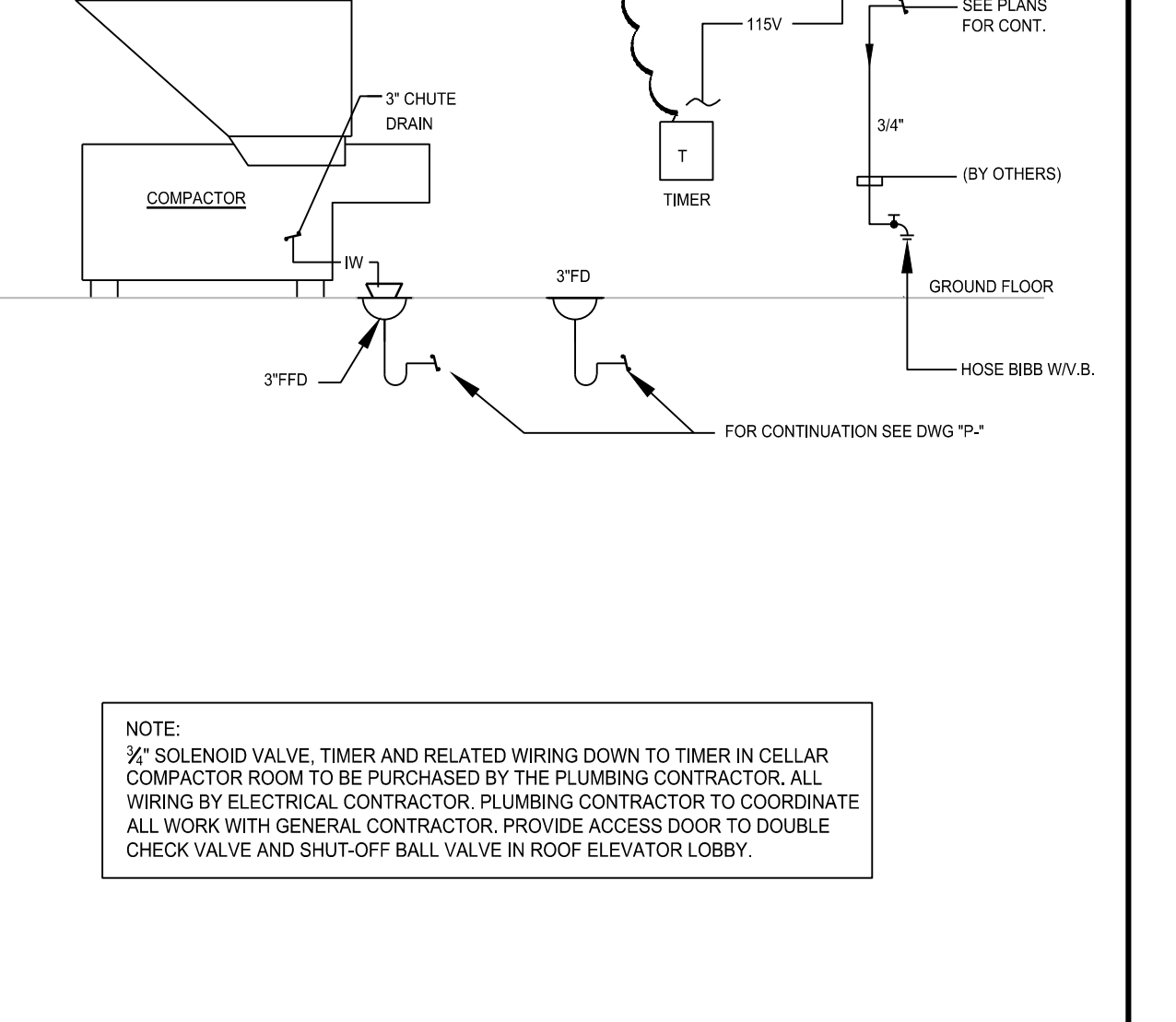
12 TYPICAL HANGER



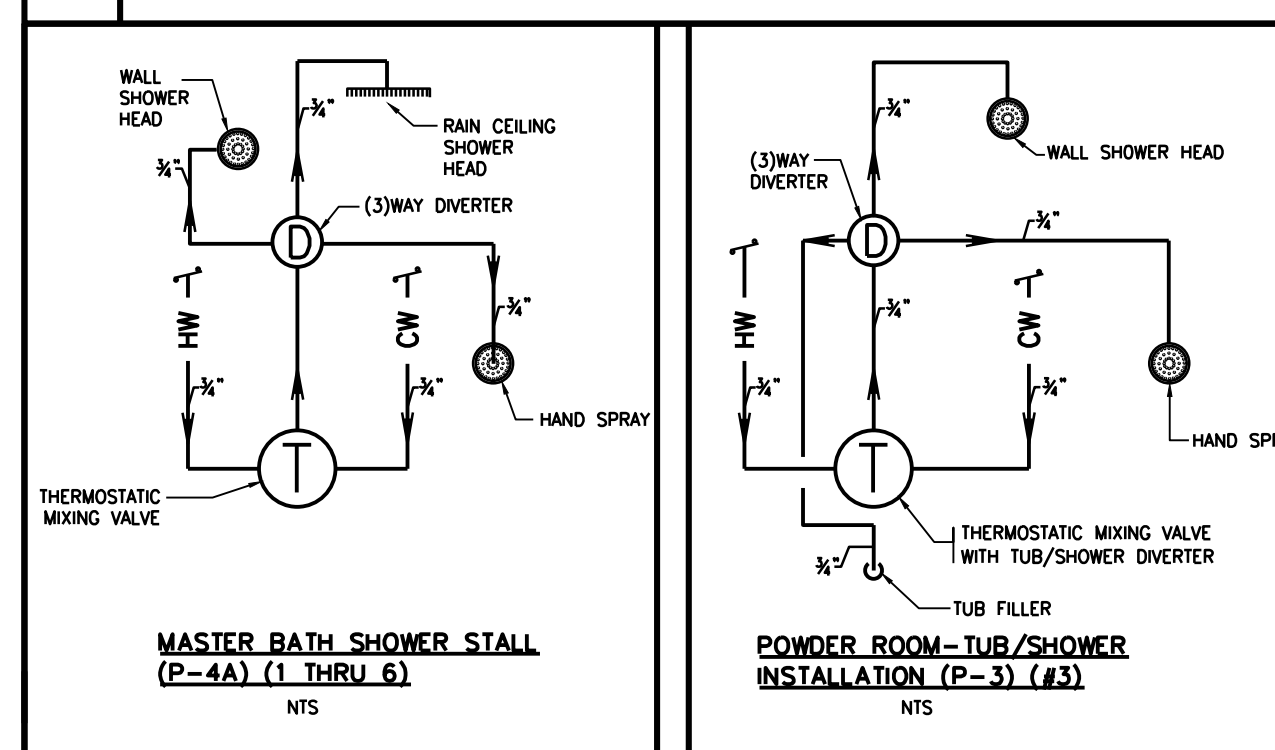
13 DOMESTIC HOT WATER AUTO TRASH CHUTE



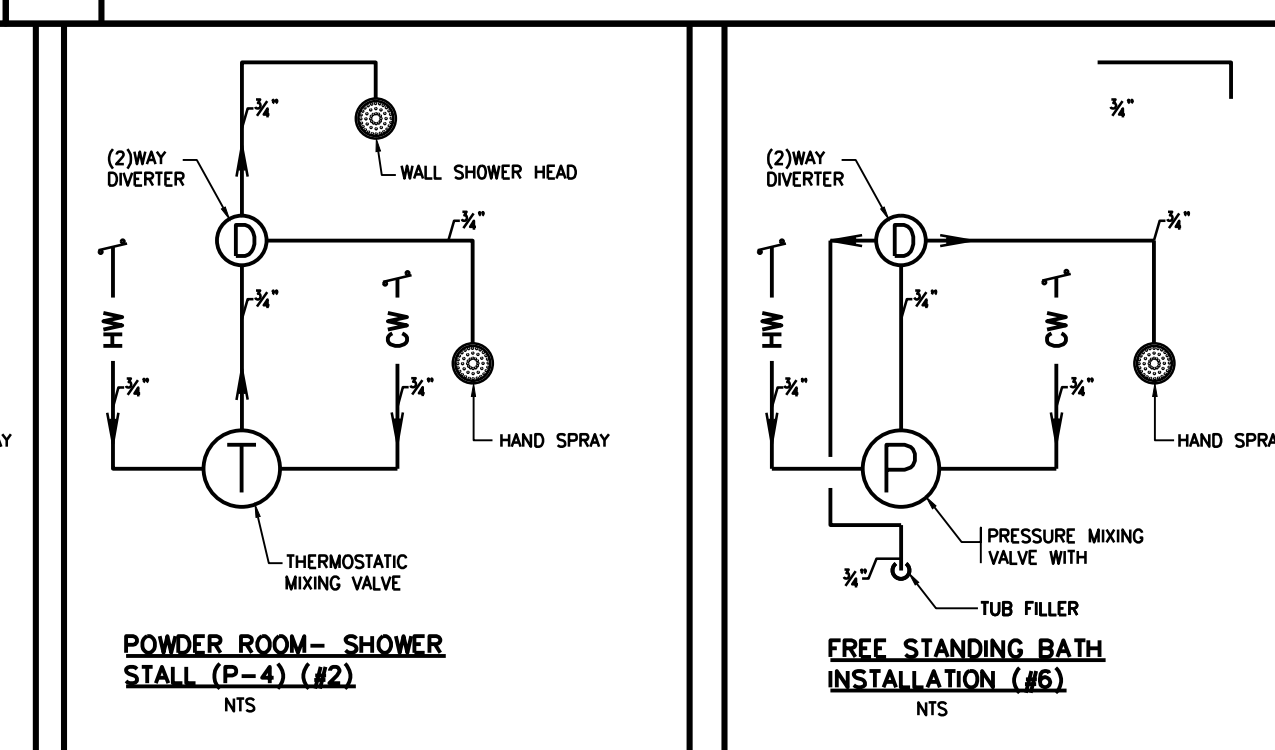
14 TOILET ROOM PIPING ARRANGEMENTS



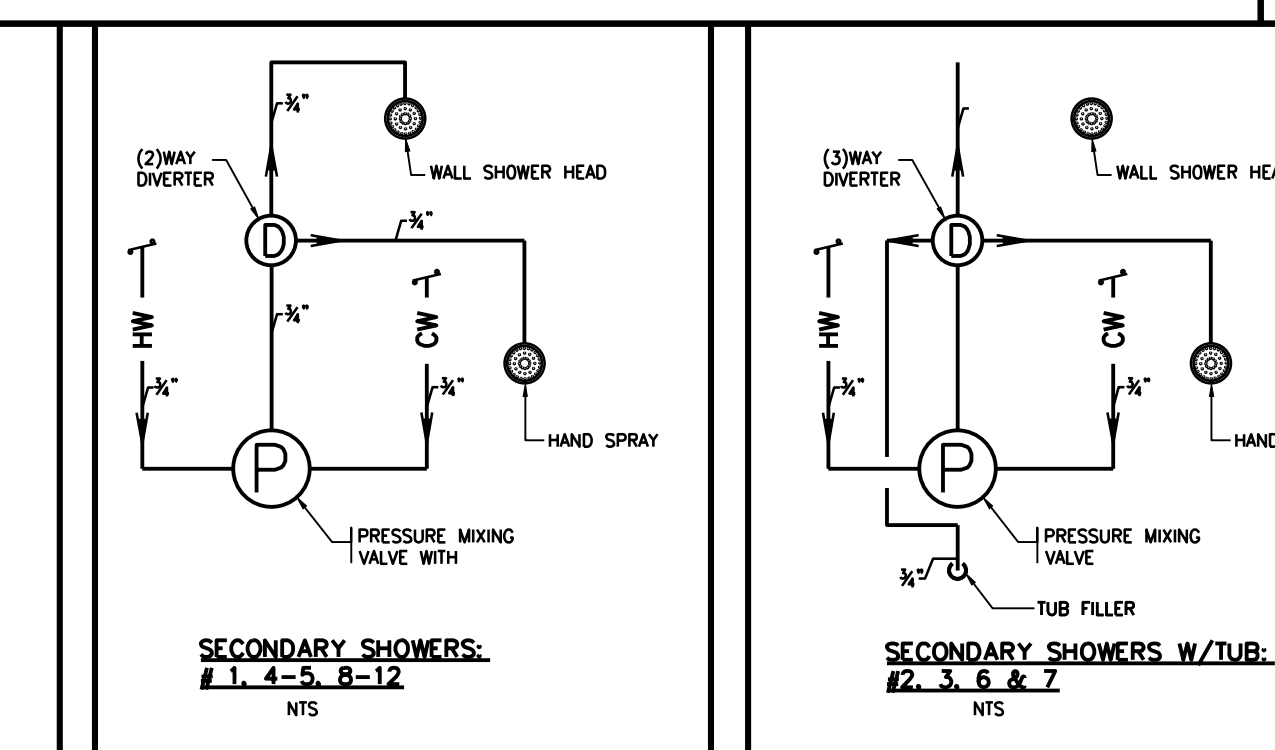
15 KEY PLAN AND NORTH SIGN



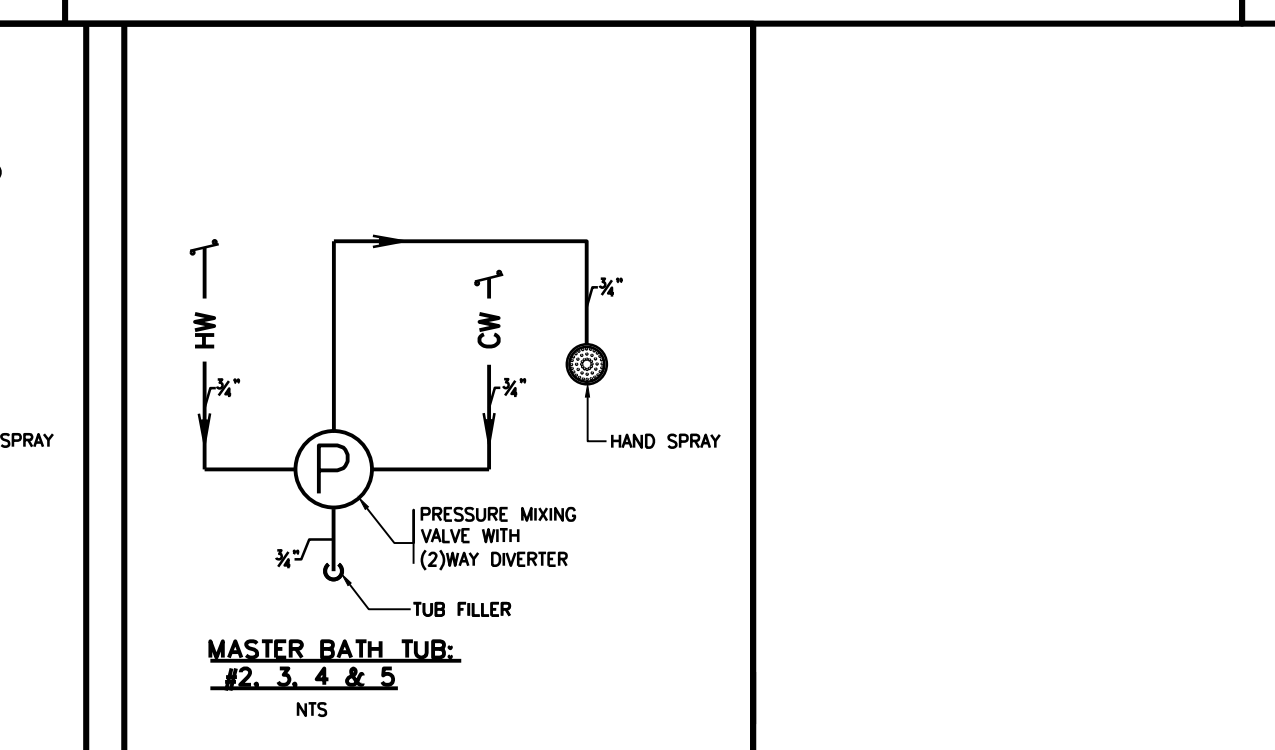
16 MASTER BATH SHOWER STALL (P-1A) (1 THRU 5)



17 POWDER ROOM-TUB/SHOWER INSTALLATION (P-3) (1 & 2)



18 FREE STANDING BATH INSTALLATION (P-6)



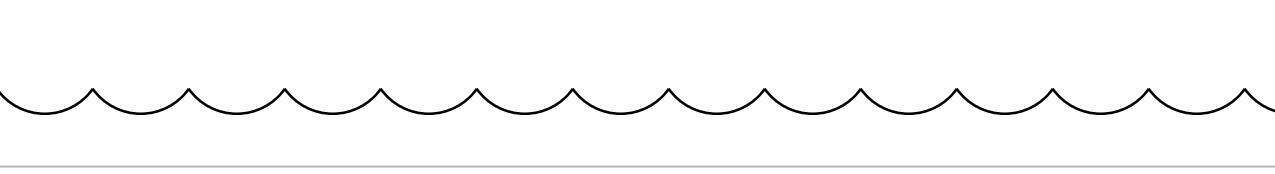
19 SECONDARY SHOWERS (P-1, 4-5, 8-12)



20 SECONDARY SHOWERS W/TUB (P-3, 5, 8, 7)



21 MASTER BATH TUB (P-2, 3, 4 & 5)



22 TOILET ROOM PIPING ARRANGEMENTS

281
Fifth Avenue
NEW YORK, NY

OWNER:
VICTOR NOMAD LLC

CONSTRUCTION MANAGER:
LEND LEASE
200 PARK AVENUE, 9TH FLOOR
NEW YORK, NY 10166
TEL: 212 592 6700

ARCHITECT:
RAFAEL VINDO ARCHITECTS PC
50 VANDAM STREET
NEW YORK, NY 10013
TEL: 212 924 5060 FAX: 212 924 5858

STRUCTURAL ENGINEER:
WSP PARSONS BRINCKERHOFF
ONE PENN PLAZA, 4TH FLOOR
NEW YORK, NY 10119
TEL: 212 687 9888

ME/P/FP/IT ENGINEER:
MGE ENGINEERING D.P.C.
116 WEST 32ND STREET, 12TH FLOOR
NEW YORK, NY 10001
TEL: 212 643 9055

GEOTECH CIVIL ENGINEER:
LANGAN ENGINEERING
300 KIMBALL DRIVE, 4TH FLOOR
PARSIPPANY, NJ, 07054
TEL: 973 560 4900

VERTICAL TRANSPORT CONSULTANT:
VAN DEUSEN & ASSOCIATES
120 EAGLE ROCK AVENUE, SUITE 310
EAST HANOVER, NJ, 07936
TEL: 973 994 9220

ENCLOSURE CONSULTANT:
VIDARIS, INC.
360 PARK AVENUE SOUTH, 15TH FLOOR
NEW YORK, NY 10010
TEL: 212 689 5389

FAÇADE MAINTENANCE CONSULTANT:
ENTEK ENGINEERING LLC
166 AMES STREET
HACKENSACK, NJ, 07601
TEL: 201 820 2801

ACOUSTICAL CONSULTANT:
CERAMI & ASSOCIATES
404 FIFTH AVENUE
NEW YORK, NY 10018
TEL: 212 616 4179

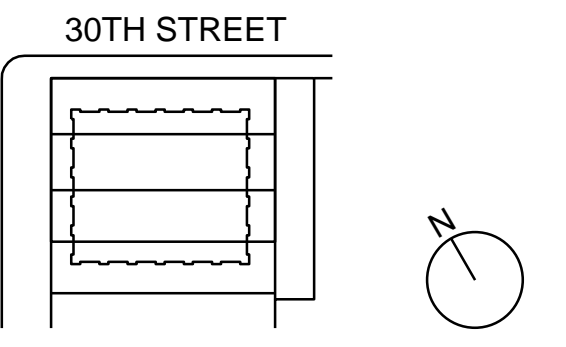
LIGHTING CONSULTANT:
ONE LUX STUDIO
158 WEST 29TH STREET, 10TH FLOOR
NEW YORK, NY 10001
TEL: 212 201 5790

SPECIFICATIONS CONSULTANT:
ROBERT SCHWARTZ & ASSOCIATES
589 EIGHTH AVENUE, 17TH FLOOR
NEW YORK, NY 10018
TEL: 212 691 3248

ENERGY MODELING CONSULTANT:
STEVEN WINTER ASSOCIATES, INC.
307 SEVENTH AVENUE, SUITE 1701
NEW YORK, NY 10001
TEL: 212 564 5800

INTERIOR DESIGN CONSULTANT:
BEERS INTERIORS
156 5TH AVENUE, PENTHOUSE 2
NEW YORK, NY 10010
TEL: 212 352 2020

DATE	DESCRIPTION
02/24/17	DOB PAA
12/12/16	CONST. DOC.
10/31/16	95% CD SET
08/01/16	85% CD
06/15/16	ISSUED FOR BID
04/08/16	PROGRESS DD
04/08/16	DOB SUBMITTAL
01/18/16	FOUNDATION BID
12/18/15	SCHEMATIC DESIGN
04/15/15	DOB SUBMITTAL
ISSUE NO.	DATE
ISSUE NO.	DESCRIPTION



KEY PLAN AND NORTH SIGN
IF THIS DRAWING IS NOT 42" X 30" IT IS A REDUCED PRINT.
REFER TO GRAPHIC SCALE

PROJECT NUMBER: 6982.00
SCALE: NTS

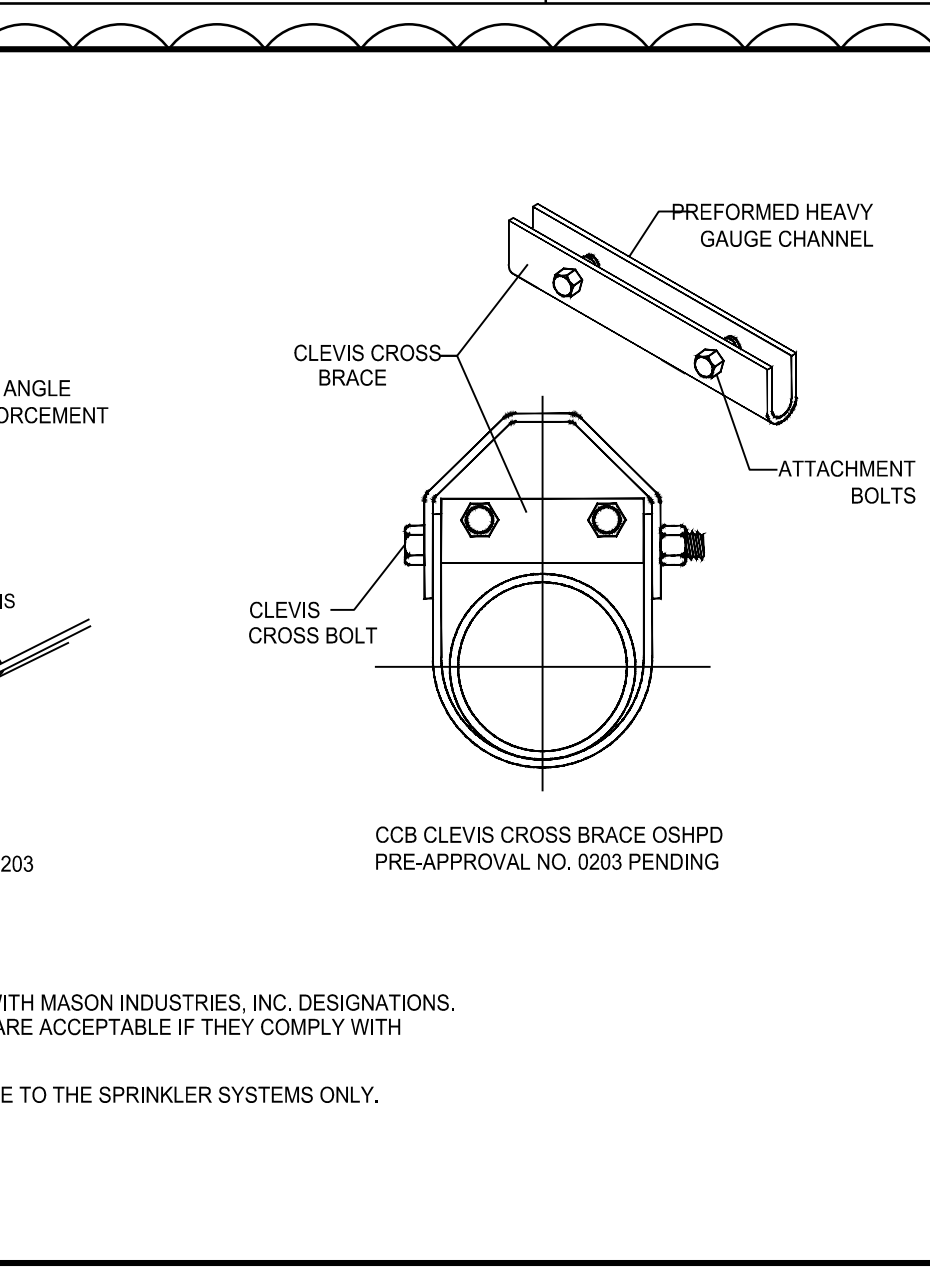
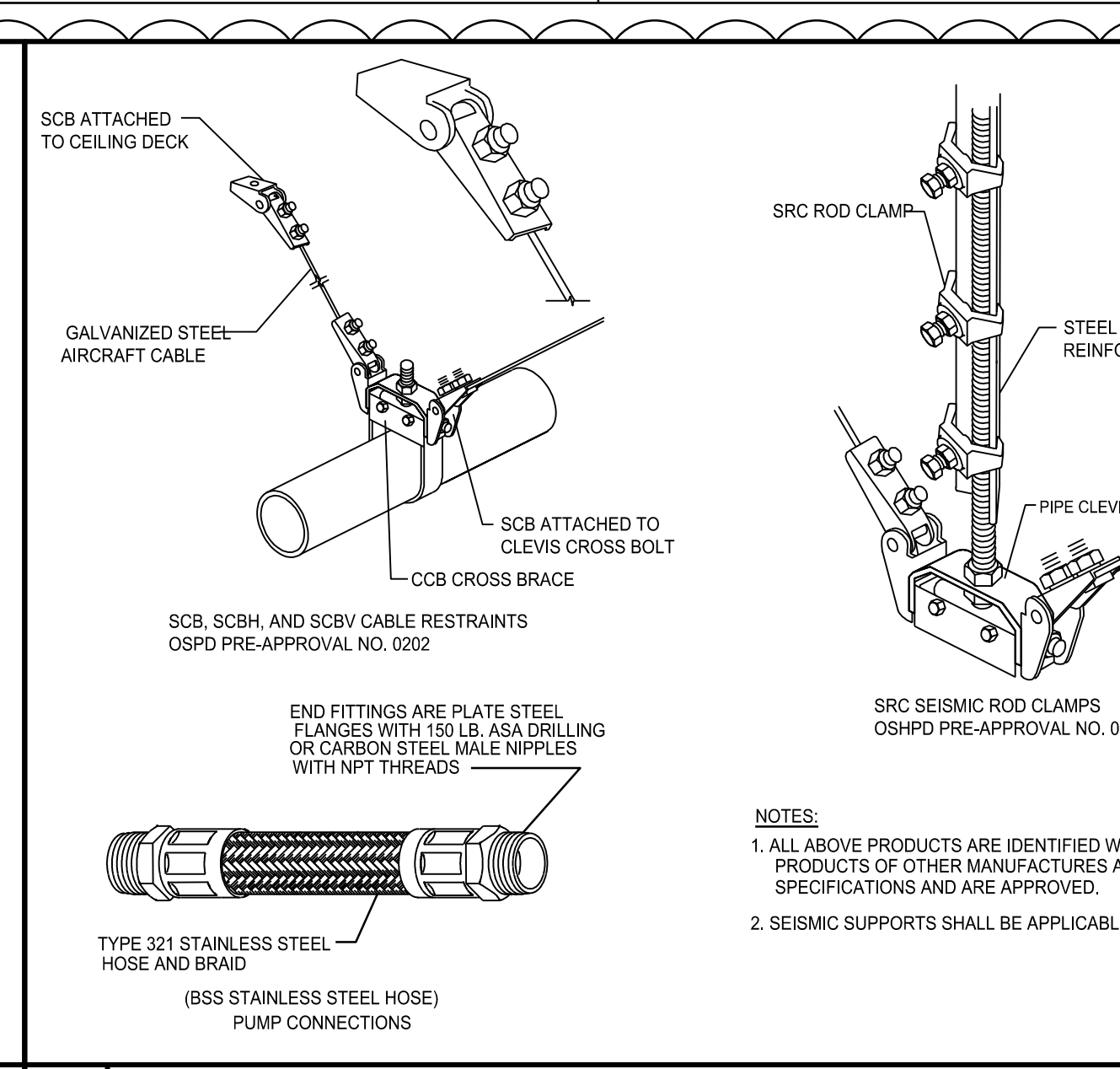
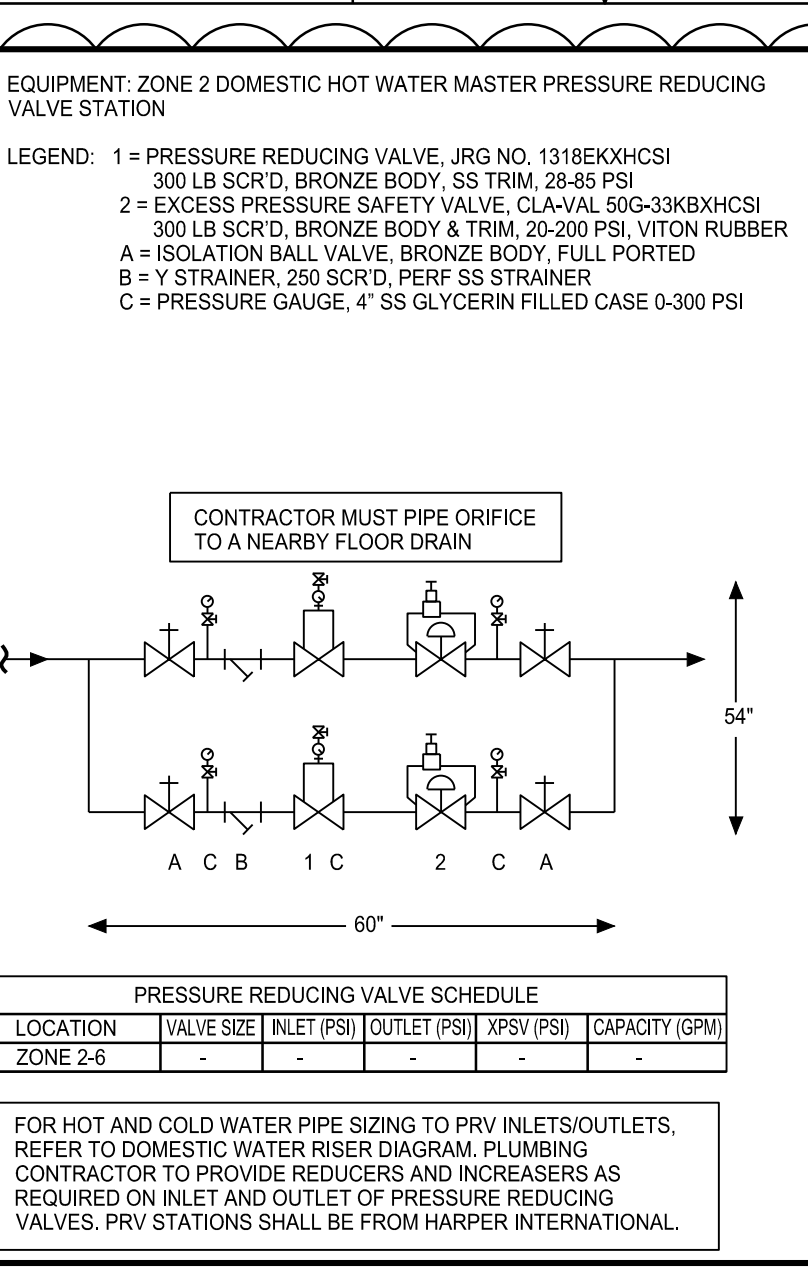
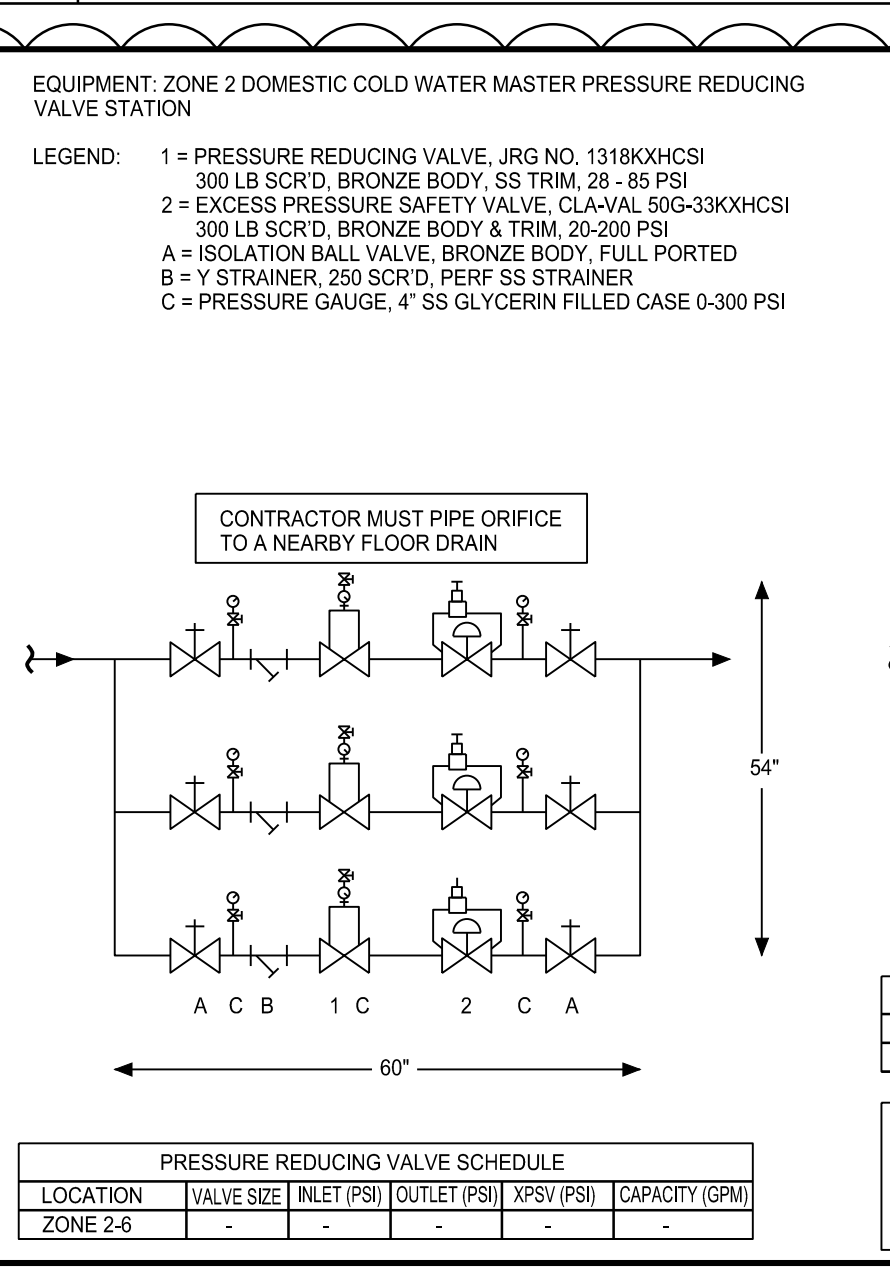
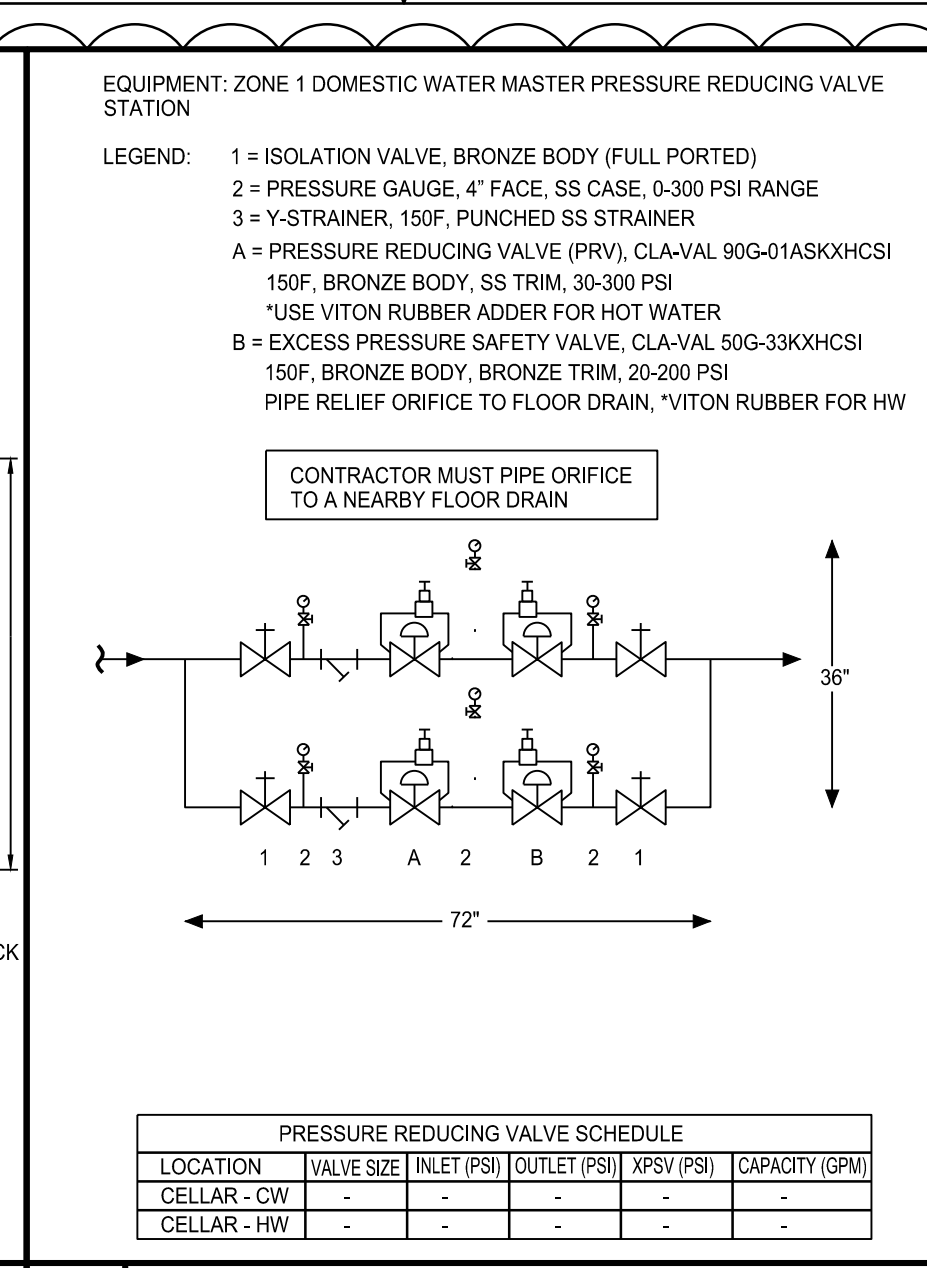
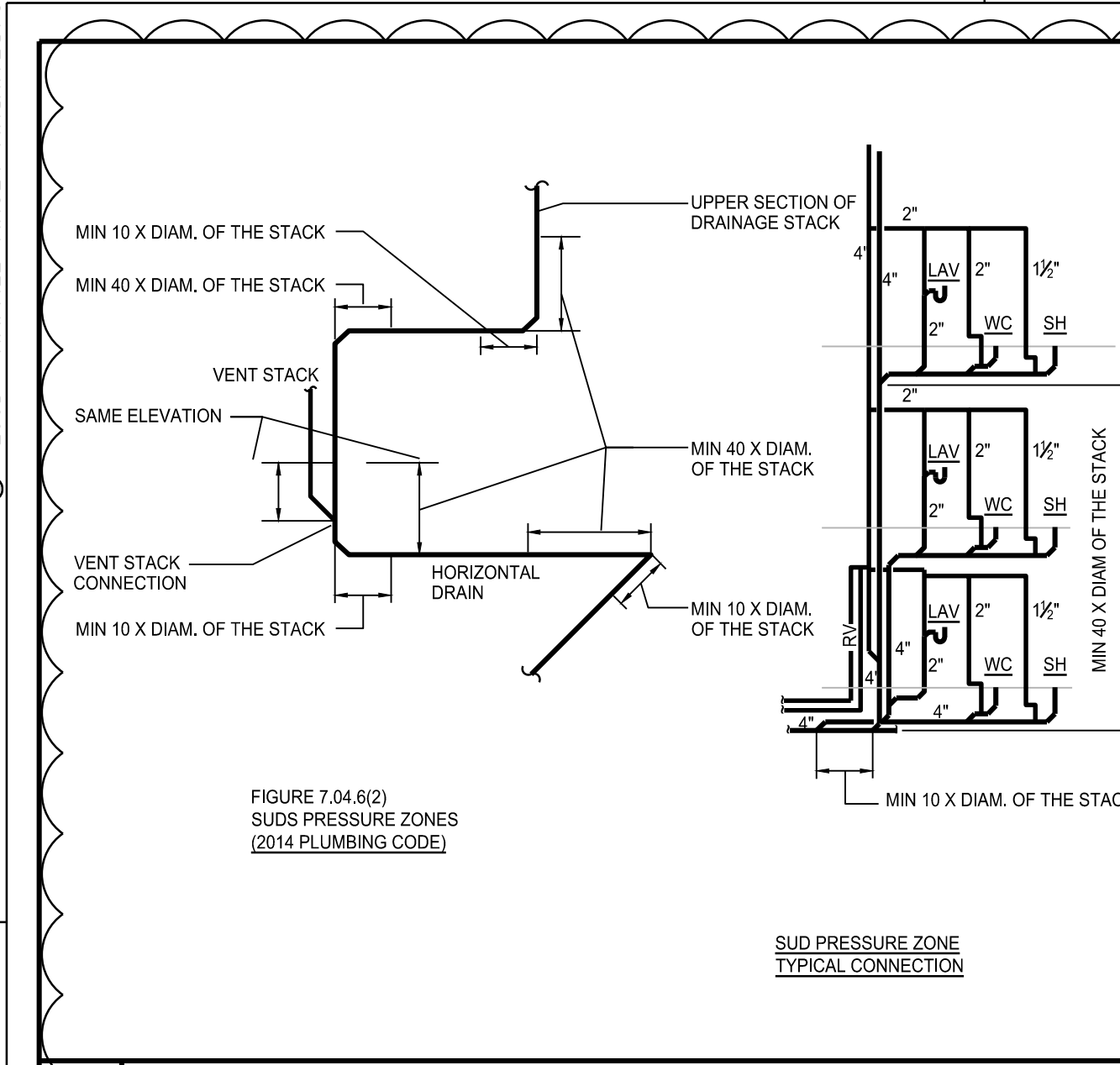


NEW YORK CITY BUILDING DEPARTMENT APPROVAL NOTE
THIS PLAN IS APPROVED ONLY FOR WORK INDICATED ON THE APPLICATION SPECIFICATION SHEET. ALL OTHER MATTERS SHOWN ARE NOT TO BE RELIED UPON, OR TO BE CONSIDERED AS EITHER BEING APPROVED OR IN ACCORDANCE WITH APPLICABLE CODES.

NEW YORK CITY ENERGY CONSERVATION CODE
TO THE BEST OF MY KNOWLEDGE, BELIEF AND PROFESSIONAL JUDGMENT, THESE PLANS AND SPECIFICATIONS ARE IN COMPLIANCE WITH THE NEW YORK CITY ENERGY CONSERVATION CODE.

SHEET TITLE:
P-501.01
SHEET NUMBER: 32 OF 47

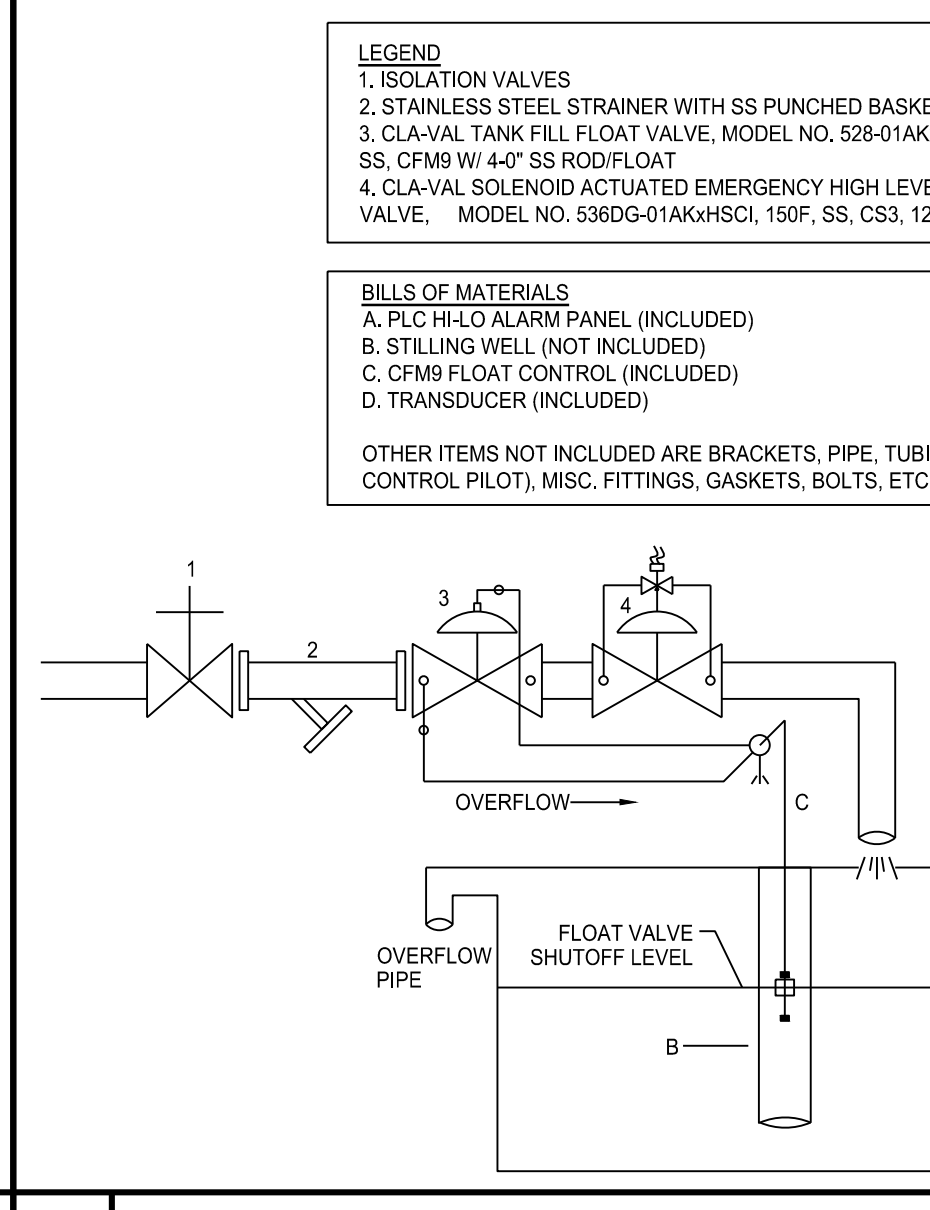
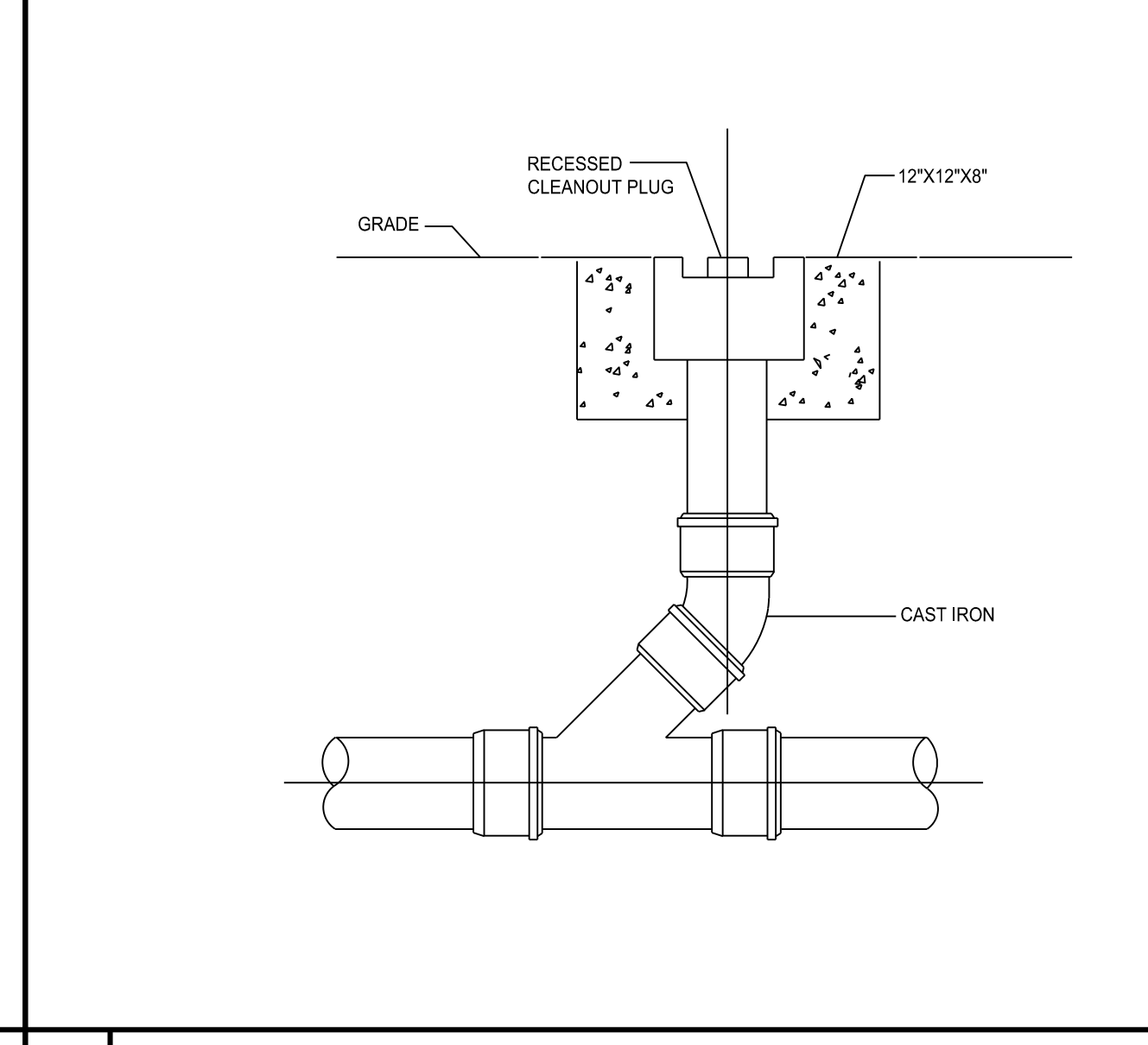
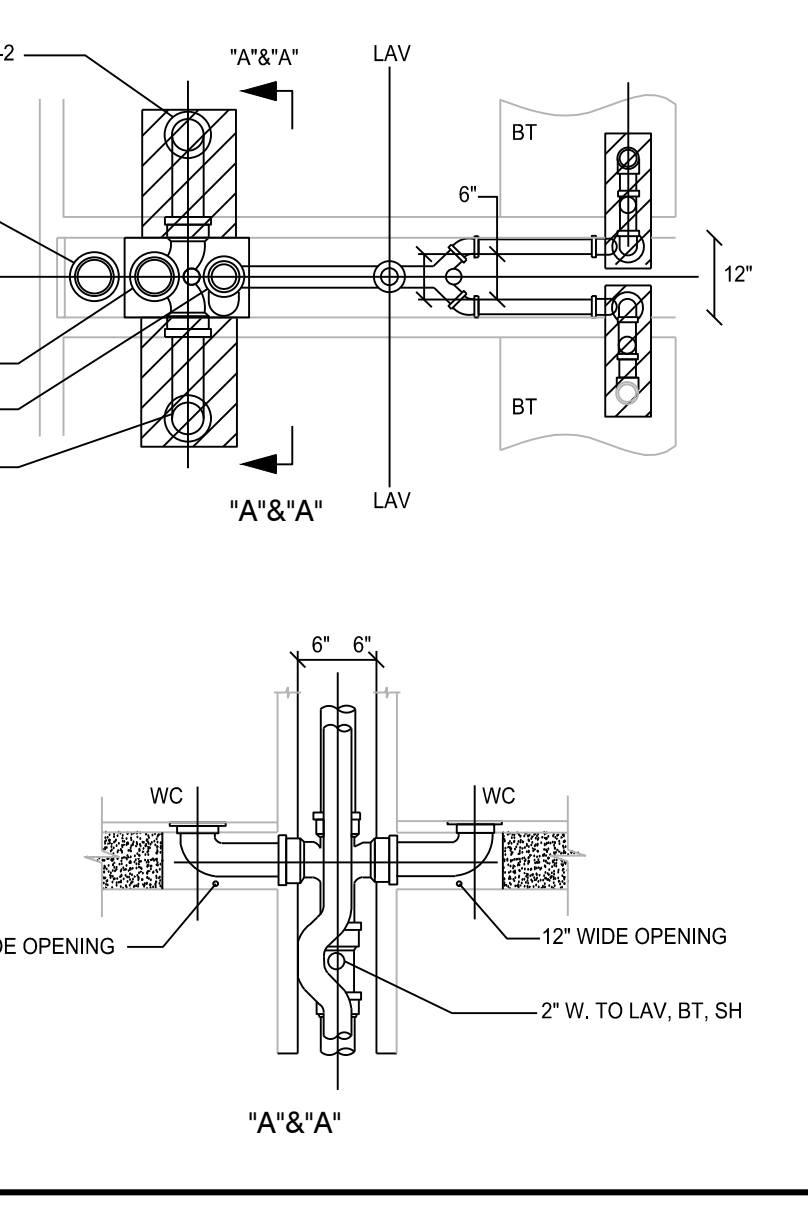
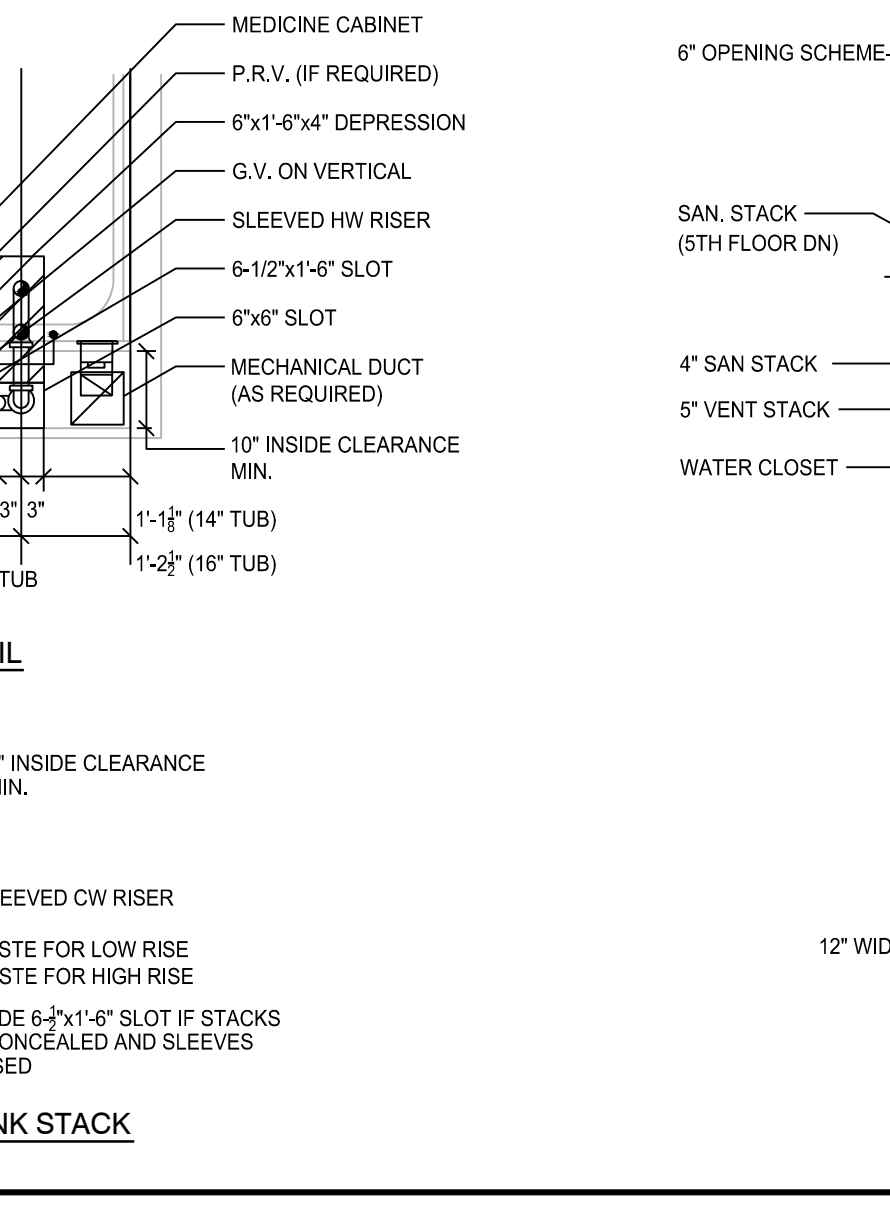
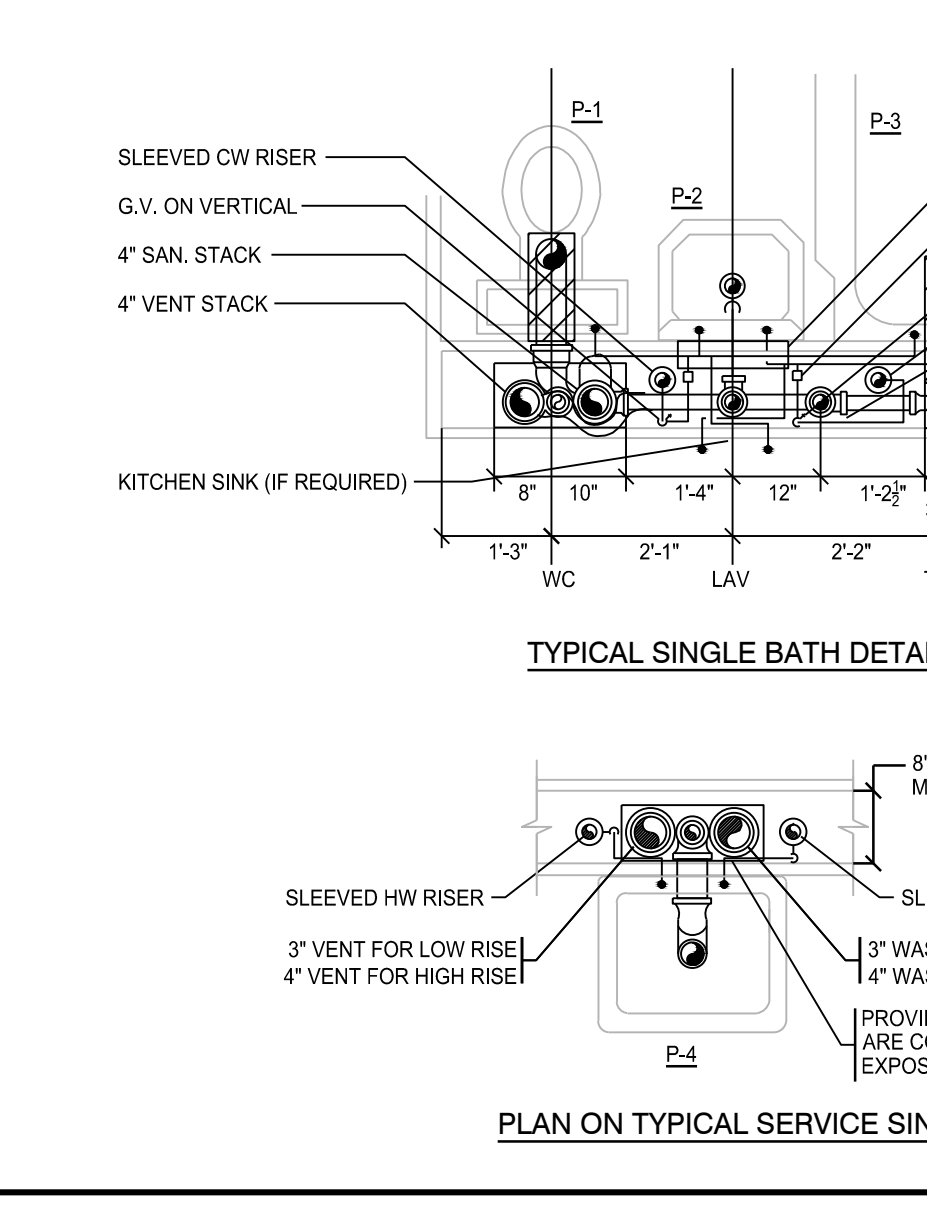
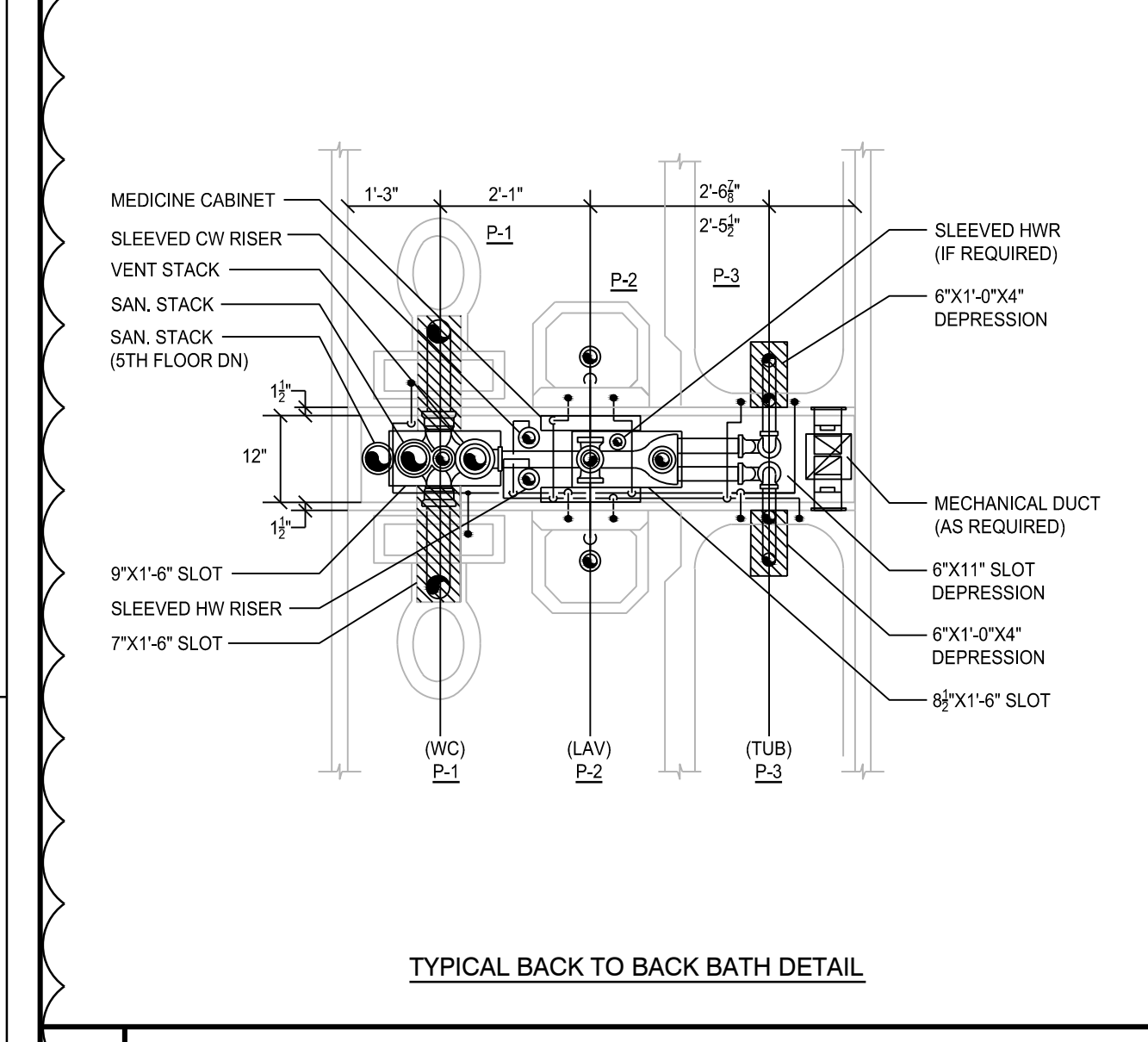
2003 RAFAEL WINDY ARCHITECTS



1 SUDS ZONE DETAILS

2 PRV DETAILS

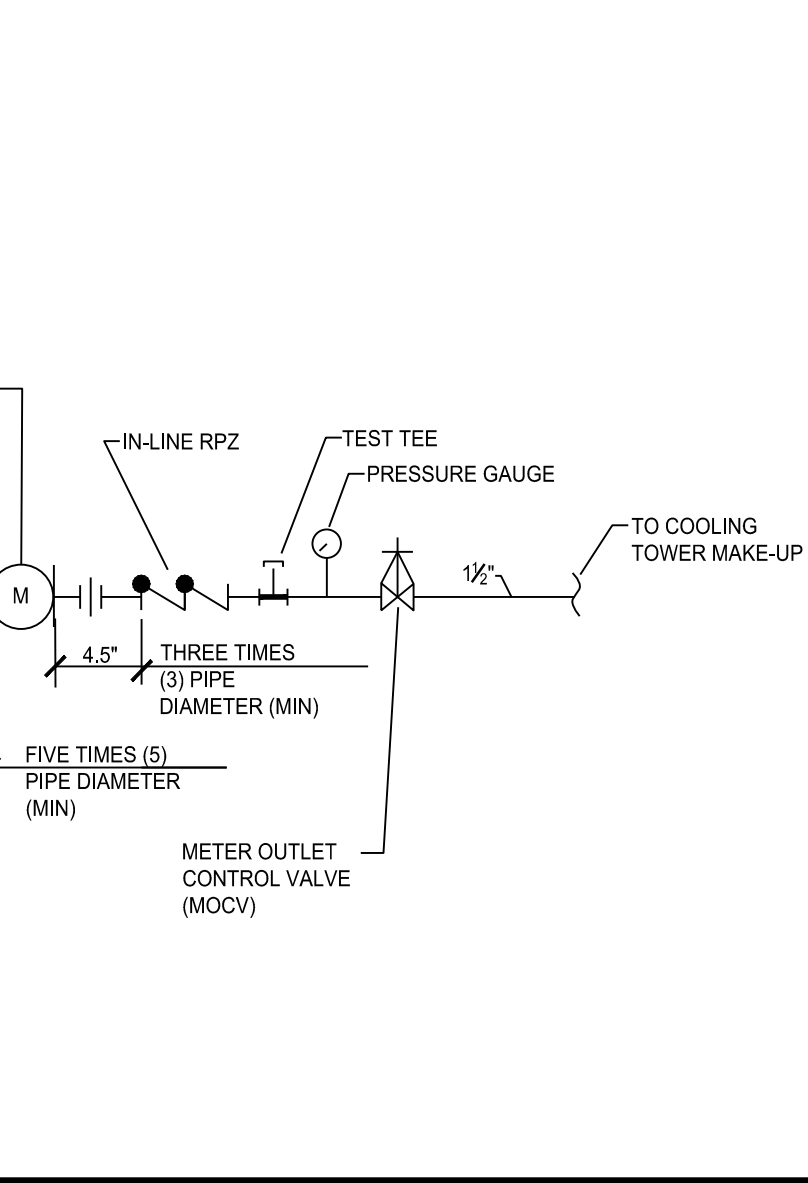
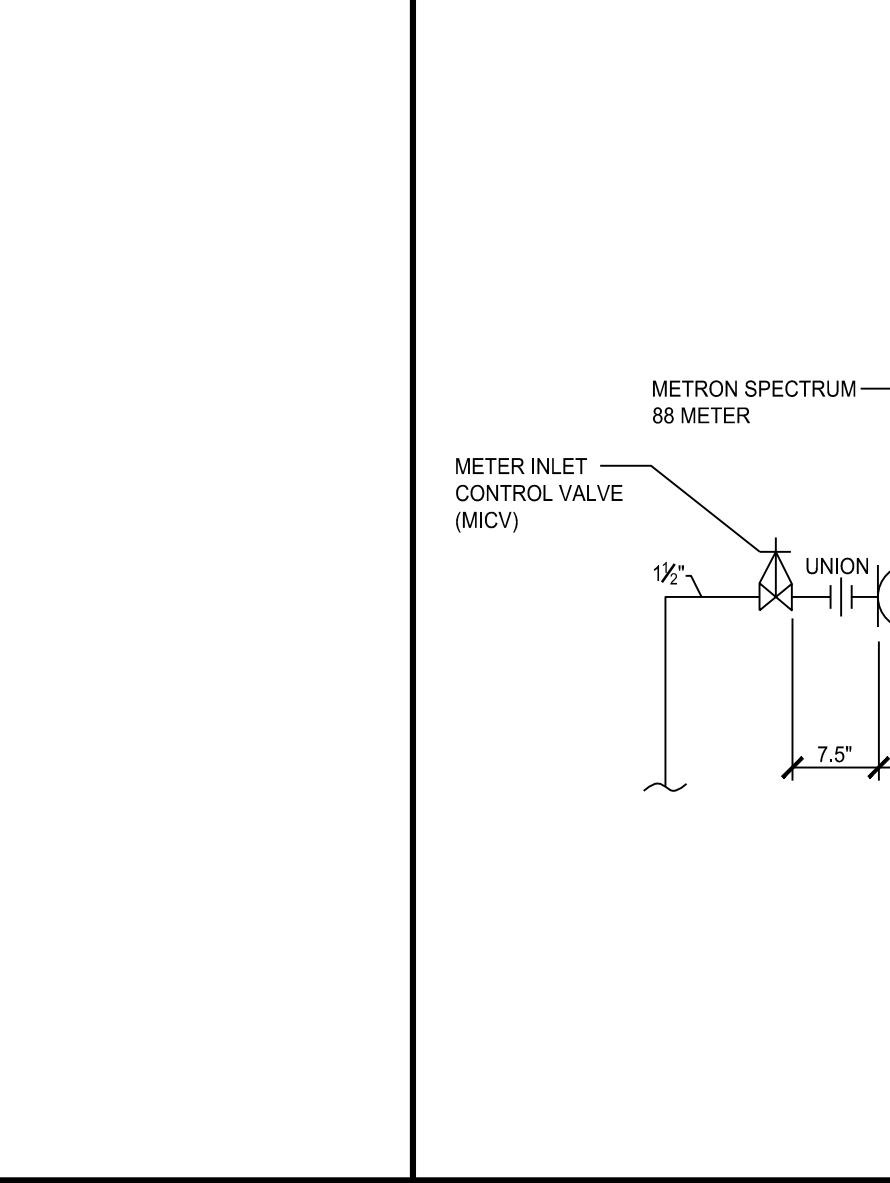
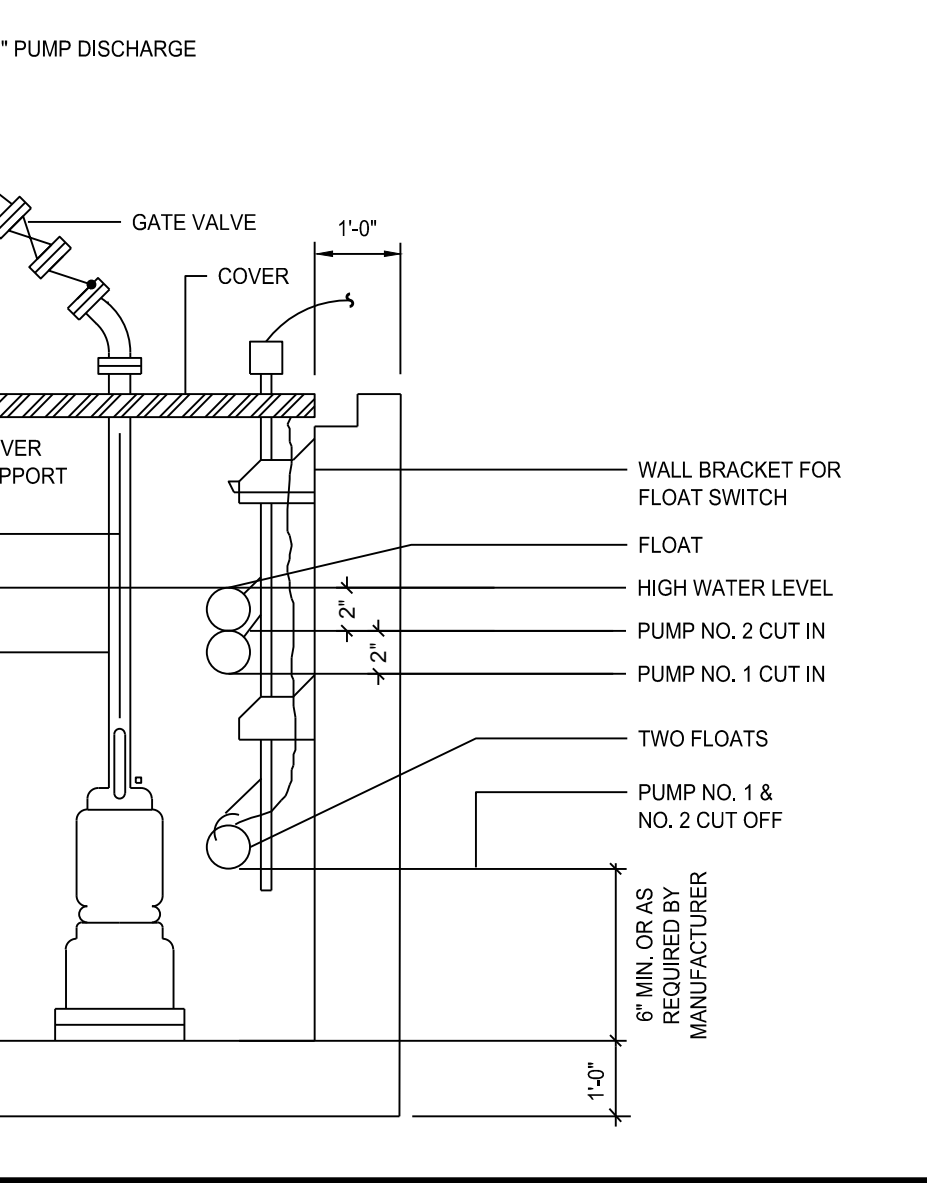
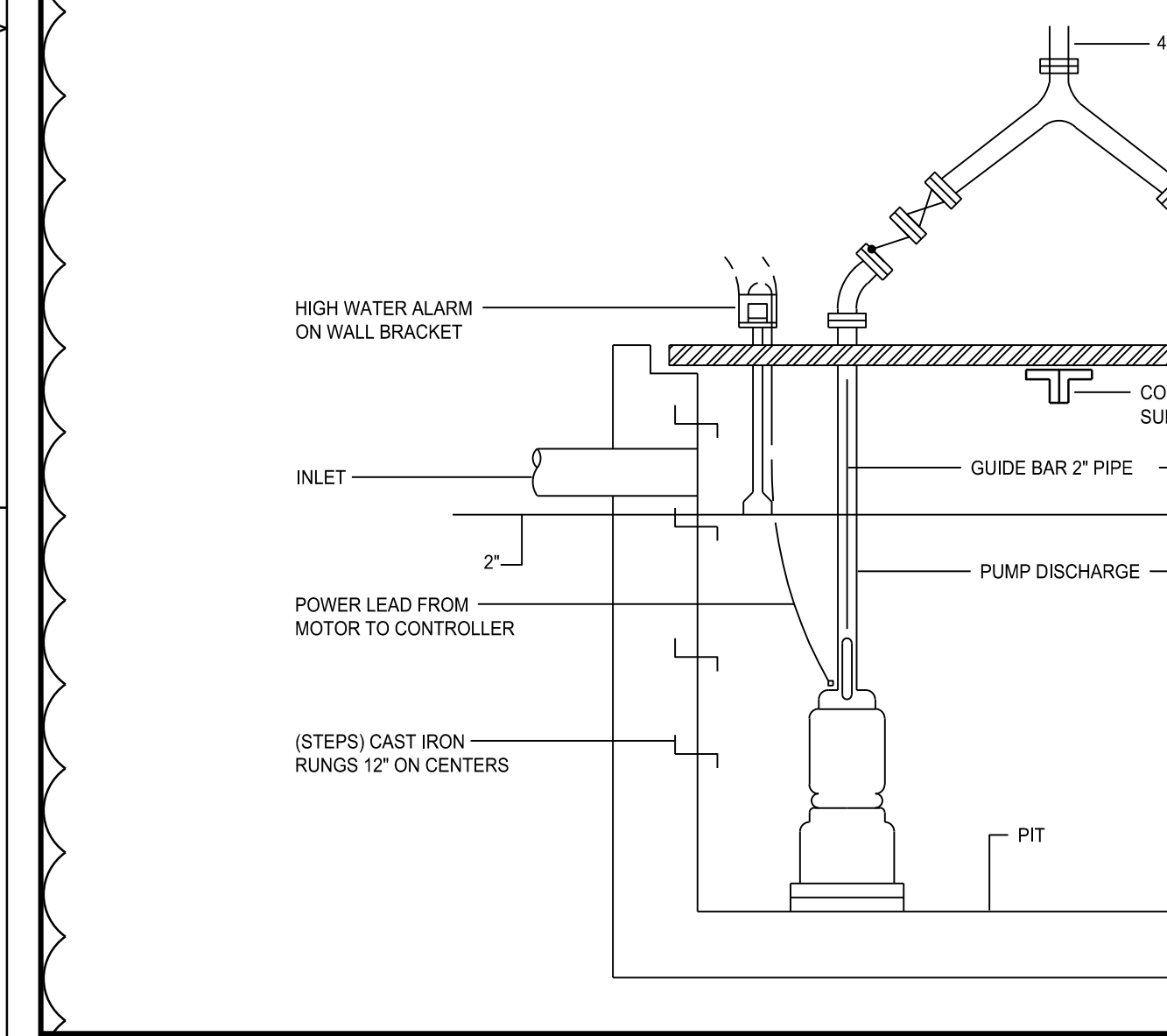
3 SEISMIC SUPPORT DETAILS



4 TYPICAL PLUMBING CHASE WALL DETAILS

5 CLEANOUT

6 RESERVE TANK COLD WATER FILL LINE

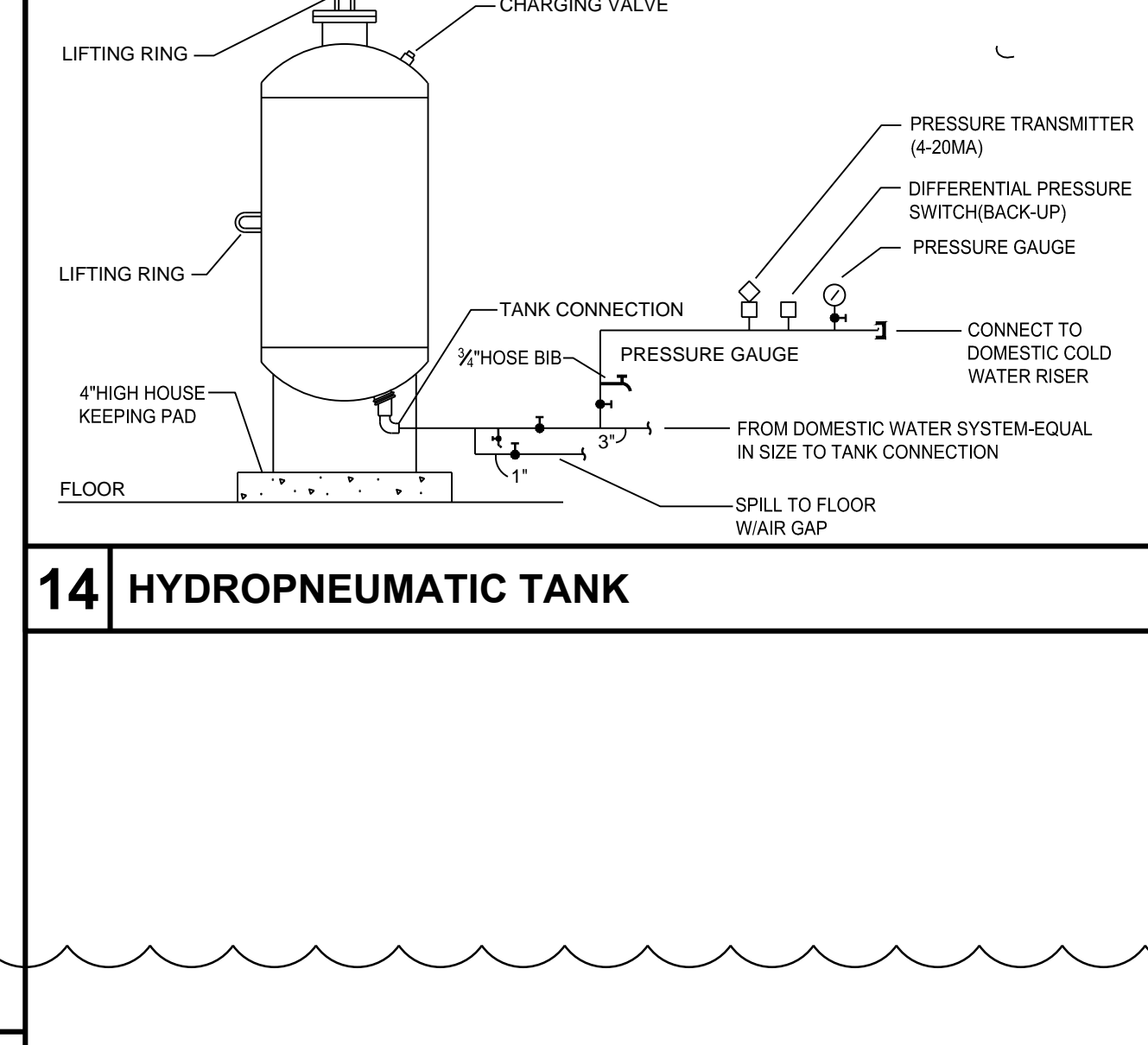
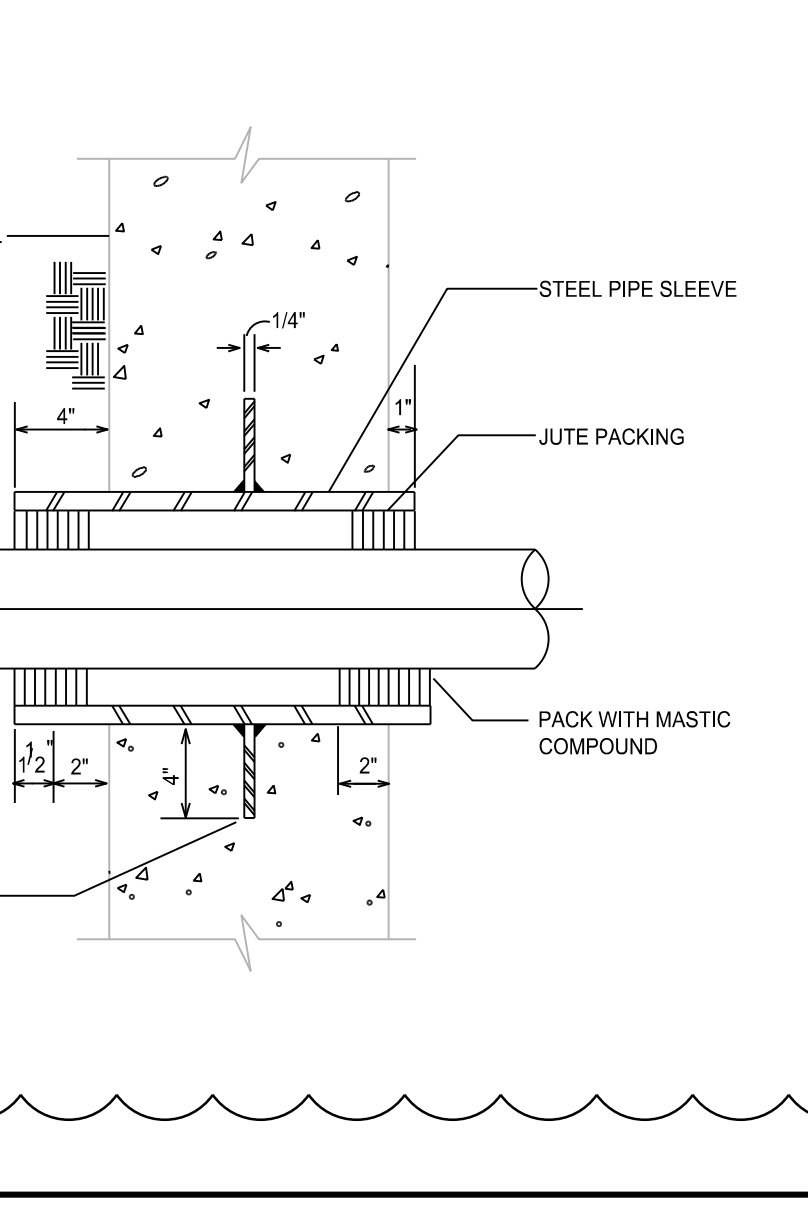
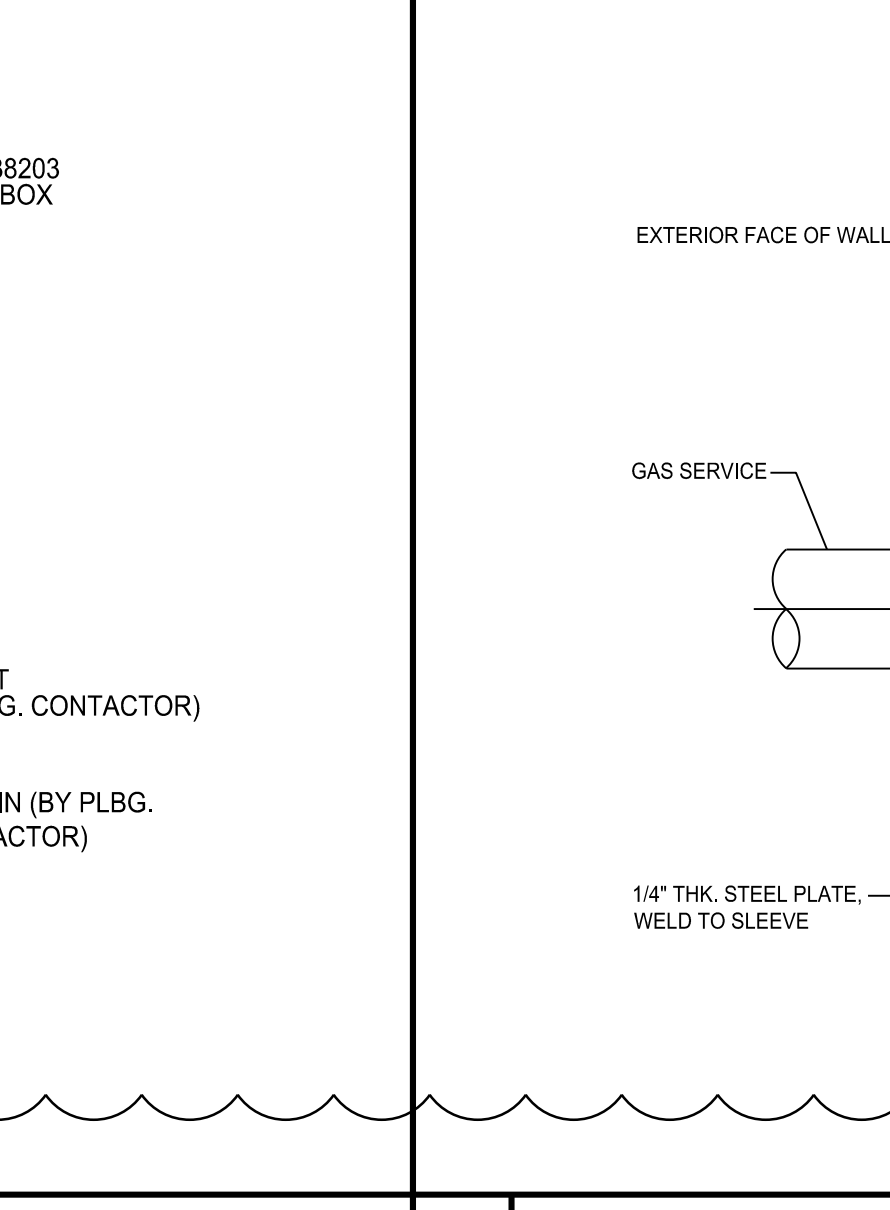
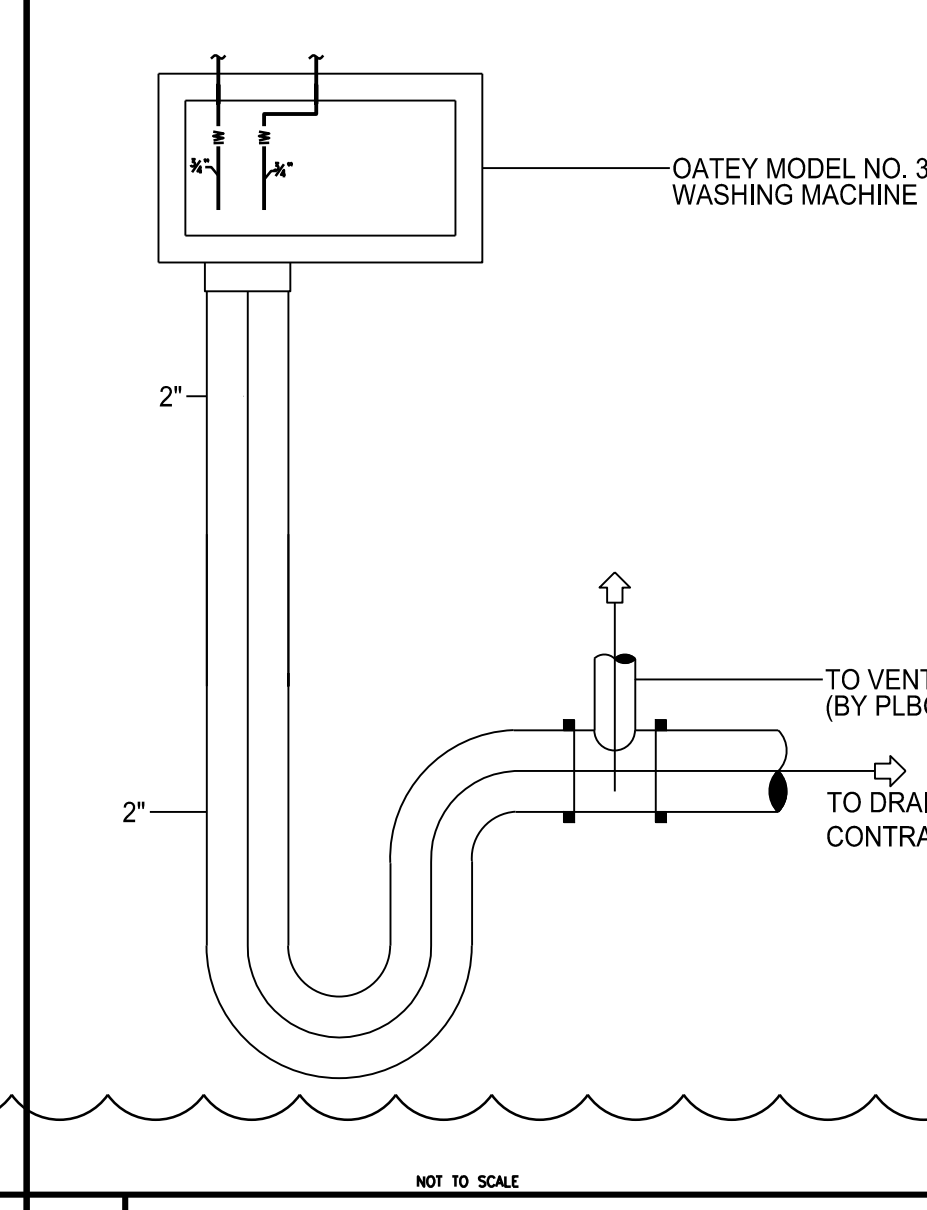
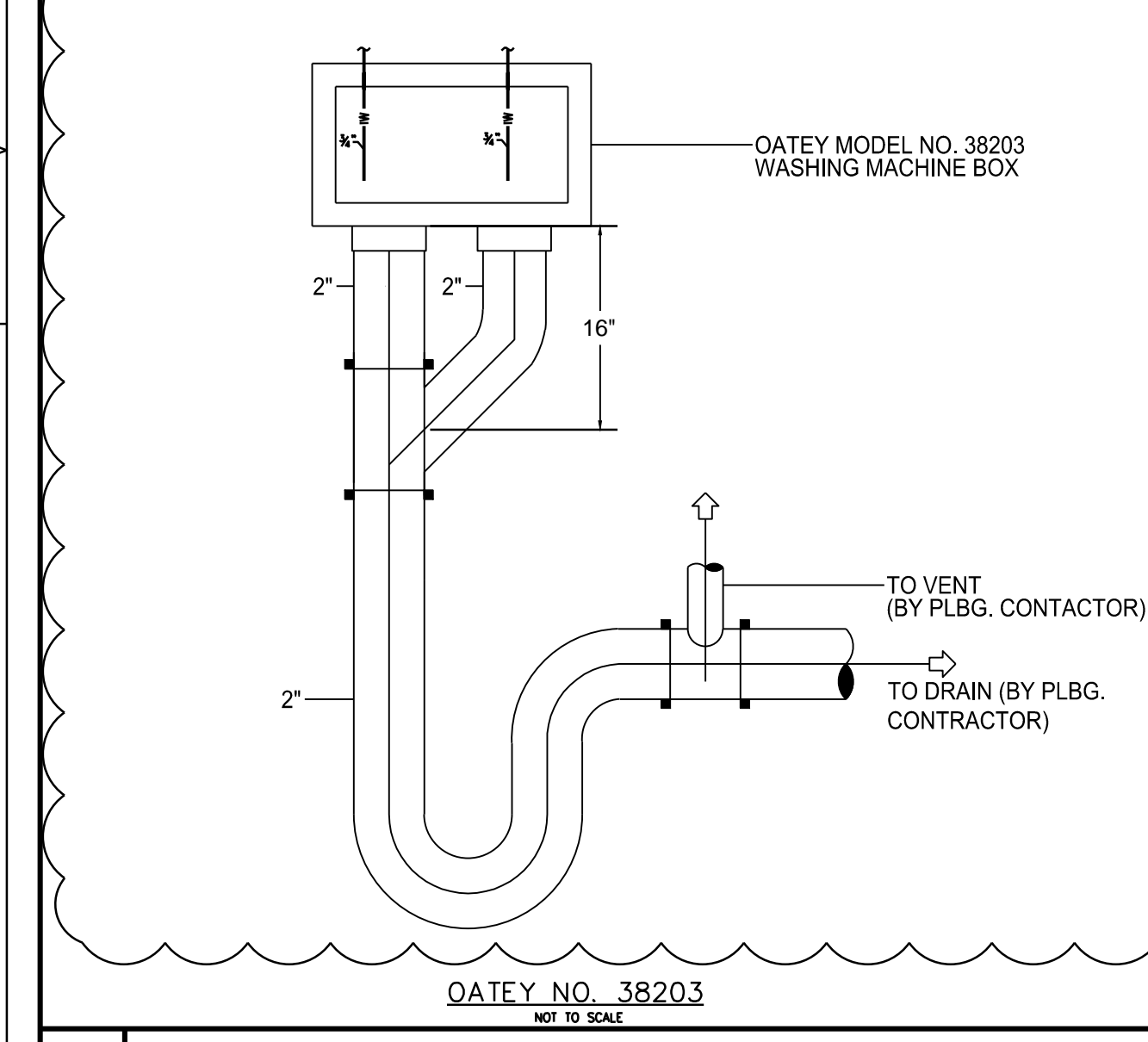


7 DUPLX SUBMERSIBLE SEWAGE EJECTOR PUMPS

8 COOLING TOWER MAKEUP

9 ELEVATOR SUMP PUMP DETAIL

10 TYPICAL FLOOR DRAIN INSTALLATION DETAIL



11 INSTALLATION OF WASHING MACHINE BOX

12 INSTALLATION OF WASHING MACHINE BOX WITH A SINGLE WASTE OUTLET

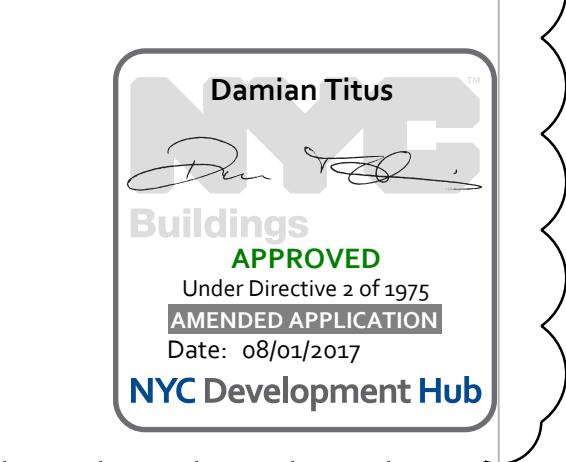
13 DETAIL OF GAS SERVICE SLEEVE

14 HYDROPNEUMATIC TANK

15 NO-HUB PIPE BRACING FOR HORIZONTAL PIPING

NEW YORK CITY BUILDING DEPARTMENT APPROVAL NOTE
 THIS PLAN IS APPROVED ONLY FOR WORK INDICATED ON THE APPLICATION SPECIFICATION SHEET. ALL OTHER MATTERS SHOWN ARE NOT TO BE RELIED UPON, OR TO BE CONSIDERED AS EITHER BEING APPROVED OR IN ACCORDANCE WITH APPLICABLE CODES.

NEW YORK CITY ENERGY CONSERVATION CODE
 TO THE BEST OF MY KNOWLEDGE, BELIEF AND PROFESSIONAL JUDGMENT, THESE PLANS AND SPECIFICATIONS ARE IN COMPLIANCE WITH THE NEW YORK CITY ENERGY CONSERVATION CODE.



APPROVED
 Under Directive 3 of 1975
 DATE OF EXPIRATION:
 Date: 08/01/2017
 NYC Development Hub

281 Fifth Avenue NEW YORK, NY

OWNER:
VICTOR NOMAD LLC

CONSTRUCTION MANAGER:
LEND LEASE
200 PARK AVENUE, 9TH FLOOR
NEW YORK, NY 10166
TEL: 212 592 6700

ARCHITECT:
RAFAEL VINOLY ARCHITECTS PC
50 VANDAM STREET
NEW YORK, NY 10013
TEL: 212 924 5060 FAX: 212 924 5858

STRUCTURAL ENGINEER:
WSP PARSONS BRINCKERHOFF
ONE PENN PLAZA, 4TH FLOOR
NEW YORK, NY 10119
TEL: 212 687 9888

MEP/FIT ENGINEER:
MGE ENGINEERING D.P.C.
116 WEST 32ND STREET, 12TH FLOOR
NEW YORK, NY 10001
TEL: 212 643 9055

GEOTECH CIVIL ENGINEER:
LANGAN ENGINEERING
300 KIMBALL DRIVE, 4TH FLOOR
PARSIPPANY, NJ, 07054
TEL: 973 560 4900

VERTICAL TRANSPORT CONSULTANT:
VAN DEUSEN & ASSOCIATES
120 EAGLE ROCK AVENUE, SUITE 310
EAST HAVEN, NJ, 07436
TEL: 973 994 9220

ENCLOSURE CONSULTANT:
VIDARIS, INC.
360 PARK AVENUE SOUTH, 15TH FLOOR
NEW YORK, NY 10010
TEL: 212 689 5389

FACADE MAINTENANCE CONSULTANT:
ENTEK ENGINEERING LLC
166 AMES STREET
HACKENSACK, NJ, 07601
TEL: 201 820 2801

ACOUSTICAL CONSULTANT:
CERAMI & ASSOCIATES
404 FIFTH AVENUE
NEW YORK, NY 10018
TEL: 212 616 4179

LIGHTING CONSULTANT:
ONE LUX STUDIO
158 WEST 29TH STREET, 10TH FLOOR
NEW YORK, NY 10001
TEL: 212 201 5790

SPECIFICATIONS CONSULTANT:
ROBERT SCHWARTZ & ASSOCIATES
589 EIGHTH AVENUE, 17TH FLOOR
NEW YORK, NY 10018
TEL: 212 691 3248

ENERGY MODELING CONSULTANT:
STEVEN WINTER ASSOCIATES, INC.
307 SEVENTH AVENUE, SUITE 1701
NEW YORK, NY 10001
TEL: 212 564 5800

INTERIOR DESIGN CONSULTANT:
BEERS INTERIORS
156 5TH AVENUE, PENTHOUSE 2
NEW YORK, NY 10010
TEL: 212 352 2020

SEAL

02/24/17	DOB PAA
12/12/16	CONST. DOC.
10/31/16	95% CD SET
08/01/16	85% CD
06/15/16	ISSUED FOR BID
04/08/16	PROGRESS DD
04/08/16	DOB SUBMITTAL
01/18/16	FOUNDATION BID
12/18/15	SCHEMATIC DESIGN
04/15/15	DOB SUBMITTAL
ISSUE NO.	DATE
DESCRIPTION	

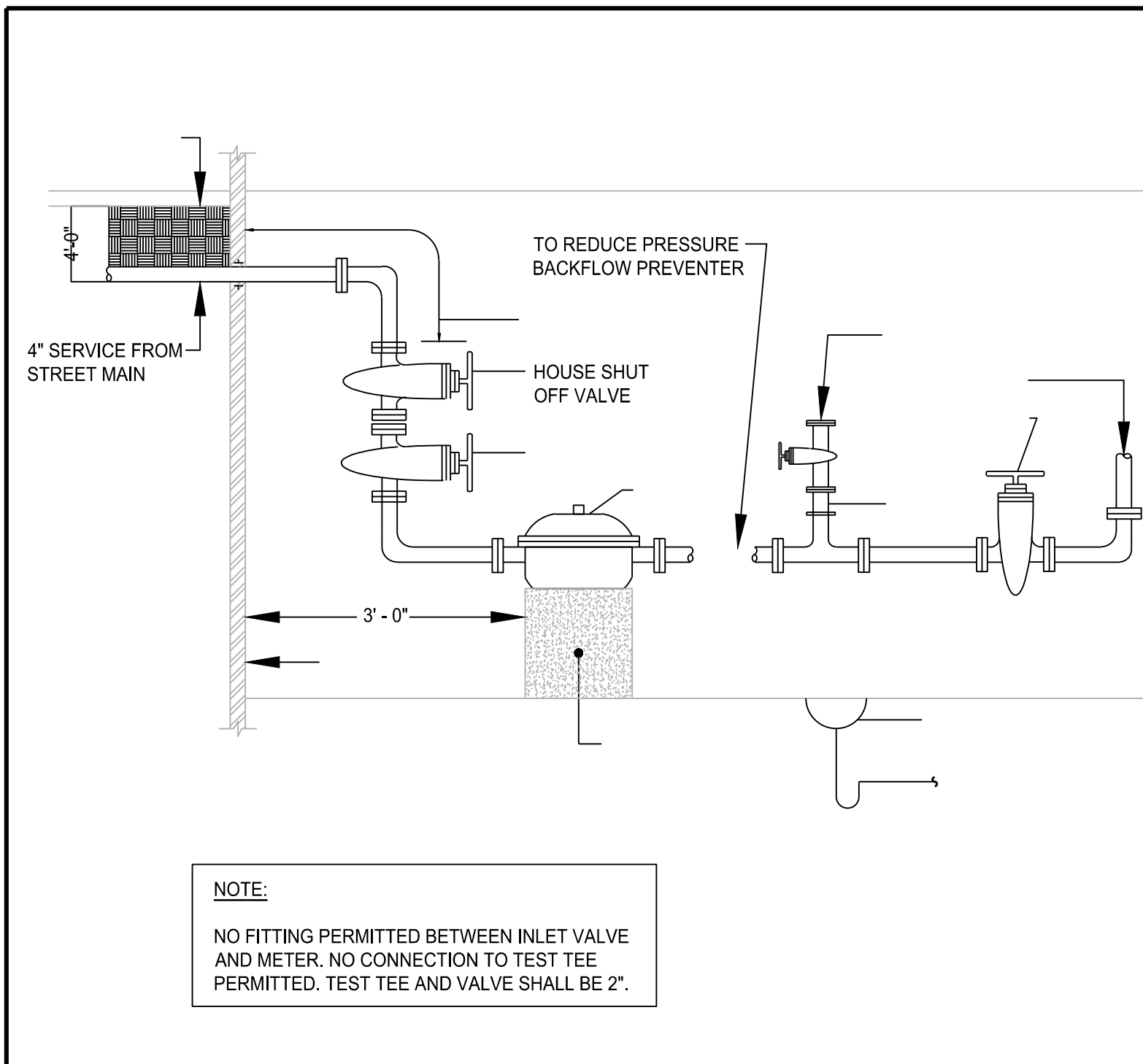
KEY PLAN AND NORTH SIGN
 IF THIS DRAWING IS NOT 42" X 30" IT IS A REDUCED PRINT.
 REFER TO GRAPHIC SCALE

PROJECT NUMBER: 6982.00
 SCALE: NTS

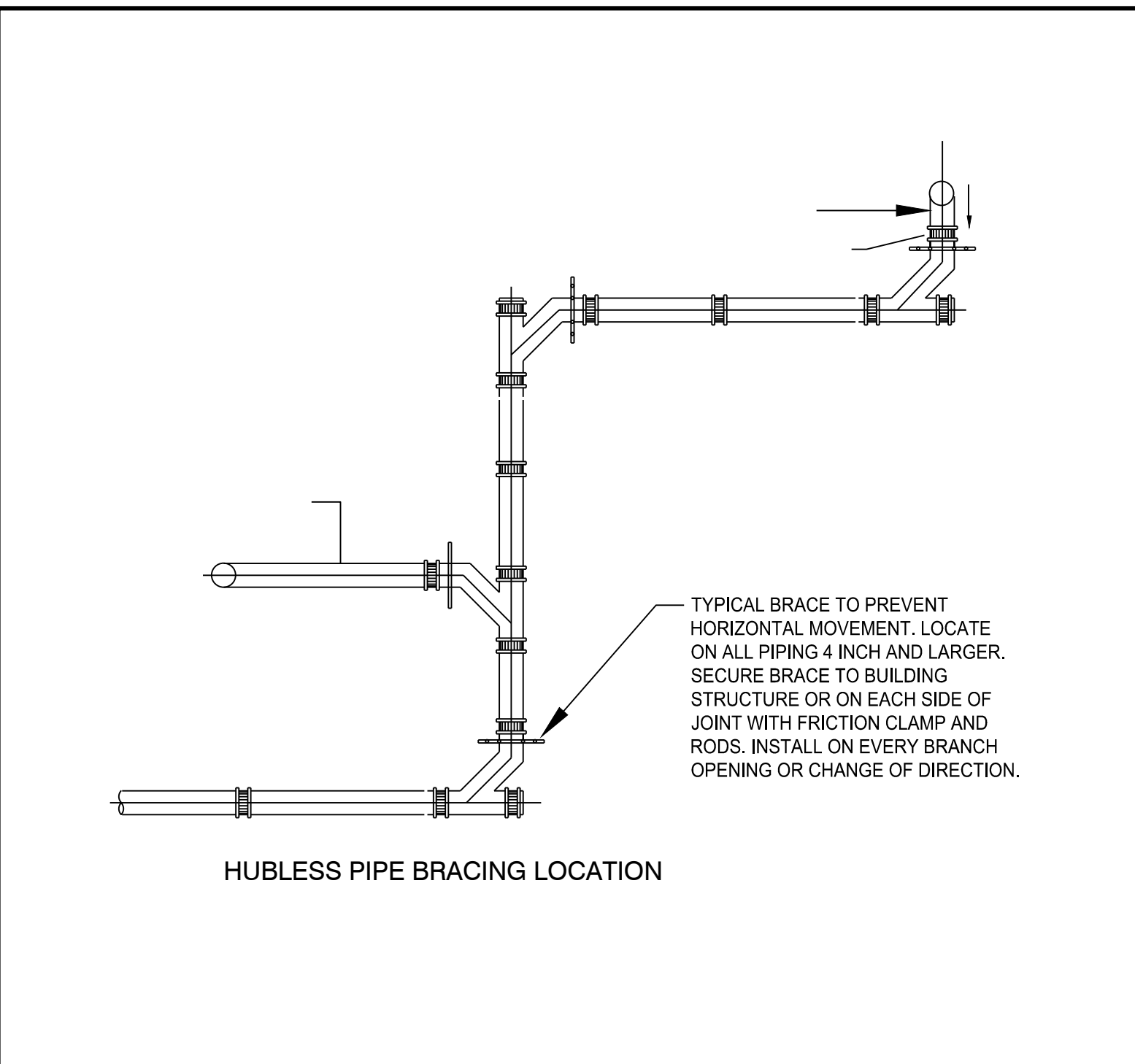
PLUMBING DETAILS

SHEET TITLE:
P-502.01
 SHEET NUMBER: 33 OF 47

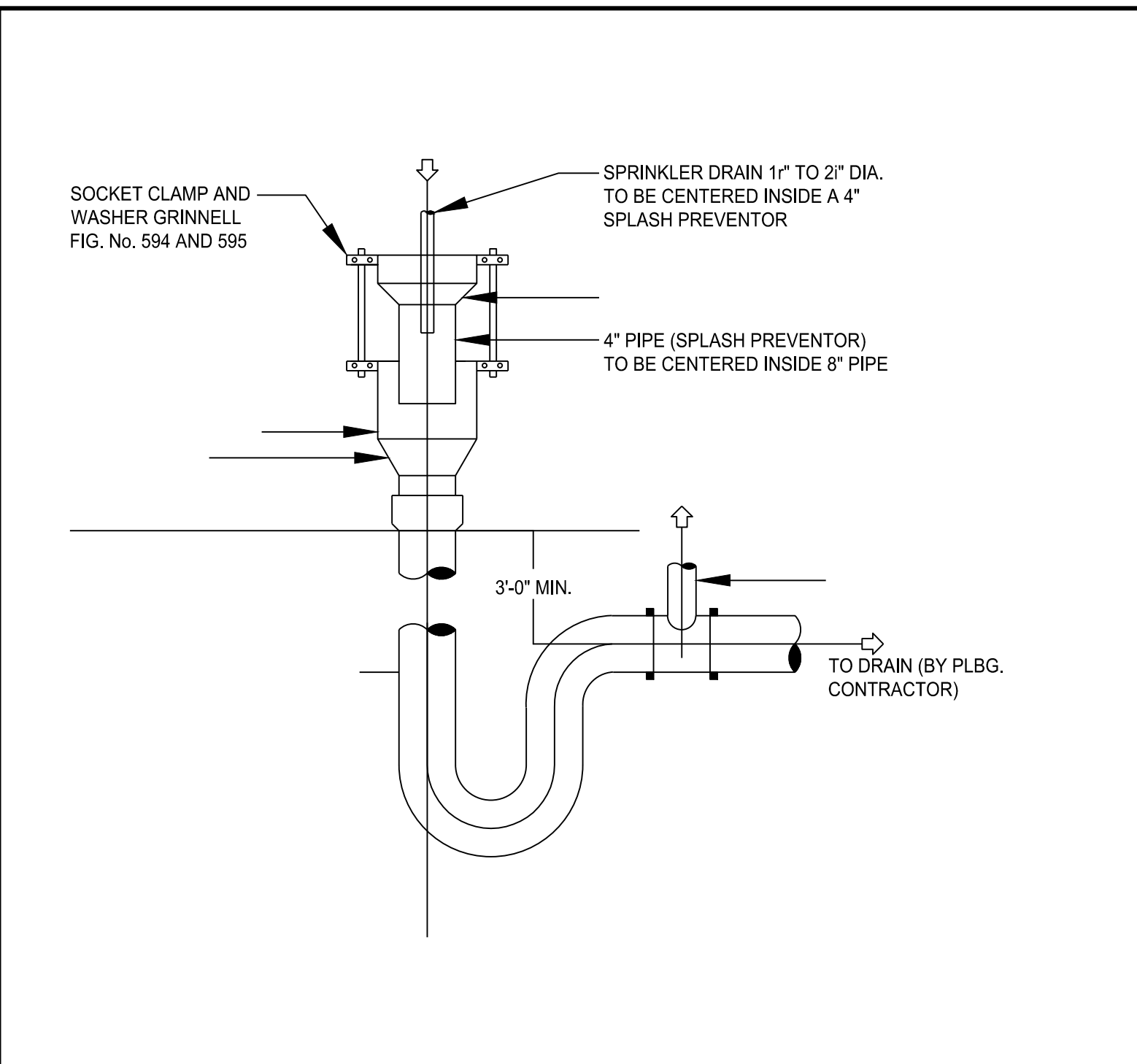
2003 RAFAEL VINDOY ARCHITECTS



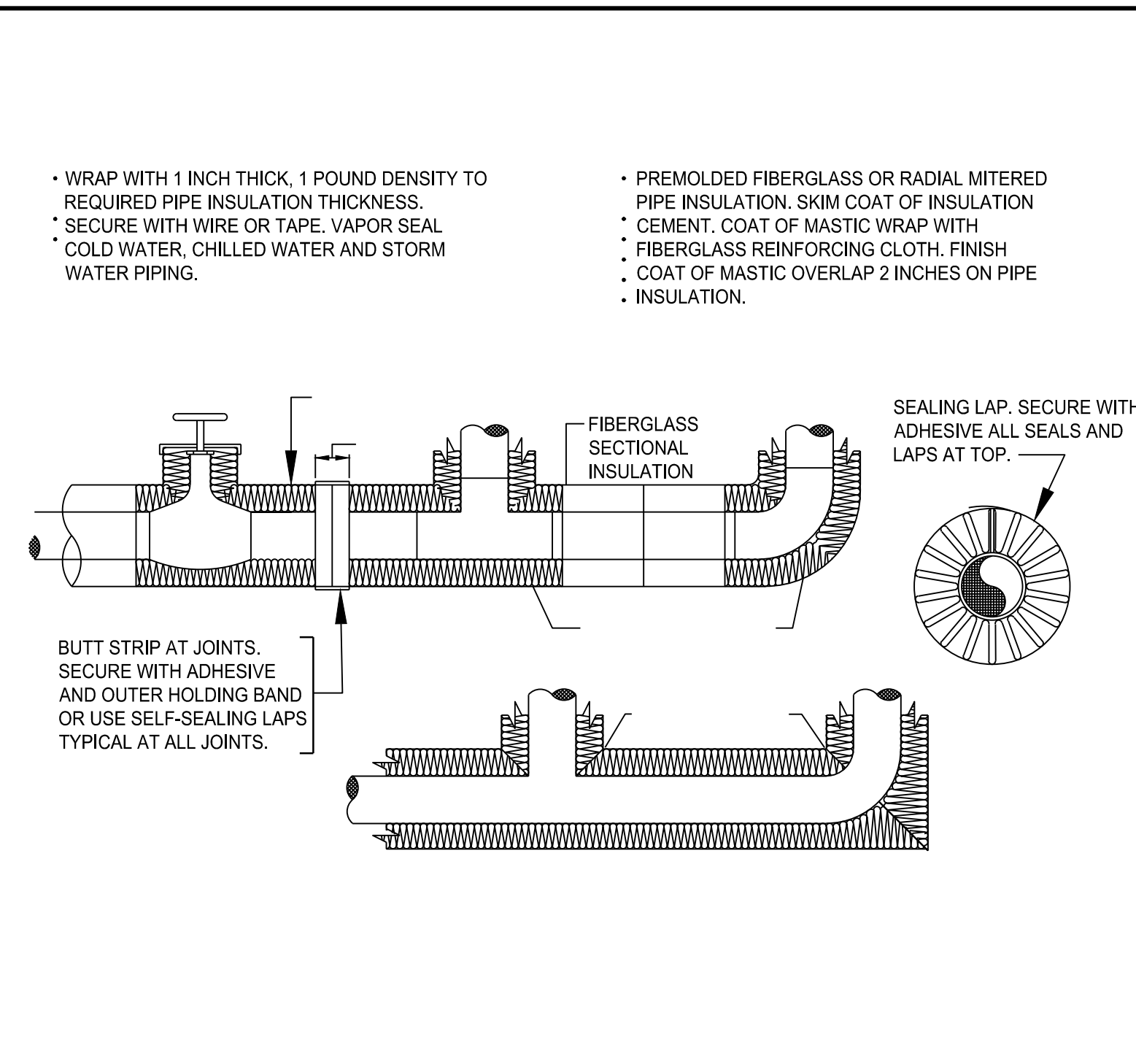
1 WATER METER INSTALLATION DETAIL



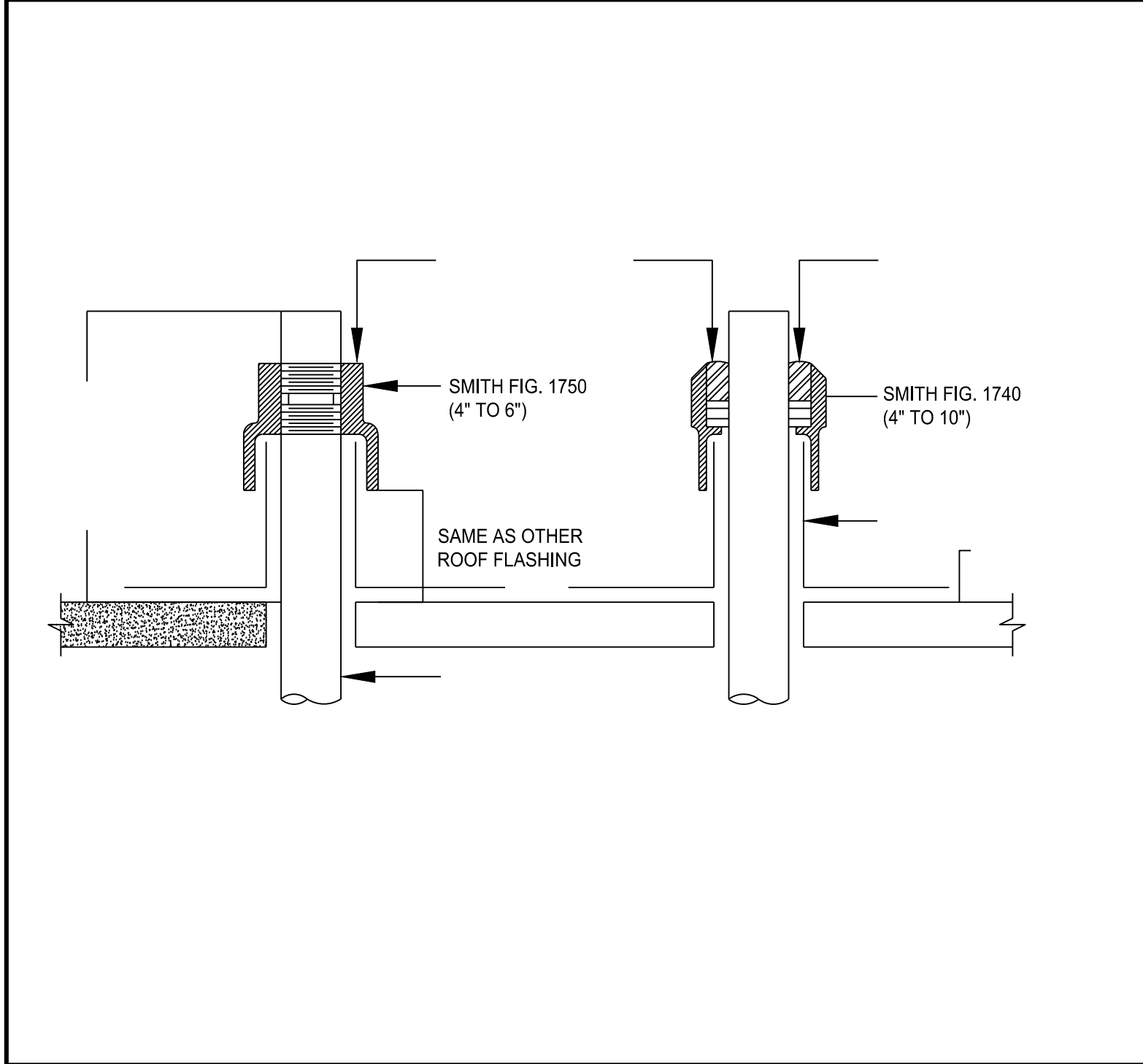
2 HUBLESS PIPE BRACING LOCATION



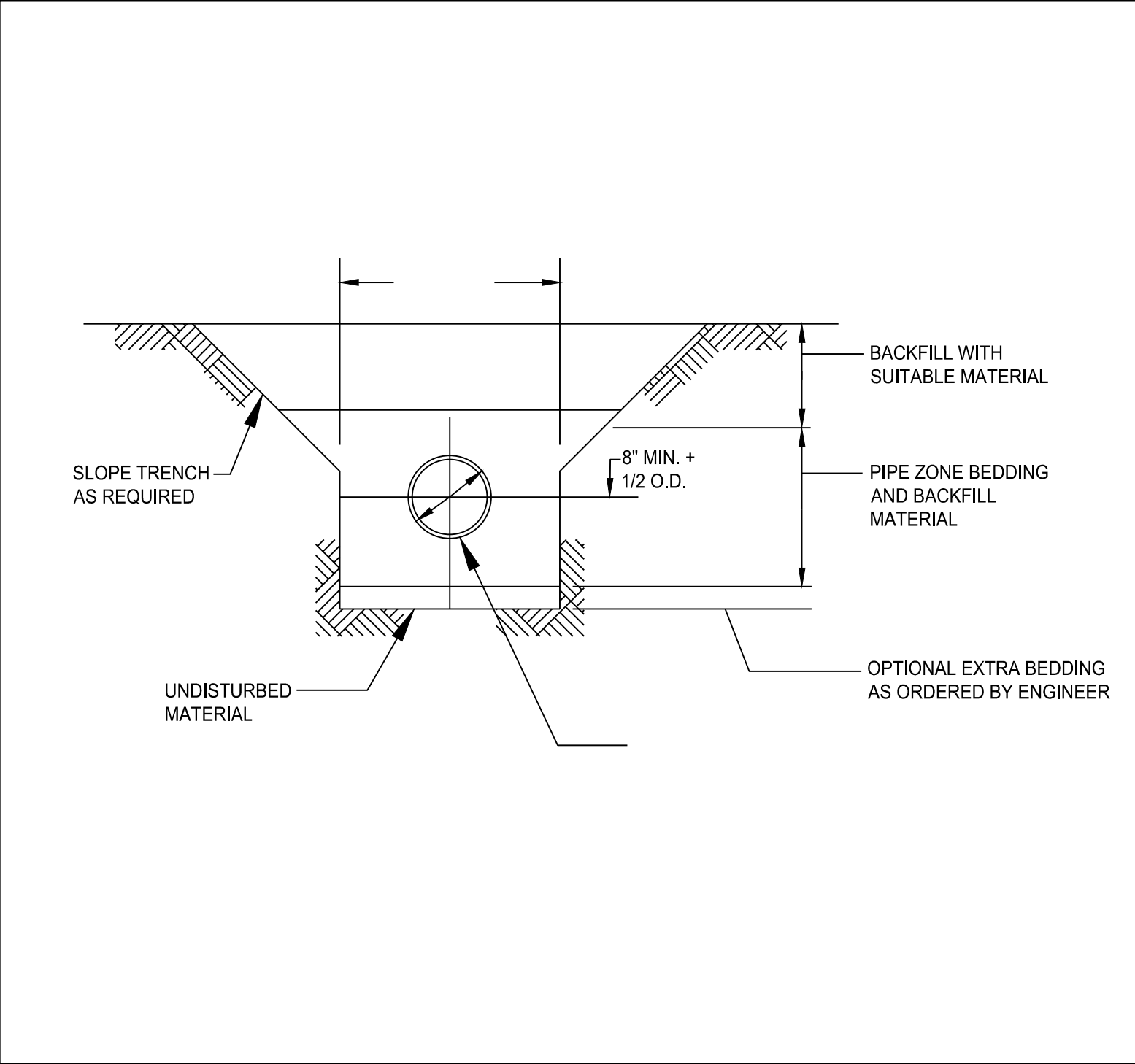
3 ANTI-SPLASH STANDPIPE DRAIN



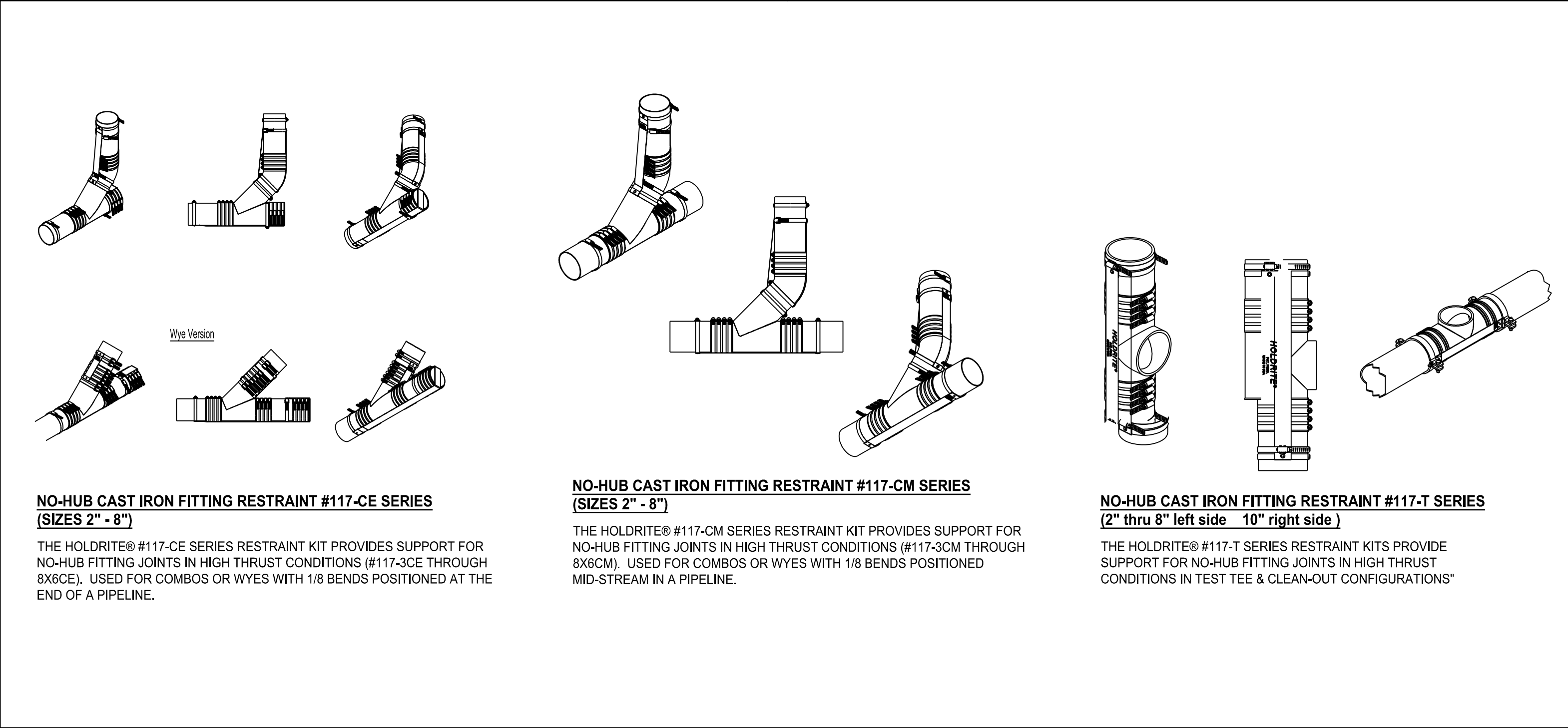
4 INSULATION OF PIPING, VALVES AND FITTINGS



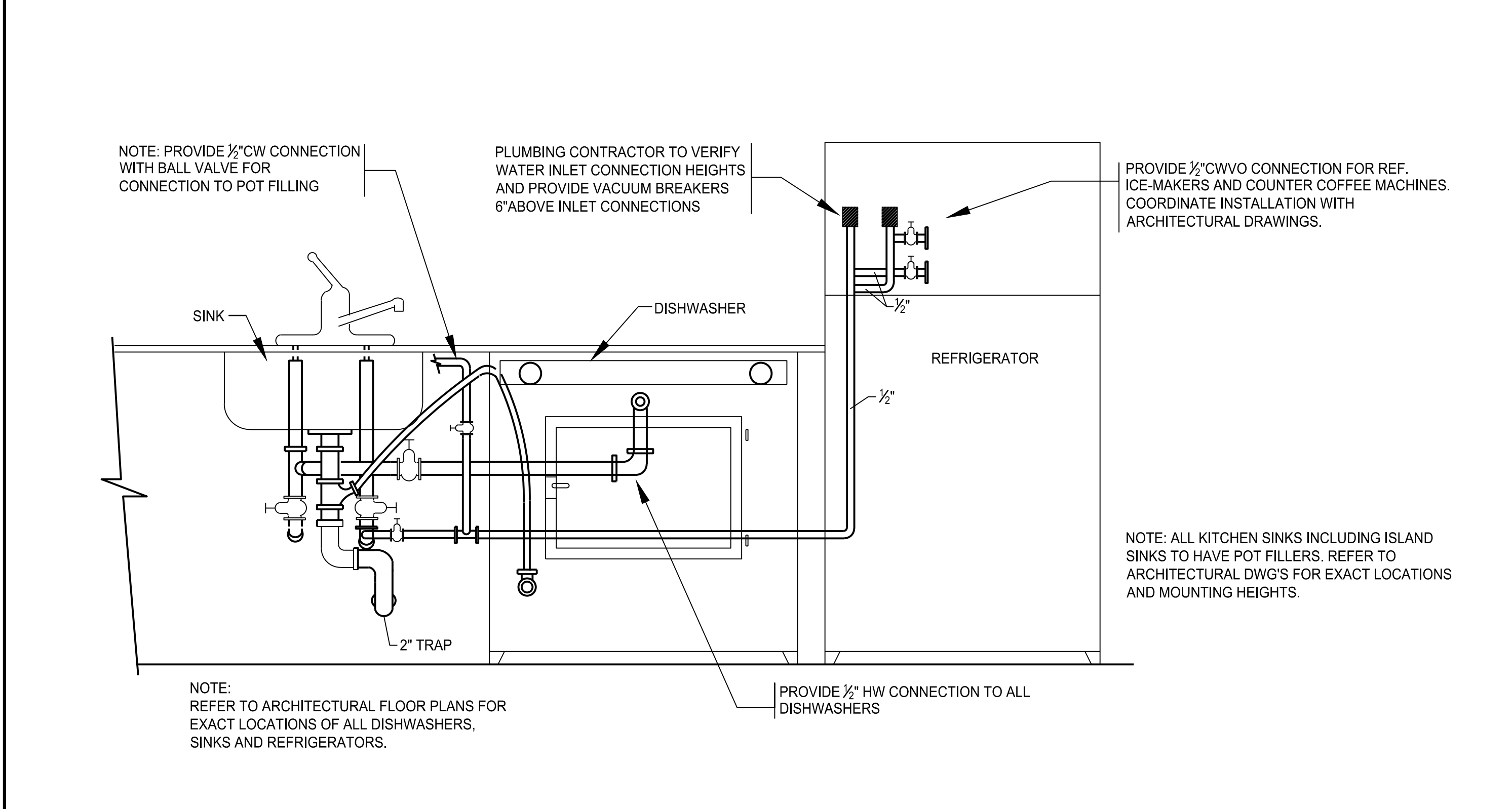
5 FLASHING FITTINGS FOR PIPES THROUGH ROOF DETAIL



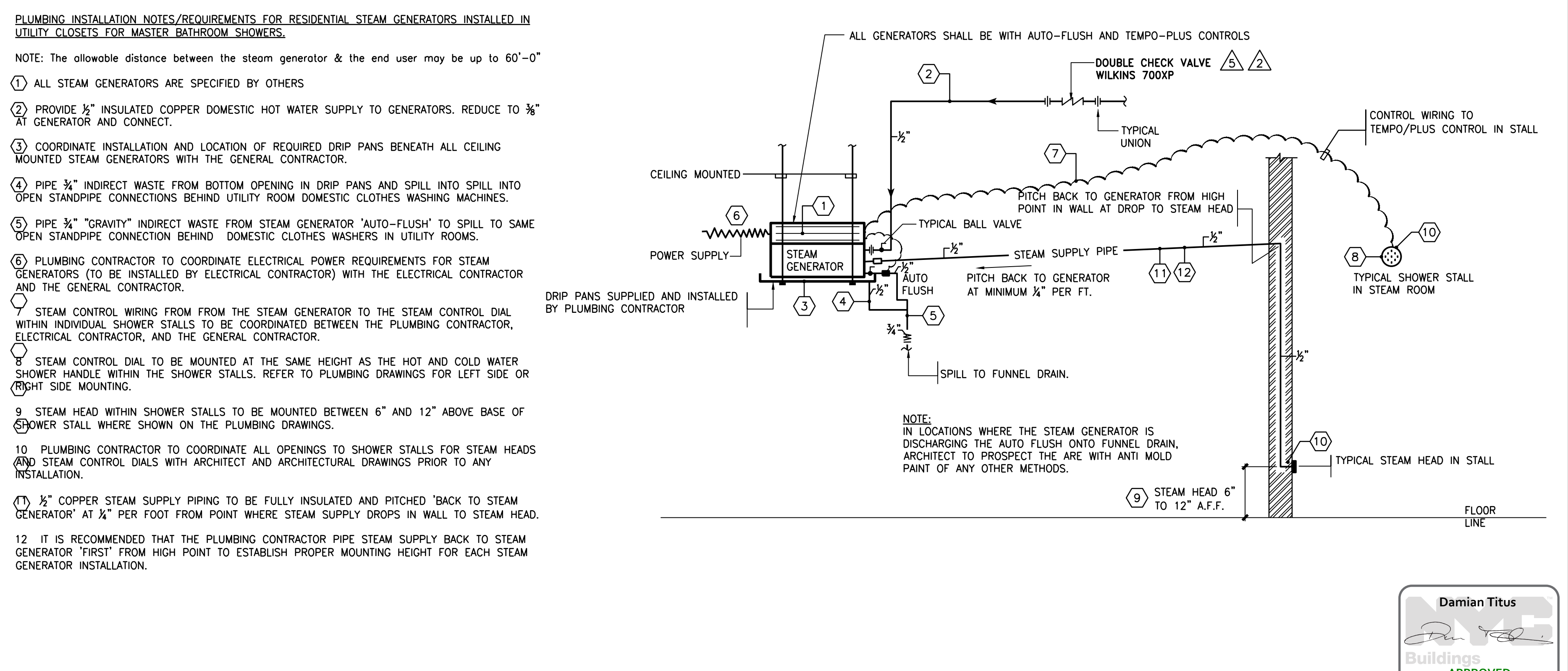
6 TYPICAL TRENCH



7 NO-HUB CAST IRON FITTING RESTRAINT TYPES



8 TYPICAL DISHWASHER & KITCHEN SINK ARRANGMENT



9 INSTALLATION OF MASTER BATH CEILING MOUNTED STEAM GENERATOR IN APARTMENT UTILITY ROOMS

281
Fifth Avenue
NEW YORK, NY

OWNER:
VICTOR NOMAD LLC

CONSTRUCTION MANAGER:
LEND LEASE
200 PARK AVENUE, 9TH FLOOR
NEW YORK, NY 10166
TEL: 212 592 6700

ARCHITECT:
RAFAEL VINDOY ARCHITECTS PC
50 VANDAM STREET
NEW YORK, NY 10013
TEL: 212 924 5060 FAX: 212 924 5858

STRUCTURAL ENGINEER:
WSP PARSONS BRINCKERHOFF
ONE PENN PLAZA, 4TH FLOOR
NEW YORK, NY 10119
TEL: 212 687 9888

ME/P/FP/IT ENGINEER:
MGE ENGINEERING D.P.C.
116 WEST 32ND STREET, 12TH FLOOR
NEW YORK, NY 10001
TEL: 212 643 9055

GEOTECH CIVIL ENGINEER:
LANGAN ENGINEERING
300 KIMBALL DRIVE, 4TH FLOOR
PARSIPPANY, NJ, 07054
TEL: 973 560 4900

VERTICAL TRANSPORT CONSULTANT:
VAN DEUSEN & ASSOCIATES
120 EAGLE ROCK AVENUE, SUITE 310
EAST HANOVER, NJ, 07936
TEL: 973 994 9220

ENCLOSURE CONSULTANT:
VIDARIS, INC.
360 PARK AVENUE SOUTH, 15TH FLOOR
NEW YORK, NY, 10010
TEL: 212 689 5389

FACADE MAINTENANCE CONSULTANT:
ENTEK ENGINEERING LLC
166 AMES STREET
HACKENSACK, NJ, 07601
TEL: 201 820 2801

ACOUSTICAL CONSULTANT:
CERAMI & ASSOCIATES
404 FIFTH AVENUE
NEW YORK, NY, 10018
TEL: 212 616 4179

LIGHTING CONSULTANT:
ONE LUX STUDIO
158 WEST 29TH STREET, 10TH FLOOR
NEW YORK, NY, 10001
TEL: 212 201 5790

SPECIFICATIONS CONSULTANT:
ROBERT SCHWARTZ & ASSOCIATES
589 EIGHTH AVENUE, 17TH FLOOR
NEW YORK, NY, 10018
TEL: 212 691 3248

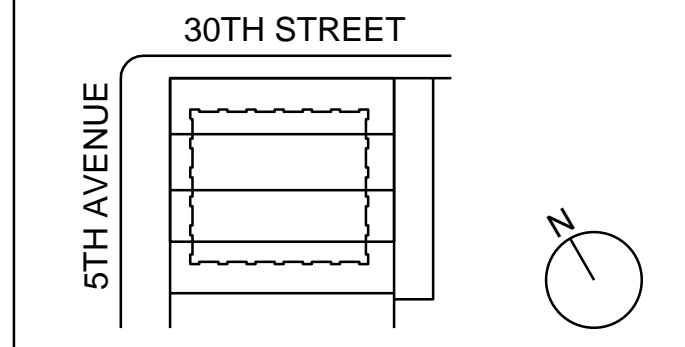
ENERGY MODELING CONSULTANT:
STEVEN WINTER ASSOCIATES, INC.
307 SEVENTH AVENUE, SUITE 1701
NEW YORK, NY, 10001
TEL: 212 564 5800

INTERIOR DESIGN CONSULTANT:
BEERS INTERIORS
156 5TH AVENUE, PENTHOUSE 2
NEW YORK, NY, 10010
TEL: 212 352 2020



SEAL

02/24/17	DOB PAA
02/17/17	BULLETIN #3
12/12/16	CONST. DOC.
10/31/16	95% CD SET
08/01/16	85% CD
06/15/16	ISSUED FOR BID
04/08/16	PROGRESS DD
04/08/16	DOB SUBMITTAL
01/18/16	FOUNDATION BID
12/18/15	SCHEMATIC DESIGN
04/15/15	DOB SUBMITTAL
ISSUE NO.	DATE
	DESCRIPTION



KEY PLAN AND NORTH SIGN
IF THIS DRAWING IS NOT 42" X 30" IT IS A REDUCED PRINT.
REFER TO GRAPHIC SCALE

PROJECT NUMBER: 6982.00
SCALE: NTS

Damian Titus
Approved
Under Directive 2 of 1975
Date: 08/01/2017
NYC Development Hub

NEW YORK CITY BUILDING DEPARTMENT APPROVAL NOTE
THIS PLAN IS APPROVED ONLY FOR WORK INDICATED ON THE APPLICATION SPECIFICATION SHEET. ALL OTHER MATTERS SHOWN ARE NOT TO BE RELIED UPON, OR TO BE CONSIDERED AS EITHER BEING APPROVED OR IN ACCORDANCE WITH APPLICABLE CODES.

NEW YORK CITY ENERGY CONSERVATION CODE
TO THE BEST OF MY KNOWLEDGE, BELIEF AND PROFESSIONAL JUDGMENT, THESE PLANS AND SPECIFICATIONS ARE IN COMPLIANCE WITH THE NEW YORK CITY ENERGY CONSERVATION CODE.

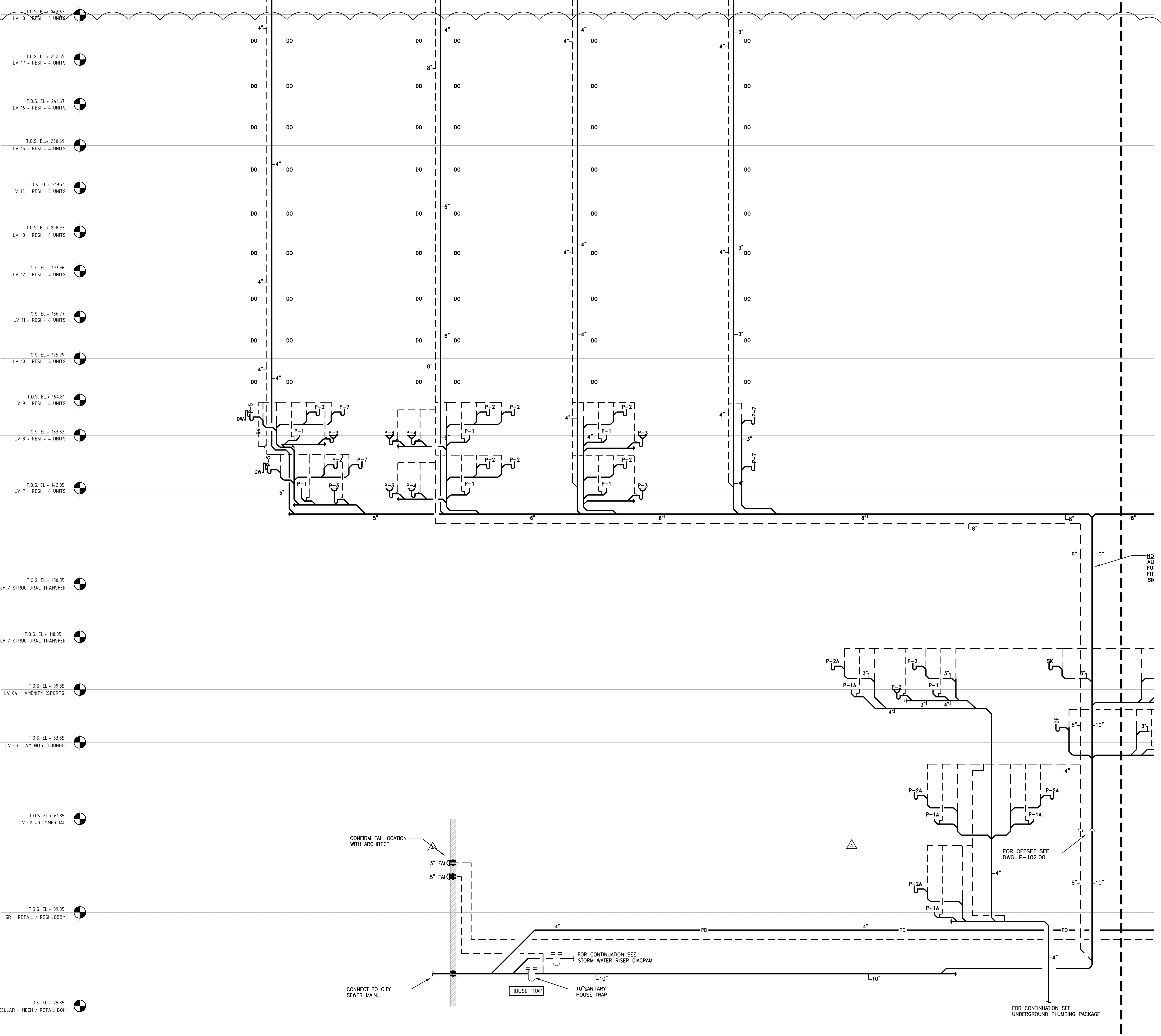


PLUMBING DETAILS

SHEET TITLE:
P-503.01
SHEET NUMBER: 34 OF 47

2003 RAFAEL VIÑOLY ARCHITECTS

1 2 3 4 5 6



- T.O.S. EL. + 263.63'
LV 18 - RESI - 4 UNITS
- T.O.S. EL. + 252.65'
LV 17 - RESI - 4 UNITS
- T.O.S. EL. + 241.67'
LV 16 - RESI - 4 UNITS
- T.O.S. EL. + 230.69'
LV 15 - RESI - 4 UNITS
- T.O.S. EL. + 219.71'
LV 14 - RESI - 4 UNITS
- T.O.S. EL. + 208.73'
LV 13 - RESI - 4 UNITS
- T.O.S. EL. + 197.76'
LV 12 - RESI - 4 UNITS
- T.O.S. EL. + 186.77'
LV 11 - RESI - 4 UNITS
- T.O.S. EL. + 175.79'
LV 10 - RESI - 4 UNITS
- T.O.S. EL. + 164.81'
LV 9 - RESI - 4 UNITS
- T.O.S. EL. + 153.83'
LV 8 - RESI - 4 UNITS
- T.O.S. EL. + 142.85'
LV 7 - RESI - 4 UNITS
- T.O.S. EL. + 130.85'
S - MECH / STRUCTURAL TRANSFER
- T.O.S. EL. + 118.85'
R - MECH / STRUCTURAL TRANSFER
- T.O.S. EL. + 99.35'
LV 04 - AMENITY (SPORTS)
- T.O.S. EL. + 83.85'
LV 03 - AMENITY (LOUNGE)
- T.O.S. EL. + 61.85'
LV 02 - COMMERCIAL
- T.O.S. EL. + 39.85'
GR - RETAIL / RESI LOBBY
- T.O.S. EL. + 25.35'
CELLAR - MECH / RETAIL BOH

CONFIRM FAI LOCATION WITH ARCHITECT

3" FAI
5" FAI

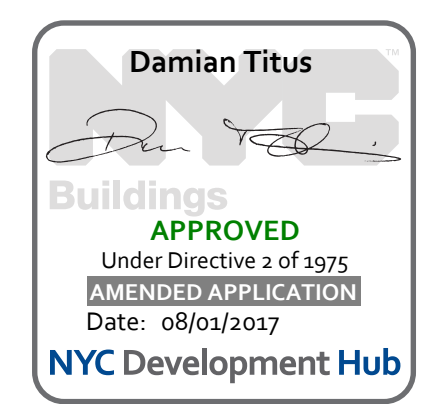
CONNECT TO CITY SEWER MAIN

HOUSE TRAP
10" SANITARY HOUSE TRAP

FOR CONTINUATION SEE STORM WATER RISER DIAGRAM

FOR CONTINUATION SEE UNDERGROUND PLUMBING PACKAGE

NO ALL FUI FIT SIN



281 Fifth Avenue

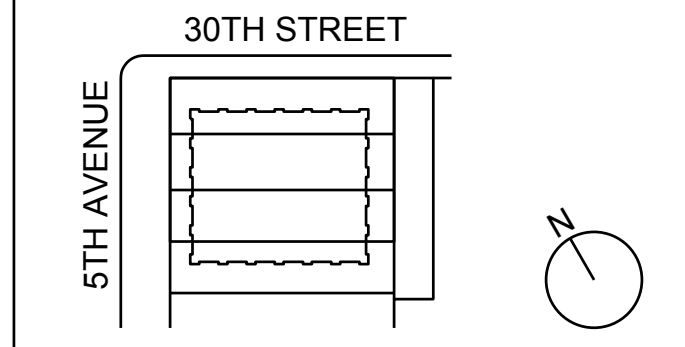
NEW YORK, NY

- OWNER:
VICTOR NOMAD LLC
- CONSTRUCTION MANAGER:
LEND LEASE
200 PARK AVENUE, 9TH FLOOR
NEW YORK, NY 10166
TEL: 212 592 6700
- ARCHITECT:
RAFAEL VIÑOLY ARCHITECTS PC
50 VANDAM STREET
NEW YORK, NY 10013
TEL: 212 924 5060 FAX: 212 924 5858
- STRUCTURAL ENGINEER:
WSP PARSONS BRINCKERHOFF
ONE PENN PLAZA, 4TH FLOOR
NEW YORK, NY 10119
TEL: 212 687 9888
- MEDIA/FIT ENGINEER:
MGE ENGINEERING D.P.C.
116 WEST 32ND STREET, 12TH FLOOR
NEW YORK, NY 10001
TEL: 212 643 9055
- GEOTECH CIVIL ENGINEER:
LANGAN ENGINEERING
300 KIMBALL DRIVE, 4TH FLOOR
PARSIPPANY, NJ, 07054
TEL: 973 560 4900
- VERTICAL TRANSPORT CONSULTANT:
VAN DEUSEN & ASSOCIATES
120 EAGLE ROCK AVENUE, SUITE 310
EAST HANOVER, NJ, 07836
TEL: 973 994 9220
- ENCLOSURE CONSULTANT:
VIDARIS, INC.
360 PARK AVENUE SOUTH, 15TH FLOOR
NEW YORK, NY, 10010
TEL: 212 689 5389
- FACADE MAINTENANCE CONSULTANT:
ENTEK ENGINEERING LLC
166 AMES STREET
HACKENSACK, NJ, 07601
TEL: 201 820 2801
- ACOUSTICAL CONSULTANT:
CERAMI & ASSOCIATES
404 FIFTH AVENUE
NEW YORK, NY, 10018
TEL: 212 616 4179
- LIGHTING CONSULTANT:
ONE LUX STUDIO
158 WEST 29TH STREET, 10TH FLOOR
NEW YORK, NY, 10001
TEL: 212 201 5790
- SPECIFICATIONS CONSULTANT:
ROBERT SCHWARTZ & ASSOCIATES
589 EIGHTH AVENUE, 17TH FLOOR
NEW YORK, NY, 10018
TEL: 212 691 3248
- ENERGY MODELING CONSULTANT:
STEVEN WINTER ASSOCIATES, INC.
307 SEVENTH AVENUE, SUITE 1701
NEW YORK, NY, 10001
TEL: 212 564 5800
- INTERIOR DESIGN CONSULTANT:
BEERS INTERIORS
156 5TH AVENUE, PENTHOUSE 2
NEW YORK, NY, 10010
TEL: 212 352 2020

SEAL

02/24/17	DOB PAA
02/17/17	BULLETIN #3
12/22/16	CONST. DOC. UPDATE
12/12/16	CONST. DOC.
10/31/16	95% CD SET
08/01/16	85% CD
06/15/16	ISSUED FOR BID
04/08/16	PROGRESS DD
04/08/16	DOB SUBMITTAL
01/18/16	FOUNDATION BID
12/18/15	SCHEMATIC DESIGN
04/15/15	DOB SUBMITTAL

ISSUE NO. ISSUE DATE DESCRIPTION



KEY PLAN AND NORTH SIGN
IF THIS DRAWING IS NOT 42" X 30" IT IS A REDUCED PRINT.
REFER TO GRAPHIC SCALE

PROJECT NUMBER: 0
SCALE: NONE

PLUMBING SANITARY RISER DIAGRAM

SHEET TITLE:
P-601.01
SHEET NUMBER: 35 OF 47

© 2013 RAFAEL VINDOY ARCHITECTS

1

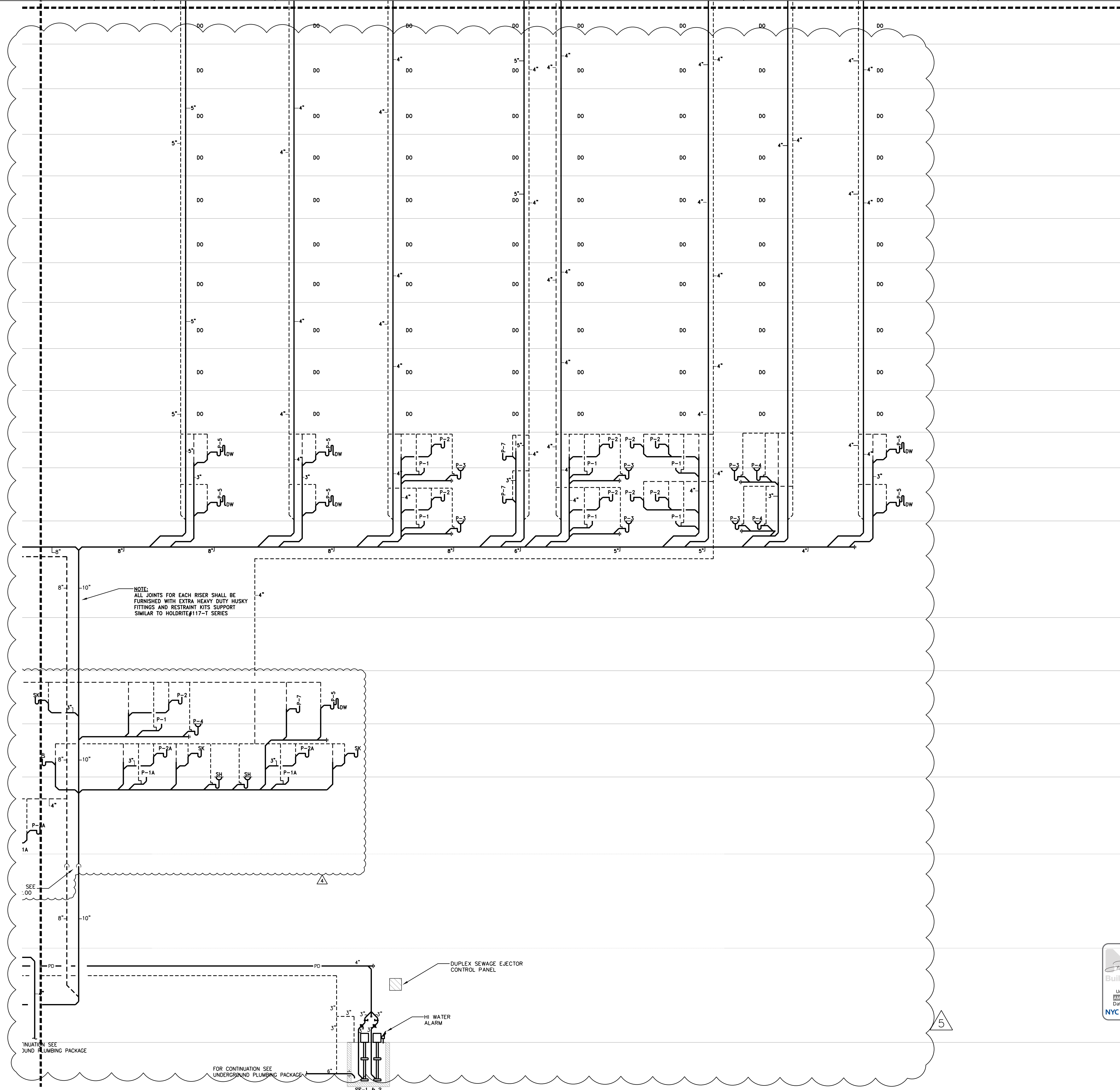
2

3

4

5

6



NOTE:
ALL JOINTS FOR EACH RISER SHALL BE
FURNISHED WITH EXTRA HEAVY DUTY HUSKY
FITTINGS AND RESTRAINT KITS SUPPORT
SIMILAR TO HOLDRITE#117-T SERIES

INJECTION SEE
JUND PLUMBING PACKAGE

FOR CONTINUATION SEE
UNDERGROUND PLUMBING PACKAGE

DUPLEX SEWAGE EJECTOR
CONTROL PANEL

HI WATER
ALARM



281 Fifth Avenue NEW YORK, NY

OWNER:
VICTOR NOMAD LLC

CONSTRUCTION MANAGER:
LEND LEASE
200 PARK AVENUE, 9TH FLOOR
NEW YORK, NY 10166
TEL: 212 592 6700

ARCHITECT:
RAFAEL VINDOY ARCHITECTS PC
50 VANDAM STREET
NEW YORK, NY 10013
TEL: 212 924 5060 FAX: 212 924 5858

STRUCTURAL ENGINEER:
WSP PARSONS BRINCKERHOFF
ONE PENN PLAZA, 4TH FLOOR
NEW YORK, NY 10119
TEL: 212 687 9888

MED/FIT ENGINEER:
MGE ENGINEERING D.P.C.
116 WEST 32ND STREET, 12TH FLOOR
NEW YORK, NY 10001
TEL: 212 643 9055

GEOTECH CIVIL ENGINEER:
LANGAN ENGINEERING
300 KIMBALL DRIVE, 4TH FLOOR
PARSIPPANY, NJ, 07054
TEL: 973 560 4900

VERTICAL TRANSPORT CONSULTANT:
VAN DEUSEN & ASSOCIATES
120 EAGLE ROCK AVENUE, SUITE 310
EAST HANOVER, NJ, 07836
TEL: 973 994 9220

ENCLOSURE CONSULTANT:
VIDARIS, INC.
360 PARK AVENUE SOUTH, 15TH FLOOR
NEW YORK, NY, 10010
TEL: 212 689 5389

FACADE MAINTENANCE CONSULTANT:
ENTEK ENGINEERING LLC
166 AMES STREET
HACKENSACK, NJ, 07601
TEL: 201 820 2801


ACOUSTICAL CONSULTANT:
CERAMI & ASSOCIATES
404 FIFTH AVENUE
NEW YORK, NY, 10018
TEL: 212 616 4179

LIGHTING CONSULTANT:
ONE LUX STUDIO
158 WEST 29TH STREET, 10TH FLOOR
NEW YORK, NY, 10001
TEL: 212 201 5790

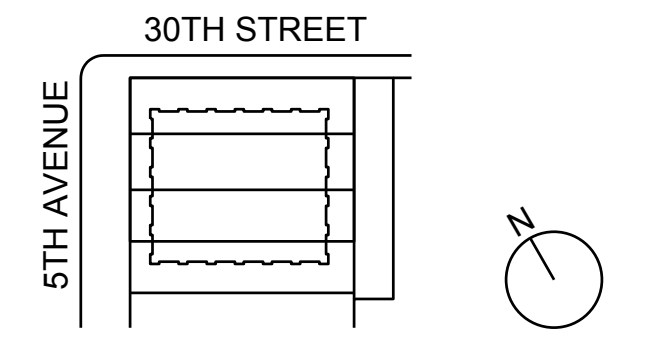
SPECIFICATIONS CONSULTANT:
ROBERT SCHWARTZ & ASSOCIATES
589 EIGHTH AVENUE, 17TH FLOOR
NEW YORK, NY, 10018
TEL: 212 691 3248

ENERGY MODELING CONSULTANT:
STEVEN WINTER ASSOCIATES, INC
307 SEVENTH AVENUE, SUITE 1701
NEW YORK, NY, 10001
TEL: 212 564 5800

INTERIOR DESIGN CONSULTANT:
BEERS INTERIORS
156 5TH AVENUE, PENTHOUSE 2
NEW YORK, NY, 10010
TEL: 212 352 2020



ISSUE NO.	DATE	DESCRIPTION
02/24/17	DOB PAA	
02/17/17	BULLETIN #3	
12/22/16	CONST. DOC. UPDATE	
12/12/16	CONST. DOC.	
10/31/16	95% CD SET	
08/01/16	85% CD	
06/15/16	ISSUED FOR BID	
04/08/16	PROGRESS DD	
04/08/16	DOB SUBMITTAL	
01/18/16	FOUNDATION BID	
12/18/15	SCHEMATIC DESIGN	
04/15/15	DOB SUBMITTAL	



KEY PLAN AND NORTH SIGN
IF THIS DRAWING IS NOT 42" X 30" IT IS
A REDUCED PRINT;
REFER TO GRAPHIC SCALE

PROJECT NUMBER: 0
SCALE: NONE

PLUMBING SANITARY RISER DIAGRAM

SHEET TITLE:
P-602.01

SHEET NUMBER: 36 OF 47

© 2003 RAFAEL VIÑOLY ARCHITECTS



- S. EL. + 466.31'
RESI - 3 UNITS
- S. EL. + 453.33'
RESI - 3 UNITS
- S. EL. + 442.35'
RESI - 3 UNITS
- S. EL. + 431.37'
RESI - 3 UNITS
- S. EL. + 420.39'
RESI - 3 UNITS
- S. EL. + 409.41'
RESI - 3 UNITS
- S. EL. + 398.43'
RESI - 3 UNITS
- S. EL. + 387.45'
RESI - 3 UNITS
- S. EL. + 376.47'
RESI - 3 UNITS
- S. EL. + 365.47'
- MECHANICAL
- S. EL. + 352.47'
- MECHANICAL
- S. EL. + 343.47'
RESI - 4 UNITS
- S. EL. + 329.50'
RESI - 4 UNITS
- S. EL. + 318.52'
RESI - 4 UNITS
- S. EL. + 307.54'
RESI - 4 UNITS
- S. EL. + 296.56'
RESI - 4 UNITS
- S. EL. + 285.58'
RESI - 4 UNITS
- S. EL. + 279.40'
RESI - 4 UNITS

281

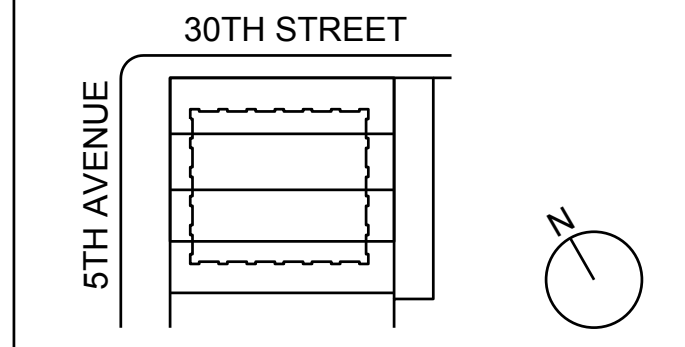
Fifth Avenue

NEW YORK, NY

- OWNER:
VICTOR NOMAD LLC
- CONSTRUCTION MANAGER:
LEND LEASE
200 PARK AVENUE, 9TH FLOOR
NEW YORK, NY 10166
TEL: 212 592 6700
- ARCHITECT:
RAFAEL VIÑOLY ARCHITECTS PC
50 VANDAM STREET
NEW YORK, NY 10013
TEL: 212 924 5060 FAX: 212 924 5858
- STRUCTURAL ENGINEER:
WSP PARSONS BRINCKERHOFF
ONE PENN PLAZA, 4TH FLOOR
NEW YORK, NY 10119
TEL: 212 687 9888
- MEDICAL ENGINEER:
MGE ENGINEERING D.P.C.
116 WEST 32ND STREET, 12TH FLOOR
NEW YORK, NY 10001
TEL: 212 643 9055
- GEOTECH CIVIL ENGINEER:
LANGAN ENGINEERING
300 KIMBALL DRIVE, 4TH FLOOR
PARSIPPANY, NJ, 07054
TEL: 973 560 4900
- VERTICAL TRANSPORT CONSULTANT:
VAN DEUSEN & ASSOCIATES
120 SAGLE ROCK AVENUE, SUITE 310
EAST HANOVER, NJ, 07836
TEL: 973 994 9220
- ENCLOSURE CONSULTANT:
VIDARIS, INC.
360 PARK AVENUE SOUTH, 15TH FLOOR
NEW YORK, NY, 10010
TEL: 212 689 5389
- FACADE MAINTENANCE CONSULTANT:
ENTEK ENGINEERING LLC
166 AMES STREET
HACKENSACK, NJ, 07601
TEL: 201 820 2801
- ACOUSTICAL CONSULTANT:
CERAMI & ASSOCIATES
404 FIFTH AVENUE
NEW YORK, NY, 10018
TEL: 212 616 4179
- LIGHTING CONSULTANT:
ONE LUX STUDIO
158 WEST 29TH STREET, 10TH FLOOR
NEW YORK, NY, 10001
TEL: 212 201 5790
- SPECIFICATIONS CONSULTANT:
ROBERT SCHWARTZ & ASSOCIATES
589 EIGHTH AVENUE, 17TH FLOOR
NEW YORK, NY, 10018
TEL: 212 691 3248
- ENERGY MODELING CONSULTANT:
STEVEN WINTER ASSOCIATES, INC
307 SEVENTH AVENUE, SUITE 1701
NEW YORK, NY, 10001
TEL: 212 564 5800
- INTERIOR DESIGN CONSULTANT:
BEERS INTERIORS
156 5TH AVENUE, PENTHOUSE 2
NEW YORK, NY, 10010
TEL: 212 352 2020



ISSUE NO.	DATE	DESCRIPTION
△	02/24/17	DOB PAA
△	02/17/17	BULLETIN #3
△	12/22/16	CONST. DOC. UPDATE
△	12/12/16	CONST. DOC.
△	10/31/16	95% CD SET
△	08/01/16	85% CD
△	06/15/16	ISSUED FOR BID
△	04/08/16	PROGRESS DD
△	04/08/16	DOB SUBMITTAL
△	01/18/16	FOUNDATION BID
△	12/18/15	SCHEMATIC DESIGN
△	04/15/15	DOB SUBMITTAL




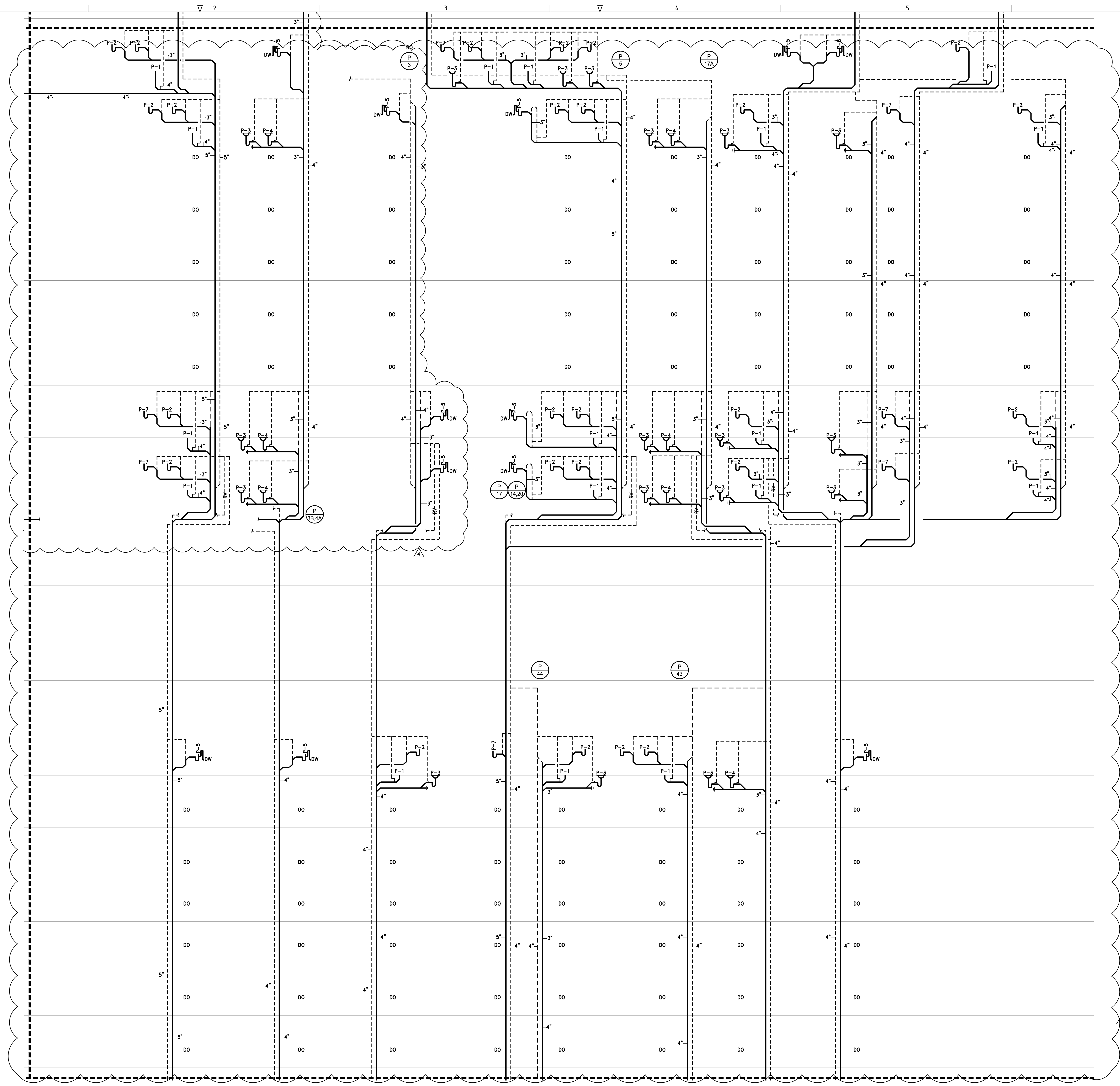
KEY PLAN AND NORTH SIGN
IF THIS DRAWING IS NOT 42" X 30" IT IS
A REDUCED PRINT.
REFER TO GRAPHIC SCALE



PROJECT NUMBER: 2
SCALE: NONE

PLUMBING SANITARY RISER DIAGRAM

SHEET TITLE :
P-603.01
SHEET NUMBER : 37 OF 47



281

Fifth Avenue
NEW YORK, NY

OWNER:
VICTOR NOMAD LLC

CONSTRUCTION MANAGER:
LEND LEASE
200 PARK AVENUE, 9TH FLOOR
NEW YORK, NY 10166
TEL: 212 592 6700

ARCHITECT:
RAFAEL VIÑOLY ARCHITECTS PC
50 VANDAM STREET
NEW YORK, NY 10013
TEL: 212 924 5060 FAX: 212 924 5858

STRUCTURAL ENGINEER:
WSP PARSONS BRINCKERHOFF
ONE PENN PLAZA, 4TH FLOOR
NEW YORK, NY 10119
TEL: 212 687 9888

MEDICAL ENGINEER:
MGE ENGINEERING D.P.C.
116 WEST 32ND STREET, 12TH FLOOR
NEW YORK, NY 10001
TEL: 212 643 9055

GEOTECH CIVIL ENGINEER:
LANGAN ENGINEERING
300 KIMBALL DRIVE, 4TH FLOOR
PARSIPPANY, NJ, 07054
TEL: 973 560 4900

VERTICAL TRANSPORT CONSULTANT:
VAN DEUSEN & ASSOCIATES
120 EAGLE ROCK AVENUE, SUITE 310
EAST HANOVER, NJ, 07836
TEL: 973 994 9220

ENCLOSURE CONSULTANT:
VIDARIS, INC.
360 PARK AVENUE SOUTH, 15TH FLOOR
NEW YORK, NY, 10010
TEL: 212 689 5389

FACADE MAINTENANCE CONSULTANT:
ENTEK ENGINEERING LLC
166 AMES STREET
HACKENSACK, NJ, 07601
TEL: 201 820 2801


ACOUSTICAL CONSULTANT:
CERAMI & ASSOCIATES
404 FIFTH AVENUE
NEW YORK, NY, 10018
TEL: 212 616 4179

LIGHTING CONSULTANT:
ONE LUX STUDIO
158 WEST 29TH STREET, 10TH FLOOR
NEW YORK, NY, 10001
TEL: 212 201 5790

SPECIFICATIONS CONSULTANT:
ROBERT SCHWARTZ & ASSOCIATES
589 EIGHTH AVENUE, 17TH FLOOR
NEW YORK, NY, 10018
TEL: 212 691 3248

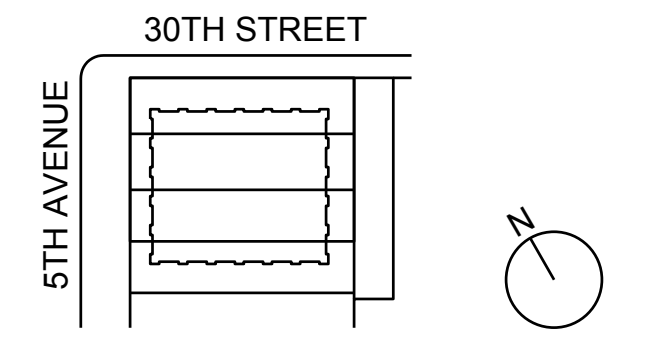
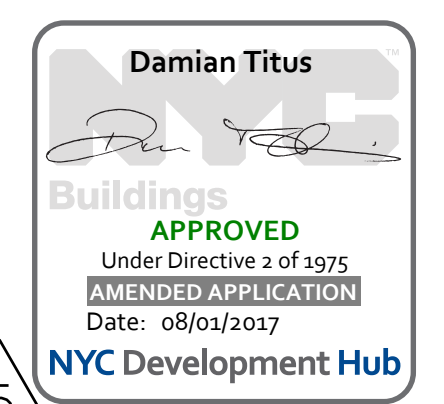
ENERGY MODELING CONSULTANT:
STEVEN WINTER ASSOCIATES, INC
307 SEVENTH AVENUE, SUITE 1701
NEW YORK, NY, 10001
TEL: 212 564 5800

INTERIOR DESIGN CONSULTANT:
BEERS INTERIORS
156 5TH AVENUE, PENTHOUSE 2
NEW YORK, NY, 10010
TEL: 212 352 2020



SEAL

02/24/17	DOB PAA	
02/17/17	BULLETIN #3	
12/22/16	CONST. DOC. UPDATE	
12/12/16	CONST. DOC.	
10/31/16	95% CD SET	
08/01/16	85% CD	
06/15/16	ISSUED FOR BID	
04/08/16	PROGRESS DD	
04/08/16	DOB SUBMITTAL	
01/18/16	FOUNDATION BID	
12/18/15	SCHEMATIC DESIGN	
04/15/15	DOB SUBMITTAL	
ISSUE NO.	DATE	DESCRIPTION

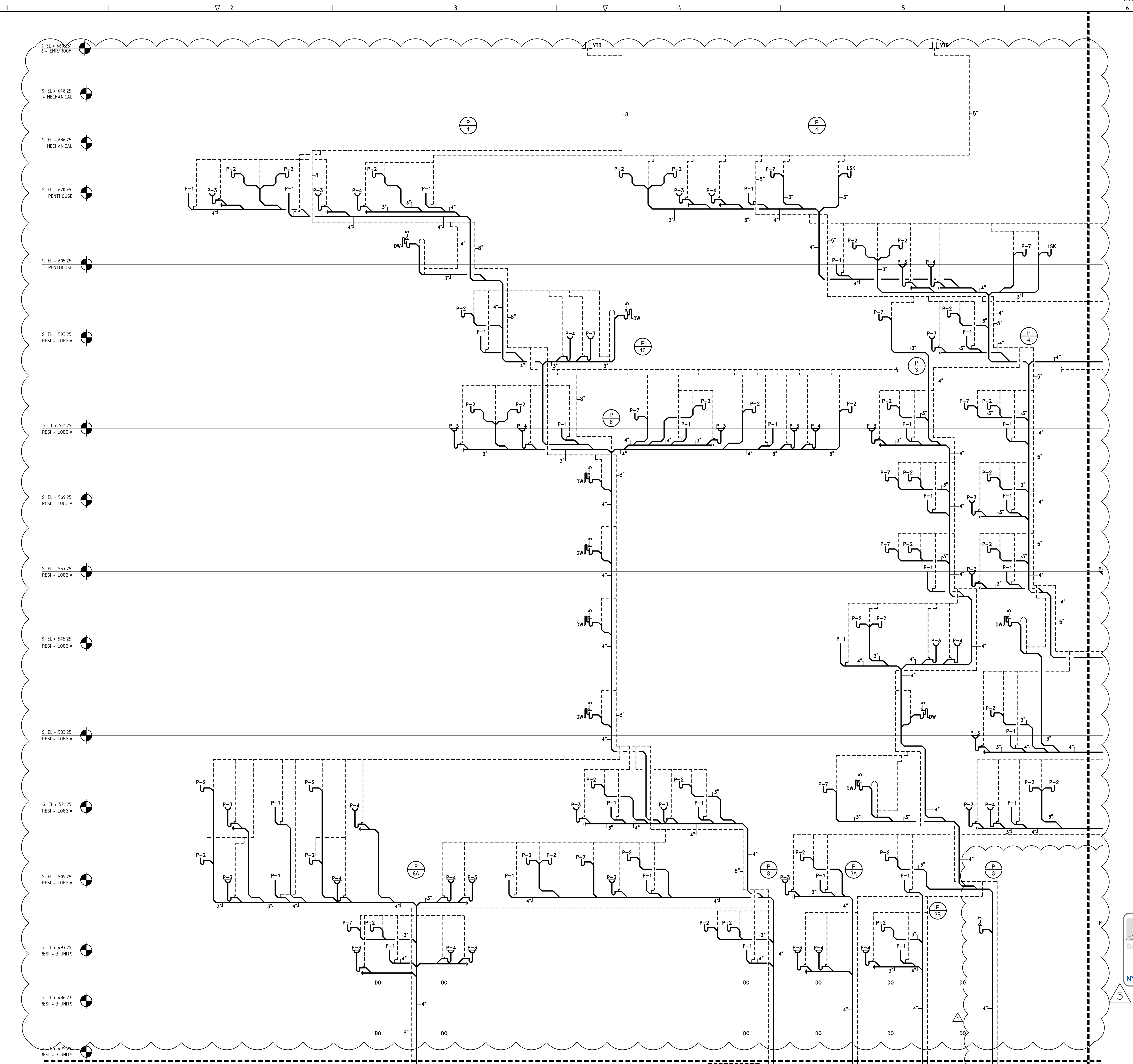


KEY PLAN AND NORTH SIGN
IF THIS DRAWING IS NOT 42" X 30" IT IS
A REDUCED PRINT.
REFER TO GRAPHIC SCALE

PROJECT NUMBER: 2
SCALE: NONE

PLUMBING SANITARY RISER DIAGRAM

© 2013 RAFAEL VIÑOLY ARCHITECTS



- S. EL. + 660.00' - EHR/ROOF
- S. EL. + 648.25' - MECHANICAL
- S. EL. + 636.25' - MECHANICAL
- S. EL. + 620.75' - PENTHOUSE
- S. EL. + 605.25' - PENTHOUSE
- S. EL. + 593.25' RESI - LOGGIA
- S. EL. + 581.25' RESI - LOGGIA
- S. EL. + 569.25' RESI - LOGGIA
- S. EL. + 557.25' RESI - LOGGIA
- S. EL. + 545.25' RESI - LOGGIA
- S. EL. + 533.25' RESI - LOGGIA
- S. EL. + 521.25' RESI - LOGGIA
- S. EL. + 509.25' RESI - LOGGIA
- S. EL. + 497.25' RESI - 3 UNITS
- S. EL. + 486.27' RESI - 3 UNITS
- S. EL. + 475.94' RESI - 3 UNITS

281

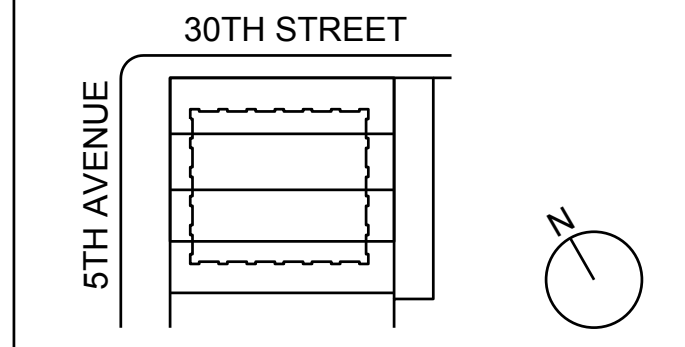
Fifth Avenue

NEW YORK, NY

- OWNER:
VICTOR NOMAD LLC
- CONSTRUCTION MANAGER:
LEND LEASE
200 PARK AVENUE, 9TH FLOOR
NEW YORK, NY 10166
TEL: 212 592 6700
- ARCHITECT:
RAFAEL VIÑOLY ARCHITECTS PC
50 VANDAM STREET
NEW YORK, NY 10013
TEL: 212 924 5060 FAX: 212 924 5858
- STRUCTURAL ENGINEER:
WSP PARSONS BRINCKERHOFF
ONE PENN PLAZA, 4TH FLOOR
NEW YORK, NY 10119
TEL: 212 687 9888
- MEDICAL ENGINEER:
MGE ENGINEERING D.P.C.
116 WEST 32ND STREET, 12TH FLOOR
NEW YORK, NY 10001
TEL: 212 643 9055
- GEOTECH CIVIL ENGINEER:
LANGAN ENGINEERING
300 KIMBALL DRIVE, 4TH FLOOR
PARSIPPANY, NJ 07054
TEL: 973 560 4900
- VERTICAL TRANSPORT CONSULTANT:
VAN DEUSEN & ASSOCIATES
120 SAGLE ROCK AVENUE, SUITE 310
EAST HANOVER, NJ 07836
TEL: 973 994 9220
- ENCLOSURE CONSULTANT:
VIDARIS, INC.
360 PARK AVENUE SOUTH, 15TH FLOOR
NEW YORK, NY 10010
TEL: 212 689 5389
- FACADE MAINTENANCE CONSULTANT:
ENTEK ENGINEERING LLC
166 AMES STREET
HACKENSACK, NJ 07601
TEL: 201 820 2801
- ACOUSTICAL CONSULTANT:
CERAMI & ASSOCIATES
404 FIFTH AVENUE
NEW YORK, NY 10018
TEL: 212 616 4179
- LIGHTING CONSULTANT:
ONE LUX STUDIO
158 WEST 29TH STREET, 10TH FLOOR
NEW YORK, NY 10001
TEL: 212 201 5790
- SPECIFICATIONS CONSULTANT:
ROBERT SCHWARTZ & ASSOCIATES
589 EIGHTH AVENUE, 17TH FLOOR
NEW YORK, NY 10018
TEL: 212 691 3248
- ENERGY MODELING CONSULTANT:
STEVEN WINTER ASSOCIATES, INC.
307 SEVENTH AVENUE, SUITE 1701
NEW YORK, NY 10001
TEL: 212 564 5800
- INTERIOR DESIGN CONSULTANT:
BEERS INTERIORS
156 5TH AVENUE, PENTHOUSE 2
NEW YORK, NY 10010
TEL: 212 352 2020

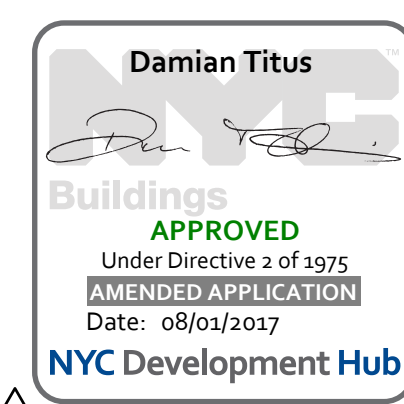


SEAL	DATE	DESCRIPTION
△	02/24/17	DOB PAA
△	02/17/17	BULLETIN #3
△	12/22/16	CONST. DOC. UPDATE
△	12/12/16	CONST. DOC.
△	10/31/16	95% CD SET
△	08/01/16	85% CD
△	06/15/16	ISSUED FOR BID
△	04/08/16	PROGRESS DD
△	04/08/16	DOB SUBMITTAL
△	01/18/16	FOUNDATION BID
△	12/18/15	SCHEMATIC DESIGN
△	04/15/15	DOB SUBMITTAL
ISSUE NO.	ISSUE DATE	DESCRIPTION

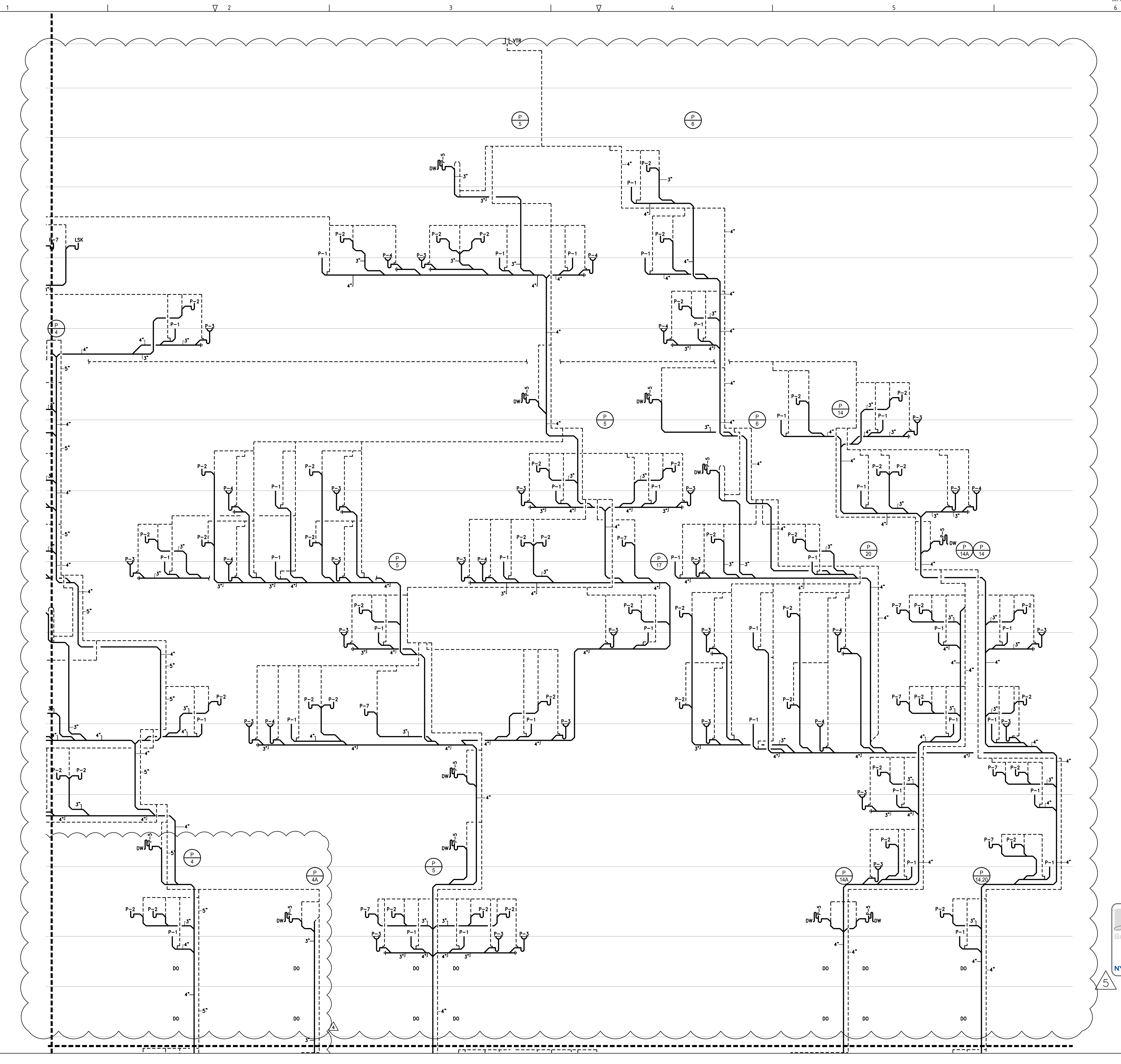


KEY PLAN AND NORTH SIGN
IF THIS DRAWING IS NOT 42" X 30" IT IS
A REDUCED PRINT.
REFER TO GRAPHIC SCALE

PROJECT NUMBER: 2
SCALE: NONE



PLUMBING SANITARY RISER DIAGRAM



281

Fifth Avenue

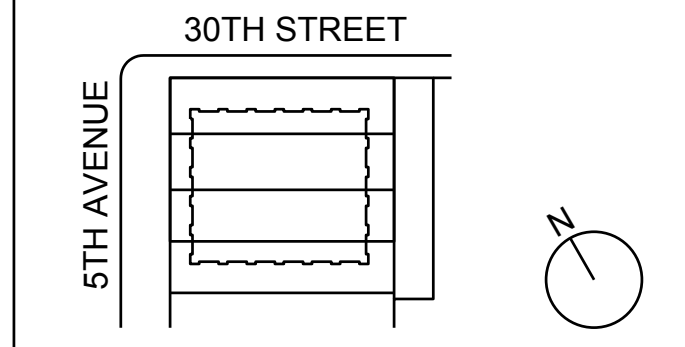
NEW YORK, NY

- OWNER:
VICTOR NOMAD LLC
- CONSTRUCTION MANAGER:
LEND LEASE
200 PARK AVENUE, 9TH FLOOR
NEW YORK, NY 10166
TEL: 212 592 6700
- ARCHITECT:
RAFAEL VIÑOLY ARCHITECTS PC
50 VANDAM STREET
NEW YORK, NY 10013
TEL: 212 924 5060 FAX: 212 924 5858
- STRUCTURAL ENGINEER:
WSP PARSONS BRINCKERHOFF
ONE PENN PLAZA, 4TH FLOOR
NEW YORK, NY 10119
TEL: 212 687 9888
- MEDIA/FIT ENGINEER:
MGE ENGINEERING D.P.C.
116 WEST 32ND STREET, 12TH FLOOR
NEW YORK, NY 10001
TEL: 212 643 9055
- GEOTECH CIVIL ENGINEER:
LANGAN ENGINEERING
300 KIMBALL DRIVE, 4TH FLOOR
PARSIPPANY, NJ, 07054
TEL: 973 560 4900
- VERTICAL TRANSPORT CONSULTANT:
VAN DEUSEN & ASSOCIATES
120 EAGLE ROCK AVENUE, SUITE 310
EAST HANOVER, NJ, 07836
TEL: 973 994 9220
- ENCLOSURE CONSULTANT:
VIDARIS, INC.
360 PARK AVENUE SOUTH, 15TH FLOOR
NEW YORK, NY, 10010
TEL: 212 689 5389
- FACADE MAINTENANCE CONSULTANT:
ENTEK ENGINEERING LLC
166 AMES STREET
HACKENSACK, NJ, 07601
TEL: 201 820 2801
- ACOUSTICAL CONSULTANT:
CERAMI & ASSOCIATES
404 FIFTH AVENUE
NEW YORK, NY, 10018
TEL: 212 616 4179
- LIGHTING CONSULTANT:
ONE LUX STUDIO
158 WEST 29TH STREET, 10TH FLOOR
NEW YORK, NY, 10001
TEL: 212 201 5790
- SPECIFICATIONS CONSULTANT:
ROBERT SCHWARTZ & ASSOCIATES
589 EIGHTH AVENUE, 17TH FLOOR
NEW YORK, NY, 10018
TEL: 212 691 3248
- ENERGY MODELING CONSULTANT:
STEVEN WINTER ASSOCIATES, INC
307 SEVENTH AVENUE, SUITE 1701
NEW YORK, NY, 10001
TEL: 212 564 5800
- INTERIOR DESIGN CONSULTANT:
BEERS INTERIORS
156 5TH AVENUE, PENTHOUSE 2
NEW YORK, NY, 10010
TEL: 212 352 2020

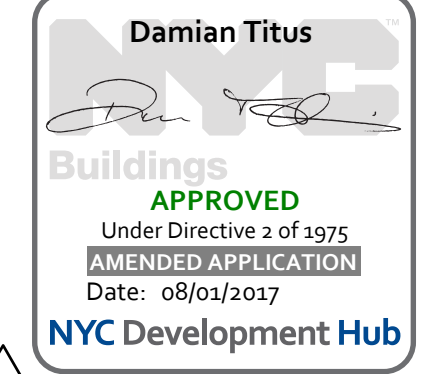


SEAL

02/24/17	DOB PAA
02/17/17	BULLETIN #3
12/22/16	CONST. DOC. UPDATE
12/12/16	CONST. DOC.
10/31/16	95% CD SET
08/01/16	85% CD
06/15/16	ISSUED FOR BID
04/08/16	PROGRESS DD
04/08/16	DOB SUBMITTAL
01/18/16	FOUNDATION BID
12/18/15	SCHEMATIC DESIGN
04/15/15	DOB SUBMITTAL
ISSUE NO.	DATE
	DESCRIPTION



KEY PLAN AND NORTH SIGN
IF THIS DRAWING IS NOT 42" X 30" IT IS
A REDUCED PRINT.
REFER TO GRAPHIC SCALE

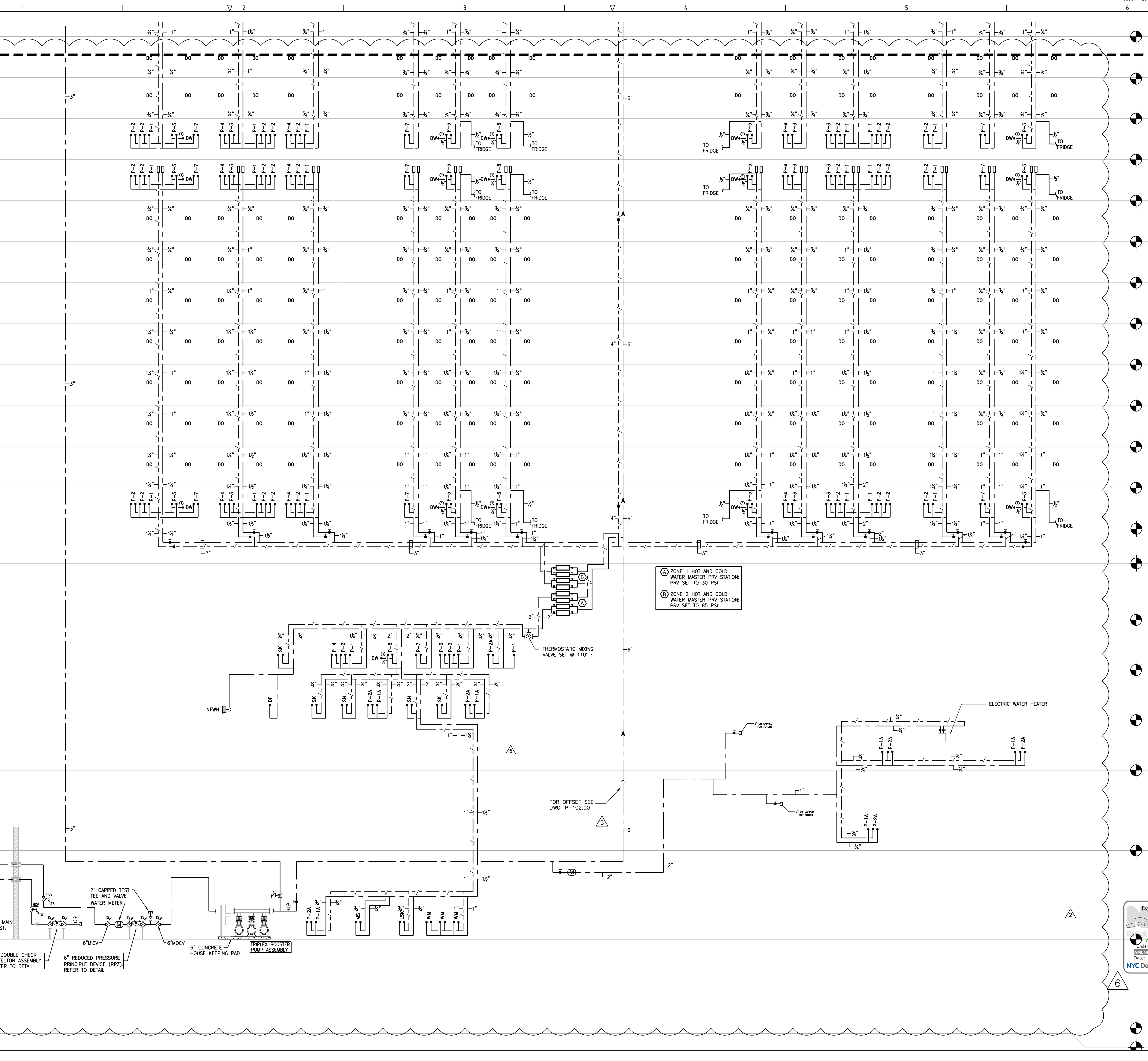


PROJECT NUMBER: 2
SCALE: NONE

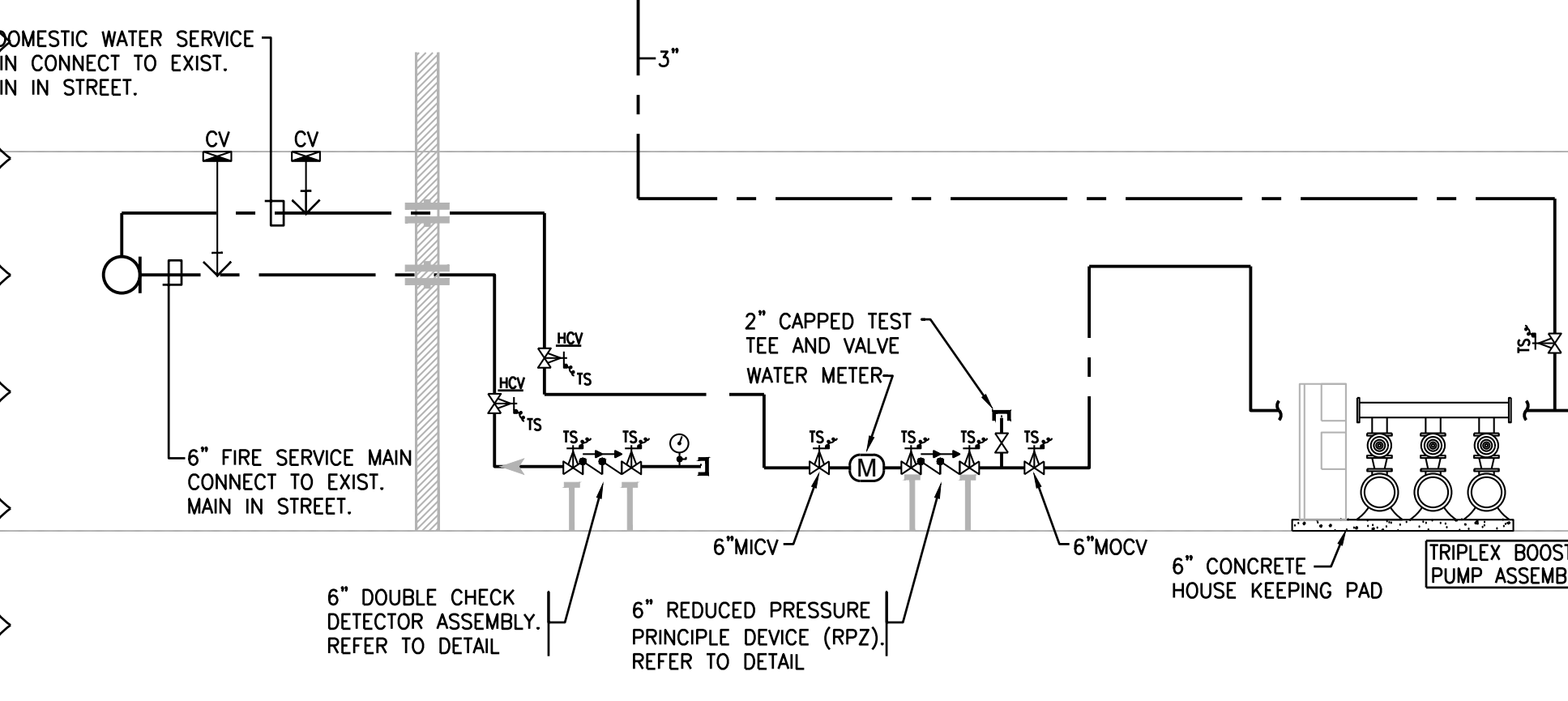
PLUMBING SANITARY RISER DIAGRAM

SHEET TITLE :
P-606.01
SHEET NUMBER : 40 OF 47

2003 RAFAEL VINOLY ARCHITECTS



(A) ZONE 1 HOT AND COLD
 WATER MASTER PRV STATION:
 PRV SET TO 30 PSI
 (B) ZONE 2 HOT AND COLD
 WATER MASTER PRV STATION:
 PRV SET TO 85 PSI




- T.O.S. EL. + 274.60' LV 19 - RESI - 4 UNITS
- T.O.S. EL. + 263.63' LV 18 - RESI - 4 UNITS
- T.O.S. EL. + 252.65' LV 17 - RESI - 4 UNITS
- T.O.S. EL. + 241.67' LV 16 - RESI - 4 UNITS
- T.O.S. EL. + 230.69' LV 15 - RESI - 4 UNITS
- T.O.S. EL. + 219.71' LV 14 - RESI - 4 UNITS
- T.O.S. EL. + 208.73' LV 13 - RESI - 4 UNITS
- T.O.S. EL. + 197.75' LV 12 - RESI - 4 UNITS
- T.O.S. EL. + 186.77' LV 11 - RESI - 4 UNITS
- T.O.S. EL. + 175.79' LV 10 - RESI - 4 UNITS
- T.O.S. EL. + 164.81' LV 9 - RESI - 4 UNITS
- T.O.S. EL. + 153.83' LV 8 - RESI - 4 UNITS
- T.O.S. EL. + 142.85' LV 7 - RESI - 4 UNITS
- T.O.S. EL. + 130.85' LV 06 UPPER - MECH / STRUCTURAL TRANS
- T.O.S. EL. + 118.85' LV 05 - MECH / STRUCTURAL TRANS
- T.O.S. EL. + 99.35' LV 04 - AMENITY (SPORTS)
- T.O.S. EL. + 83.85' LV 03 - AMENITY (LOUNGE)
- T.O.S. EL. + 61.85' LV 02 - COMMERCIAL
- T.O.S. EL. + 39.85' GR - RETAIL / RESI LOBBY
- T.O.S. EL. + 11.35' PIT
- T.O.S. EL. + 9.35'

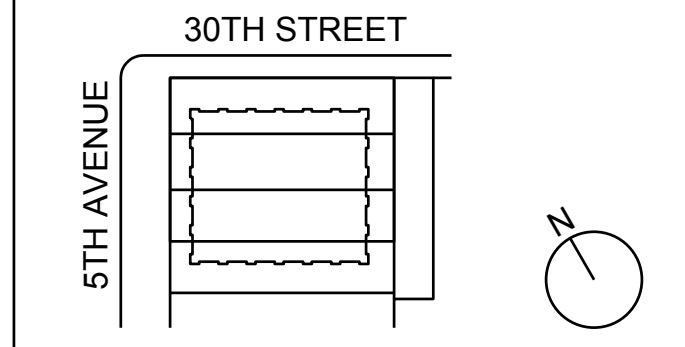
281 Fifth Avenue

NEW YORK, NY

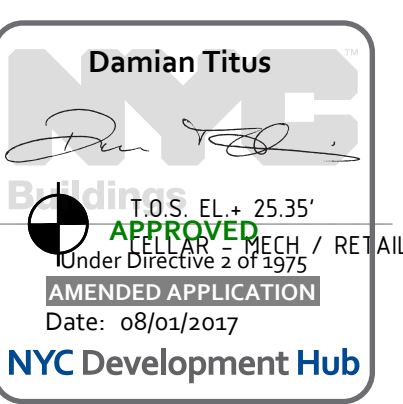
- OWNER:
VICTOR NOMAD LLC
- CONSTRUCTION MANAGER:
LEND LEASE
200 PARK AVENUE, 9TH FLOOR
NEW YORK, NY 10166
TEL: 212 592 6700
- ARCHITECT:
RAFAEL VINOLY ARCHITECTS PC
50 VANDAM STREET
NEW YORK, NY 10013
TEL: 212 924 5060 FAX: 212 924 5858
- STRUCTURAL ENGINEER:
WSP PARSONS BRINCKERHOFF
ONE PENN PLAZA, 4TH FLOOR
NEW YORK, NY 10119
TEL: 212 687 9888
- MEP/FIT ENGINEER:
MGE ENGINEERING D.P.C.
116 WEST 32ND STREET, 12TH FLOOR
NEW YORK, NY 10001
TEL: 212 643 9055
- GEOTECH CIVIL ENGINEER:
LANGAN ENGINEERING
300 KIMBALL DRIVE, 4TH FLOOR
PARSIPPANY, NJ 07054
TEL: 973 560 4900
- VERTICAL TRANSPORT CONSULTANT:
VAN DEUSEN & ASSOCIATES
120 SAGLE ROCK AVENUE, SUITE 310
EAST HANOVER, NJ 07836
TEL: 973 994 9220
- ENCLOSURE CONSULTANT:
VIDARIS, INC.
360 PARK AVENUE SOUTH, 15TH FLOOR
NEW YORK, NY 10010
TEL: 212 689 5389
- FACADE MAINTENANCE CONSULTANT:
ENTEK ENGINEERING LLC
166 AMES STREET
HACKENSACK, NJ 07601
TEL: 201 820 2801
- ACOUSTICAL CONSULTANT:
CERAMI & ASSOCIATES
404 FIFTH AVENUE
NEW YORK, NY 10018
TEL: 212 616 4179
- LIGHTING CONSULTANT:
ONE LUX STUDIO
158 WEST 29TH STREET, 10TH FLOOR
NEW YORK, NY 10001
TEL: 212 201 5790
- SPECIFICATIONS CONSULTANT:
ROBERT SCHWARTZ & ASSOCIATES
589 EIGHTH AVENUE, 17TH FLOOR
NEW YORK, NY 10018
TEL: 212 691 3248
- ENERGY MODELING CONSULTANT:
STEVEN WINTER ASSOCIATES, INC
307 SEVENTH AVENUE, SUITE 1701
NEW YORK, NY 10001
TEL: 212 564 5800
- INTERIOR DESIGN CONSULTANT:
BEERS INTERIORS
156 5TH AVENUE, PENTHOUSE 2
NEW YORK, NY 10010
TEL: 212 352 2020



ISSUE NO.	DATE	DESCRIPTION
1	02/24/17	DOB PAA
2	02/17/17	BULLETIN #3
3	12/22/16	CONST. DOC. UPDATE
4	12/12/16	CONST. DOC.
5	10/31/16	95% CD SET
6	08/01/16	85% CD
7	06/15/16	ISSUED FOR BID
8	04/08/16	PROGRESS DD
9	04/08/16	DOB SUBMITTAL
10	01/18/16	FOUNDATION BID
11	12/18/15	SCHEMATIC DESIGN
12	04/15/15	DOB SUBMITTAL
13	ISSUE DATE	DESCRIPTION



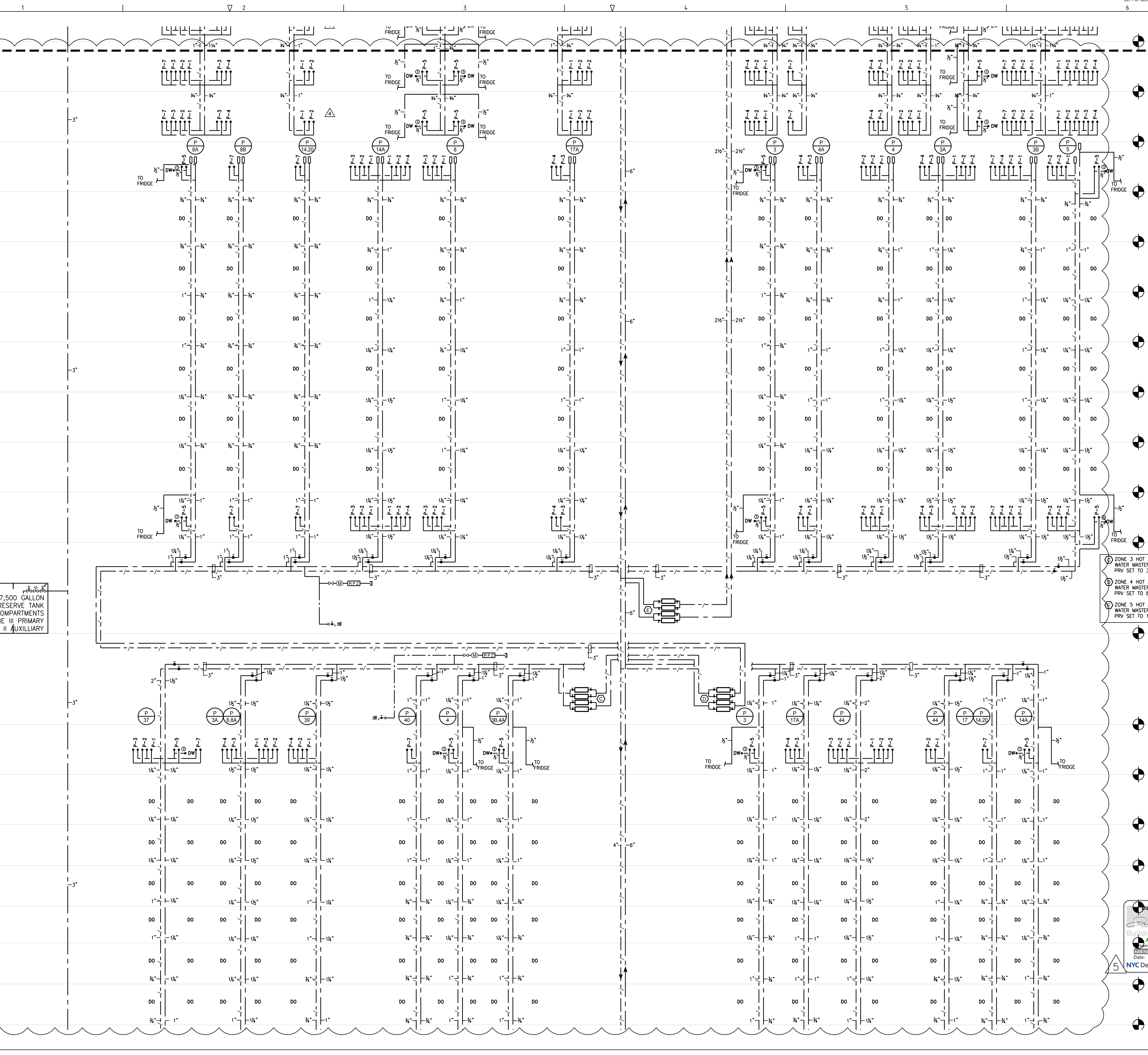
KEY PLAN AND NORTH SIGN
IF THIS DRAWING IS NOT 42" X 30" IT IS
A REDUCED PRINT.
REFER TO GRAPHIC SCALE



PROJECT NUMBER: 2
SCALE: NONE
PLUMBING DOMESTIC WATER RISER DIAGRAM

SHEET TITLE:
P-607.01
SHEET NUMBER: 41 OF 47

2003 RAFAEL VINOLY ARCHITECTS



(2) 7,500 GALLON
FIRE RESERVE TANK
COMPARTMENTS
ZONE III PRIMARY
ZONE II AUXILIARY

ZONE 3 HOT AND COLD
WATER MASTER PRV STATION:
PRV SET TO 30 PSI

ZONE 4 HOT AND COLD
WATER MASTER PRV STATION:
PRV SET TO 85 PSI

ZONE 5 HOT AND COLD
WATER MASTER PRV STATION:
PRV SET TO 130 PSI

- T.O.S. EL. + 486.27
LV 38 - RESI - 3 UNITS
- T.O.S. EL. + 475.29
LV 37 - RESI - 3 UNITS
- T.O.S. EL. + 464.31
LV 36 - RESI - 3 UNITS
- T.O.S. EL. + 453.33
LV 35 - RESI - 3 UNITS
- T.O.S. EL. + 442.35
LV 34 - RESI - 3 UNITS
- T.O.S. EL. + 431.37
LV 33 - RESI - 3 UNITS
- T.O.S. EL. + 420.39
LV 32 - RESI - 3 UNITS
- T.O.S. EL. + 409.41
LV 31 - RESI - 3 UNITS
- T.O.S. EL. + 398.43
LV 30 - RESI - 3 UNITS
- T.O.S. EL. + 387.45
LV 29 - RESI - 3 UNITS
- T.O.S. EL. + 376.47
LV 28 - RESI - 3 UNITS
- T.O.S. EL. + 364.47
LV 27 UPPER - MECHANICAL
- T.O.S. EL. + 352.47
LV 26 - MECHANICAL
- T.O.S. EL. + 340.47
LV 25 - RESI - 4 UNITS
- T.O.S. EL. + 328.52
LV 23 - RESI - 4 UNITS
- T.O.S. EL. + 307.54
LV 20 - RESI - 4 UNITS
- T.O.S. EL. + 285.58
LV 20 - RESI - 4 UNITS
- T.O.S. EL. + 274.60
LV 10 DECI - 4 UNITS

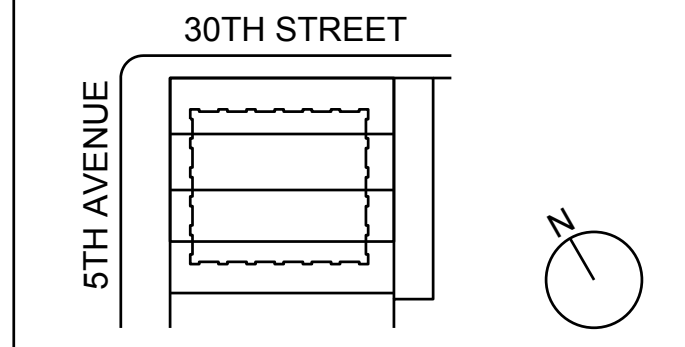
281

Fifth Avenue
NEW YORK, NY

- OWNER:
VICTOR NOMAD LLC
- CONSTRUCTION MANAGER:
LEND LEASE
200 PARK AVENUE, 9TH FLOOR
NEW YORK, NY 10016
TEL: 212 592 6700
- ARCHITECT :
RAFAEL VINOLY ARCHITECTS PC
50 VANDAM STREET
NEW YORK, NY 10013
TEL: 212 924 5060 FAX: 212 924 5858
- STRUCTURAL ENGINEER:
WSP PARSONS BRINCKERHOFF
ONE PENN PLAZA, 4TH FLOOR
NEW YORK, NY 10119
TEL: 212 687 9888
- MED/FIT ENGINEER:
MGE ENGINEERING D.P.C.
116 WEST 32ND STREET, 12TH FLOOR
NEW YORK, NY 10001
TEL: 212 643 9055
- GEOTECH CIVIL ENGINEER:
LANGAN ENGINEERING
300 KIMBALL DRIVE, 4TH FLOOR
PARSIPPANY, NJ, 07054
TEL: 973 560 4900
- VERTICAL TRANSPORT CONSULTANT:
VAN DEUSEN & ASSOCIATES
120 EAGLE ROCK AVENUE, SUITE 310
EAST HANOVER, NJ, 07836
TEL: 973 994 9220
- ENCLOSURE CONSULTANT:
VIDARIS, INC.
360 PARK AVENUE SOUTH, 15TH FLOOR
NEW YORK, NY, 10010
TEL: 212 689 5389
- FACADE MAINTENANCE CONSULTANT:
ENTEK ENGINEERING LLC
166 AMES STREET
HACKENSACK, NJ, 07601
TEL: 201 820 2801
- ACOUSTICAL CONSULTANT:
CERAMI & ASSOCIATES
404 FIFTH AVENUE
NEW YORK, NY, 10018
TEL: 212 616 4179
- LIGHTING CONSULTANT:
ONE LUX STUDIO
158 WEST 29TH STREET, 10TH FLOOR
NEW YORK, NY, 10001
TEL: 212 201 5790
- SPECIFICATIONS CONSULTANT:
ROBERT SCHWARTZ & ASSOCIATES
589 EIGHTH AVENUE, 17TH FLOOR
NEW YORK, NY, 10018
TEL: 212 691 3248
- ENERGY MODELING CONSULTANT:
STEVEN WINTER ASSOCIATES, INC
307 SEVENTH AVENUE, SUITE 1701
NEW YORK, NY, 10001
TEL: 212 564 5800
- INTERIOR DESIGN CONSULTANT:
BEERS INTERIORS
156 5TH AVENUE, PENTHOUSE 2
NEW YORK, NY, 10010
TEL: 212 352 2020



ISSUE NO.	DATE	DESCRIPTION
02/24/17	DOB PAA	
02/17/17	BULLETIN #3	
12/22/16	CONST. DOC. UPDATE	
12/12/16	CONST. DOC.	
10/31/16	95% CD SET	
08/01/16	85% CD	
06/15/16	ISSUED FOR BID	
04/08/16	PROGRESS DD	
04/08/16	DOB SUBMITTAL	
01/18/16	FOUNDATION BID	
12/18/15	SCHEMATIC DESIGN	
04/15/15	DOB SUBMITTAL	



KEY PLAN AND NORTH SIGN
IF THIS DRAWING IS NOT 42" X 30" IT IS
A REDUCED PRINT.
REFER TO GRAPHIC SCALE

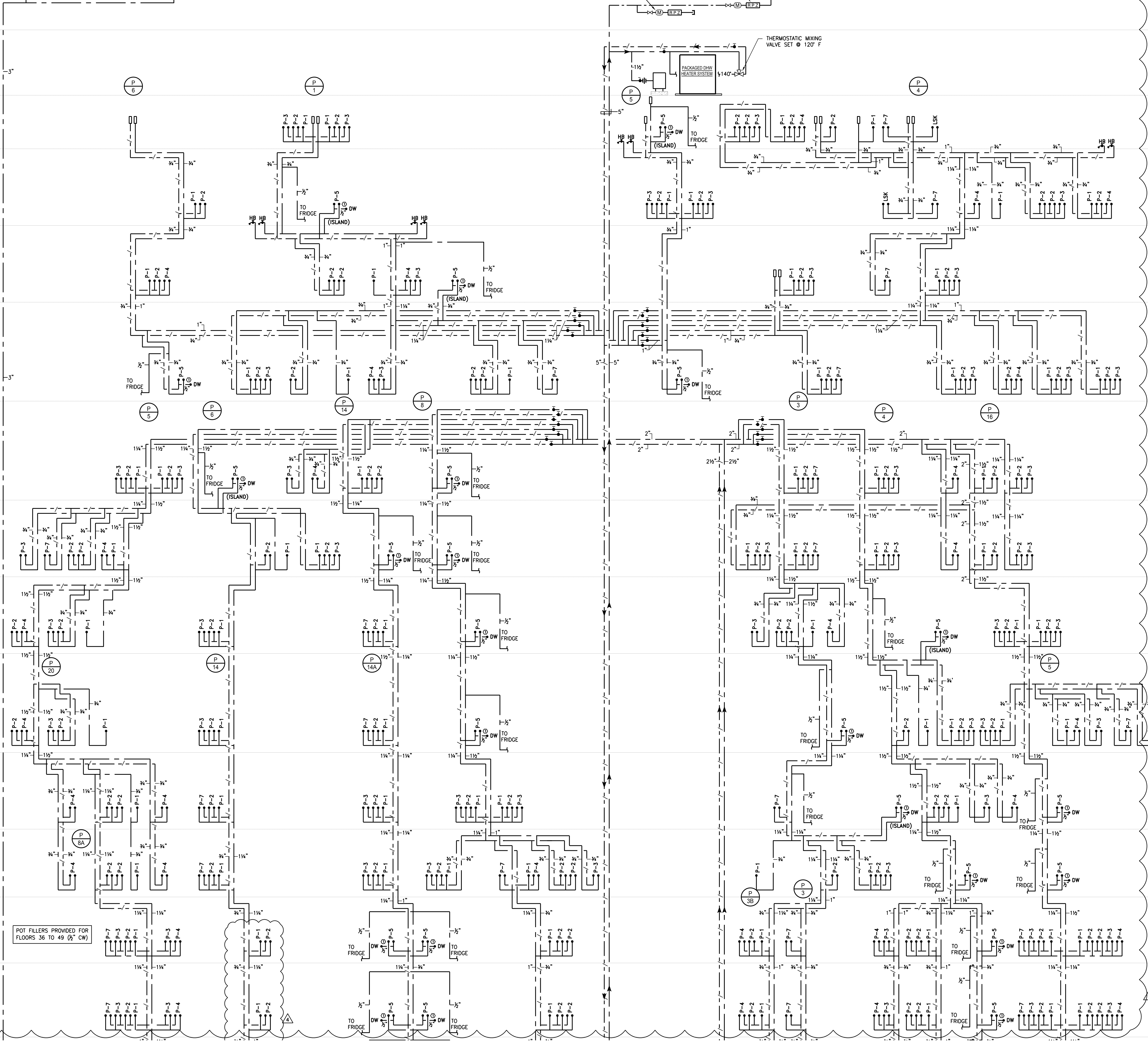
PROJECT NUMBER: 2
SCALE: NONE

PLUMBING DOMESTIC WATER
RISER DIAGRAM

SHEET TITLE :
P-608.01
SHEET NUMBER : 42 OF 47

(2) 7,500 GALLON
FIRE RESERVE TANK
COMPARTMENTS
ZONE III PRIMARY
ZONE II AUXILIARY

(2) 7,500 GALLON
FIRE RESERVE TANK
COMPARTMENTS
ZONE III PRIMARY
ZONE II AUXILIARY



POT FILLERS PROVIDED FOR FLOORS 36 TO 49 (1/2" CW)

- 691.25' LV 53 - TOP OF BUILDING
- T.O.S. EL. + 648.25' LV 52 - EMB/ROOF
- T.O.S. EL. + 648.25' LV 51 UPPER - MECHANICAL
- T.O.S. EL. + 636.25' LV 50 - MECHANICAL
- T.O.S. EL. + 620.75' LV 49 - RESI - PENTHOUSE
- T.O.S. EL. + 605.25' LV 48 - RESI - PENTHOUSE
- T.O.S. EL. + 593.25' LV 47 - RESI - LOGGIA
- T.O.S. EL. + 581.25' LV 46 - RESI - LOGGIA
- T.O.S. EL. + 569.25' LV 45 - RESI - LOGGIA
- T.O.S. EL. + 557.25' LV 44 - RESI - LOGGIA
- T.O.S. EL. + 545.25' LV 43 - RESI - LOGGIA
- T.O.S. EL. + 533.25' LV 42 - RESI - LOGGIA
- T.O.S. EL. + 521.25' LV 41 - RESI - LOGGIA
- T.O.S. EL. + 509.25' LV 39 - RESI - 3 UNITS

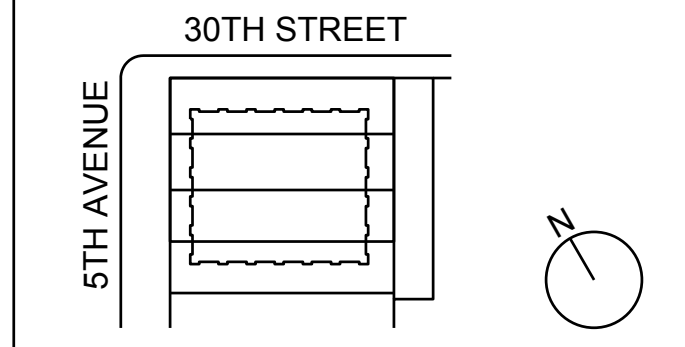
281 Fifth Avenue

NEW YORK, NY

- OWNER:
VICTOR NOMAD LLC
- CONSTRUCTION MANAGER:
LEND LEASE
200 PARK AVENUE, 9TH FLOOR
NEW YORK, NY 10166
TEL: 212 592 6700
- ARCHITECT:
RAFAEL VIÑOLY ARCHITECTS PC
50 VANDAM STREET
NEW YORK, NY 10013
TEL: 212 924 5060 FAX: 212 924 5858
- STRUCTURAL ENGINEER:
WSP PARSONS BRINCKERHOFF
ONE PENN PLAZA, 4TH FLOOR
NEW YORK, NY 10119
TEL: 212 687 9888
- MECHANICAL ENGINEER:
MGE ENGINEERING D.P.C.
116 WEST 32ND STREET, 12TH FLOOR
NEW YORK, NY 10001
TEL: 212 643 9055
- GEOTECH CIVIL ENGINEER:
LANGAN ENGINEERING
300 KIMBALL DRIVE, 4TH FLOOR
PARSIPPANY, NJ, 07054
TEL: 973 560 4900
- VERTICAL TRANSPORT CONSULTANT:
VAN DEUSEN & ASSOCIATES
120 EAGLE ROCK AVENUE, SUITE 310
EAST HANOVER, NJ, 07836
TEL: 973 994 9220
- ENCLOSURE CONSULTANT:
VIDARIS, INC.
360 PARK AVENUE SOUTH, 15TH FLOOR
NEW YORK, NY, 10010
TEL: 212 689 5389
- FACADE MAINTENANCE CONSULTANT:
ENTEK ENGINEERING LLC
166 AMES STREET
HACKENSACK, NJ, 07601
TEL: 201 820 2801
- ACOUSTICAL CONSULTANT:
CERAMI & ASSOCIATES
404 FIFTH AVENUE
NEW YORK, NY, 10018
TEL: 212 616 4179
- LIGHTING CONSULTANT:
ONE LUX STUDIO
158 WEST 29TH STREET, 10TH FLOOR
NEW YORK, NY, 10001
TEL: 212 201 5790
- SPECIFICATIONS CONSULTANT:
ROBERT SCHWARTZ & ASSOCIATES
589 EIGHTH AVENUE, 17TH FLOOR
NEW YORK, NY, 10018
TEL: 212 691 3248
- ENERGY MODELING CONSULTANT:
STEVEN WINTER ASSOCIATES, INC
307 SEVENTH AVENUE, SUITE 1701
NEW YORK, NY, 10001
TEL: 212 564 5800
- INTERIOR DESIGN CONSULTANT:
BEERS INTERIORS
156 5TH AVENUE, PENTHOUSE 2
NEW YORK, NY, 10010
TEL: 212 352 2020



ISSUE NO.	DATE	DESCRIPTION
02/24/17	DOB PAA	
02/17/17	BULLETIN #3	
12/22/16	CONST. DOC. UPDATE	
12/12/16	CONST. DOC.	
10/31/16	95% CD SET	
08/01/16	85% CD	
06/15/16	ISSUED FOR BID	
04/08/16	PROGRESS DD	
04/08/16	DOB SUBMITTAL	
01/18/16	FOUNDATION BID	
12/18/15	SCHEMATIC DESIGN	
04/15/15	DOB SUBMITTAL	



KEY PLAN AND NORTH SIGN
IF THIS DRAWING IS NOT 42" X 30" IT IS
A REDUCED PRINT.
REFER TO GRAPHIC SCALE

PROJECT NUMBER: 2
SCALE: NONE

PLUMBING DOMESTIC WATER RISER DIAGRAM

SHEET TITLE:
P-609.01
SHEET NUMBER: 43 OF 47

2003 RAFAEL VINDOY ARCHITECTS

281

Fifth Avenue
NEW YORK, NY

OWNER:
VICTOR NOMAD LLC

CONSTRUCTION MANAGER:
LEND LEASE
200 PARK AVENUE, 9TH FLOOR
NEW YORK, NY 10016
TEL: 212 592 6700

ARCHITECT:
RAFAEL VINDOY ARCHITECTS PC
50 VANDAM STREET
NEW YORK, NY 10013
TEL: 212 924 5060 FAX: 212 924 5858

STRUCTURAL ENGINEER:
WSP PARSONS BRINCKERHOFF
ONE PENN PLAZA, 4TH FLOOR
NEW YORK, NY 10119
TEL: 212 687 9888

MED/FIT ENGINEER:
MGE ENGINEERING D.P.C.
116 WEST 32ND STREET, 12TH FLOOR
NEW YORK, NY 10001
TEL: 212 643 9055

GEOTECH CIVIL ENGINEER:
LANGAN ENGINEERING
300 KIMBALL DRIVE, 4TH FLOOR
PARSIPPANY, NJ, 07054
TEL: 973 560 4900

VERTICAL TRANSPORT CONSULTANT:
VAN DEUSEN & ASSOCIATES
120 EAGLE ROCK AVENUE, SUITE 310
EAST HANOVER, NJ, 07836
TEL: 973 994 9220

ENCLOSURE CONSULTANT:
VIDARIS, INC.
360 PARK AVENUE SOUTH, 15TH FLOOR
NEW YORK, NY, 10010
TEL: 212 689 5389

FACADE MAINTENANCE CONSULTANT:
ENTEK ENGINEERING LLC
166 AMES STREET
HACKENSACK, NJ, 07601
TEL: 201 820 2801

ACOUSTICAL CONSULTANT:
CERAMI & ASSOCIATES
404 FIFTH AVENUE
NEW YORK, NY, 10018
TEL: 212 616 4179

LIGHTING CONSULTANT:
ONE LUX STUDIO
158 WEST 29TH STREET, 10TH FLOOR
NEW YORK, NY, 10001
TEL: 212 201 5790

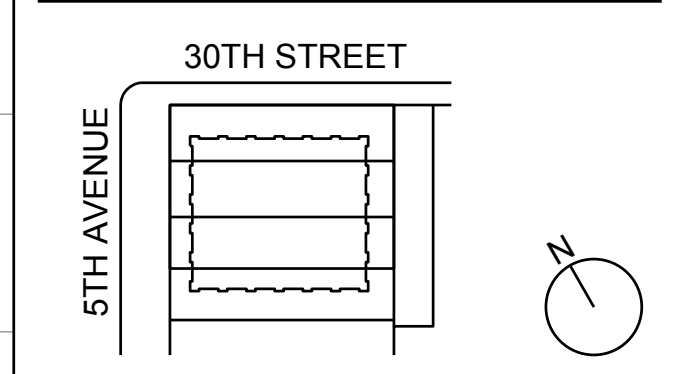
SPECIFICATIONS CONSULTANT:
ROBERT SCHWARTZ & ASSOCIATES
589 EIGHTH AVENUE, 17TH FLOOR
NEW YORK, NY, 10018
TEL: 212 691 3248

ENERGY MODELING CONSULTANT:
STEVEN WINTER ASSOCIATES, INC
307 SEVENTH AVENUE, SUITE 1701
NEW YORK, NY, 10001
TEL: 212 564 5800

INTERIOR DESIGN CONSULTANT:
BEERS INTERIORS
156 5TH AVENUE, PENTHOUSE 2
NEW YORK, NY, 10010
TEL: 212 352 2020



NO.	DATE	DESCRIPTION
1	02/24/17	DOB PAA
2	02/17/17	BULLETIN #3
3	12/22/16	CONST. DOC. UPDATE
4	12/12/16	CONST. DOC.
5	10/31/16	95% CD SET
6	08/01/16	85% CD
7	06/15/16	ISSUED FOR BID
8	04/08/16	PROGRESS DD
9	04/08/16	DOB SUBMITTAL
10	01/18/16	FOUNDATION BID
11	12/18/15	SCHEMATIC DESIGN
12	04/15/15	DOB SUBMITTAL
13	ISSUE NO.	DATE
14	ISSUE NO.	DATE




KEY PLAN AND NORTH SIGN
IF THIS DRAWING IS NOT 42" X 30" IT IS
A REDUCED PRINT;
REFER TO GRAPHIC SCALE

PROJECT NUMBER: 6982.00
SCALE: NTS

PLUMBING GAS
RISER DIAGRAM

SHEET TITLE:
P-610.01

SHEET NUMBER: 44 OF 47



NEW YORK CITY BUILDING DEPARTMENT APPROVAL NOTE
THIS PLAN IS APPROVED ONLY FOR WORK INDICATED ON THE APPLICATION
SPECIFICATION SHEET. ALL OTHER MATTERS SHOWN ARE NOT TO BE RELIED
UPON, OR TO BE CONSIDERED AS EITHER BEING APPROVED OR IN ACCORDANCE
WITH APPLICABLE CODES.

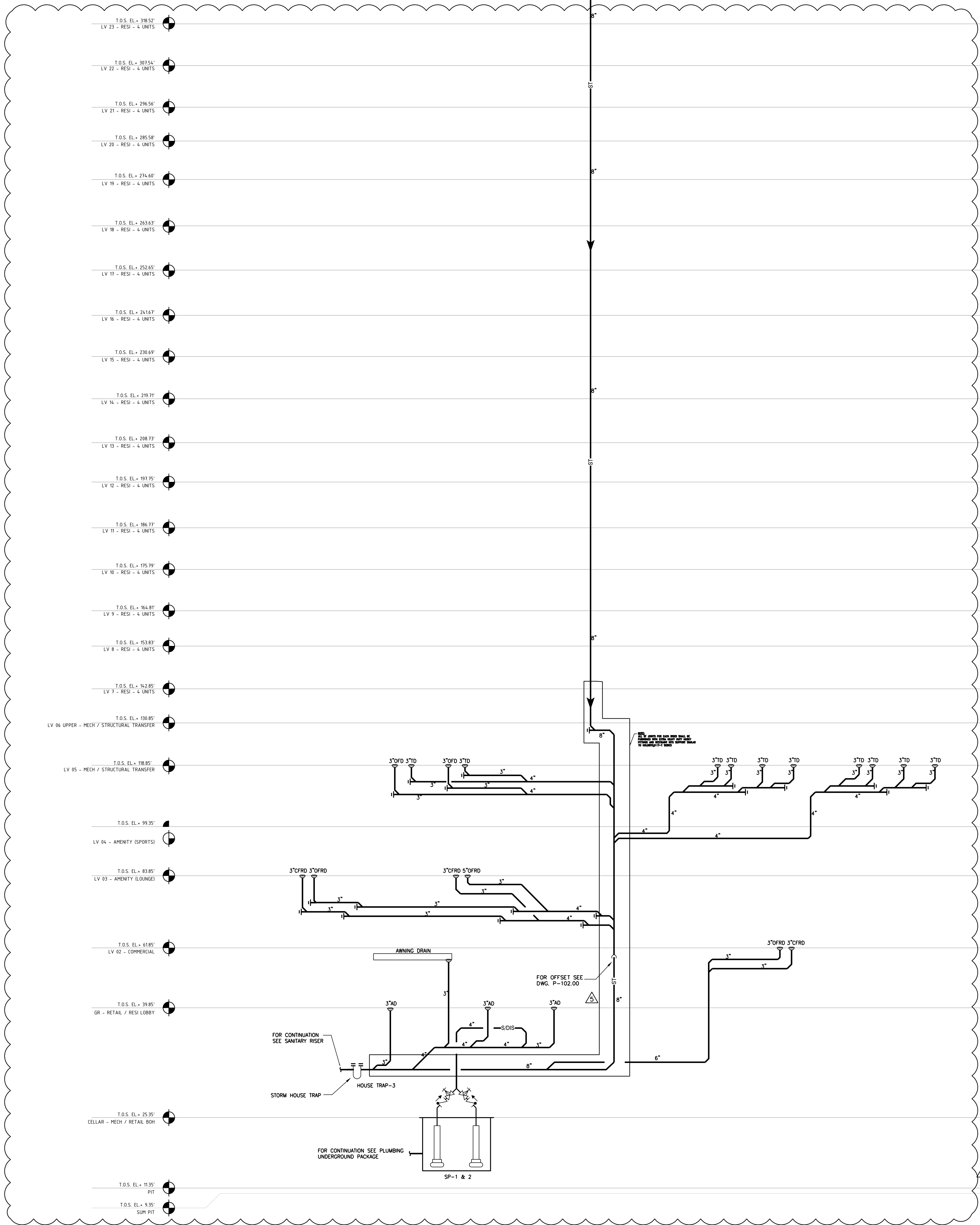
NEW YORK CITY ENERGY CONSERVATION CODE
TO THE BEST OF MY KNOWLEDGE, BELIEF AND PROFESSIONAL JUDGMENT,
THESE PLANS AND SPECIFICATIONS ARE IN COMPLIANCE WITH THE NEW YORK
CITY ENERGY CONSERVATION CODE.

Damian Titus
APPROVED
Under Directive 3 of 1975
PROFESSIONAL ENGINEER
Date: 08/01/2017
NYC Development Hub

MGE
MGE Engineering D.P.C., we engineer success
116 West 32nd Street, 12th Floor, New York, NY, 10001
P 212 643 9055 F 212 643 0505 www.mgepc.net

2003 RAFAEL VINDOY ARCHITECTS

1 2 3 4 5 6



281 Fifth Avenue NEW YORK, NY

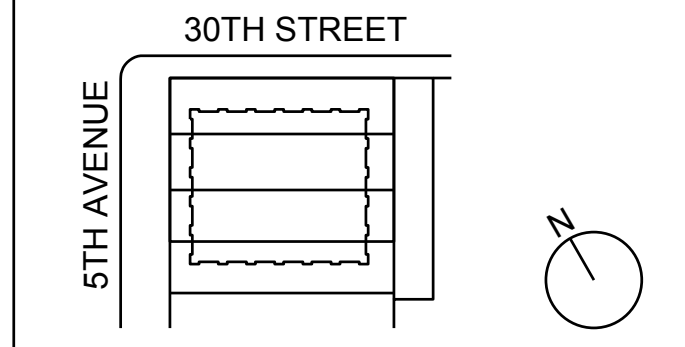
- OWNER:**
VICTOR NOMAD LLC
- CONSTRUCTION MANAGER:**
LEND LEASE
200 PARK AVENUE, 9TH FLOOR
NEW YORK, NY 10166
TEL: 212 592 6700
- ARCHITECT:**
RAFAEL VIÑOLY ARCHITECTS PC
50 VANDAM STREET
NEW YORK, NY 10013
TEL: 212 924 5060 FAX: 212 924 5858
- STRUCTURAL ENGINEER:**
WSP PARSONS BRINCKERHOFF
ONE PENN PLAZA, 4TH FLOOR
NEW YORK, NY 10119
TEL: 212 687 9888
- MEDIA/VIDEO ENGINEER:**
MGE ENGINEERING D.P.C.
116 WEST 32ND STREET, 12TH FLOOR
NEW YORK, NY 10001
TEL: 212 643 9055
- GEOTECH CIVIL ENGINEER:**
LANGAN ENGINEERING
300 KIMBALL DRIVE, 4TH FLOOR
PARSIPPANY, NJ, 07054
TEL: 973 560 4900
- VERTICAL TRANSPORT CONSULTANT:**
VAN DEUSEN & ASSOCIATES
120 EAGLE ROCK AVENUE, SUITE 310
EAST HANOVER, NJ, 07836
TEL: 973 994 9220
- ENCLOSURE CONSULTANT:**
VIDARIS, INC.
360 PARK AVENUE SOUTH, 15TH FLOOR
NEW YORK, NY, 10010
TEL: 212 689 5389
- FACADE MAINTENANCE CONSULTANT:**
ENTEK ENGINEERING LLC
166 AMES STREET
HACKENSACK, NJ, 07601
TEL: 201 820 2801
- ACOUSTICAL CONSULTANT:**
CERAMI & ASSOCIATES
404 FIFTH AVENUE
NEW YORK, NY, 10018
TEL: 212 616 4179
- LIGHTING CONSULTANT:**
ONE LUX STUDIO
158 WEST 29TH STREET, 10TH FLOOR
NEW YORK, NY, 10001
TEL: 212 201 5790
- SPECIFICATIONS CONSULTANT:**
ROBERT SCHWARTZ & ASSOCIATES
589 EIGHTH AVENUE, 17TH FLOOR
NEW YORK, NY, 10018
TEL: 212 691 3248
- ENERGY MODELING CONSULTANT:**
STEVEN WINTER ASSOCIATES, INC.
307 SEVENTH AVENUE, SUITE 1701
NEW YORK, NY, 10001
TEL: 212 564 5800
- INTERIOR DESIGN CONSULTANT:**
BEERS INTERIORS
156 5TH AVENUE, PENTHOUSE 2
NEW YORK, NY, 10010
TEL: 212 352 2020



SEAL

NO.	DATE	DESCRIPTION
1	02/24/17	DOB PAA
2	02/17/17	BULLETIN #3
3	12/22/16	CONST. DOC. UPDATE
4	12/12/16	CONST. DOC.
5	10/31/16	95% CD SET
6	08/01/16	85% CD
7	06/15/16	ISSUED FOR BID
8	04/08/16	PROGRESS DD
9	04/08/16	DOB SUBMITTAL
10	01/18/16	FOUNDATION BID
11	12/18/15	SCHEMATIC DESIGN
12	04/15/15	DOB SUBMITTAL

ISSUE NO. DATE DESCRIPTION



KEY PLAN AND NORTH SIGN
IF THIS DRAWING IS NOT 42" X 30" IT IS
A REDUCED PRINT;
REFER TO GRAPHIC SCALE

PROJECT NUMBER: 6982.00
SCALE: NTS



NEW YORK CITY BUILDING DEPARTMENT APPROVAL NOTE
THIS PLAN IS APPROVED ONLY FOR WORK INDICATED ON THE APPLICATION SPECIFICATION SHEET. ALL OTHER MATTERS SHOWN ARE NOT TO BE RELIED UPON, OR TO BE CONSIDERED AS EITHER BEING APPROVED OR IN ACCORDANCE WITH APPLICABLE CODES.

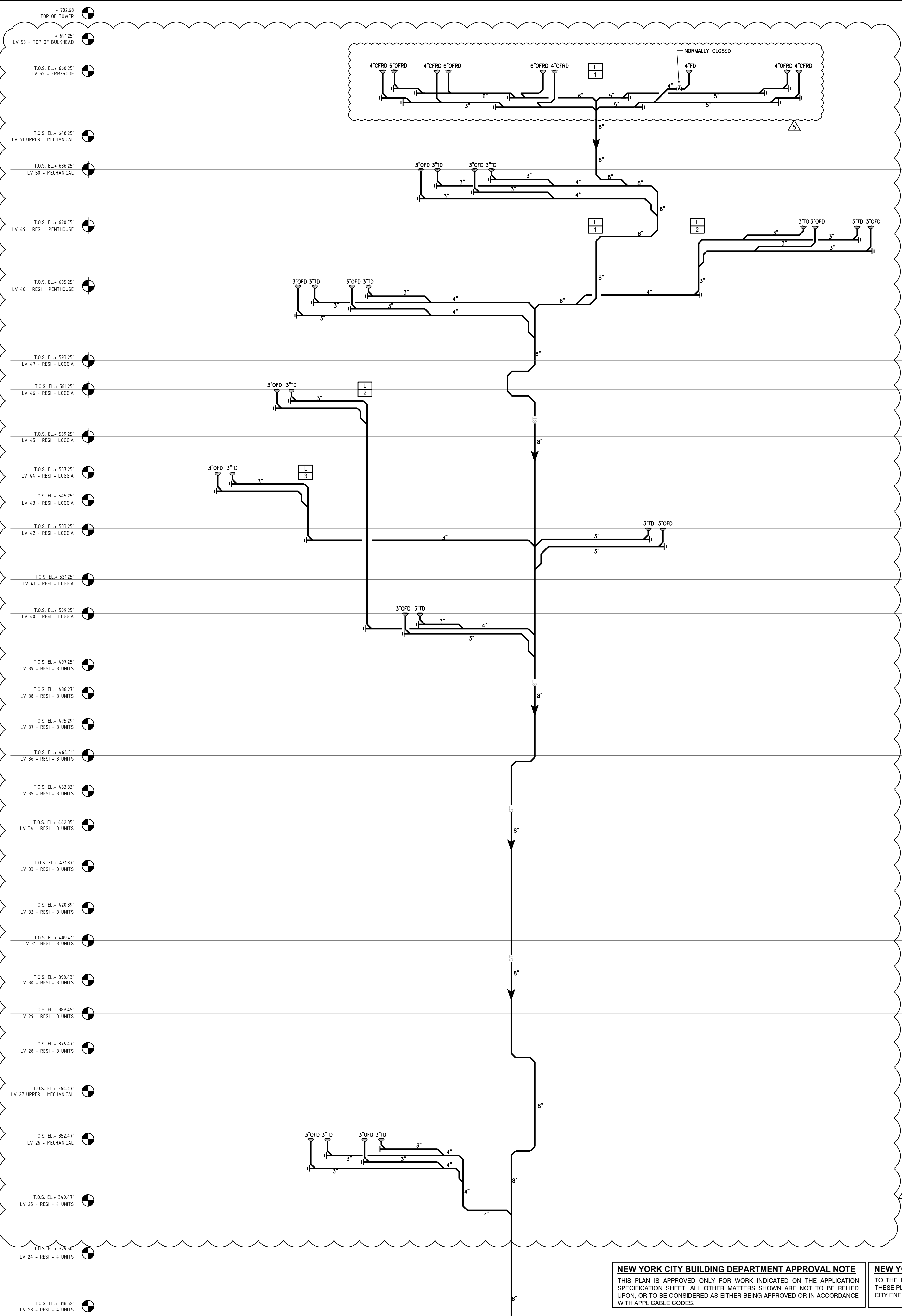
NEW YORK CITY ENERGY CONSERVATION CODE
TO THE BEST OF MY KNOWLEDGE, BELIEF AND PROFESSIONAL JUDGMENT, THESE PLANS AND SPECIFICATIONS ARE IN COMPLIANCE WITH THE NEW YORK CITY ENERGY CONSERVATION CODE.



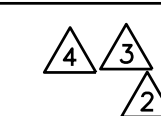
SHEET TITLE :
P-611.01
SHEET NUMBER : 45 OF 47

2003 RAFAEL VINDOY ARCHITECTS

1 2 3 4 5 6



702.68
TOP OF TOWER
 691.25
LV 53 - TOP OF BULKHEAD
 T.O.S. EL. = 660.25
LV 52 - EHR/ROOF
 T.O.S. EL. = 648.25
LV 51 UPPER - MECHANICAL
 T.O.S. EL. = 636.25
LV 50 - MECHANICAL
 T.O.S. EL. = 620.75
LV 49 - RESI - PENTHOUSE
 T.O.S. EL. = 605.25
LV 48 - RESI - PENTHOUSE
 T.O.S. EL. = 593.25
LV 47 - RESI - LOGGIA
 T.O.S. EL. = 581.25
LV 46 - RESI - LOGGIA
 T.O.S. EL. = 569.25
LV 45 - RESI - LOGGIA
 T.O.S. EL. = 557.25
LV 44 - RESI - LOGGIA
 T.O.S. EL. = 545.25
LV 43 - RESI - LOGGIA
 T.O.S. EL. = 533.25
LV 42 - RESI - LOGGIA
 T.O.S. EL. = 521.25
LV 41 - RESI - LOGGIA
 T.O.S. EL. = 509.25
LV 40 - RESI - LOGGIA
 T.O.S. EL. = 497.25
LV 39 - RESI - 3 UNITS
 T.O.S. EL. = 486.25
LV 38 - RESI - 3 UNITS
 T.O.S. EL. = 475.25
LV 37 - RESI - 3 UNITS
 T.O.S. EL. = 464.25
LV 36 - RESI - 3 UNITS
 T.O.S. EL. = 453.25
LV 35 - RESI - 3 UNITS
 T.O.S. EL. = 442.25
LV 34 - RESI - 3 UNITS
 T.O.S. EL. = 431.25
LV 33 - RESI - 3 UNITS
 T.O.S. EL. = 420.25
LV 32 - RESI - 3 UNITS
 T.O.S. EL. = 409.25
LV 31 - RESI - 3 UNITS
 T.O.S. EL. = 398.25
LV 30 - RESI - 3 UNITS
 T.O.S. EL. = 387.25
LV 29 - RESI - 3 UNITS
 T.O.S. EL. = 376.25
LV 28 - RESI - 3 UNITS
 T.O.S. EL. = 364.25
LV 27 UPPER - MECHANICAL
 T.O.S. EL. = 352.25
LV 26 - MECHANICAL
 T.O.S. EL. = 340.25
LV 25 - RESI - 4 UNITS
 T.O.S. EL. = 329.25
LV 24 - RESI - 4 UNITS
 T.O.S. EL. = 318.25
LV 23 - RESI - 4 UNITS



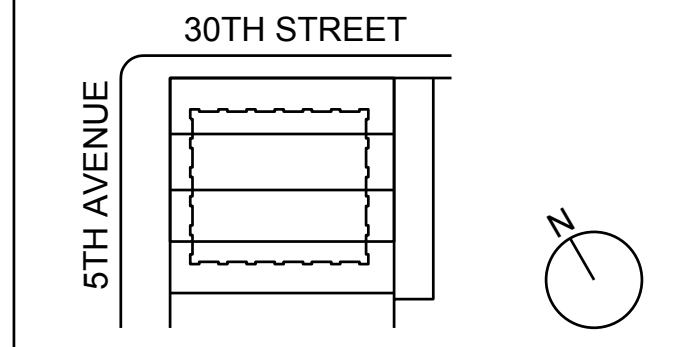
281 Fifth Avenue NEW YORK, NY

OWNER:
VICTOR NOMAD LLC
 CONSTRUCTION MANAGER:
LEND LEASE
200 PARK AVENUE, 9TH FLOOR
NEW YORK, NY 10166
TEL: 212 592 6700
 ARCHITECT:
RAFAEL VINDOY ARCHITECTS PC
50 VANDAM STREET
NEW YORK, NY 10013
TEL: 212 924 5060 FAX: 212 924 5858
 STRUCTURAL ENGINEER:
WSP PARSONS BRINCKERHOFF
ONE PENN PLAZA, 4TH FLOOR
NEW YORK, NY 10119
TEL: 212 687 9888
 MEP/FIT ENGINEER:
MGE ENGINEERING D.P.C.
116 WEST 32ND STREET, 12TH FLOOR
NEW YORK, NY 10001
TEL: 212 643 9055
 GEOTECH CIVIL ENGINEER:
LANGAN ENGINEERING
300 KIMBALL DRIVE, 4TH FLOOR
PARSIPPANY, NJ, 07054
TEL: 973 560 4900
 VERTICAL TRANSPORT CONSULTANT:
VAN DEUSEN & ASSOCIATES
120 EAGLE ROCK AVENUE, SUITE 310
EAST HANOVER, NJ, 07836
TEL: 973 994 9220
 ENCLOSURE CONSULTANT:
VIDARIS, INC.
360 PARK AVENUE SOUTH, 15TH FLOOR
NEW YORK, NY, 10010
TEL: 212 689 5389
 FACADE MAINTENANCE CONSULTANT:
ENTEK ENGINEERING LLC
166 AMES STREET
HACKENSACK, NJ, 07601
TEL: 201 820 2801
 ACOUSTICAL CONSULTANT:
CERAMI & ASSOCIATES
404 FIFTH AVENUE
NEW YORK, NY, 10018
TEL: 212 616 4179
 LIGHTING CONSULTANT:
ONE LUX STUDIO
158 WEST 29TH STREET, 10TH FLOOR
NEW YORK, NY, 10001
TEL: 212 201 5790
 SPECIFICATIONS CONSULTANT:
ROBERT SCHWARTZ & ASSOCIATES
589 EIGHTH AVENUE, 17TH FLOOR
NEW YORK, NY, 10018
TEL: 212 691 3248
 ENERGY MODELING CONSULTANT:
STEVEN WINTER ASSOCIATES, INC
307 SEVENTH AVENUE, SUITE 1701
NEW YORK, NY, 10001
TEL: 212 564 5800
 INTERIOR DESIGN CONSULTANT:
BEERS INTERIORS
156 5TH AVENUE, PENTHOUSE 2
NEW YORK, NY, 10010
TEL: 212 352 2020



SEAL

02/24/17	DOB PAA	
02/17/17	BULLETIN #3	
12/22/16	CONST. DOC. UPDATE	
12/12/16	CONST. DOC.	
10/31/16	95% CD SET	
08/01/16	85% CD	
06/15/16	ISSUED FOR BID	
04/08/16	PROGRESS DD	
04/08/16	DOB SUBMITTAL	
01/18/16	FOUNDATION BID	
12/18/15	SCHEMATIC DESIGN	
04/15/15	DOB SUBMITTAL	
ISSUE NO.	ISSUE DATE	DESCRIPTION



KEY PLAN AND NORTH SIGN
 IF THIS DRAWING IS NOT 42" X 30" IT IS A REDUCED PRINT;
 REFER TO GRAPHIC SCALE
 PROJECT NUMBER: 6982.00
 SCALE: NTS



NEW YORK CITY BUILDING DEPARTMENT APPROVAL NOTE
 THIS PLAN IS APPROVED ONLY FOR WORK INDICATED ON THE APPLICATION SPECIFICATION SHEET. ALL OTHER MATTERS SHOWN ARE NOT TO BE RELIED UPON, OR TO BE CONSIDERED AS EITHER BEING APPROVED OR IN ACCORDANCE WITH APPLICABLE CODES.
NEW YORK CITY ENERGY CONSERVATION CODE
 TO THE BEST OF MY KNOWLEDGE, BELIEF AND PROFESSIONAL JUDGMENT, THESE PLANS AND SPECIFICATIONS ARE IN COMPLIANCE WITH THE NEW YORK CITY ENERGY CONSERVATION CODE.



SHEET TITLE :
P-612.01
 SHEET NUMBER : 46 OF 47

2016 RAFAEL VINOLY ARCHITECTS

Each individual system may be entered separately, or multiple systems may be grouped together if all input parameters identified with an (*) are similar.

Model Input Parameter	HVAC System / Group (BASELINE DESIGN)		HVAC System / Group (PROPOSED DESIGN)		Supporting Doc. Location	Model Output Report
	Description	Units	Description	Units		
System Description	DX Water-cooled with Hot Water Coils					
System Designation(s)	MUA-1-2-3-4-5					
# of Similar Systems	5					
Total Cooling Capacity	1,400	ktbt/h	n/a	ktbt/h		
Table 6.5.1.1 Unitary Cooling Capacity Range	n/a					
*Unitary Cooling EER (EER or SEER)	EER	n/a	EER	n/a		
Unitary Cooling Part Load EER (if applicable)	IEER	n/a	IEER	n/a		
Total Heating Capacity	2,123	MBH	n/a	MBH		
Table 6.5.1.1 Unitary Heating Capacity Range	n/a					
*Unitary Heating Efficiency	ET	n/a	ET	n/a		
*Fan Control	Variable Speed					
Supply Airflow	30640	cfm	30640	cfm	M-701.00 thru M-703.00	PV-A
Outdoor Airflow	30640	cfm	30640	cfm		
*Demand Control Ventilation	No		No			
*Economizer High Limit Shutoff (°F)			n/a			
Exhaust Air Energy Recovery Systems	Yes, MUA 1-2-3-4-5					
*Exhaust Air Energy Recovery Effectiveness	60%					
Supply Fan Power	0.000971	kw/cfm	0.000971	kw/cfm		
Return/Reheat Fan Power	kw/cfm		kw/cfm			
Exhaust Fan Power	kw		kw			
System Fan Power	29.75	kw	29.75	kw		
Allowed Fan Power:	kw		kw			
Other (describe)						
Other (describe)						
Other (describe)						
Other (describe)						

This is ASHRAE system-7 VAV with reheat and has been modeled as system per floor as per G3.1.1

Model Input Parameter	HVAC System / Group (BASELINE DESIGN)		HVAC System / Group (PROPOSED DESIGN)		Supporting Doc. Location	Model Output Report
	Description	Units	Description	Units		
# and Type of Chillers (and capacity of chiller if more than 1 type or size)	(1) Water cooled screw chiller					
Total Chiller Capacity	100	tons	N/A	tons		
Chiller Efficiency - Full Load	0.79	kw/ton	N/A	kw/ton		
Chiller Efficiency - Part Load	0.586	PLV	N/A	PLV		
Chilled Water (CHW) Supply Temp	44	°F	N/A	°F		
CHW ΔT	12	°F	N/A	°F		
CHW Supply Temp Reset Parameters	44 off at 80 °F and above; 54 off at 60 °F and below; and ramped linearly in between					
CHW Loop Configuration	N/A					
Number of Primary CHW Pumps	1	#	N/A	#		
Primary CHW Pump Power	4.362	kw	N/A	kw		
Primary CHW Pump Flow	202.6	gpm	N/A	gpm		
Primary CHW Pump Control	One Speed Pump					
Number of Secondary CHW Pumps		#		#		
Secondary CHW Pump Power		kw		kw		
Secondary CHW Pump Flow		gpm		gpm		
Secondary CHW Pump Control						
Water-Side Economizer						
Water-Side Energy Recovery						
Other (describe)						
Other (describe)						
Other (describe)						
Other (describe)						

This is ASHRAE system-7 VAV with reheat and has been modeled as system per floor as per G3.1.1

Model Input Parameter	HVAC System / Group (BASELINE DESIGN)		HVAC System / Group (PROPOSED DESIGN)		Supporting Doc. Location	Model Output Report
	Description	Units	Description	Units		
Number of Cooling Towers/Fluid Coolers	1					
Cooling Tower Fan Power	5.924	kw	29.194	kw/cell		
Cooling Tower Fan Control	Two-Speed Fan					
Condenser Water (CW) Leaving Temp	85	°F	83	°F		
CW ΔT	10	°F	10	°F		
CW Loop Temp Reset Parameters	70F					
Number of CW Pumps	1	#	2 (one standby)	#		
CW Pump Power	5.569	kw	62.773	kw		
CW Pump Flow	295.6	gpm	1,900	gpm		
CW Pump Control						
Other (describe)						
Other (describe)						
Other (describe)						
Other (describe)						

Model Input Parameter	HVAC System / Group (BASELINE DESIGN)		HVAC System / Group (PROPOSED DESIGN)		Supporting Doc. Location	Model Output Report
	Description	Units	Description	Units		
Number and Type of Boilers	(2) Hot-water fossil fuel boiler					
Total Boiler Capacity	9,950	MBH	12,000	MBH		
Boiler Efficiency	80%	Et	80.0%	Et		
Hot Water or Steam (HWS) Supply Temp	180	°F	120	°F		
HWS ΔT	50	°F	20	°F		
HWS Temp Reset Parameters	150 off OA 50 off 180 off OA 20 off					
HWS Loop Configuration	primary/secondary					
Number of Primary HWS Pumps	1	#	4 (2 stand-by)	#		
Primary HWS Pump Power	7.466	kw	115.503	kw		
Primary HWS Pump Flow	396.3	gpm	3,900	gpm		
Primary HWS Pump Control	Variable Speed					
Number of Secondary HWS Pumps		#		#		
Secondary HWS Pump Power		kw		kw		
Secondary HWS Pump Flow		gpm		gpm		
Secondary HWS Pump Control						
Other (describe)						
Other (describe)						
Other (describe)						

277 Fifth Avenue

NEW YORK, NY

OWNER:
VICTOR NOMAD LLC

CONSTRUCTION MANAGER:
LEND LEASE
200 PARK AVENUE, 9TH FLOOR
NEW YORK, NY 10166
TEL: 212 592 6700

ARCHITECT:
RAFAEL VINOLY ARCHITECTS PC
50 VANDAM STREET
NEW YORK, NY 10013
TEL: 212 924 5060 FAX: 212 924 5858

STRUCTURAL ENGINEER:
WSP PARSONS BRINCKERHOFF
ONE PENN PLAZA, 4TH FLOOR
NEW YORK, NY 10119
TEL: 212 687 9888

MEP/FP/IT ENGINEER:
MGE ENGINEERING
116 WEST 32ND STREET, 12TH FLOOR
NEW YORK, NY 10001
TEL: 212 643 9055

GEOTECH CIVIL ENGINEER:
LANGAN ENGINEERING
300 KIMBALL DRIVE, 4TH FLOOR
PARSIPPANY, NJ 07054
TEL: 973 560 4900

VERTICAL TRANSPORT CONSULTANT:
VAN DEUSEN & ASSOCIATES
120 EAGLE ROCK AVENUE, SUITE 310
EAST HANOVER, NJ, 07936
TEL: 973 994 9220

ENCLOSURE CONSULTANT:
VIDARIS, INC.
360 PARK AVENUE SOUTH, 15TH FLOOR
NEW YORK, NY, 10010
TEL: 212 689 5389

FAÇADE MAINTENANCE CONSULTANT:
ENTEK ENGINEERING LLC
166 AMES STREET
HACKENSACK, NJ, 07601
TEL: 201 820 2801

ACOUSTICAL CONSULTANT:
CERAMI & ASSOCIATES
404 FIFTH AVENUE
NEW YORK, NY, 10018
TEL: 212 616 4179


LIGHTING CONSULTANT:
ONE LUX STUDIO
158 WEST 29TH STREET, 10TH FLOOR
NEW YORK, NY, 10001
TEL: 212 201 5790

SPECIFICATIONS CONSULTANT:
ROBERT SCHWARTZ & ASSOCIATES
589 EIGHTH AVENUE, 17TH FLOOR
NEW YORK, NY, 10018
TEL: 212 691 3248

ENERGY MODELING CONSULTANT:
STEVEN WINTER ASSOCIATES, INC
307 SEVENTH AVENUE, SUITE 1701
NEW YORK, NY, 10001
TEL: 212 564 5800

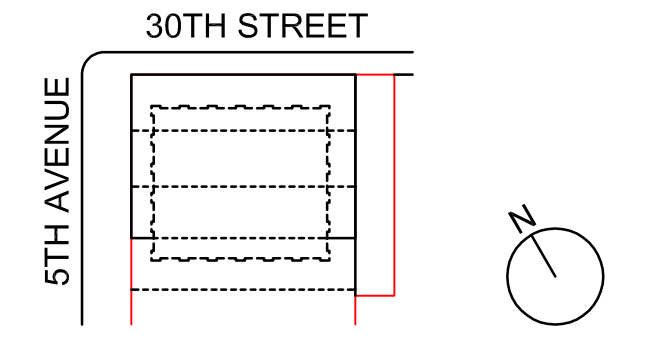
INTERIOR DESIGN CONSULTANT:
BEERS INTERIORS
156 5TH AVENUE, PENTHOUSE 2
NEW YORK, NY, 10010
TEL: 212 352 2020

NYC DEPT. OF BUILDINGS
PAA #1

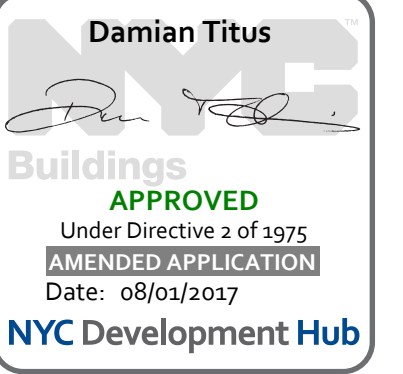


ARCHITECT'S SEAL

^		
^		
^		
^		
^		
^		
^	02/24/2017	PAA #1
^	04/08/2016	DOB SUBMITTAL
^	01/18/2016	FOUNDATION BID
^	12/23/2015	SCHEMATIC DESIGN
^	ISSUE NO.	ISSUE DATE DESCRIPTION

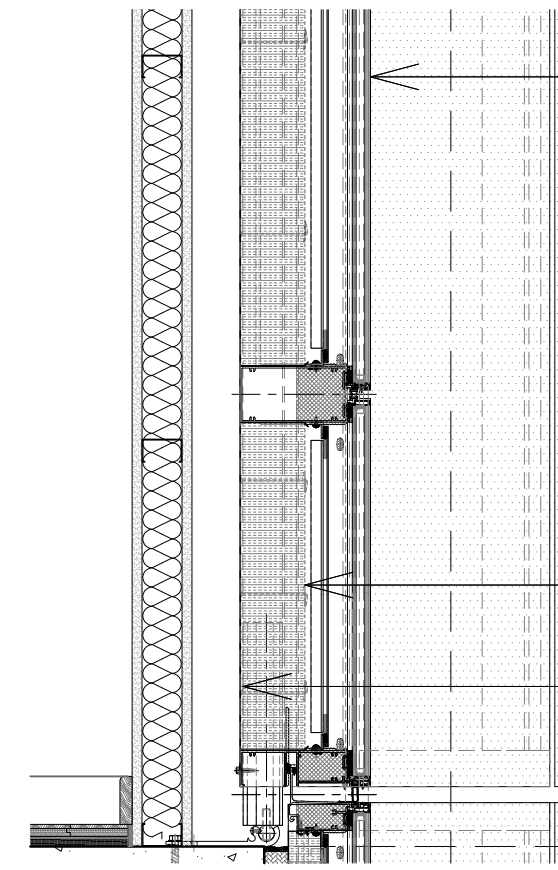


KEY PLAN AND NORTH SIGN
IF THIS DRAWING IS NOT 42" X 30" IT IS A REDUCED PRINT;
REFER TO GRAPHIC SCALE



SCALE
ENERGY CODE COMPLIANCE EN-1 SUPPORTING DOCUMENTS
SHEET TITLE:
EN-002.01
SHEET NUMBER:

SPANDREL GLASS CURTAIN WALL ASSEMBLIES				
ELEMENT (INTERIOR TO EXTERIOR)	THICKNESS (IN)	R	U	REFERENCE ASHRAE 90.1-APPENDIX A/OTHER
INTERIOR FILM		NA		
5/8" GYPSUM WALL BOARD	0.625	NA		
1-5/8" FURRING + R-11 BATT + EXTERIOR SHEATHING	2-12	NA		ASHRAE 90.1 2010 TABLE A3.3
4" Semi Rigid CONT INSULATION	4	20		MFG.Spec Sheet
IGU WITH SPANDREL GLASS/FRIT #4 SURFACE INNER LIGHT TEMPERED		NA		http://www.archtoolbox.com/materials-systems/thermal-moisture-protection/rvalue.html
EXTERIOR FILM		NA		
ASSEMBLY TOTAL		20	0.044	TABLE A3.3 (R-11 + R-15 C.I.)
APPLICABLE CODE REQUIREMENT		R-13+R-7.5 C.I.	0.064	MEETS CODE: U-VALUE < CODE REQUIREMENT

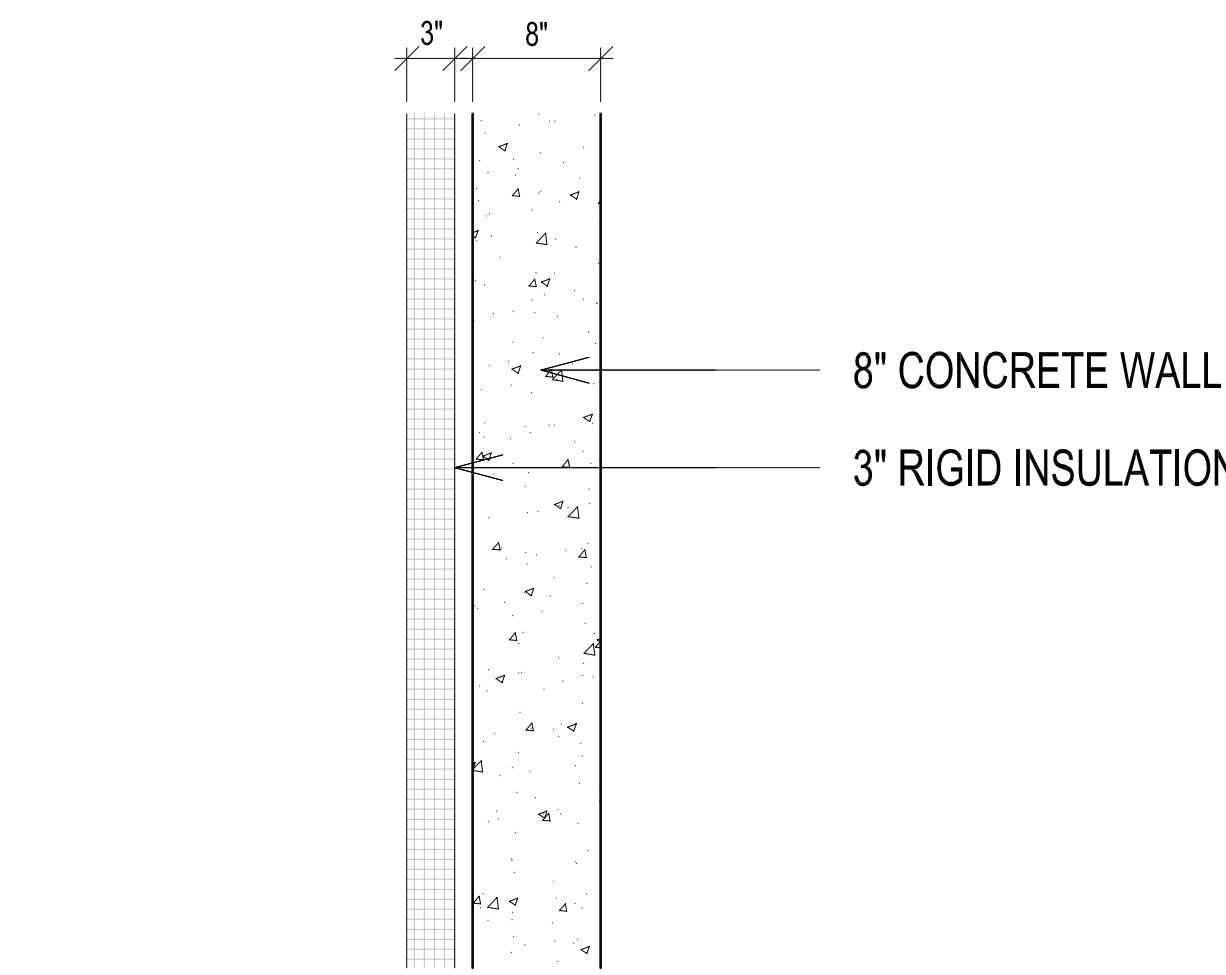


IGU WITH SPANDREL GLASS/FRIT #4 SURFACE INNER LIGHT TO BE TEMPERED

4" THERMAFIBER INSULATION
GALVANIZED BACK PANEL SEALED TO MULLION SUPPORT

SPANDREL GLASS CURTAIN WALL ASSEMBLIES TOWER SECTION SCALE 1" = 1'-0" 10

ADJACENT PARTY WALL				
ELEMENT (INTERIOR TO EXTERIOR)	THICKNESS (IN)	R	U	REFERENCE ASHRAE 90.1-APPENDIX A/OTHER
INTERIOR FILM		NA		
8" CONCRETE (115 LB/FT3 DENSITY)	8	1.64		TABLE A3.1 B
3" RIGID INSULATION	3	15.000		
ASSEMBLY TOTAL		16.64	0.060	
APPLICABLE CODE REQUIREMENT		R-13+R-7.5 C.I.	0.064	MEETS CODE: U-VALUE < CODE REQUIREMENT

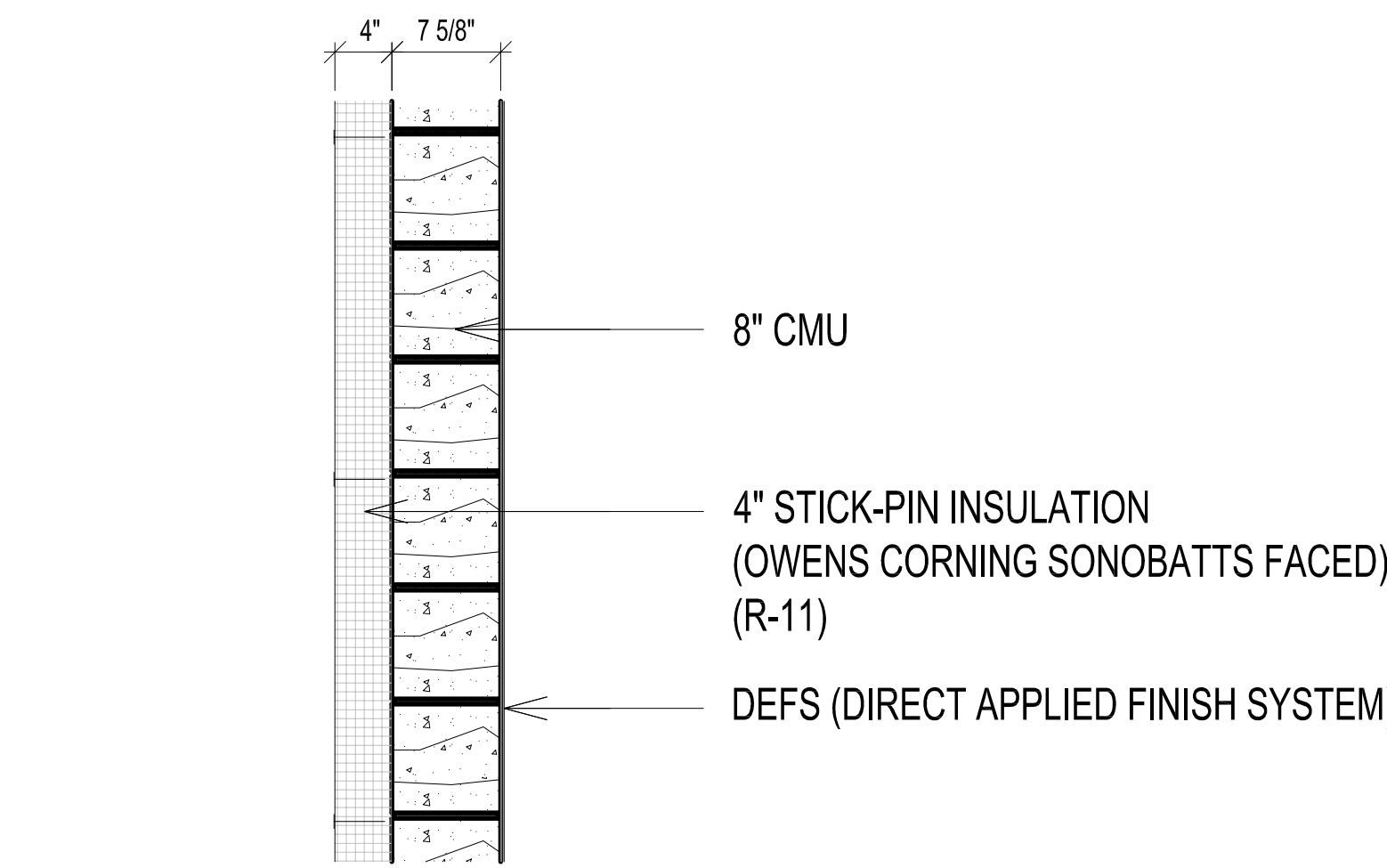


1 1/8" VE 13-85 INSULATING GLASS FT 1/2" STARPHIRE VE-85, 1/2" AIRSPACE-MILL FINISH GRAY SILICONE, 3/8" STARPHIRE FT

8" CONCRETE WALL
3" RIGID INSULATION

PARTY WALL SECTION SCALE 1" = 1'-0" 08

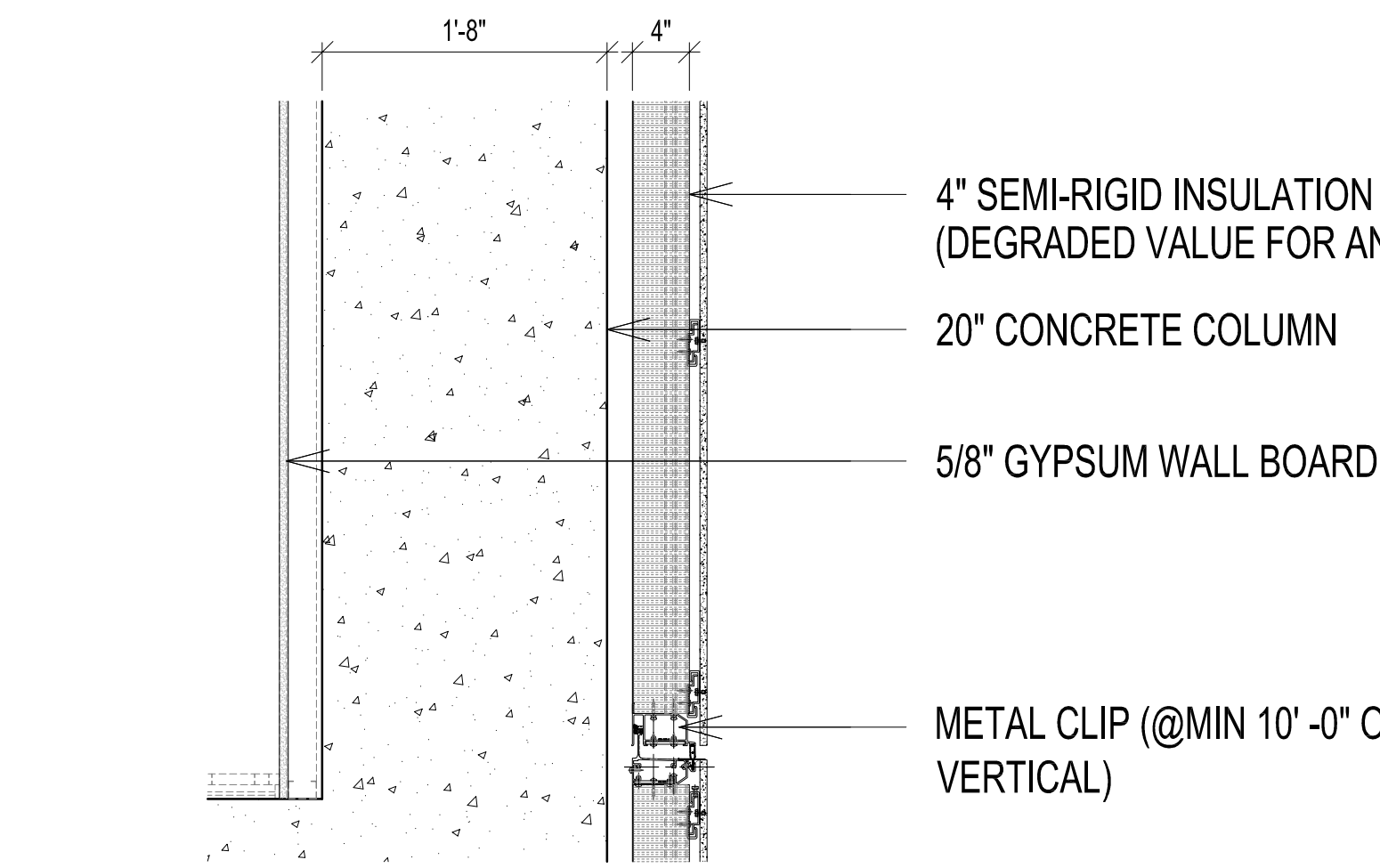
DEFS (DIRECT-APPLIED EXTERIOR FINISHING SYSTEM)				
ELEMENT (INTERIOR TO EXTERIOR)	THICKNESS (IN)	R	U	REFERENCE ASHRAE 90.1-APPENDIX A/OTHER
INTERIOR FILM		NA		A9.4.1
4" STICK PIN INSULATION	4	11.00		PRODUCT: OWENS CORNING SONOBATTS
8" CMU		NA		A9.4.1
EXTERIOR FILM		0.17		A9.4.1
DEF FINISH		NA		A9.4.1
ASSEMBLY TOTAL		11	0.081	
APPLICABLE CODE REQUIREMENT		R-11.4 C.I.	0.080	MEETS CODE: U-VALUE < CODE REQUIREMENT



8" CMU
4" STICK-PIN INSULATION (OWENS CORNING SONOBATTS FACED) (R-11)
DEFS (DIRECT APPLIED FINISH SYSTEM)

DEFS SECTION SCALE 1" = 1'-0" 07

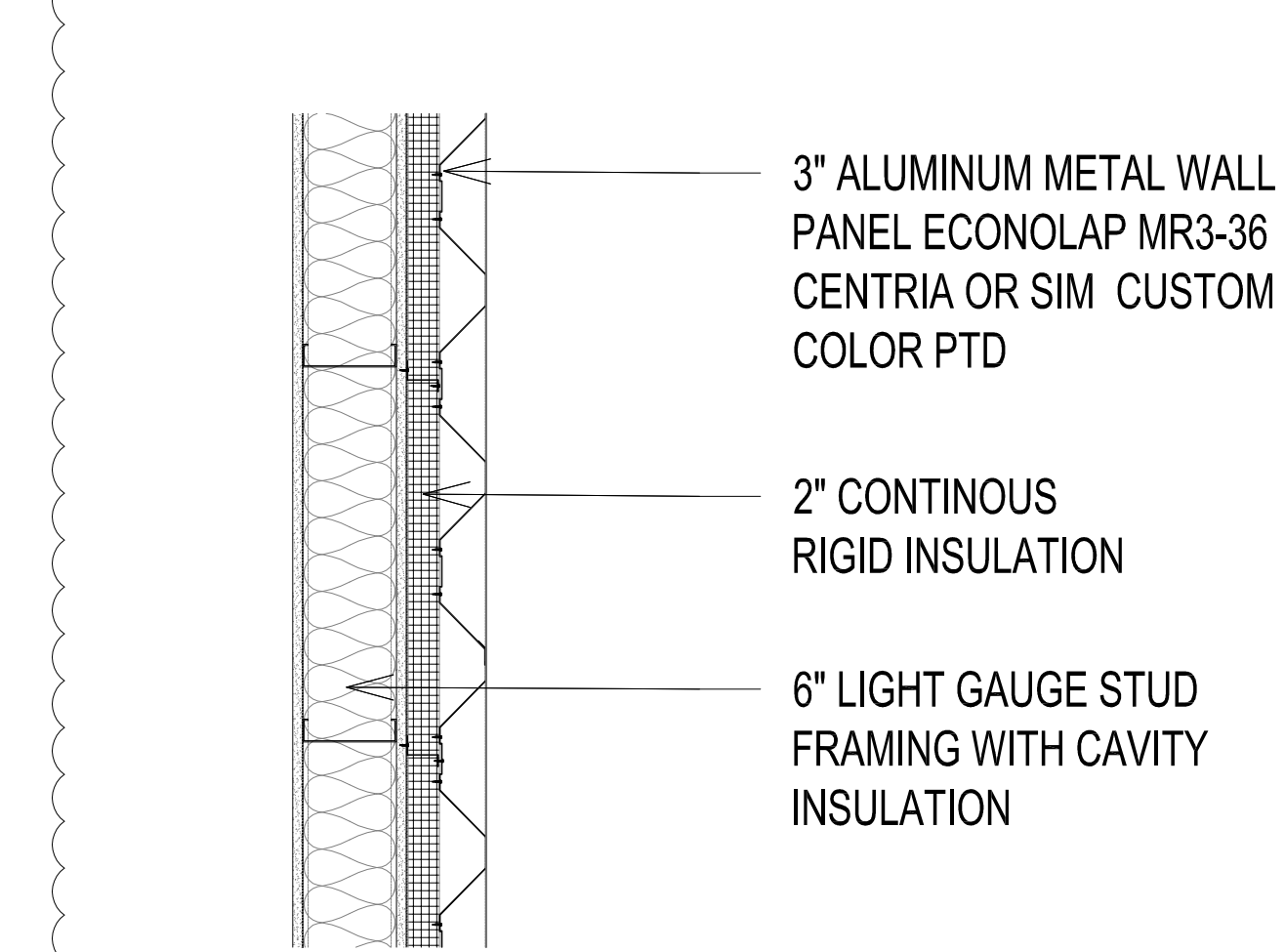
FIBRE C PANEL CLADDING SYSTEM, EXTERIOR COLUMN FINISH				
ELEMENT (INTERIOR TO EXTERIOR)	THICKNESS (IN)	R	U	REFERENCE ASHRAE 90.1-APPENDIX A/OTHER
INTERIOR FILM		NA		A9.4.1
5/8" GYPSUM WALL BOARD	0.625	NA		TABLE A9.4D
CONCRETE AT 0.0625 PER INCH	20	1.25		TABLE A9.4D
4" RIGID INSULATION (DERATED VALUE FOR ANCHORING)	4	12.00		TABLE A3.1A
EXTERIOR FILM		NA		A9.4.1
ASSEMBLY TOTAL		13.25	0.075	
APPLICABLE CODE REQUIREMENT		R-13+R-7.5 C.I.	0.064	DOES NOT MEET CODE



4" SEMI-RIGID INSULATION (DEGRADED VALUE FOR ANCHORING)
20" CONCRETE COLUMN
5/8" GYPSUM WALL BOARD
METAL CLIP @MIN 10'-0" O'C VERTICAL)

FIBRE C PANEL CLADDING SYSTEM SECTION SCALE 1" = 1'-0" 06

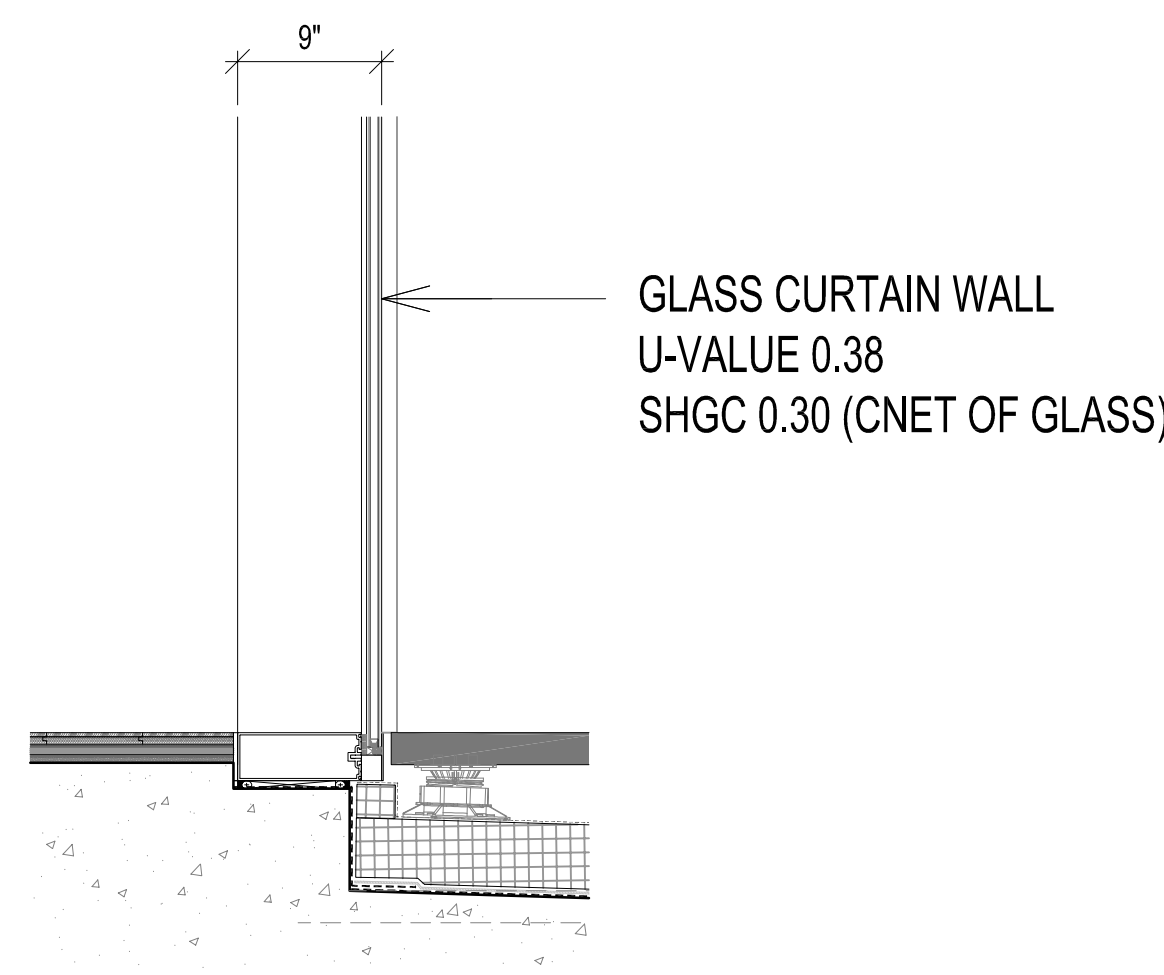
MECHANICAL LEVEL WALL SECTION				
ELEMENT (INTERIOR TO EXTERIOR)	THICKNESS (IN)	R	U	REFERENCE ASHRAE 90.1-APPENDIX A/OTHER
3" ALUMINUM METAL WALL PANEL ECONOLAP MR3-36 CENTRIA	3	NA		
EXTERIOR FILM		NA		A 9.4.1
2" RIGID INSULATION	2	10		R-5 PER INCH MFG SPEC SHEET
6" LIGHT GAUGE METAL STUD FRAMING WITH CAVITY INSULATION (R-11)		5.5		ASHRAE 90.1 2010 TABLE A3.3
INTERIOR FILM		NA		A 9.4.1
ASSEMBLY TOTAL		15.5	0.057	
APPLICABLE CODE REQUIREMENT		R-13+R-7.5 C.I.	0.064	MEETS CODE: U-VALUE < CODE REQUIREMENT



3" ALUMINUM METAL WALL PANEL ECONOLAP MR3-36 CENTRIA OR SIM CUSTOM COLOR PTD
2" CONTINUOUS RIGID INSULATION
6" LIGHT GAUGE STUD FRAMING WITH CAVITY INSULATION

MECHANICAL LEVEL WALL SECTION SCALE 1" = 1'-0" 05

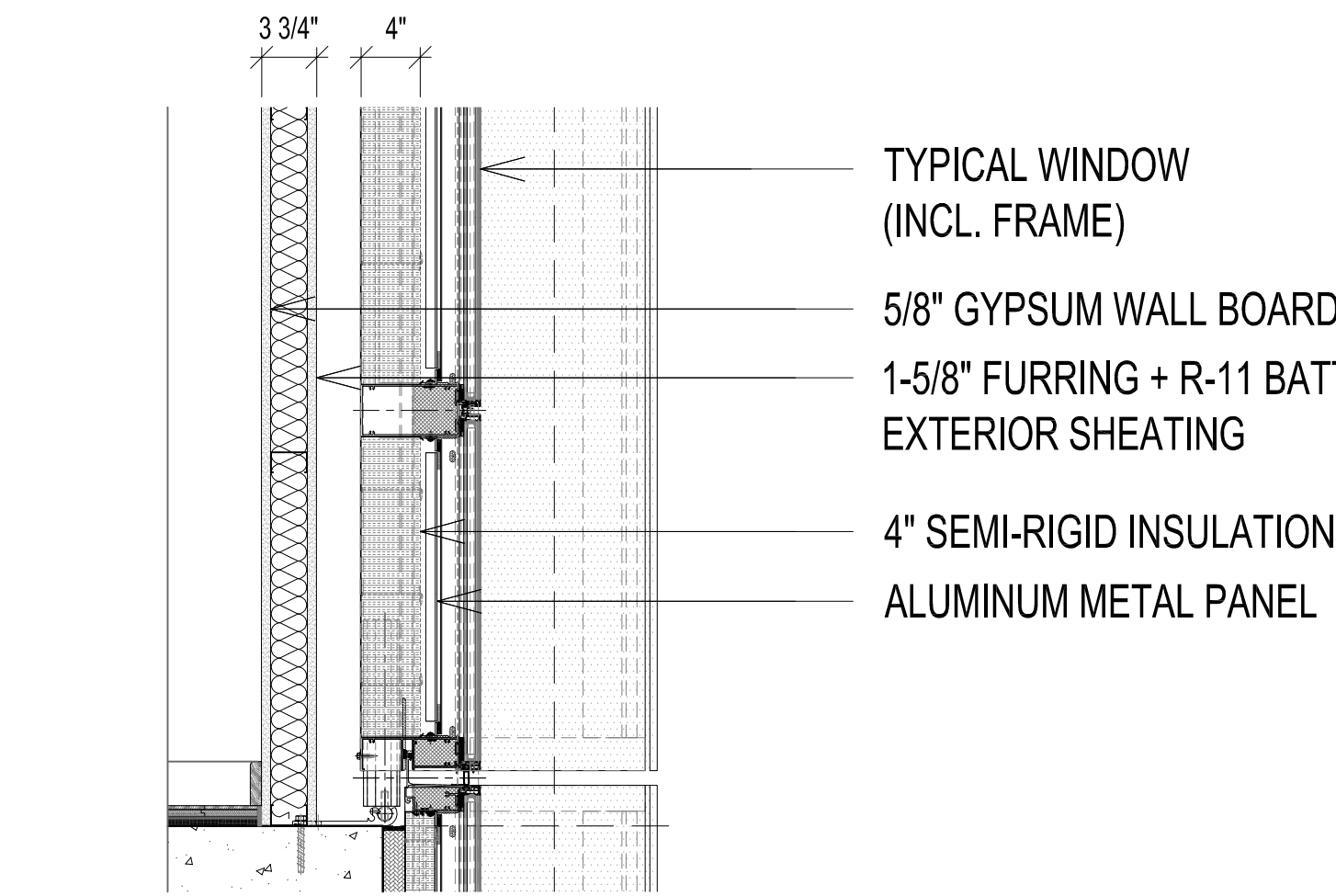
INSULATED SHADOW BOX				
ELEMENT (INTERIOR TO EXTERIOR)	THICKNESS (IN)	R	U	REFERENCE ASHRAE 90.1-APPENDIX A/OTHER
INTERIOR FILM		NA		
5/8" GYPSUM WALL BOARD	0.625	NA		
1-5/8" FURRING + R-11 BATT + EXTERIOR SHEATHING	2-12	5.5		ASHRAE 90.1 2010 TABLE A3.3
4" Semi Rigid CONT INSULATION	4	20		MFG.Spec Sheet
ALUMINUM METAL PANEL		NA		http://www.archtoolbox.com/materials-systems/thermal-moisture-protection/rvalue.html
EXTERIOR FILM		NA		
ASSEMBLY TOTAL		25.50	0.036	TABLE A3.3 (R-11 + R-15 C.I.)
APPLICABLE CODE REQUIREMENT		R-13+R-7.5 C.I.	0.064	MEETS CODE: U-VALUE < CODE REQUIREMENT



GLASS CURTAIN WALL U-VALUE 0.38 SHGC 0.30 (CNET OF GLASS)

GLASS CURTAIN WALL ASSEMBLIES LOGGIA/PENTHOUSE SECTION SCALE 1" = 1'-0" 04

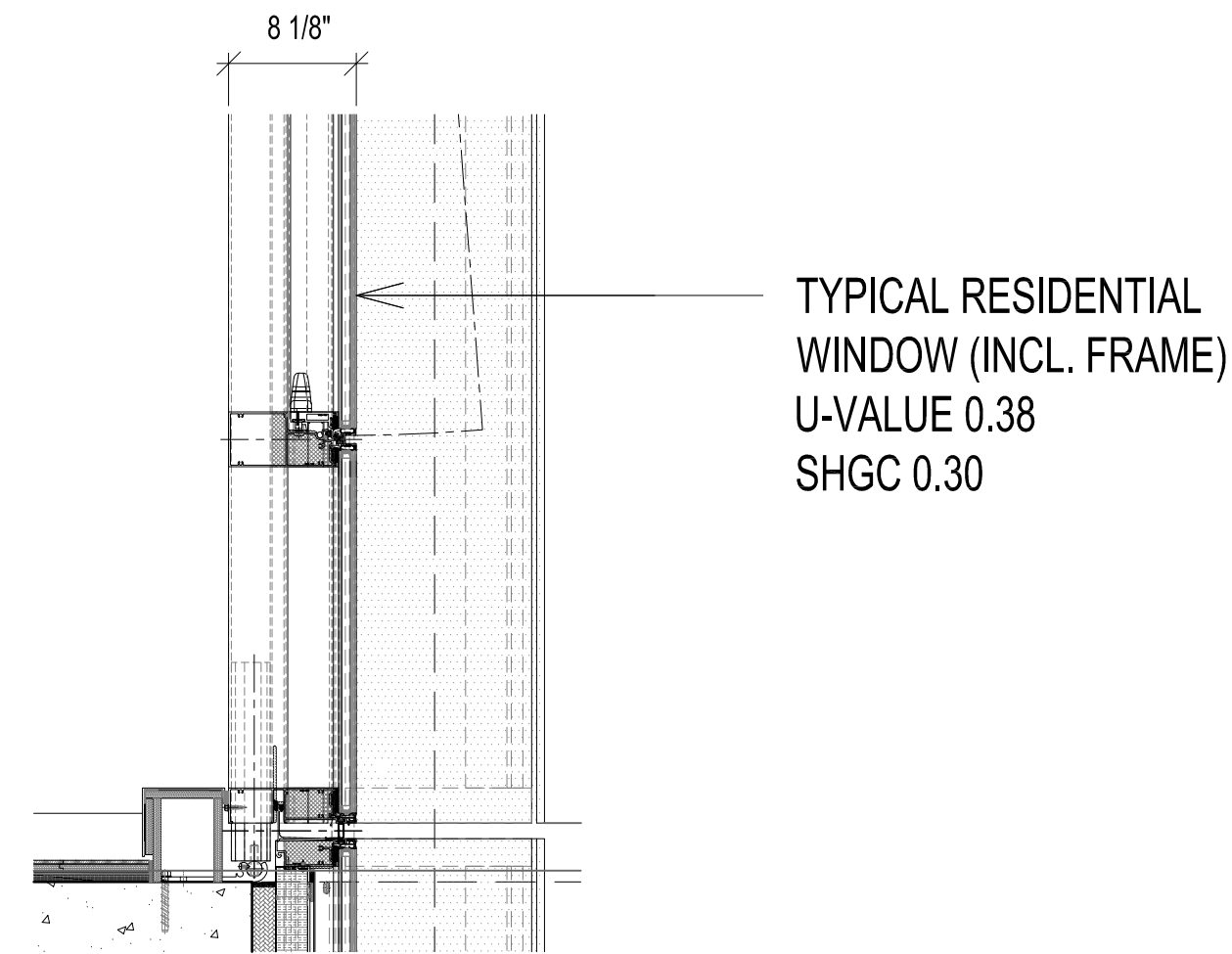
INSULATED SHADOW BOX				
ELEMENT (INTERIOR TO EXTERIOR)	THICKNESS (IN)	R	U	REFERENCE ASHRAE 90.1-APPENDIX A/OTHER
INTERIOR FILM		NA		
5/8" GYPSUM WALL BOARD	0.625	NA		
1-5/8" FURRING + R-11 BATT + EXTERIOR SHEATHING	2-12	5.5		ASHRAE 90.1 2010 TABLE A3.3
4" Semi Rigid CONT INSULATION	4	20		MFG.Spec Sheet
ALUMINUM METAL PANEL		NA		http://www.archtoolbox.com/materials-systems/thermal-moisture-protection/rvalue.html
EXTERIOR FILM		NA		
ASSEMBLY TOTAL		25.50	0.036	TABLE A3.3 (R-11 + R-15 C.I.)
APPLICABLE CODE REQUIREMENT		R-13+R-7.5 C.I.	0.064	MEETS CODE: U-VALUE < CODE REQUIREMENT



TYPICAL WINDOW (INCL. FRAME)
5/8" GYPSUM WALL BOARD
1-5/8" FURRING + R-11 BATT + EXTERIOR SHEATHING
4" SEMI-RIGID INSULATION
ALUMINUM METAL PANEL

INSULATED SHADOW BOX SECTION SCALE 1" = 1'-0" 03

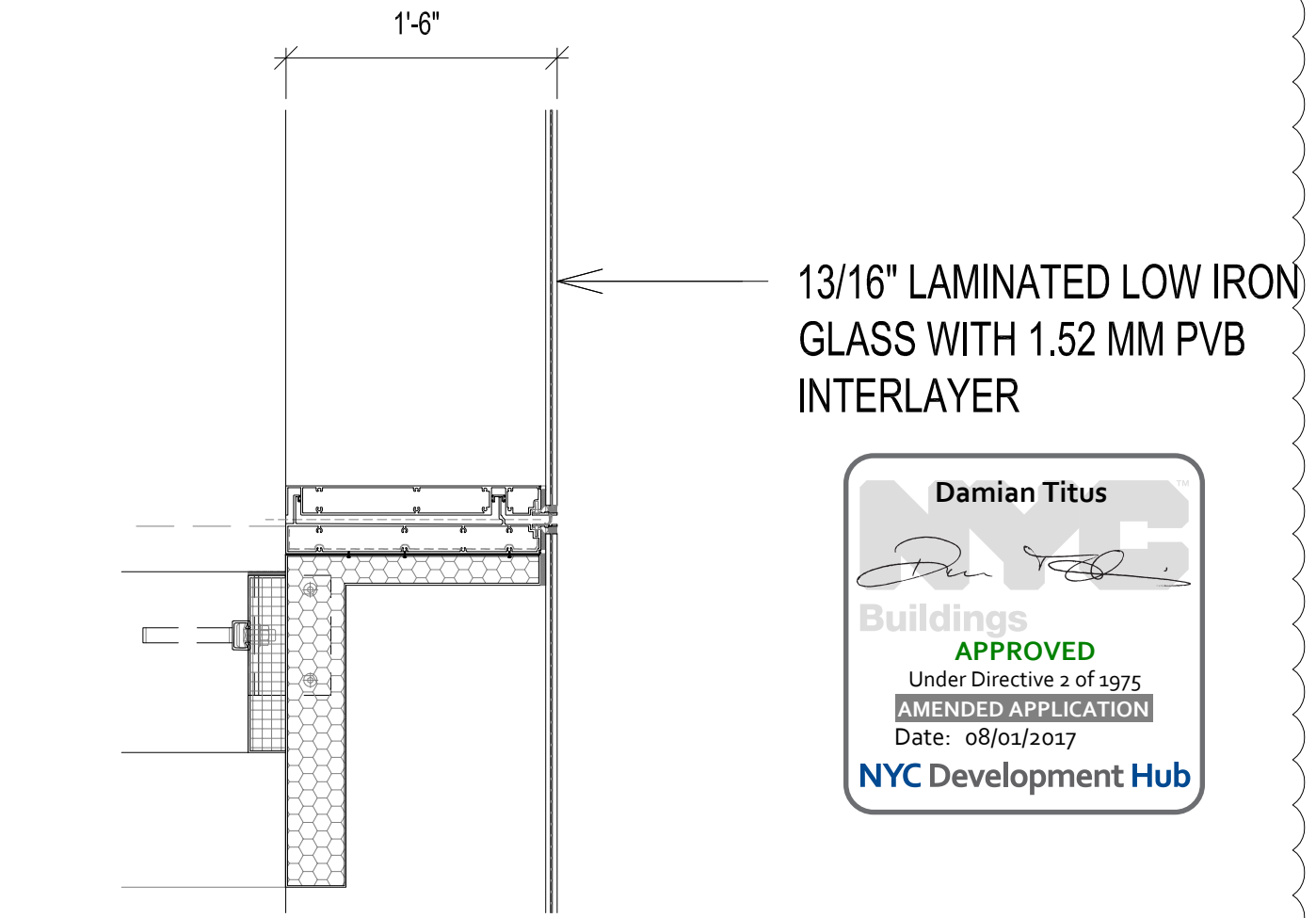
GLASS CURTAIN WALL ASSEMBLIES TOWER SECTION				
ELEMENT (INTERIOR TO EXTERIOR)	THICKNESS (IN)	R	U	REFERENCE ASHRAE 90.1-APPENDIX A/OTHER
INTERIOR FILM		NA		
5/8" GYPSUM WALL BOARD	0.625	NA		
1-5/8" FURRING + R-11 BATT + EXTERIOR SHEATHING	2-12	5.5		ASHRAE 90.1 2010 TABLE A3.3
4" Semi Rigid CONT INSULATION	4	20		MFG.Spec Sheet
ALUMINUM METAL PANEL		NA		http://www.archtoolbox.com/materials-systems/thermal-moisture-protection/rvalue.html
EXTERIOR FILM		NA		
ASSEMBLY TOTAL		25.50	0.036	TABLE A3.3 (R-11 + R-15 C.I.)
APPLICABLE CODE REQUIREMENT		R-13+R-7.5 C.I.	0.064	MEETS CODE: U-VALUE < CODE REQUIREMENT



TYPICAL RESIDENTIAL WINDOW (INCL. FRAME)
U-VALUE 0.38
SHGC 0.30

GLASS CURTAIN WALL ASSEMBLIES TOWER SECTION SCALE 1" = 1'-0" 02

GLASS CURTAIN WALL ASSEMBLIES PODIUM SECTION				
ELEMENT (INTERIOR TO EXTERIOR)	THICKNESS (IN)	R	U	REFERENCE ASHRAE 90.1-APPENDIX A/OTHER
INTERIOR FILM		NA		
5/8" GYPSUM WALL BOARD	0.625	NA		
1-5/8" FURRING + R-11 BATT + EXTERIOR SHEATHING	2-12	5.5		ASHRAE 90.1 2010 TABLE A3.3
4" Semi Rigid CONT INSULATION	4	20		MFG.Spec Sheet
ALUMINUM METAL PANEL		NA		http://www.archtoolbox.com/materials-systems/thermal-moisture-protection/rvalue.html
EXTERIOR FILM		NA		
ASSEMBLY TOTAL		25.50	0.036	TABLE A3.3 (R-11 + R-15 C.I.)
APPLICABLE CODE REQUIREMENT		R-13+R-7.5 C.I.	0.064	MEETS CODE: U-VALUE < CODE REQUIREMENT



13/16" LAMINATED LOW IRON GLASS WITH 1.52 MM PVB INTERLAYER

GLASS CURTAIN WALL ASSEMBLIES PODIUM SECTION SCALE 1" = 1'-0" 01

5.4.3 AIR LEAKAGE
5.4.3.1 CONTINUOUS AIR BARRIER: THE ENTIRE BUILDING ENVELOPE SHALL BE DESIGNED AND CONSTRUCTED WITH A CONTINUOUS AIR BARRIER.
5.4.3.2 PENETRATION AND DOORS: AIR LEAKAGE FOR PENETRATIONS AND DOORS SHALL BE DETERMINED IN ACCORDANCE WITH ANA/ANMA/ISA 101/LS/2/4/4/0, NFRC 600, OR ASTM E283 AS SPECIFIED BELOW. AIR LEAKAGE SHALL BE DETERMINED BY A LABORATORY ACCREDITED BY A NATIONALLY RECOGNIZED ACCREDITATION ORGANIZATION.
5.4.3.3 WEATHERSTRIPPING: WEATHERSTRIPPING SHALL BE PROVIDED FOR ALL EXTERIOR DOORS AND WINDOWS. WEATHERSTRIPPING SHALL BE PROVIDED FOR ALL EXTERIOR DOORS AND WINDOWS.
5.4.3.4 WEATHERSTRIPPING: WEATHERSTRIPPING SHALL BE PROVIDED FOR ALL EXTERIOR DOORS AND WINDOWS.
5.4.3.5 WEATHERSTRIPPING: WEATHERSTRIPPING SHALL BE PROVIDED FOR ALL EXTERIOR DOORS AND WINDOWS.
5.4.3.6 WEATHERSTRIPPING: WEATHERSTRIPPING SHALL BE PROVIDED FOR ALL EXTERIOR DOORS AND WINDOWS.
5.4.3.7 WEATHERSTRIPPING: WEATHERSTRIPPING SHALL BE PROVIDED FOR ALL EXTERIOR DOORS AND WINDOWS.
5.4.3.8 WEATHERSTRIPPING: WEATHERSTRIPPING SHALL BE PROVIDED FOR ALL EXTERIOR DOORS AND WINDOWS.
5.4.3.9 WEATHERSTRIPPING: WEATHERSTRIPPING SHALL BE PROVIDED FOR ALL EXTERIOR DOORS AND WINDOWS.
5.4.3.10 WEATHERSTRIPPING: WEATHERSTRIPPING SHALL BE PROVIDED FOR ALL EXTERIOR DOORS AND WINDOWS.
5.4.3.11 WEATHERSTRIPPING: WEATHERSTRIPPING SHALL BE PROVIDED FOR ALL EXTERIOR DOORS AND WINDOWS.
5.4.3.12 WEATHERSTRIPPING: WEATHERSTRIPPING SHALL BE PROVIDED FOR ALL EXTERIOR DOORS AND WINDOWS.
5.4.3.13 WEATHERSTRIPPING: WEATHERSTRIPPING SHALL BE PROVIDED FOR ALL EXTERIOR DOORS AND WINDOWS.
5.4.3.14 WEATHERSTRIPPING: WEATHERSTRIPPING SHALL BE PROVIDED FOR ALL EXTERIOR DOORS AND WINDOWS.
5.4.3.15 WEATHERSTRIPPING: WEATHERSTRIPPING SHALL BE PROVIDED FOR ALL EXTERIOR DOORS AND WINDOWS.
5.4.3.16 WEATHERSTRIPPING: WEATHERSTRIPPING SHALL BE PROVIDED FOR ALL EXTERIOR DOORS AND WINDOWS.
5.4.3.17 WEATHERSTRIPPING: WEATHERSTRIPPING SHALL BE PROVIDED FOR ALL EXTERIOR DOORS AND WINDOWS.
5.4.3.18 WEATHERSTRIPPING: WEATHERSTRIPPING SHALL BE PROVIDED FOR ALL EXTERIOR DOORS AND WINDOWS.
5.4.3.19 WEATHERSTRIPPING: WEATHERSTRIPPING SHALL BE PROVIDED FOR ALL EXTERIOR DOORS AND WINDOWS.
5.4.3.20 WEATHERSTRIPPING: WEATHERSTRIPPING SHALL BE PROVIDED FOR ALL EXTERIOR DOORS AND WINDOWS.
5.4.3.21 WEATHERSTRIPPING: WEATHERSTRIPPING SHALL BE PROVIDED FOR ALL EXTERIOR DOORS AND WINDOWS.
5.4.3.22 WEATHERSTRIPPING: WEATHERSTRIPPING SHALL BE PROVIDED FOR ALL EXTERIOR DOORS AND WINDOWS.
5.4.3.23 WEATHERSTRIPPING: WEATHERSTRIPPING SHALL BE PROVIDED FOR ALL EXTERIOR DOORS AND WINDOWS.
5.4.3.24 WEATHERSTRIPPING: WEATHERSTRIPPING SHALL BE PROVIDED FOR ALL EXTERIOR DOORS AND WINDOWS.
5.4.3.25 WEATHERSTRIPPING: WEATHERSTRIPPING SHALL BE PROVIDED FOR ALL EXTERIOR DOORS AND WINDOWS.
5.4.3.26 WEATHERSTRIPPING: WEATHERSTRIPPING SHALL BE PROVIDED FOR ALL EXTERIOR DOORS AND WINDOWS.
5.4.3.27 WEATHERSTRIPPING: WEATHERSTRIPPING SHALL BE PROVIDED FOR ALL EXTERIOR DOORS AND WINDOWS.
5.4.3.28 WEATHERSTRIPPING: WEATHERSTRIPPING SHALL BE PROVIDED FOR ALL EXTERIOR DOORS AND WINDOWS.
5.4.3.29 WEATHERSTRIPPING: WEATHERSTRIPPING SHALL BE PROVIDED FOR ALL EXTERIOR DOORS AND WINDOWS.
5.4.3.30 WEATHERSTRIPPING: WEATHERSTRIPPING SHALL BE PROVIDED FOR ALL EXTERIOR DOORS AND WINDOWS.
5.4.3.31 WEATHERSTRIPPING: WEATHERSTRIPPING SHALL BE PROVIDED FOR ALL EXTERIOR DOORS AND WINDOWS.
5.4.3.32 WEATHERSTRIPPING: WEATHERSTRIPPING SHALL BE PROVIDED FOR ALL EXTERIOR DOORS AND WINDOWS.
5.4.3.33 WEATHERSTRIPPING: WEATHERSTRIPPING SHALL BE PROVIDED FOR ALL EXTERIOR DOORS AND WINDOWS.
5.4.3.34 WEATHERSTRIPPING: WEATHERSTRIPPING SHALL BE PROVIDED FOR ALL EXTERIOR DOORS AND WINDOWS.
5.4.3.35 WEATHERSTRIPPING: WEATHERSTRIPPING SHALL BE PROVIDED FOR ALL EXTERIOR DOORS AND WINDOWS.
5.4.3.36 WEATHERSTRIPPING: WEATHERSTRIPPING SHALL BE PROVIDED FOR ALL EXTERIOR DOORS AND WINDOWS.
5.4.3.37 WEATHERSTRIPPING: WEATHERSTRIPPING SHALL BE PROVIDED FOR ALL EXTERIOR DOORS AND WINDOWS.
5.4.3.38 WEATHERSTRIPPING: WEATHERSTRIPPING SHALL BE PROVIDED FOR ALL EXTERIOR DOORS AND WINDOWS.
5.4.3.39 WEATHERSTRIPPING: WEATHERSTRIPPING SHALL BE PROVIDED FOR ALL EXTERIOR DOORS AND WINDOWS.
5.4.3.40 WEATHERSTRIPPING: WEATHERSTRIPPING SHALL BE PROVIDED FOR ALL EXTERIOR DOORS AND WINDOWS.
5.4.3.41 WEATHERSTRIPPING: WEATHERSTRIPPING SHALL BE PROVIDED FOR ALL EXTERIOR DOORS AND WINDOWS.
5.4.3.42 WEATHERSTRIPPING: WEATHERSTRIPPING SHALL BE PROVIDED FOR ALL EXTERIOR DOORS AND WINDOWS.
5.4.3.43 WEATHERSTRIPPING: WEATHERSTRIPPING SHALL BE PROVIDED FOR ALL EXTERIOR DOORS AND WINDOWS.
5.4.3.44 WEATHERSTRIPPING: WEATHERSTRIPPING SHALL BE PROVIDED FOR ALL EXTERIOR DOORS AND WINDOWS.
5.4.3.45 WEATHERSTRIPPING: WEATHERSTRIPPING SHALL BE PROVIDED FOR ALL EXTERIOR DOORS AND WINDOWS.
5.4.3.46 WEATHERSTRIPPING: WEATHERSTRIPPING SHALL BE PROVIDED FOR ALL EXTERIOR DOORS AND WINDOWS.
5.4.3.47 WEATHERSTRIPPING: WEATHERSTRIPPING SHALL BE PROVIDED FOR ALL EXTERIOR DOORS AND WINDOWS.
5.4.3.48 WEATHERSTRIPPING: WEATHERSTRIPPING SHALL BE PROVIDED FOR ALL EXTERIOR DOORS AND WINDOWS.
5.4.3.49 WEATHERSTRIPPING: WEATHERSTRIPPING SHALL BE PROVIDED FOR ALL EXTERIOR DOORS AND WINDOWS.
5.4.3.50 WEATHERSTRIPPING: WEATHERSTRIPPING SHALL BE PROVIDED FOR ALL EXTERIOR DOORS AND WINDOWS.
5.4.3.51 WEATHERSTRIPPING: WEATHERSTRIPPING SHALL BE PROVIDED FOR ALL EXTERIOR DOORS AND WINDOWS.
5.4.3.52 WEATHERSTRIPPING: WEATHERSTRIPPING SHALL BE PROVIDED FOR ALL EXTERIOR DOORS AND WINDOWS.
5.4.3.53 WEATHERSTRIPPING: WEATHERSTRIPPING SHALL BE PROVIDED FOR ALL EXTERIOR DOORS AND WINDOWS.
5.4.3.54 WEATHERSTRIPPING: WEATHERSTRIPPING SHALL BE PROVIDED FOR ALL EXTERIOR DOORS AND WINDOWS.
5.4.3.55 WEATHERSTRIPPING: WEATHERSTRIPPING SHALL BE PROVIDED FOR ALL EXTERIOR DOORS AND WINDOWS.
5.4.3.56 WEATHERSTRIPPING: WEATHERSTRIPPING SHALL BE PROVIDED FOR ALL EXTERIOR DOORS AND WINDOWS.
5.4.3.57 WEATHERSTRIPPING: WEATHERSTRIPPING SHALL BE PROVIDED FOR ALL EXTERIOR DOORS AND WINDOWS.
5.4.3.58 WEATHERSTRIPPING: WEATHERSTRIPPING SHALL BE PROVIDED FOR ALL EXTERIOR DOORS AND WINDOWS.
5.4.3.59 WEATHERSTRIPPING: WEATHERSTRIPPING SHALL BE PROVIDED FOR ALL EXTERIOR DOORS AND WINDOWS.
5.4.3.60 WEATHERSTRIPPING: WEATHERSTRIPPING SHALL BE PROVIDED FOR ALL EXTERIOR DOORS AND WINDOWS.
5.4.3.61 WEATHERSTRIPPING: WEATHERSTRIPPING SHALL BE PROVIDED FOR ALL EXTERIOR DOORS AND WINDOWS.
5.4.3.62 WEATHERSTRIPPING: WEATHERSTRIPPING SHALL BE PROVIDED FOR ALL EXTERIOR DOORS AND WINDOWS.
5.4.3.63 WEATHERSTRIPPING: WEATHERSTRIPPING SHALL BE PROVIDED FOR ALL EXTERIOR DOORS AND WINDOWS.
5.4.3.64 WEATHERSTRIPPING: WEATHERSTRIPPING SHALL BE PROVIDED FOR ALL EXTERIOR DOORS AND WINDOWS.
5.4.3.65 WEATHERSTRIPPING: WEATHERSTRIPPING SHALL BE PROVIDED FOR ALL EXTERIOR DOORS AND WINDOWS.
5.4.3.66 WEATHERSTRIPPING: WEATHERSTRIPPING SHALL BE PROVIDED FOR ALL EXTERIOR DOORS AND WINDOWS.
5.4.3.67 WEATHERSTRIPPING: WEATHERSTRIPPING SHALL BE PROVIDED FOR ALL EXTERIOR DOORS AND WINDOWS.
5.4.3.68 WEATHERSTRIPPING: WEATHERSTRIPPING SHALL BE PROVIDED FOR ALL EXTERIOR DOORS AND WINDOWS.
5.4.3.69 WEATHERSTRIPPING: WEATHERSTRIPPING SHALL BE PROVIDED FOR ALL EXTERIOR DOORS AND WINDOWS.
5.4.3.70 WEATHERSTRIPPING: WEATHERSTRIPPING SHALL BE PROVIDED FOR ALL EXTERIOR DOORS AND WINDOWS.
5.4.3.71 WEATHERSTRIPPING: WEATHERSTRIPPING SHALL BE PROVIDED FOR ALL EXTERIOR DOORS AND WINDOWS.
5.4.3.72 WEATHERSTRIPPING: WEATHERSTRIPPING SHALL BE PROVIDED FOR ALL EXTERIOR DOORS AND WINDOWS.
5.4.3.73 WEATHERSTRIPPING: WEATHERSTRIPPING SHALL BE PROVIDED FOR ALL EXTERIOR DOORS AND WINDOWS.
5.4.3.74 WEATHERSTRIPPING: WEATHERSTRIPPING SHALL BE PROVIDED FOR ALL EXTERIOR DOORS AND WINDOWS.
5.4.3.75 WEATHERSTRIPPING: WEATHERSTRIPPING SHALL BE PROVIDED FOR ALL EXTERIOR DOORS AND WINDOWS.
5.4.3.76 WEATHERSTRIPPING: WEATHERSTRIPPING SHALL BE PROVIDED FOR ALL EXTERIOR DOORS AND WINDOWS.
5.4.3.77 WEATHERSTRIPPING: WEATHERSTRIPPING SHALL BE PROVIDED FOR ALL EXTERIOR DOORS AND WINDOWS.
5.4.3.78 WEATHERSTRIPPING: WEATHERSTRIPPING SHALL BE PROVIDED FOR ALL EXTERIOR DOORS AND WINDOWS.
5.4.3.79 WEATHERSTRIPPING: WEATHERSTRIPPING SHALL BE PROVIDED FOR ALL EXTERIOR DOORS AND WINDOWS.
5.4.3.80 WEATHERSTRIPPING: WEATHERSTRIPPING SHALL BE PROVIDED FOR ALL EXTERIOR DOORS AND WINDOWS.
5.4.3.81 WEATHERSTRIPPING: WEATHERSTRIPPING SHALL BE PROVIDED FOR ALL EXTERIOR DOORS AND WINDOWS.
5.4.3.82 WEATHERSTRIPPING: WEATHERSTRIPPING SHALL BE PROVIDED FOR ALL EXTERIOR DOORS AND WINDOWS.
5.4.3.83 WEATHERSTRIPPING: WEATHERSTRIPPING SHALL BE PROVIDED FOR ALL EXTERIOR DOORS AND WINDOWS.
5.4.3.84 WEATHERSTRIPPING: WEATHERSTRIPPING SHALL BE PROVIDED FOR ALL EXTERIOR DOORS AND WINDOWS.
5.4.3.85 WEATHERSTRIPPING: WEATHERSTRIPPING SHALL BE PROVIDED FOR ALL EXTERIOR DOORS AND WINDOWS.
5.4.3.86 WEATHERSTRIPPING: WEATHERSTRIPPING SHALL BE PROVIDED FOR ALL EXTERIOR DOORS AND WINDOWS.
5.4.3.87 WEATHERSTRIPPING: WEATHERSTRIPPING SHALL BE PROVIDED FOR ALL EXTERIOR DOORS AND WINDOWS.
5.4.3.88 WEATHERSTRIPPING: WEATHERSTRIPPING SHALL BE PROVIDED FOR ALL EXTERIOR DOORS AND WINDOWS.
5.4.3.89 WEATHERSTRIPPING: WEATHERSTRIPPING SHALL BE PROVIDED FOR ALL EXTERIOR DOORS AND WINDOWS.
5.4.3.90 WEATHERSTRIPPING: WEATHERSTRIPPING SHALL BE PROVIDED FOR ALL EXTERIOR DOORS AND WINDOWS.
5.4.3.91 WEATHERSTRIPPING: WEATHERSTRIPPING SHALL BE PROVIDED FOR ALL EXTERIOR DOORS AND WINDOWS.
5.4.3.92 WEATHERSTRIPPING: WEATHERSTRIPPING SHALL BE PROVIDED FOR ALL EXTERIOR DOORS AND WINDOWS.
5.4.3.93 WEATHERSTRIPPING: WEATHERSTRIPPING SHALL BE PROVIDED FOR ALL EXTERIOR DOORS AND WINDOWS.
5.4.3.94 WEATHERSTRIPPING: WEATHERSTRIPPING SHALL BE PROVIDED FOR ALL EXTERIOR DOORS AND WINDOWS.
5.4.3.95 WEATHERSTRIPPING: WEATHERSTRIPPING SHALL BE PROVIDED FOR ALL EXTERIOR DOORS AND WINDOWS.
5.4.3.96 WEATHERSTRIPPING: WEATHERSTRIPPING SHALL BE PROVIDED FOR ALL EXTERIOR DOORS AND WINDOWS.
5.4.3.97 WEATHERSTRIPPING: WEATHERSTRIPPING SHALL BE PROVIDED FOR ALL EXTERIOR DOORS AND WINDOWS.
5.4.3.98 WEATHERSTRIPPING: WEATHERSTRIPPING SHALL BE PROVIDED FOR ALL EXTERIOR DOORS AND WINDOWS.
5.4.3.99 WEATHERSTRIPPING: WEATHERSTRIPPING SHALL BE PROVIDED FOR ALL EXTERIOR DOORS AND WINDOWS.
5.4.3.100 WEATHERSTRIPPING: WEATHERSTRIPPING SHALL BE PROVIDED FOR ALL EXTERIOR DOORS AND WINDOWS.

OWNER:
VICTOR NOMAD LLC

CONSTRUCTION MANAGER:
LEND LEASE
200 PARK AVENUE, 9TH FLOOR
NEW YORK, NY 10166
TEL: 212 592 6700

ARCHITECT:
RAFAEL VINOLY ARCHITECTS PC
50 VANDAM STREET
NEW YORK, NY 10013
TEL: 212 924 5060 FAX: 212 924 5858

STRUCTURAL ENGINEER:
WSP PARSONS BRINCKERHOFF
ONE PENN PLAZA, 4TH FLOOR
NEW YORK, NY 10119
TEL: 212 687 9888

MEP/FP/IT ENGINEER:
MGE ENGINEERING
116 WEST 32ND STREET, 12TH FLOOR
NEW YORK, NY 10001
TEL: 212 643 9055

GEOTECH CIVIL ENGINEER:
LANGAN ENGINEERING
300 KIMBALL DRIVE, 4TH FLOOR
PARSIPPANY, NJ 07054
TEL: 973 560 4900

VERTICAL TRANSPORT CONSULTANT:
VAN DEUSEN & ASSOCIATES
120 EAGLE ROCK AVENUE, SUITE 310
EAST HANOVER, NJ 07936
TEL: 973 994 9220

ENCLOSURE CONSULTANT:
VIDARIS, INC.
360 PARK AVENUE SOUTH, 15TH FLOOR
NEW YORK, NY 10010
TEL: 212 689 5389

FAÇADE MAINTENANCE CONSULTANT:
ENTEK ENGINEERING LLC
166 AMES STREET
HACKENSACK, NJ 07601
TEL: 201 820 2801

ACOUSTICAL CONSULTANT:
CERAMI & ASSOCIATES
404 FIFTH AVENUE
NEW YORK, NY 10018
TEL: 212 616 4179

LIGHTING CONSULTANT:
ONE LUX STUDIO
158 WEST 29TH STREET, 10TH FLOOR
NEW YORK, NY 10001
TEL: 212 201 5790

SPECIFICATIONS CONSULTANT:
ROBERT SCHWARTZ & ASSOCIATES
589 EIGHTH AVENUE, 17TH FLOOR
NEW YORK, NY 10018
TEL: 212 691 3248

ENERGY MODELING CONSULTANT:
STEVEN WINTER ASSOCIATES, INC
307 SEVENTH AVENUE, SUITE 1701
NEW YORK, NY 10001
TEL: 212 564 5800

INTERIOR DESIGN CONSULTANT:
BEERS INTERIORS
156 5TH AVENUE, PENTHOUSE 2
NEW YORK, NY 10010
TEL: 212 352 2020

NYC DEPT. OF BUILDINGS
PAA #1

ARCHITECT'S SEAL

NO.	DATE	DESCRIPTION
1	02/24/2017	PAA #1
2		
3		
4		
5		
6		
7		

OWNER:
VICTOR NOMAD LLC

CONSTRUCTION MANAGER:
LEND LEASE
200 PARK AVENUE, 9TH FLOOR
NEW YORK, NY 10166
TEL: 212 592 6700

ARCHITECT:
RAFAEL VINOLY ARCHITECTS PC
50 VANDAM STREET
NEW YORK, NY 10013
TEL: 212 924 5060 FAX: 212 924 5858

STRUCTURAL ENGINEER:
WSP PARSONS BRINCKERHOFF
ONE PENN PLAZA, 4TH FLOOR
NEW YORK, NY 10119
TEL: 212 687 9888

MEP/FP/IT ENGINEER:
MGE ENGINEERING
116 WEST 32ND STREET, 12TH FLOOR
NEW YORK, NY 10001
TEL: 212 643 9055

GEOTECH CIVIL ENGINEER:
LANGAN ENGINEERING
300 KIMBALL DRIVE, 4TH FLOOR
PARSIPPANY, NJ 07054
TEL: 973 560 4900

VERTICAL TRANSPORT CONSULTANT:
VAN DEUSEN & ASSOCIATES
120 EAGLE ROCK AVENUE, SUITE 310
EAST HANOVER, NJ 07936
TEL: 973 994 9220

ENCLOSURE CONSULTANT:
VIDARIS, INC.
360 PARK AVENUE SOUTH, 15TH FLOOR
NEW YORK, NY 10010
TEL: 212 689 5389

FAÇADE MAINTENANCE CONSULTANT:
ENTEK ENGINEERING LLC
166 AMES STREET
HACKENSACK, NJ 07601
TEL: 201 820 2801

ACOUSTICAL CONSULTANT:
CERAMI & ASSOCIATES
404 FIFTH AVENUE
NEW YORK, NY 10018
TEL: 212 616 4179


LIGHTING CONSULTANT:
ONE LUX STUDIO
158 WEST 29TH STREET, 10TH FLOOR
NEW YORK, NY 10001
TEL: 212 201 5790

SPECIFICATIONS CONSULTANT:
ROBERT SCHWARTZ & ASSOCIATES
589 EIGHTH AVENUE, 17TH FLOOR
NEW YORK, NY 10018
TEL: 212 691 3248

ENERGY MODELING CONSULTANT:
STEVEN WINTER ASSOCIATES, INC
307 SEVENTH AVENUE, SUITE 1701
NEW YORK, NY 10001
TEL: 212 564 5800

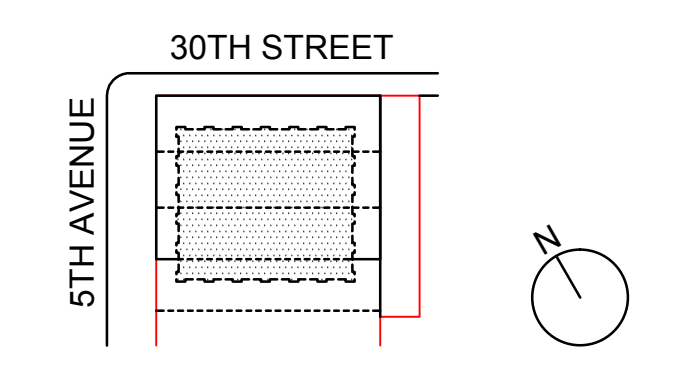
INTERIOR DESIGN CONSULTANT:
BEERS INTERIORS
156 5TH AVENUE, PENTHOUSE 2
NEW YORK, NY 10010
TEL: 212 352 2020

NYC DEPT. OF BUILDINGS
PAA #1



ARCHITECT'S SEAL

^		
▲		
▲		
▲		
▲		
▲		
▲		
▲		
▲	02/24/2017	PAA #1
▲	04/08/2016	DOB SUBMITTAL
▲	01/18/2016	FOUNDATION BID
▲	12/23/2015	SCHEMATIC DESIGN
ISSUE NO.	ISSUE DATE	DESCRIPTION



KEY PLAN AND NORTH SIGN
IF THIS DRAWING IS NOT 42" X 30" IT IS A REDUCED PRINT.
REFER TO GRAPHIC SCALE

SCALE 1/32" = 1'-0"

ELEVATIONS EAST & WEST ENERGY CALCULATION

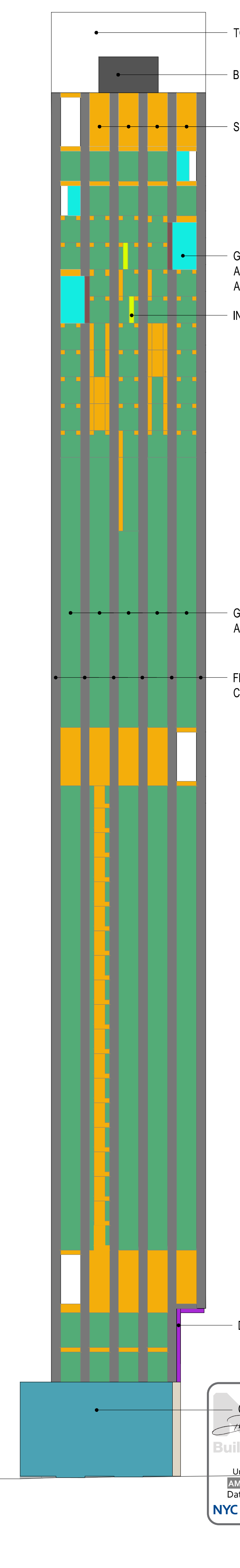
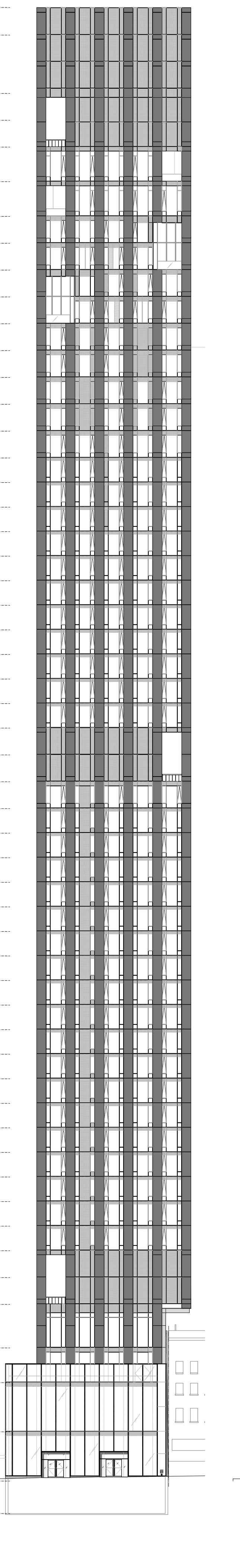

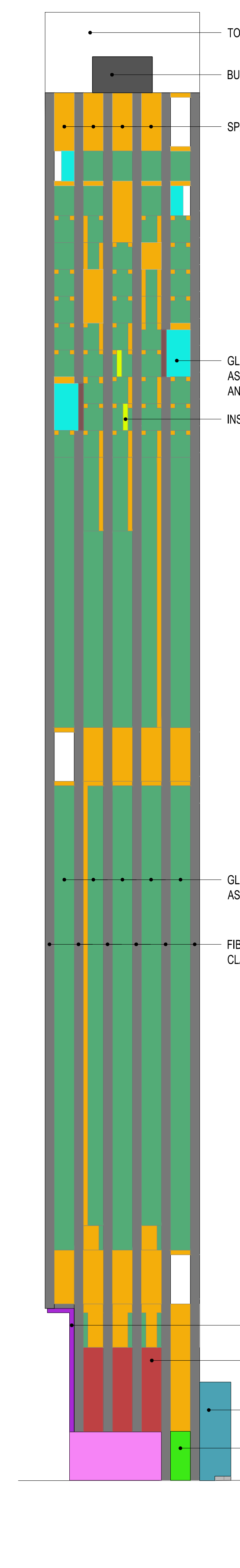
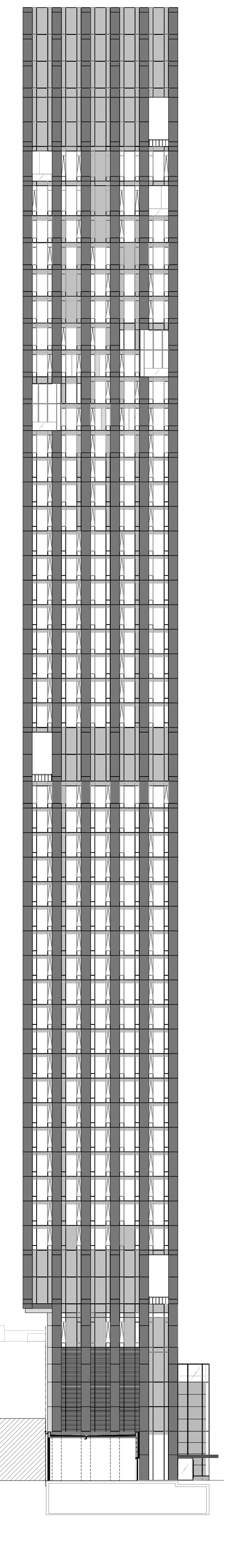

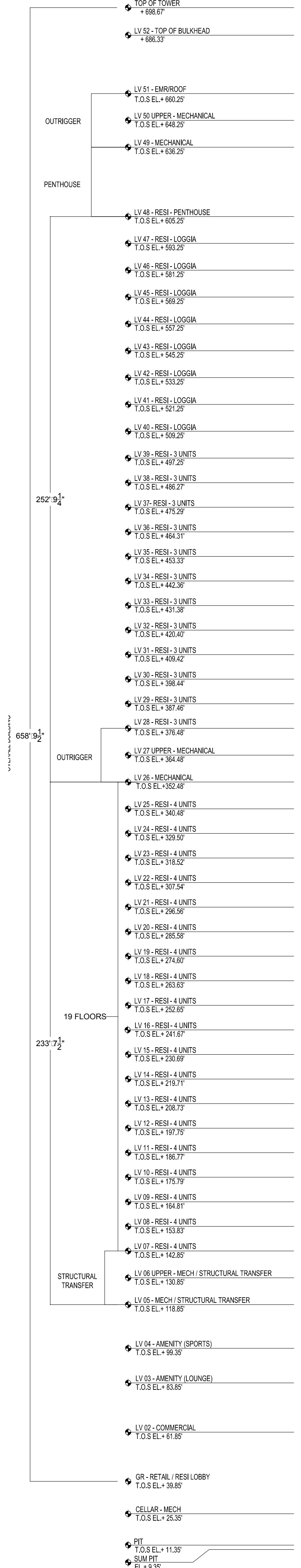
SHEET TITLE:
EN 005.01
SHEET NUMBER:

WALL TYPE	U-FACTOR (TABLE A3)	NORTH FAÇADE		SOUTH FAÇADE		EAST FAÇADE		WEST FAÇADE		TOTAL SF
		WALL TYPE SF	WEIGHTED U-FACTOR (TABLE A3)	WALL TYPE SF	WEIGHTED U-FACTOR (TABLE A3)	WALL TYPE SF	WEIGHTED U-FACTOR (TABLE A3)	WALL TYPE SF	WEIGHTED U-FACTOR (TABLE A3)	
EWS 5	.057	3,355	.057	1,569	.057	1,005	.057	0	.057	5,929
EWS 6	.075	17,515	.075	16,056	.075	17,875	.075	14,893	.075	66,339
EWS 7	.081	0	.081	1,620	.081	1,620	.081	1620	.081	4860
EWS 8	.118	110	.118	0	.118	133	.118	77	.118	320
EWS 9	.036	159	.036	169	.036	63	.036	53	.036	444
EWS 10	.044	5,899	.044	8,731	.044	5,884	.044	5268	.044	25,782
EWS 11	.060	0	.060	4,345	.060	900	.060	0	.060	5,245
EWS 12	.352	87	.352	87	.352	93	.352	90	.352	357
EWS 13	.352	0	.352	0	.352	0	.352	165	.352	165
BUILDING TOTALS (OPAQUE)		27,125	.179	32,577	.101	27,573	.170	22,166	.146	109,441
GLAZING	.380	26,766	.380	19,411	.380	20,221	.380	22,393	.380	88,791

ENCLOSURE AREA SUMMARY	EXTERIOR FINISH SCHEDULE LOCATION / DESCRIPTION	AREA (SF)	AREA (%)	DETAIL
EWS 1	GLASS CURTAIN WALL ASSEMBLIES TOWER	77,987	39.34%	2/ EN-004
EWS 1.1	GLASS CURTAIN WALL ASSEMBLIES TOWER @ GROUND FLOOR	621	0.31%	9/ EN-004
EWS 2	GLASS CURTAIN WALL ASSEMBLIES LOGGIAS	1,899	0.96%	4/ EN-004
EWS 3	FIXED GLASS WALL SYSTEM PENTHOUSE	2,267	1.14%	4/ EN-004
EWS 4	GLASS CURTAIN WALL ASSEMBLIES PODIUM AT GROUND FLOOR -LEVEL 3	6,017	3.04%	1/ EN-004
EWS 5	FIXED, EXTRUDED ALUMINUM LOUVERS WITH AND WITHOUT BLANK-OFF PANELS FOR LEVELS 2,3 AMENITY 5,26.50 MECHANICALS	5,928	2.99%	5/ EN-004
EWS 6	FIBER C PANEL CLADDING SYSTEM, EXTERIOR COLUMN FINISH CUSTOM COLOR	66,319	33.46%	6/ EN-004
EWS 7	DEFS (DIRECT-APPLIED EXTERIOR FINISHING SYSTEM)	4860	2.45%	7/ EN-004
EWS 8	METAL RAIN-SCREEN SYSTEM @ SERVICE ENTRANCE, PTD CUSTOM COLOR	330	0.17%	11/ EN-004
EWS 9	INSULATED SHADOW BOX	424	0.21%	3/ EN-004
EWS 10	SPANDREL GLASS CURTAIN WALL ASSEMBLIES TOWER	25,811	13.02%	10/ EN-004
EWS 11	PARTY WALL	5,255	2.65%	8/ EN-004
EWS 12	METAL RAIN-SCREEN SYSTEM @ LOGGIA	354	0.18%	12/ EN-004
EWS 13	METAL RAIN-SCREEN SYSTEM @ PODIUM	160	0.08%	13/ EN-004
TOTAL VISION GLASS WALLS		88,791	44.79%	
TOTAL OPAQUE WALLS		109,441	55.21%	
TOTAL VISION GLASS AND OPAQUE WALL		198,232	100%	

- AREA EXCLUDED: BULKHEAD AND PARAPET ABOVE PROOF PARAPET OF CURTAIN WALL

ROOF AREA SUMMARY	EXTERIOR FINISH SCHEDULE LOCATION / DESCRIPTION	AREA (SF)	AREA (%)	DETAIL
	ROOF ASSEMBLY	12,143		14/ EN-004 15/ EN-004

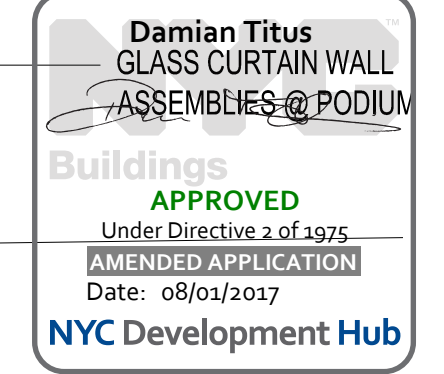


EAST ELEVATION SCALE 1/32" = 1'-0" 04

EAST ELEVATION ENERGY MODEL SCALE 1/32" = 1'-0" 03

WEST ELEVATION SCALE 1/32" = 1'-0" 02

WEST ELEVATION ENERGY MODEL SCALE 1/32" = 1'-0" 01



OWNER:
VICTOR NOMAD LLC

CONSTRUCTION MANAGER:
LEND LEASE
200 PARK AVENUE, 9TH FLOOR
NEW YORK, NY 10166
TEL: 212 592 6700

ARCHITECT:
RAFAEL VINOLY ARCHITECTS PC
50 VAN DAM STREET
NEW YORK, NY 10013
TEL: 212 924 5060 FAX: 212 924 5858

STRUCTURAL ENGINEER:
WSP PARSONS BRINCKERHOFF
ONE PENN PLAZA 4TH FLOOR
NEW YORK, NY 10119
TEL: 212 687 9888

MEP/FPIT ENGINEER:
MGE ENGINEERING
116 WEST 32ND STREET, 12TH FLOOR
NEW YORK, NY 10001
TEL: 212 643 9055

GEOTECH CIVIL ENGINEER:
LANGAN ENGINEERING
300 KIMBALL DRIVE, 4TH FLOOR
PARISIPPANY, NJ 07654
TEL: 973 560 4900

VERTICAL TRANSPORT CONSULTANT:
VAN DEUSEN & ASSOCIATES
120 EAGLE ROCK AVENUE, SUITE 310
EAST HANOVER, NJ 07936
TEL: 973 994 9220

ENCLOSURE CONSULTANT:
VIDARIS, INC.
360 PARK AVENUE SOUTH, 15TH FLOOR
NEW YORK, NY 10010
TEL: 212 689 5389

FAÇADE MAINTENANCE CONSULTANT:
ENTEK ENGINEERING LLC
166 AMES STREET
HACKENSACK, NJ 07601
TEL: 201 820 2801

ACOUSTICAL CONSULTANT:
CERAMI & ASSOCIATES
404 FIFTH AVENUE
NEW YORK, NY 10018
TEL: 212 616 4179


LIGHTING CONSULTANT:
ONE LUX STUDIO
158 WEST 29TH STREET, 10TH FLOOR
NEW YORK, NY 10001
TEL: 212 201 5790

SPECIFICATIONS CONSULTANT:
ROBERT SCHWARTZ & ASSOCIATES
588 EIGHTH AVENUE, 17TH FLOOR
NEW YORK, NY 10018
TEL: 212 691 3248

ENERGY MODELING CONSULTANT:
STEVEN WINTER ASSOCIATES, INC
307 SEVENTH AVENUE, SUITE 1701
NEW YORK, NY 10001
TEL: 212 564 5800

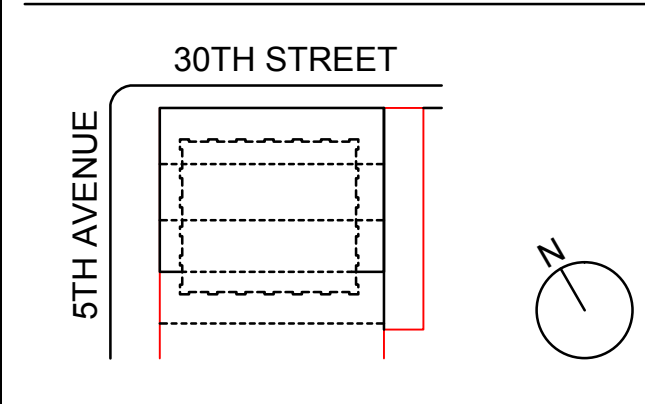
INTERIOR DESIGN CONSULTANT:
BEERS INTERIORS
156 5TH AVENUE, PENTHOUSE 2
NEW YORK, NY 10010
TEL: 212 352 2020

NYC DEPT. OF BUILDINGS
FAA #1



ARCHITECT'S SEAL

DATE	DESCRIPTION	
02/24/2017	PAA #1	
04/08/2016	DOB SUBMITTAL	
01/18/2016	FUNDATION BID	
12/23/2015	SCHEMATIC DESIGN	
ISSUE NO.	ISSUE DATE	DESCRIPTION
1		
2		
3		
4		
5		
6		
7		
8		
9		
10		
11		
12		
13		
14		
15		
16		
17		
18		
19		
20		
21		
22		
23		
24		
25		
26		
27		
28		
29		
30		
31		
32		
33		
34		
35		
36		
37		
38		
39		
40		
41		
42		
43		
44		
45		
46		
47		
48		
49		
50		
51		
52		
53		
54		
55		
56		
57		
58		
59		
60		
61		
62		
63		
64		
65		
66		
67		
68		
69		
70		
71		
72		
73		
74		
75		
76		
77		
78		
79		
80		
81		
82		
83		
84		
85		
86		
87		
88		
89		
90		
91		
92		
93		
94		
95		
96		
97		
98		
99		
100		



KEY PLAN AND NORTH SIGN
IF THIS DRAWING IS NOT 42" X 30" IT IS A REDUCED PRINT.
REFER TO GRAPHIC SCALE

SHEET TITLE:
EN-008.01

SHEET NUMBER:

FIXTURE TYPE DESIGNATION	FIXTURE DESCRIPTION	FIXTURE MANUFACTURERS & CATALOGUE NUMBERS					LAMPS	FIXTURE INPUT					LOCATION
		QUANTITY PER FIXTURE	TYPE	VOLTS	WATTS	VOLT AMPS		UNITS	UNITS	WATTS	VOLT AMPS	UNITS	
LT-01	NOT USED												
LT-02	RECESSED IN CEILING ROUND LED DOWNLIGHT FLANGES WITH 2" DIAMETER APERTURE. RATED FOR INSULATED OR NON-INSULATED CEILING APPLICATIONS. NOMINAL 18.91" WIDE AND 4.1" DEEP AND REQUIRES A 2.5" CEILING CUTOUT. FIXED DOWNLIGHT CONE. ABSORBE FLOOD BEAM SPREAD. CLEAR COATING. ABSORBE AND WHITE OVERLAP TRIM RING. CONTRACTOR TO COORDINATE CEILING TYPE AND THICKNESS FOR CORRECT INSTALLATION.	JUNO LIGHTING	2C 201 4-CLM	N/A	WHITE LED 2700K	120	10	10	PER FOOT				APARTMENT FOYERS AND WALK IN CLOSETS
LT-03	PRINOLE RECESSED DOWNLIGHT MOUNTED IN MILLWORK. 400 LUMENS DELIVERED LIGHT OUTPUT. INSTALLED FROM BELOW. 1.75" INCH DIA. APERTURE. EXACT BEAM SPREAD 1.75" INCH DIA. OPTICAL ACCESSORIES TRD. COMFORT CLEAR DIFFUSE OPTIC REFLECTOR. 6 INCHES CLEARANCE REQUIRED ABOVE CEILING FOR FIXTURE INSTALLATION. OVERLAP FLANGE FINISH AS DIRECTED BY ARCHITECT. DIMMABLE FROM TRIAC OR ELV DIMMER.	LIGHTOLOUR	CL204 D1 37 (BEAM SPREAD) R1 C2 1/8 CO. (FINISH)	N/A	WHITE LED 2700K	120	11	11	PER FOOT				APARTMENT KITCHEN
LT-04	LINEAR LED FIXTURE 3 INCH W X 3 INCH H X 2 INCH DIA. RECESSED IN CEILING. DIE CAST BAFFLE ALUMINUM PROFILE. FROSTED ACRYLIC LENS. INTEGRAL DRIVER. MOUNTED ABOVE DOOR HEADERS. FINISH AS DIRECTED BY ARCHITECT. MODIFIED FOR 2700K COLOR TEMPERATURE.	BARTCO	BS5750 D 27_8 5M SN (FINISH)	N/A	WHITE LED 2700K	120	16	16	PER FOOT				SIDE BY SIDE W/D CLOSET ONLY
LT-05	SAME AS FIXTURE TYPE LT-02; EXCEPT WET LOCATION LISTED.	SAME MANUFACTURER AS FIXTURE TYPE LT-02		N/A	WHITE LED 2700K	120	10	10	PER FOOT				APARTMENT SHOWERS
LT-06	NOT USED												
LT-07	SAME AS FIXTURE TYPE LT-02; EXCEPT MOUNTED IN GYM CEILING AND PROVIDE 47 DEGREE BEAM ANGLE. PROVIDE FLUSH MOUNTING IN BRGS. CONTRACTOR TO TAPE AND SPACKLE FIXTURE AS PER MANUFACTURERS INSTALLATION INSTRUCTIONS.	SAME MANUFACTURER AS FIXTURE TYPE LT-02		N/A	WHITE LED 2700K	120	11	11	PER FOOT				COMMON CORRIDORS
LT-08	RECESSED FIXED LED DOWNLIGHT. TRIMLESS. 4 INCH DIAMETER APERTURE. DIE CAST BAFFLE. SOFT FOCUS LENS. MEDIUM PROFILE HOUSING. DELIVERS MINIMUM 1000 LUMENS FROM FIXTURE. 60 DEGREE OPTIC. 90 CR. WHITE BAFFLE. TAPE AND SPACKLE FIXTURE AS PER MANUFACTURERS INSTALLATION INSTRUCTIONS. NON-DIMMABLE.	LUCIFER LIGHTING	F4PETS 1 00 WH 90C 10A 1441	N/A	WHITE LED 2700K	120	10	10	PER FOOT				COMMON CORRIDORS TIERS 3 AND 7
LT-08A	SAME AS FIXTURE TYPE LT-08; EXCEPT FLANGED.	SAME MANUFACTURER AS FIXTURE TYPE LT-08		N/A	WHITE LED 2700K	120	20	20	PER FOOT				STORAGE LEVEL 3
LT-08B	SURFACE MOUNTED LINEAR LED FIXTURE. ASYMMETRIC 140 DEGREE BEAM ANGLE. ALUMINUM EXTRUSION. MILKY LENS. DELIVERS 224 LUMENS PER FOOT. PROVIDE SQUARE OPAL RING MOUNTING. MAXIMIZE LIGHTED LENGTH AS SHOWN ON ARCHITECTURAL DRAWINGS. REMOTE DRIVER PLACED IN ACCESSIBLE LOCATION AS DIRECTED BY ARCHITECT. 6.5" W X 6.5" H PROFILE. PROVIDE ALL INTERCONNECT WIRING FOR A COMPLETE INSTALLATION.	ACOLYTE LTD	CH 941 12 3 0 (LENGTH)	N/A	WHITE LED 2700K CRI 90 WH 90C 10A 1441 CRI 90	120	3	3	PER FOOT				TYPICAL CORRIDOR
LT-09B	MINIATURE CONTINUOUS PERIMETER KNIFE EDGE COVE SYSTEM WITH LINEAR LED COMPONENT. FACTORY CUT LENGTHS TO EXACT FIELD DIMENSIONS. POWDER COATED WHITE. SNAP IN FLUSH OPAL DIFFUSER. WET LOCATION LISTED. REMOTE DIMMING DRIVER LOCATED IN ACCESSIBLE LOCATION AS DIRECTED BY ARCHITECT. NOMINAL 2 INCH HIGH AND MAXIMUM ANCHOR WIRE. LENGTHS AS SHOWN ON ARCHITECTURAL DRAWINGS. CONTRACTOR TO VERIFY DIMENSIONS IN FIELD AND PROVIDE TO FACTORY FOR THEIR USE IN PREPARING SHOP DRAWINGS. 2 WIRE FORWARD PHASE DIMMING TO 1%.	INTERLUX	W6000 5 L (LENGTH) L 27 120V DFN 50 WL	N/A	WHITE LED 2700K CRI 90	120	4	4	PER FOOT				BATHROOM
LT-09C	NOT USED												
LT-09D	NOT USED												
LT-12A	SURFACE MOUNTED LINEAR LED FIXTURE MOUNTED UNDER CABINET. NOMINAL DIMENSIONS 27 1/4" H X 18" W X 1 1/2" D. 120 DEGREE BEAM SPREAD. DELIVERS 327 LUMENS PER FOOT. PROVIDE SQUARE OPAL RING MOUNTING. MAXIMIZE LIGHTED LENGTH AS SHOWN ON ARCHITECTURAL DRAWINGS. REMOTE DRIVER PLACED IN ACCESSIBLE LOCATION AS DIRECTED BY ARCHITECT. PROVIDE ALL INTERCONNECT WIRING AND COMPONENTS FOR A COMPLETE INSTALLATION. HARDWARE. PROVIDE SNAP ON FROSTED LENS. DIMMABLE WITH REVERSE PHASE ELV DIMMING. FIXTURE SCREWED INTO BOTTOM OF CABINET DIRECTLY.	ECOSINE	L55 (LENGTH) Q4 27 90 MULT 120	N/A	WHITE LED 2700K CRI 90	120	4	4	PER FOOT				APARTMENT KITCHEN UNDERCABINET
LT-12B	SAME AS FIXTURE TYPE LT-12A; EXCEPT DELIVERS 65 LUMENS PER FOOT.	SAME MANUFACTURER AS FIXTURE TYPE LT-12A		N/A	WHITE LED 2700K	120	8	8	PER FOOT				APARTMENT KITCHEN ABOVE CABINET
LT-12C	EXTRUDED ALUMINUM FIXTURE MOUNTED UNDER KITCHEN ISLAND. PROVIDE REMOTE ELV DIMMING DRIVER. MOUNT FIXTURE TO PRODUCE 20 LUMENS PER FOOT. PROVIDE SQUARE OPAL RING MOUNTING. MAXIMIZE LIGHTED LENGTH AS SHOWN ON ARCHITECTURAL DRAWINGS. REMOTE DRIVER PLACED IN ACCESSIBLE LOCATION AS DIRECTED BY ARCHITECT. PROVIDE ALL INTERCONNECT WIRING AND COMPONENTS FOR A COMPLETE INSTALLATION. HARDWARE. PROVIDE SNAP ON FROSTED LENS. DIMMABLE WITH REVERSE PHASE ELV DIMMING. FIXTURE SCREWED INTO BOTTOM OF CABINET DIRECTLY.	NANO LIGHTING	L20 50 27 (LENGTH) QW1 6 FOOT LEADER CABLE	N/A	WHITE LED 2700K	120	3	3	PER FOOT				APARTMENT KITCHEN BELOW ISLAND AT TIER 3 AND PENTHOUSE ONLY
LT-13A	SAME AS FIXTURE TYPE LT-12C; EXCEPT MOUNTED IN BATHROOM DETAIL UNDER MIRROR POCKET.	SAME MANUFACTURER AS FIXTURE TYPE LT-12C		N/A	WHITE LED 2700K	120	3	3	PER FOOT				APARTMENT BATHROOM
LT-13B	NOT USED												
LT-13C	SAME AS FIXTURE TYPE LT-12C; EXCEPT MOUNTED IN BATHROOM MIRROR DETAIL. PROVIDE WITH SQUARE OPAL LENS AND 400 DIMMING DRIVER.	SAME MANUFACTURER AS FIXTURE TYPE LT-12C		N/A	WHITE LED 2700K	120	5	5	PER FOOT				APARTMENT BATHROOM MIRROR
LT-140	NOT USED												
LT-150	LINEAR LED STRIP MOUNTED IN ARCHITECTURAL DETAIL AT WALLIONS. CONTINUOUS LINEAR RUNS FOR NO DIMMING. RUN LENGTHS AS SHOWN ON ARCHITECTURAL ELEVATIONS. PLUG AND PLAY INSTALLATION. ALUMINUM HOUSING. OPAL SQUARE LENS. 0-10V DIMMABLE REMOTE DRIVER TO BE PLACED IN A DRY ACCESSIBLE LOCATION AS DIRECTED BY ARCHITECT. STANDARD OUTPUT. 400 LUMENS PER FOOT.	NANOMETER LIGHTING	L20 50 27K (LENGTH) QW1	N/A	WHITE LED 2700K	120	5	5	PER FOOT				GROUND FLOOR GLASS PODIUM AT STAIR
LT-16	RECESSED LED 2X2 IN. ACT. MAXIMUM 4.5 INCH RECESS DEPTH. STEEL HOUSING WITH ACRYLIC LENS. PRISMATIC DRIVER. FIXTURE DELIVERS 2044 LUMENS. WHITE FINISH.	LITHONIA LIGHTING	ZV17.2 20A DFP LED3	N/A	WHITE LED 3000K	120	35	35	PER FOOT				BOH
LT-170	LINEAR LED STRIP MOUNTED IN ARCHITECTURAL DETAIL AT WALLIONS. CONTINUOUS LINEAR RUNS FOR NO DIMMING. RUN LENGTHS AS SHOWN ON ARCHITECTURAL ELEVATIONS. PLUG AND PLAY INSTALLATION. ALUMINUM HOUSING. OPAL SQUARE LENS. 0-10V DIMMABLE REMOTE DRIVER TO BE PLACED IN A DRY ACCESSIBLE LOCATION AS DIRECTED BY ARCHITECT. STANDARD OUTPUT. 400 LUMENS PER FOOT.	NANOMETER LIGHTING	L20 50 27K (LENGTH) QW1	N/A	WHITE LED 2700K	120	5	5	PER FOOT				GROUND FLOOR GLASS PODIUM AT STAIR
LT-170	LINEAR LED STRIP MOUNTED IN ARCHITECTURAL DETAIL AT WALLIONS. CONTINUOUS LINEAR RUNS FOR NO DIMMING. RUN LENGTHS AS SHOWN ON ARCHITECTURAL ELEVATIONS. PLUG AND PLAY INSTALLATION. ALUMINUM HOUSING. OPAL SQUARE LENS. 0-10V DIMMABLE REMOTE DRIVER TO BE PLACED IN A DRY ACCESSIBLE LOCATION AS DIRECTED BY ARCHITECT. STANDARD OUTPUT. 400 LUMENS PER FOOT.	NANOMETER LIGHTING	L20 50 27K (LENGTH) QW1	N/A	WHITE LED 2700K	120	5	5	PER FOOT				GROUND FLOOR GLASS PODIUM AT STAIR
LT-18	SURFACE MOUNTED LINEAR LED FIXTURE. COLD ROLLED STEEL HOUSING. FINISH AS DIRECTED BY ARCHITECT. RECESSED MEDIUM PROFILE LENS OFFERS PROTECTION FROM DEBRIS. TOOL LESS CHANNEL COVER FOR EASY INSTALLATION. 3.5" W X 3.25" H AND NOMINAL 45 LENGTH. DELIVERS 1830 LUMENS FROM FIXTURE.	LITHONIA LIGHTING	ZL20 146 200MM DMD MV01 30X 30CR (FINISH)	N/A	WHITE LED 3000K	120	21	21	PER FOOT				BOH
LT-19	SAME AS FIXTURE TYPE LT-18; EXCEPT PROVIDED WITH REMOTE DIMMING TRIM. EXACT TRIM LENGTH TO BE COORDINATED BY CONTRACTOR AND REVIEWED BY ARCHITECT.	SAME MANUFACTURER AS FIXTURE TYPE LT-18		N/A	WHITE LED 3000K	120	32	32	PER FOOT				BOH
LT-20	LINEAR WALL MOUNTED LED FIXTURE. MAXIMUM 4 INCH PROJECTION FROM WALL. NOMINAL 5 INCH HIGH STEEL PROFILE. HIGH PERFORMANCE OPTICAL DESIGN. INTEGRAL DRIVER. MOUNTING HEIGHT AS DIRECTED BY ARCHITECT. WHITE FINISH. INTEGRAL ULTRASONIC OR QUANTUM TECHNOLOGY OCCUPANCY SENSOR PROVIDING STEP DIMMING TO 50% WHEN STAR IS UNOCCUPIED. MOUNTED TO RECESSED IN WALL. REFER TO ARCHITECTURAL DRAWINGS FOR MOUNTING HEIGHT. FIXTURE DELIVERS 2500 LUMENS FROM FIXTURE.	LITHONIA LIGHTING	WLA 30 5LD LP830 NESP07 DMS5	N/A	WHITE LED 3000K	120	29	29	PER FOOT				STAIRS
LT-210	IN GRATE UNDER LED LIGHT. NOMINAL 8 INCH RECESS DEPTH. PROVIDE WITH NOMINAL 8 INCH WIDE APERTURE. 5.975 INCH HOUSING RECESS DEPTH. PROVIDE SQUARE OPAL LENS. INTEGRAL 0-10V DIMMING DRIVER. TOXIC DEGREE OPTIC. HIGH OUTPUT. TAPE AND SPACKLE FIXTURE AS PER MANUFACTURERS INSTALLATION INSTRUCTIONS. PROVIDE INTERNAL COVER AND ANTISEP LENS. NOMINAL 2 FOOT WIDE.	LUMENPULSE	LD 50 27 (LENGTH) 27K 10X10 INTL ES ASL	N/A	WHITE LED 2700K	120	16	16	PER FOOT				THIRD FLOOR TERRACE MECHANICAL FLOORS
LT-220	EXTRUDED ALUMINUM FIXTURE MOUNTED IN MILLWORK DETAIL. LOW VOLTAGE. REMOTE 1% 0-10V DIMMING DRIVER MOUNTED IN ACCESSIBLE LOCATION AS DIRECTED BY ARCHITECT. DELIVERS 400 LUMENS PER FOOT. PROVIDE SQUARE OPAL LENS. ANODIZED ALUMINUM PROFILE FINISH. UP TO 48 INCH LENGTH TO BE WIRED TO ONE DRIVER. NOMINAL 1 1/4" X 1 1/4" LENGTH AS SHOWN ON ARCHITECTURAL DRAWINGS. PROVIDE EACH FIXTURE LENGTH WITH 6 FOOT LEAD WIRES.	NANO LIGHTING	L20 50 27 (LENGTH) QW1	N/A	WHITE LED 2700K	120	5	5	PER FOOT				LOBBY INTEGRAL BOOKSHELF LIGHTING
LT-24	SAME AS FIXTURE TYPE LT-500; EXCEPT NON-DIMMABLE.	SAME MANUFACTURER AS FIXTURE TYPE LT-500		N/A	WHITE LED 2700K CRI 90	120	10	10	PER FOOT				COMMON CORRIDORS
LT-24A	NOT USED												
LT-250	COVE SYSTEM. BOX PROFILE MOUNTED IN ARCHITECTURAL DETAIL. POWDER COATED WHITE FINISH. TRY TO INCLUDE LED MODULE (2700K / 90-CR) LINEAR LED PROVIDING 863 DELIVERED LUMENS PER FOOT LIGHT OUTPUT. PROVIDE LUTRON ECOSYSTEM DIMMING DRIVER TO 1% NOMINAL 5 INCH WIDE X 2 1/2" HIGH AND LENGTH AS SHOWN ON ARCHITECTURAL DRAWING. COVE SYSTEM TO RUN ALONG PERIMETER OF SHOP CEILING ON ALL 4 SIDES. 4 SIDED RAFT SYSTEM (LED POINTED OUT). INSTALLATION TO BE COORDINATED WITH CEILING CONTRACTOR. PROVIDE SATIN FLAT LENS AND MITERED 90 DEGREE CORNER AND JOINT CONNECTOR. CONTRACTOR TO VERIFY DIMENSIONS IN FIELD AND PROVIDE TO FACTORY FOR THEIR USE IN PREPARING SHOP DRAWINGS.	INTERLUX	W6000 5 L (LENGTH) H 27 UNV DES 50	N/A	WHITE LED 2700K CRI 90	120	10	10	PER FOOT				LOBBY
LT-260	SAME AS LT-220; EXCEPT MEDIUM LIGHT OUTPUT 600 LUMENS PER FOOT.	SAME MANUFACTURER AS FIXTURE TYPE LT-220		N/A	WHITE LED 2700K	120	7	7	PER FOOT				LOBBY FAUX BEAMS
LT-270	SAME AS LT-220; EXCEPT COORDINATE FIXTURE TRIM WITH CEILING SYSTEM. PROVIDE OVERLAP FLANGE ON TRIM IF FIXTURE IS NOT INSTALLED IN A PASTER CEILING.	SAME MANUFACTURER AS FIXTURE TYPE LT-220		N/A	WHITE LED 2700K	120	12	12	PER FOOT				MAJUROOM ON GROUND FLOOR
LT-280	RECESSED MULTIHED ADJUSTABLE DOWNLIGHT. 2 HEADS PER APERTURE. EACH SEPARATELY DIMMABLE. EACH HEAD IS ROTATED THROUGH 360 DEGREES, AND TRYS TO AT LEAST 90 DEGREES. NOMINAL 4 INCH DIAMETER. PROVIDE LUTRON ECOSYSTEM DIMMING DRIVERS TO 1% MAXIMUM 8 INCH RECESS DEPTH. HOUSING AND ALL COMPONENTS WITH REMOTE DIMMING DRIVER. CONTRACTOR TO TAPE AND SPACKLE AS PER MANUFACTURERS INSTALLATION INSTRUCTIONS. PROVIDE EACH FIXTURE LENGTH WITH 6 FOOT LEAD WIRES.	VARIZZANO	F6 088 (FINISH) VBS 030 02 27 VBS 030 02 27	N/A	WHITE LED 2700K CRI 90	120	34	34	PER FOOT				LOBBY DROP CEILING
LT-290	RECESSED MULTIHED ADJUSTABLE DOWNLIGHT. 2 HEADS PER APERTURE. EACH SEPARATELY DIMMABLE. EACH HEAD IS ROTATED THROUGH 360 DEGREES, AND TRYS TO AT LEAST 90 DEGREES. NOMINAL 4 INCH DIAMETER. PROVIDE LUTRON ECOSYSTEM DIMMING DRIVERS TO 1% MAXIMUM 8 INCH RECESS DEPTH. HOUSING AND ALL COMPONENTS WITH REMOTE DIMMING DRIVER. CONTRACTOR TO TAPE AND SPACKLE AS PER MANUFACTURERS INSTALLATION INSTRUCTIONS. PROVIDE EACH FIXTURE LENGTH WITH 6 FOOT LEAD WIRES.	VARIZZANO	F6 088 (FINISH) VBS 030 02 27 VBS 030 02 27	N/A	WHITE LED 2700K CRI 90	120	34	34	PER FOOT				LOBBY DROP CEILING
LT-300	SAME AS FIXTURE TYPE LT-290; EXCEPT WITH SQUARE 24 DEGREE LED MODULE LAMP IN APERTURE.	SAME MANUFACTURER AS FIXTURE TYPE LT-290		N/A	WHITE LED 2700K CRI 90	120	34	34	PER FOOT				LOBBY DROP CEILING
LT-320	SAME AS FIXTURE TYPE LT-210; EXCEPT MOUNTING LOCATION.	SAME MANUFACTURER AS FIXTURE TYPE LT-210		N/A	WHITE LED 27								

2016 RAFAEL VINOLY ARCHITECTS

1 2 3 4 5 6

277
Fifth Avenue
NEW YORK, NY

OWNER:
VICTOR NOMAD LLC

CONSTRUCTION MANAGER:
LEND LEASE
200 PARK AVENUE, 9TH FLOOR
NEW YORK, NY 10166
TEL: 212 592 6700

ARCHITECT:
RAFAEL VINOLY ARCHITECTS PC
50 VANDAM STREET
NEW YORK, NY 10013
TEL: 212 924 5060 FAX: 212 924 5858

STRUCTURAL ENGINEER:
WSP PARSONS BRINCKERHOFF
ONE PENN PLAZA, 4TH FLOOR
NEW YORK, NY 10119
TEL: 212 687 9888

MEP/FP/IT ENGINEER:
MGE ENGINEERING
116 WEST 32ND STREET, 12TH FLOOR
NEW YORK, NY 10001
TEL: 212 643 9055

GEOTECH CIVIL ENGINEER:
LANGAN ENGINEERING
300 KIMBALL DRIVE, 4TH FLOOR
PARSIPPANY, NJ 07054
TEL: 973 560 4900

VERTICAL TRANSPORT CONSULTANT:
VAN DEUSEN & ASSOCIATES
120 EAGLE ROCK AVENUE, SUITE 310
EAST HANOVER, NJ, 07936
TEL: 973 994 9220

ENCLOSURE CONSULTANT:
VIDARIS, INC.
360 PARK AVENUE SOUTH, 15TH FLOOR
NEW YORK, NY, 10010
TEL: 212 689 5389

FAÇADE MAINTENANCE CONSULTANT:
ENTEK ENGINEERING LLC
166 AMES STREET
HACKENSACK, NJ, 07601
TEL: 201 820 2801

ACOUSTICAL CONSULTANT:
CERAMI & ASSOCIATES
404 FIFTH AVENUE
NEW YORK, NY, 10018
TEL: 212 616 4179

LIGHTING CONSULTANT:
ONE LUX STUDIO
158 WEST 29TH STREET, 10TH FLOOR
NEW YORK, NY, 10001
TEL: 212 201 5790

SPECIFICATIONS CONSULTANT:
ROBERT SCHWARTZ & ASSOCIATES
589 EIGHTH AVENUE, 17TH FLOOR
NEW YORK, NY, 10018
TEL: 212 691 3248

ENERGY MODELING CONSULTANT:
STEVEN WINTER ASSOCIATES, INC
307 SEVENTH AVENUE, SUITE 1701
NEW YORK, NY, 10001
TEL: 212 564 5800

INTERIOR DESIGN CONSULTANT:
BEERS INTERIORS
156 5TH AVENUE, PENTHOUSE 2
NEW YORK, NY, 10010
TEL: 212 352 2020

NYC DEPT. OF BUILDINGS
PAA #1

5.4.3 AIR LEAKAGE

5.4.3.1 CONTINUOUS AIR BARRIER. THE ENTIRE BUILDING ENVELOPE SHALL BE DESIGNED AND CONSTRUCTED WITH A CONTINUOUS AIR BARRIER.

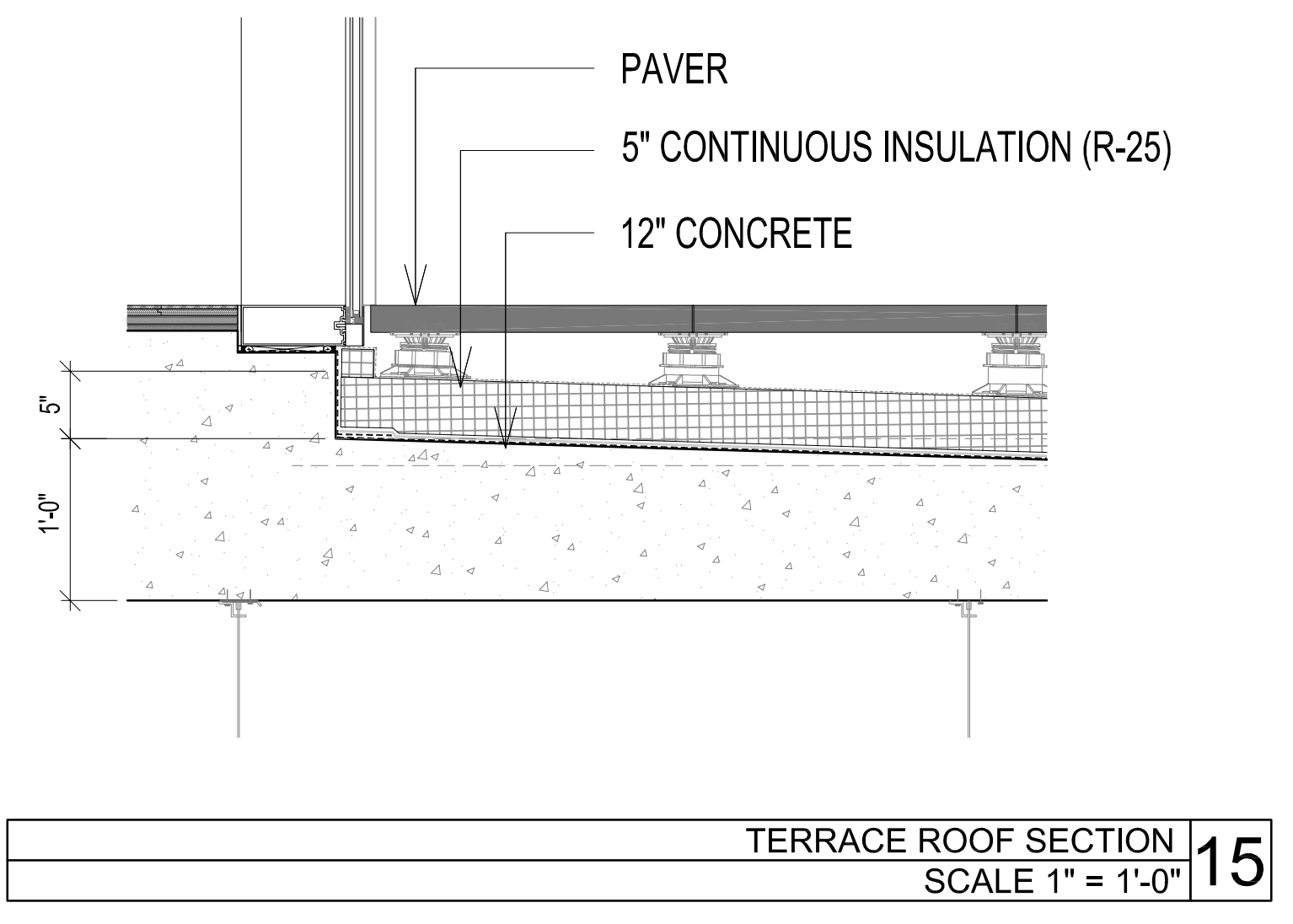
5.4.3.2 PENETRATION AND DOORS. AIR LEAKAGE FOR PENETRATION AND DOORS SHALL BE DETERMINED IN ACCORDANCE WITH ANA/ANMA/ISA 101/LS/2/4/40, NFRC 500, OR ASTM E283 AS SPECIFIED BELOW. AIR LEAKAGE SHALL BE DETERMINED BY A LABORATORY ACCREDITED BY A NATIONALLY RECOGNIZED ACCREDITATION ORGANIZATION.

5.4.3.3 ACCEPTABLE MATERIALS AND ASSEMBLIES. CONTINUOUS AIR BARRIER MATERIALS AND ASSEMBLIES FOR THE OPERABLE BUILDING ENVELOPE SHALL COMPLY WITH ONE OF THE FOLLOWING REQUIREMENTS:

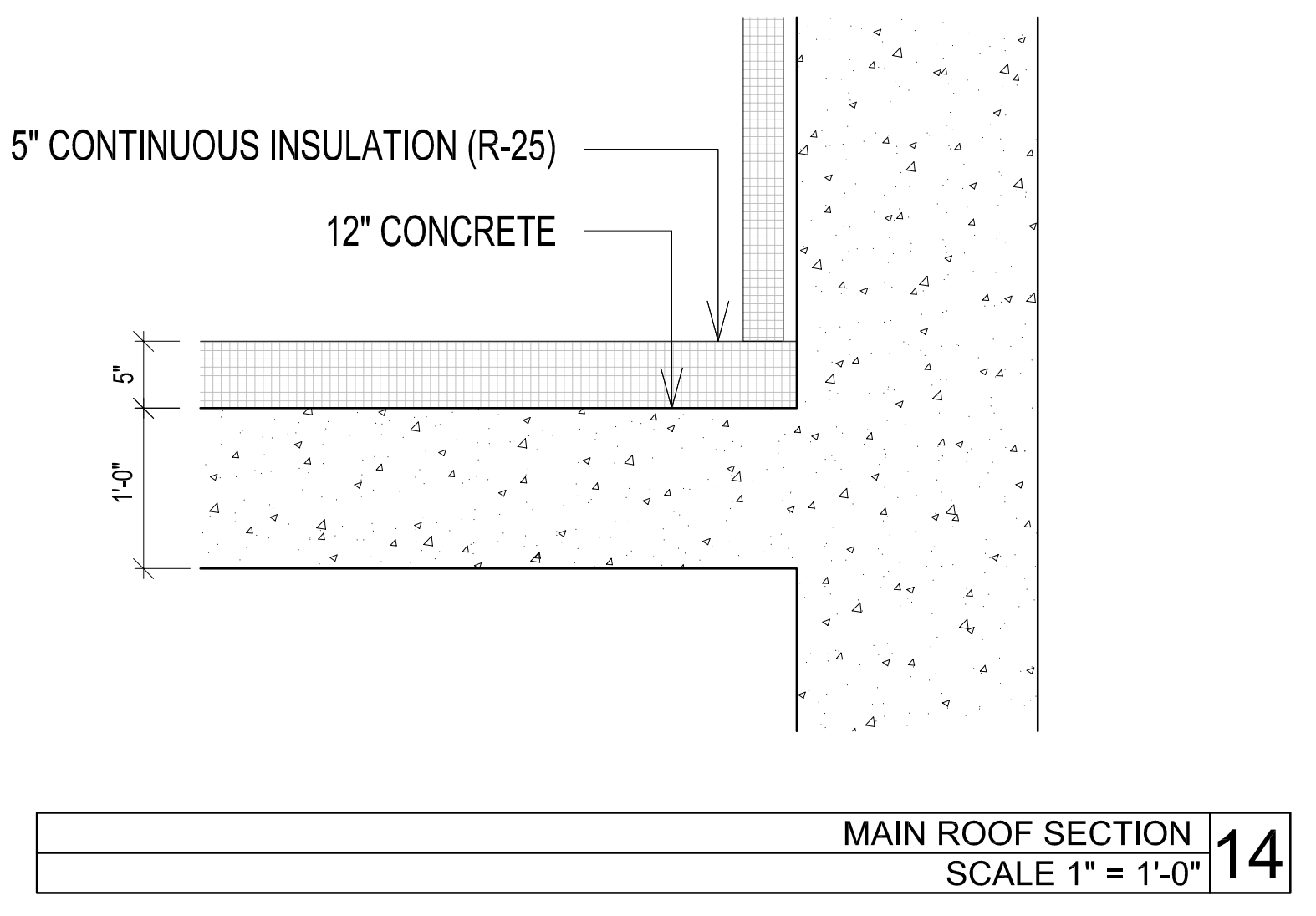
5.4.3.4 VESTIBULES. BUILDING ENTRANCES THAT SEPARATE CONDITIONED SPACE FROM THE EXTERIOR SHALL BE PROTECTED WITH AN ENCLOSED VESTIBULE.

TYPE	DESCRIPTION	AREA	U-VALUE	UA
EWS 9	INSULATED SHADOW BOX	425	0.036	15
EWS 5	MECHANICAL LEVEL WALL	5,831	0.057	332
EWS 6	FIBRE C PANEL CLADDING SYSTEM, EXTERIOR COLUMN FINISH	63,967	0.075	4798
EWS 7	DEFS	2,041	0.081	165
EWS 11	ADJACENT PARTY WALL	5,326	0.06	320
EWS 10	SPANDREL GLASS CURTAIN WALL ASSEMBLIES	27,376	0.044	1205
EWS 8	METAL RAIN SCREEN SERVICE ENTRANCE	99	0.118	12
EWS 12	METAL RAIN SCREEN LOGGIA	356	0.352	125
EWS 13	METAL RAIN SCREEN PODIUM	153	0.352	54
TOTAL		105,574	NA	7025
AVG-U FACTOR			0.067	

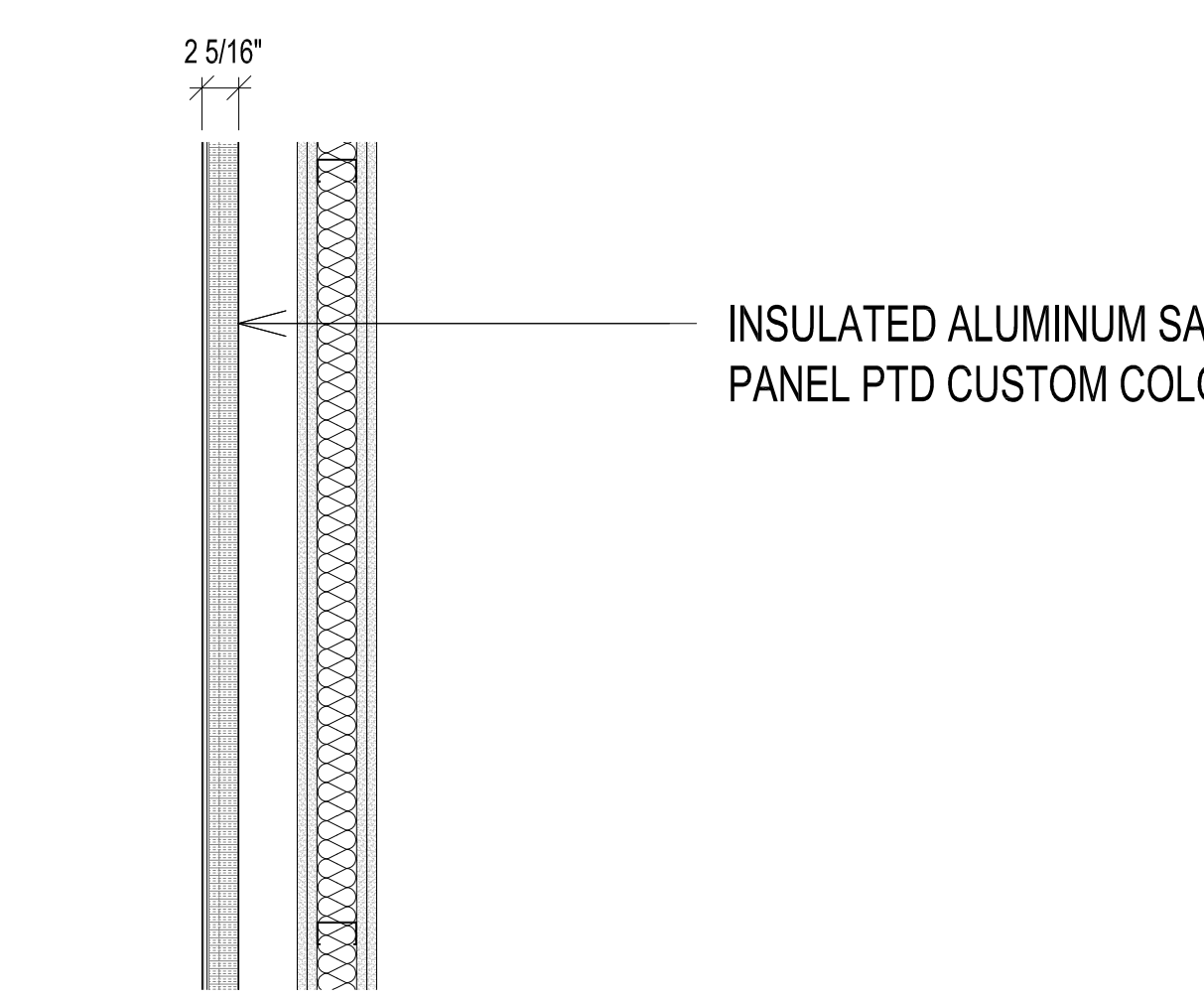
ROOF				
ELEMENT (INTERIOR TO EXTERIOR)	THICKNESS (IN)	R	U	REFERENCE ASHRAE 90.1-APPENDIX A/OTHER
2" CONCRETE PAVERS	NA	NA	NA	
12" CONCRETE	NA	NA	NA	
5" CONTINUOUS INSULATION	25	NA	0.039	25
ASSEMBLY TOTAL		25	0.039	
APPLICABLE CODE REQUIREMENT		R-13+R-7.5 C.I.	0.064	



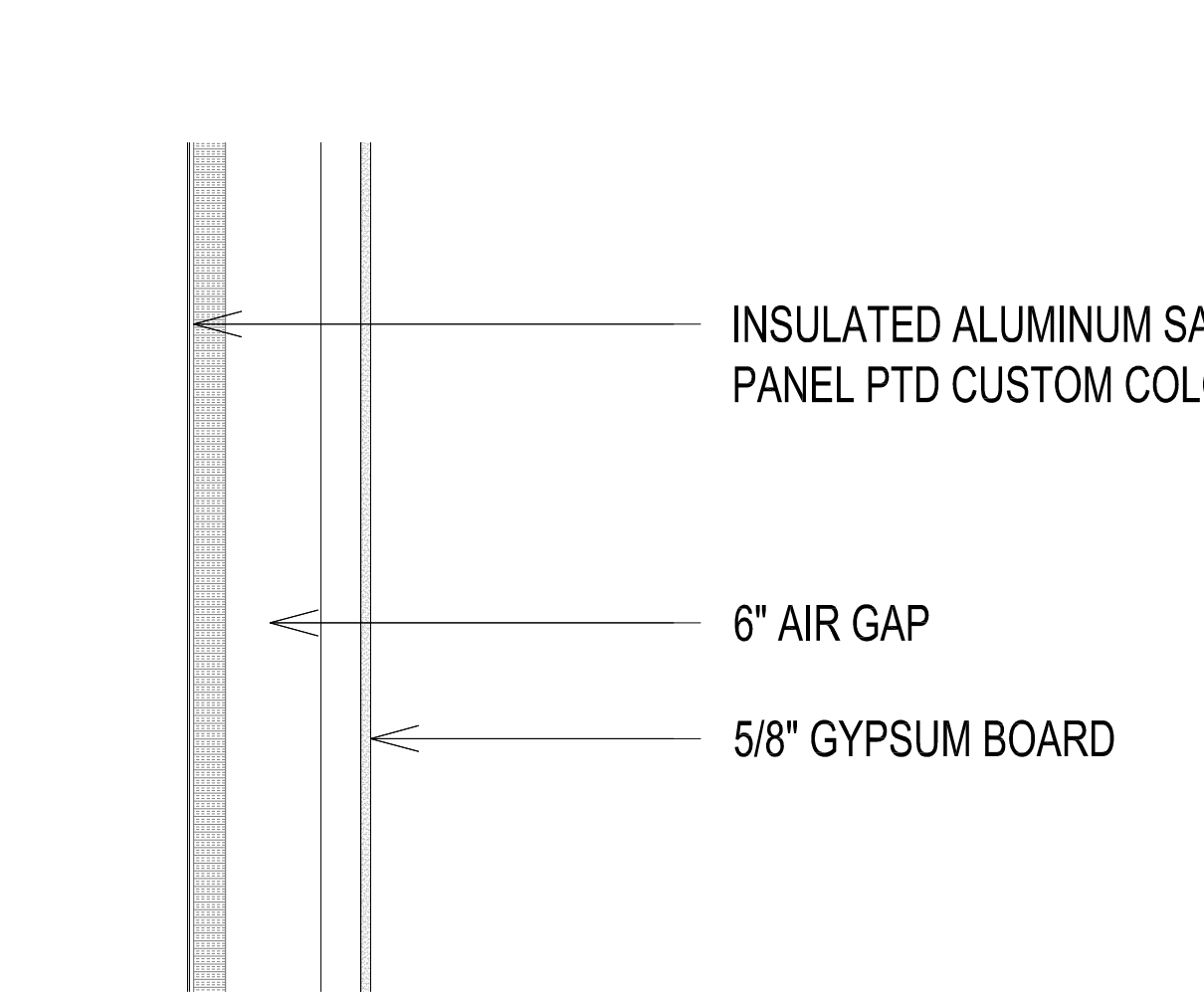
ROOF				
ELEMENT (INTERIOR TO EXTERIOR)	THICKNESS (IN)	R	U	REFERENCE ASHRAE 90.1-APPENDIX A/OTHER
12" CONCRETE	NA	NA	NA	
5" CONTINUOUS INSULATION	25	NA	0.039	25
ASSEMBLY TOTAL		25	0.039	
APPLICABLE CODE REQUIREMENT		R-13+R-7.5 C.I.	0.064	



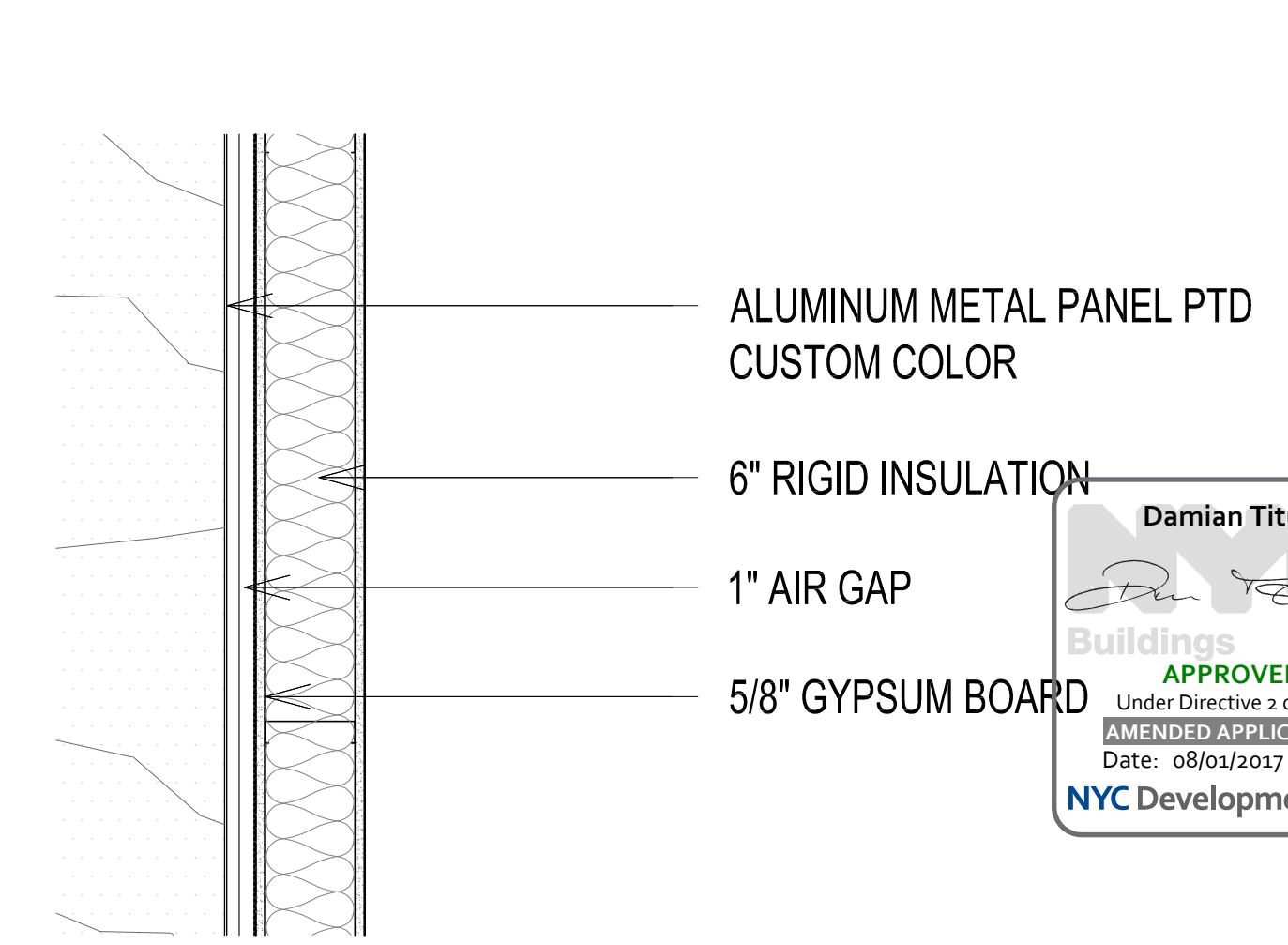
METAL RAIN SCREEN PODIUM				
ELEMENT (INTERIOR TO EXTERIOR)	THICKNESS (IN)	R	U	REFERENCE ASHRAE 90.1-APPENDIX A/OTHER
INTERIOR FILM	NA	NA	NA	
5/8" GYP BOARD	NA	NA	NA	
6" AIR GAP	NA	NA	NA	
INSULATED ALUMINUM SANDWICH PANEL PTD CUSTOM COLOR	NA	NA	NA	
EXTERIOR FILM	NA	NA	NA	
ASSEMBLY TOTAL		NA	0.352	
APPLICABLE CODE REQUIREMENT		R-13+R-7.5 C.I.	0.064	



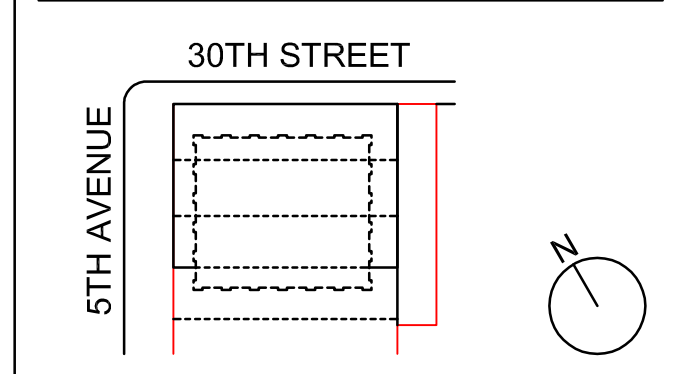
METAL RAIN SCREEN LOGGIA				
ELEMENT (INTERIOR TO EXTERIOR)	THICKNESS (IN)	R	U	REFERENCE ASHRAE 90.1-APPENDIX A/OTHER
INTERIOR FILM	NA	NA	NA	
5/8" GYP BOARD	NA	NA	NA	
6" AIR GAP	NA	NA	NA	
INSULATED ALUMINUM SANDWICH PANEL PTD CUSTOM COLOR	NA	NA	NA	
EXTERIOR FILM	NA	NA	NA	
ASSEMBLY TOTAL		NA	0.352	
APPLICABLE CODE REQUIREMENT		R-13+R-7.5 C.I.	0.064	



METAL RAIN SCREEN SERVICE ENTRANCE				
ELEMENT (INTERIOR TO EXTERIOR)	THICKNESS (IN)	R	U	REFERENCE ASHRAE 90.1-APPENDIX A/OTHER
INTERIOR FILM	NA	NA	NA	
5/8" GYP BOARD	NA	NA	NA	
1" AIR GAP	NA	NA	NA	
6" RIGID INSULATION (R-11)	8	5.5	NA	ASHRAE 90.1 2010 TABLE A3.3
ALUMINUM METAL PAINTED	NA	NA	NA	
EXTERIOR FILM	NA	NA	NA	
ASSEMBLY TOTAL		5.5	0.118	
APPLICABLE CODE REQUIREMENT		R-13+R-7.5 C.I.	0.064	



Damian Titus
APPROVED
Under Directive 3 of 1975
NYC DEPT. OF BUILDINGS
Date: 08/01/2017
NYC Development Hub



KEY PLAN AND NORTH SIGN
IF THIS DRAWING IS NOT 42" X 30" IT IS
A REDUCED PRINT;
REFER TO GRAPHIC SCALE

SCALE 1" = 1'-0"

EXTERIOR WALL ASSEMBLY DETAILS

SHEET TITLE:

EN-010.00

SHEET NUMBER:

1 2 3 4 5 6

RAFAEL VINOLY ARCHITECTS

TABLE II - PROGRESS INSPECTIONS FOR ENERGY CODE COMPLIANCE - COMMERCIAL BUILDINGS

Table with 4 columns: Item, Description, Approved construction documents, and Code references. Includes sections for Mechanical and Service Water Heating, HVAC and service water heating, and Duct leakage testing.

TABLE II - PROGRESS INSPECTIONS FOR ENERGY CODE COMPLIANCE - COMMERCIAL BUILDINGS

Table with 4 columns: Item, Description, Approved construction documents, and Code references. Includes sections for Electrical Power and Lighting Systems, Lighting in dwelling units, Interior lighting power, Exterior lighting power, Lighting controls, Exit signs, Electric motors, and Other.

(i) Energy Analysis of Constructed Conditions. In accordance with Section 28-104.3 of the Administrative Code and section ECC 103.4, if constructed work differs from the last approved full energy analysis...

Table with 4 columns: Lighting Control Device, Specific Use, and Code references. Lists devices like Manual Application Control, Automatic Shutoff, and Manual Wall Toggle.

LIGHTING CONTROL NARRATIVE

Table with 4 columns: TAG, AREA, CONTROL DESCRIPTION NARRATIVE, and Code references. Lists areas like Dwelling Unit, Enclosed Office, Egress Corridor, etc.

NYCECC CODE COMPLIANCE PATH

- NYCECC 2014
ASHRAE 90.1 - 2010

ENERGY CODE COMPLIANCE NYCECC 2014

Table with 2 columns: ITEM DESCRIPTION and COMPLIANCE & CONTRACTOR REQUIREMENTS. Includes sections for Electrical Energy Consumption, Electric Motors, Transformers, and Voltage Drop.

PROGRESS INSPECTION & TESTING

NOTES: IN ACCORDANCE WITH ARTICLE 116 OF TITLE 28 AND SECTION BC 110, CONSTRUCTION SHALL BE SCHEDULED TO ALLOW REQUIRED PROGRESS INSPECTIONS TO TAKE PLACE...

LIGHTING SYSTEM FUNCTIONAL TESTING (COMMISSIONING) REQUIREMENTS

THIS PROJECT SHALL COMPLY WITH THE COMMISSIONING REQUIREMENTS OF THE NYC ENERGY CONSERVATION CODE AS DESCRIBED IN NYCECC SECTION C408. THE CONTRACTOR IS RESPONSIBLE FOR AND SHALL PROVIDE FUNCTIONAL TESTING...

ENERGY CODE PROGRESS INSPECTION

Table with 2 columns: Y/N and PROGRESS INSPECTIONS. Lists items like Protection of Exposed Foundation Insulation, Fenestration U-Factor, etc.

LIGHTING FIXTURE SUBSTITUTION NOTE: LIGHTING FIXTURES HAVE BEEN SIZED TO MEET AND VERIFIED WITH ENERGY COMPLIANCE REQUIREMENTS...

BOH LIGHT FIXTURE (LUMINAIRE) SCHEDULE

Table with 10 columns: REF., SYMBOL, DESCRIPTION, MANUFACTURER & MODEL, LOCATIONS, LAMP TYPE, WATTAGE, QUANTITY, FIXTURE TOTAL INPUT POWER, FIXTURE VOLTAGE.

281 Fifth Avenue NEW YORK, NY

OWNER: VICTOR NOMAD LLC

CONSTRUCTION MANAGER: LEND LEASE

ARCHITECT: RAFAEL VINOLY ARCHITECTS PC

STRUCTURAL ENGINEER: WSP PARSONS BRINCKERHOFF

MPE/FPIT ENGINEER: MGE ENGINEERING D.P.C.

GEOTECH CIVIL ENGINEER: LANGAN ENGINEERING

VERTICAL TRANSPORT CONSULTANT: VAN DEUSEN & ASSOCIATES

ENCLOSURE CONSULTANT: VIDARIS, INC.

FACADE MAINTENANCE CONSULTANT: ENTEK ENGINEERING LLC

ACOUSTICAL CONSULTANT: CERAMI & ASSOCIATES

LIGHTING CONSULTANT: ONE LUX STUDIO

SPECIFICATIONS CONSULTANT: ROBERT SCHWARTZ & ASSOCIATES

ENERGY MODELING CONSULTANT: STEVEN WINTER ASSOCIATES, INC.

INTERIOR DESIGN CONSULTANT: BEERS INTERIORS


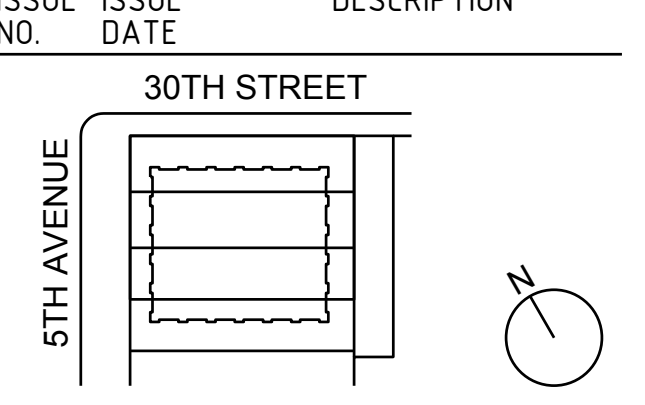


Table with 3 columns: SEAL, DATE, and NAME. Shows seal for DOB PAA dated 02/24/17.

Table with 3 columns: ISSUE NO., ISSUE DATE, and DESCRIPTION. Shows issue log for the project.



KEY PLAN AND NORTH SIGN IF THIS DRAWING IS NOT 42" X 30" IT IS A REDUCED PRINT.

PROJECT NUMBER: 6982.00 SCALE: N.T.S.

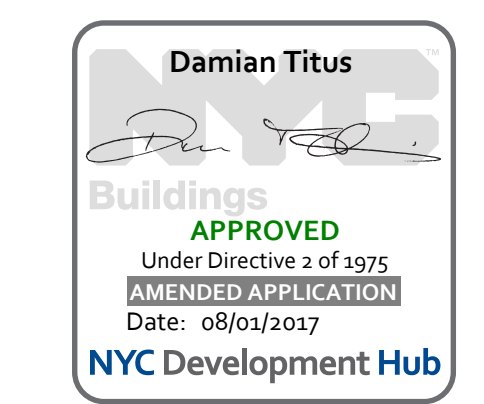
ENERGY COMPLIANCE COVER SHEET

SHEET TITLE: EN011.00

SHEET NUMBER: 11 OF 40

NEW YORK CITY BUILDING DEPARTMENT APPROVAL NOTE

NEW YORK CITY ENERGY CONSERVATION CODE TO THE BEST OF MY KNOWLEDGE, BELIEF AND PROFESSIONAL JUDGMENT...



© 2016 RAFAEL VINOLY ARCHITECTS

DEPT OF BLDGS 193 136
JOB NUMBER
ESTD 196631
SHEET CODE

277

Fifth Avenue
NEW YORK, NY

OWNER:
VICTOR NOMAD LLC

CONSTRUCTION MANAGER:
LEND LEASE
200 PARK AVENUE, 9TH FLOOR
NEW YORK, NY 10166
TEL: 212 592 6700

ARCHITECT:
RAFAEL VINOLY ARCHITECTS PC
50 VANDAM STREET
NEW YORK, NY 10013
TEL: 212 924 5060 FAX: 212 924 5858

STRUCTURAL ENGINEER:
WSP PARSONS BRINCKERHOFF
ONE PENN PLAZA, 4TH FLOOR
NEW YORK, NY 10119
TEL: 212 687 9888

MEP/FP/IT ENGINEER:
MGE ENGINEERING
116 WEST 32ND STREET, 12TH FLOOR
NEW YORK, NY 10001
TEL: 212 643 9055

GEOTECH CIVIL ENGINEER:
LANGAN ENGINEERING
300 KIMBALL DRIVE, 4TH FLOOR
PARSIPPANY, NJ 07054
TEL: 973 560 4900

VERTICAL TRANSPORT CONSULTANT:
VAN DEUSEN & ASSOCIATES
120 EAGLE ROCK AVENUE, SUITE 310
EAST HANOVER, NJ 07936
TEL: 973 994 9220

ENCLOSURE CONSULTANT:
VIDARIS, INC.
360 PARK AVENUE SOUTH, 15TH FLOOR
NEW YORK, NY 10010
TEL: 212 689 5389

FAÇADE MAINTENANCE CONSULTANT:
ENTEK ENGINEERING LLC
166 AMES STREET
HACKENSACK, NJ 07601
TEL: 201 820 2801

ACOUSTICAL CONSULTANT:
CERAMI & ASSOCIATES
404 FIFTH AVENUE
NEW YORK, NY 10018
TEL: 212 616 4179

LIGHTING CONSULTANT:
ONE LUX STUDIO
158 WEST 29TH STREET, 10TH FLOOR
NEW YORK, NY 10001
TEL: 212 201 5790

SPECIFICATIONS CONSULTANT:
ROBERT SCHWARTZ & ASSOCIATES
589 EIGHTH AVENUE, 17TH FLOOR
NEW YORK, NY 10018
TEL: 212 691 3248

ENERGY MODELING CONSULTANT:
STEVEN WINTER ASSOCIATES, INC
307 SEVENTH AVENUE, SUITE 1701
NEW YORK, NY 10001
TEL: 212 564 5800

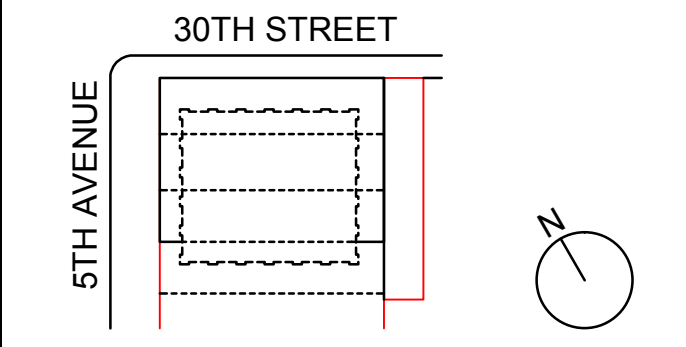
INTERIOR DESIGN CONSULTANT:
BEERS INTERIORS
156 5TH AVENUE, PENTHOUSE 2
NEW YORK, NY 10010
TEL: 212 352 2020

NYC DEPT. OF BUILDINGS
PAA #1



ARCHITECT'S SEAL

^		
^		
^		
^		
^		
^	02/24/2017	PAA #1
^	04/08/2016	DOB SUBMITTAL
^	01/18/2016	FOUNDATION BID
^	12/23/2015	SCHEMATIC DESIGN
ISSUE NO.	ISSUE DATE	DESCRIPTION



KEY PLAN AND NORTH SIGN
IF THIS DRAWING IS NOT 42" X 30" IT IS A REDUCED PRINT.
REFER TO GRAPHIC SCALE

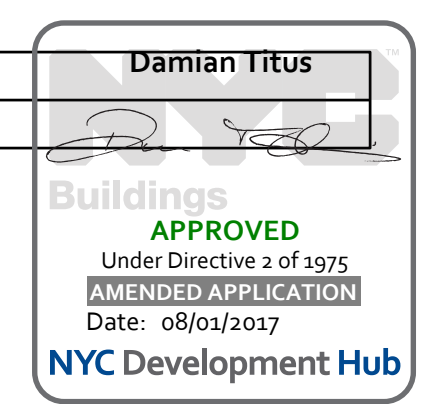
SCALE
DIMMING SCHEDULE AND CONTROLS SINGLE LINE

SHEET TITLE:
EN-013.00
SHEET NUMBER:

DIMMING PANEL LOAD SCHEDULE (120 VOLT)																					
CONTROL ZONE	DESCRIPTION	FITTURE TYPE	EM PANEL	FITTURE QTY	UNITS	INCANDESCENT	LV ELECTRONIC LUMINAIR SYSTEM	2 WIRE FLUORE	3 WIRE FLUORE	0-10 VOLT	NON-DIM	VOLT-AMPS PER FITTURE	LAMP QTY PER FITT	TOTAL LOAD (VA)	NORMAL			EMERGENCY			REMARKS
															TOTAL LAMPS	QTY OF CIRCUITS	TOTAL LOAD	QTY OF CIRCUITS	TOTAL LOAD		
GROUND FLOOR LOBBY																					
001	2IN DIA DL IN CANOPY	LT-330	X	12	PER FIXT.					X		30	N/A	120	—	0	0	1	120		
002	INGRADE COLUMN UPLIGHTS	LT-37D		8	PER FIXT.					X		30	0	180	—	1	180	0	0		
003	INGRADE WALL UPLIGHTS	LT-32D		31	PER FOOT					X		16	0	496	—	1	496	0	0		
004	VERTICAL LINEAR FIXTURE	LT-150		126	PER FOOT					X		5	N/A	630	—	2	630	0	0		
004	VERTICAL LINEAR FIXTURE	LT-150	X	42	PER FOOT					X		5	N/A	210	—	0	0	1	210		
004	VERTICAL LINEAR FIXTURE	LT-170	X	20	PER FOOT					X		5	N/A	100	—	0	0	1	100		
005	INDIRECT CEILING COVE	LT-25D		116	PER FOOT.		X					10	N/A	1160	—	1	1,160	0	0		
006	MULTIHEAD ADJ. DL IN DROP CLG	LT-290	X	14	PER FIXT.		X					34	N/A	476	—	0	0	1	476		
006	SINGLEHEAD ADJ. DL IN DROP CLG	LT-30D	X	2	PER FIXT.		X					34	N/A	68	—	0	0	1	68		
007	ADJ. DL AT SHELVING WALL	LT-28D		6	PER FIXT.		X					12	N/A	72	—	1	72	0	0		
008	LINEAR LED MTD IN SHELVING	LT-22D		110	PER FOOT.					X		5	N/A	550	—	1	550	0	0		
009	ADJ. DL AT CURTAINS	LT-28D	X	4	PER FIXT.		X					12	N/A	48	—	0	0	1	48		
010	ADJ. DL AT ARTWORK POCKETS	LT-28D	X	9	PER FIXT.		X					12	N/A	108	—	0	0	1	108		
011	LINEAR LED MTD IN BEAM	LT-28D		54	PER FOOT					X		7	N/A	378	—	1	378	0	0		
012	INDIRECT WALL COVE IN ELEV LOBBY	LT-35D		108	PER FOOT.		X					10	N/A	1080	—	1	1,080	0	0		
013	LINEAR LED IN ELEV LOBBY	LT-36D		45	PER FOOT		X					6	N/A	270	—	1	270	0	0		
013	LINEAR LED IN ELEV LOBBY	LT-36D	X	45	PER FOOT		X					6	N/A	270	—	0	0	1	270		
014	LED DOWNLIGHTS IN MAILROOM	LT-27D		6	PER FIXT.		X					12	N/A	72	—	1	72	0	0		
015	LINEAR LED MTS IN MAILBOX ALCOVE	LT-38D		32	PER FOOT					X		5	N/A	160	—	1	160	0	0		
021	MULTIHEAD ADJ. DL IN DROP CLG	LT-290	X	33	PER FIXT.		X					34	N/A	1122	—	0	0	1	1,122		
022	MULTIHEAD ADJ. DL IN DROP CLG AIMED AT RECEPTION DESK	LT-290	X	34	PER FIXT.		X					34	N/A	1156	—	0	0	1	1,156		
023	MULTIHEAD ADJ. DL IN DROP CLG	LT-290	X	35	PER FIXT.		X					34	N/A	1190	—	0	0	1	1,190		
024	MULTIHEAD ADJ. DL IN DROP CLG	LT-290	X	33	PER FIXT.		X					34	N/A	1122	—	0	0	1	1,122		
025	MULTIHEAD ADJ. DL IN DROP CLG	LT-290	X	33	PER FIXT.		X					34	N/A	1122	—	0	0	1	1,122		
026	MULTIHEAD ADJ. DL IN DROP CLG	LT-290	X	4	PER FIXT.		X					34	N/A	136	—	0	0	1	136		
THIRD + FOURTH FLOOR AMENITIES + TERRACE																					
017	INGRADE COLUMN UPLIGHTS	LT-37D		8	PER FIXT.					X		30	0	240	—	1	240	0	0		
021	INGRADE UPLIGHTS	LT-98D		22	PER FOOT		X					9	0	198	—	1	198	0	0		
022	COVE SYSTEM	LT-25D		60	PER FOOT		X					10	0	600	—	1	600	0	0		
023	RECESSED DOWNLIGHT	LT-410	X	4	PER FIXT.		X					14	0	56	—	0	0	1	56		
023	RECESSED DOWNLIGHT	LT-410		5	PER FIXT.		X					14	0	70	—	1	70	0	0		
024	DECORATIVE PENDANT	LT-64D		1	PER FIXT.	X						250	0	250	—	1	250	0	0		
025	RECESSED WALLWASH	LT-60D		5	PER FIXT.		X					10	0	50	—	1	50	0	0		
026	SURFACE MOUNTED LINEAR FITTURE	LT-09A	X	66	PER FOOT		X					3	0	198	—	0	0	1	198		
027	RECESSED DOWNLIGHT	LT-430		4	PER FIXT.		X					14	0	56	—	1	56	0	0		
027	RECESSED DOWNLIGHT	LT-430	X	2	PER FIXT.		X					14	0	28	—	0	0	1	28		
028	RECESSED DOWNLIGHT	LT-430		6	PER FIXT.		X					14	0	84	—	1	84	0	0		
028	RECESSED DOWNLIGHT	LT-430	X	2	PER FIXT.		X					14	0	28	—	0	0	1	28		
029	COVE SYSTEM	LT-25D		60	PER FOOT		X					10	0	600	—	1	600	0	0		
030	COVE SYSTEM	LT-25D		48	PER FOOT		X					10	0	480	—	1	480	0	0		
031	RECESSED DOWNLIGHT	LT-430		4	PER FIXT.		X					14	0	56	—	1	56	0	0		
032	DECORATIVE PENDANT	LT-06D		1	PER FIXT.	X						250	0	250	—	1	250	0	0		
033	INTEGRATED SHELF LIGHTING	LT-440		4	PER FOOT		X					25	0	100	—	1	100	0	0		
034	COVE SYSTEM	LT-25D		60	PER FOOT		X					10	0	600	—	1	600	0	0		
035	RECESSED DOWNLIGHT	LT-430		8	PER FIXT.		X					14	0	112	—	1	112	0	0		
035	RECESSED DOWNLIGHT	LT-430	X	2	PER FIXT.		X					14	0	28	—	0	0	1	28		
036	DECORATIVE PENDANT	LT-67D		1	PER FIXT.	X						250	0	250	—	1	250	0	0		
037	RECESSED DOWNLIGHT	LT-63D		4	PER FIXT.		X					10	0	40	—	1	40	0	0		
038	RECESSED DOWNLIGHT	LT-63D		3	PER FIXT.		X					14	0	42	—	1	42	0	0		
039	INGRADE UPLIGHT	LT-98D		22	PER FOOT		X					9	0	198	—	1	198	0	0		
040	RECESSED DOWNLIGHT	LT-410	X	2	PER FIXT.		X					14	0	28	—	0	0	1	28		
040	RECESSED DOWNLIGHT	LT-410		1	PER FIXT.		X					14	0	14	—	1	14	0	0		
041	SURFACE MOUNTED LINEAR FITTURE	LT-09A	X	66	PER FOOT		X					3	0	198	—	0	0	1	198		
042	RECESSED WALLWASH	LT-60D		5	PER FIXT.		X					10	0	50	—	1	50	0	0		
FIFTH FLOOR MECHANICAL TERRACE																					
018	SURFACE MOUNTED COLUMN UPLIGHTS	LT-40D		10	PER FIXT.					X		30	N/A	300	—	1	300	0	0		
TWENTY-FIFTH FLOOR MECHANICAL TERRACE																					
019	SURFACE MOUNTED COLUMN UPLIGHTS	LT-40D		10	PER FIXT.					X		30	N/A	300	—	1	300	0	0		
FORTY-SEVENTH FLOOR MECHANICAL TERRACE																					
020	SURFACE MOUNTED COLUMN UPLIGHTS	LT-40D		10	PER FIXT.					X		30	N/A	300	—	1	300	0	0		

SUBTOTAL 36 10,488 21 7,812
SPARES 4 1,165 3 1,116
TOTAL NORMAL PANEL(S): 40 11,653
TOTAL EMERGENCY PANEL(S): 24 8,928

01 DIMMING SCHEDULE
SCALE: NTS



APPROVED
Under Directive 3 of 1975
NYC DEPT OF BUILDINGS
Date: 08/01/2017
NYC Development Hub

OWNER:
VICTOR NOMAD LLC

CONSTRUCTION MANAGER:
LEND LEASE
200 PARK AVENUE, 9TH FLOOR
NEW YORK, NY 10166
TEL: 212 592 6700

ARCHITECT:
RAFAEL VINOLY ARCHITECTS PC
50 VANDAM STREET
NEW YORK, NY 10013
TEL: 212 924 5060 FAX: 212 924 5858

STRUCTURAL ENGINEER:
WSP PARSONS BRINCKERHOFF
ONE PENN PLAZA, 4TH FLOOR
NEW YORK, NY 10119
TEL: 212 687 9888

MEP/FP/IT ENGINEER:
MGE ENGINEERING D.P.C.
116 WEST 32ND STREET, 12TH FLOOR
NEW YORK, NY 10001
TEL: 212 643 9055

GEOTECH CIVIL ENGINEER:
LANGAN ENGINEERING
300 KIMBALL DRIVE, 4TH FLOOR
PARSIPPANY, NJ 07054
TEL: 973 560 4900

VERTICAL TRANSPORT CONSULTANT:
VAN DEUSEN & ASSOCIATES
120 EAGLE ROCK AVENUE, SUITE 310
EAST HANOVER, NJ 07936
TEL: 973 994 9220

ENCLOSURE CONSULTANT:
VIDARIS, INC.
360 PARK AVENUE SOUTH, 15TH FLOOR
NEW YORK, NY 10010
TEL: 212 689 5389

FACADE MAINTENANCE CONSULTANT:
ENTEK ENGINEERING LLC
166 AMES STREET
HACKENSACK, NJ 07601
TEL: 201 820 2801

ACOUSTICAL CONSULTANT:
CERAMI & ASSOCIATES
404 FIFTH AVENUE
NEW YORK, NY 10018
TEL: 212 616 4179

LIGHTING CONSULTANT:
ONE LUX STUDIO
168 WEST 29TH STREET, 10TH FLOOR
NEW YORK, NY 10001
TEL: 212 201 5790

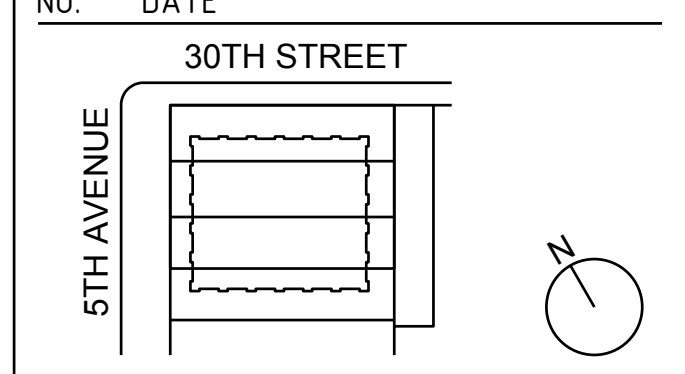
SPECIFICATIONS CONSULTANT:
ROBERT SCHWARTZ & ASSOCIATES
589 EIGHTH AVENUE, 17TH FLOOR
NEW YORK, NY 10018
TEL: 212 691 3248

ENERGY MODELING CONSULTANT:
STEVEN WINTER ASSOCIATES, INC.
307 SEVENTH AVENUE, SUITE 1701
NEW YORK, NY 10001
TEL: 212 564 5800

INTERIOR DESIGN CONSULTANT:
BEERS INTERIORS
156 5TH AVENUE, PENTHOUSE 2
NEW YORK, NY 10010
TEL: 212 352 2020



ISSUE NO.	ISSUE DATE	DESCRIPTION
1	02/24/17	DOB PAA
2		
3		
4		
5		
6		
7		
8		
9		
10		
11		
12		
13		
14		
15		
16		



KEY PLAN AND NORTH SIGN
IF THIS DRAWING IS NOT 42" X 30" IT IS
A REDUCED PRINT:
REFER TO GRAPHIC SCALE

PROJECT NUMBER: 6982.00
SCALE: 1/4" = 1'-0"

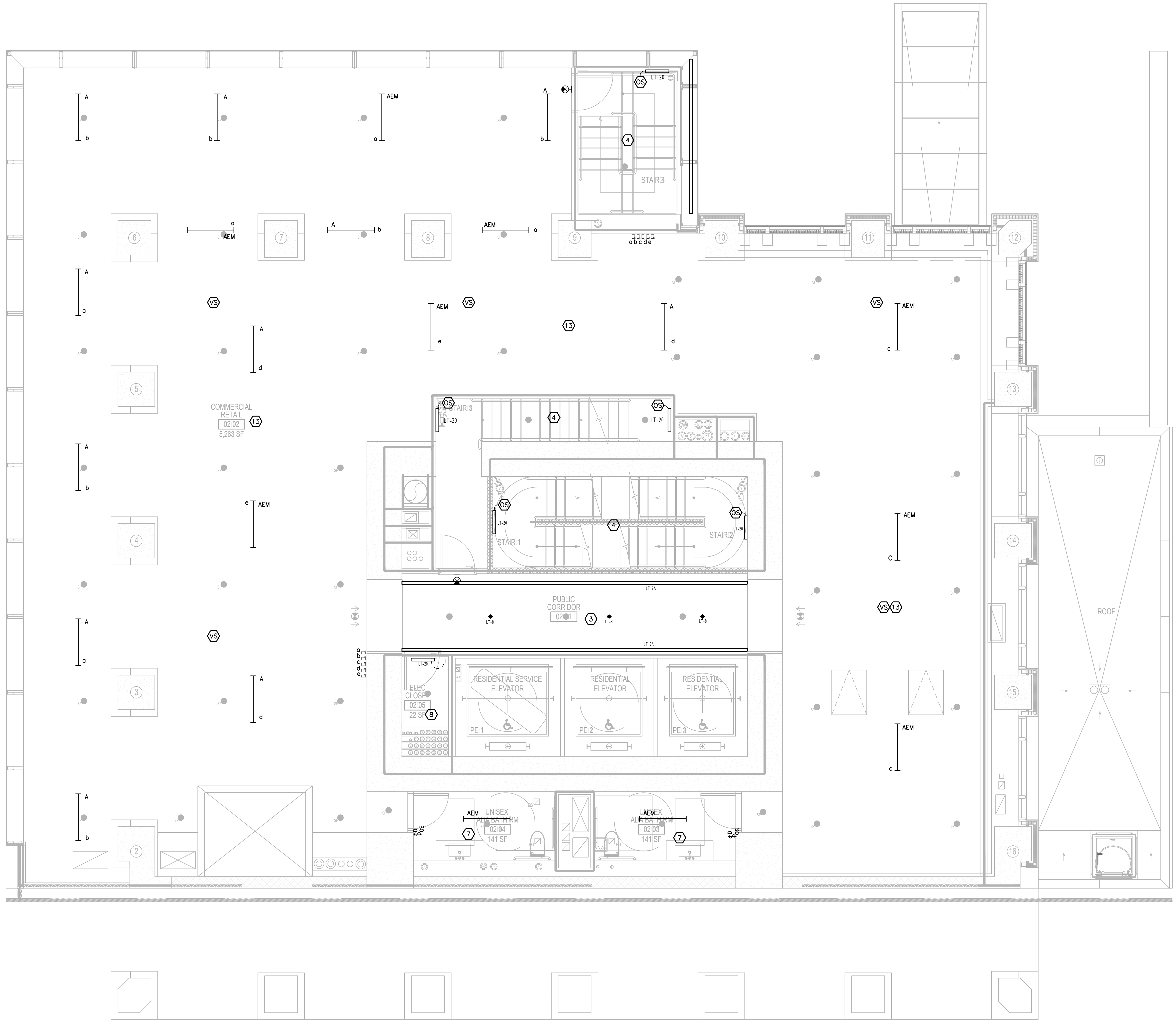
2ND FLOOR
SUPPORTIVE DOCUMENT
SHEET 3

SHEET TITLE :
EN 103.00

SHEET NUMBER : 15 OF 40

ELECTRICAL SYMBOL LIST	
§	SINGLE POLE SWITCH, LOWER CASE LETTER IDENTIFIES OUTLET(S)/FIXTURES CONTROLLED, UPPER CASE LETTER AND/OR NUMERAL INDICATES: 2 - DOUBLE POLE 3 - THREE WAY 4 - FOUR WAY D - DIMMER SWITCH J - DOOR JAMB SWITCH OS - WALL MOUNTED OCCUPANCY SENSOR SWITCH VS - WALL MOUNTED VACANCY SENSOR SWITCH KS - WALL MOUNTED KEY SWITCH
OS	CEILING MOUNTED OCCUPANCY SENSOR, PROVIDE POWER PACK.
VS	CEILING MOUNTED VACANCY SENSOR, PROVIDE POWER PACK.
PS	CEILING MOUNTED PHOTO SENSOR, PROVIDE POWER PACK.
PC	EXTERIOR MOUNTED PHOTOCELL, PROVIDE POWER PACK.
TC	ASTRONOMICAL TIMELOCK.

- LIGHTING NOTES:**
- REFER TO ARCHITECTURAL DRAWINGS AND FIXTURE SCHEDULE FOR EXACT TYPES, QUANTITIES, LOCATIONS AND CONTROLS, CONTRACTOR SHALL ADVISE OF ANY DISCREPANCIES BETWEEN THIS SCHEDULE AND ARCHITECTURAL LIGHTING FIXTURE SCHEDULE. ARCHITECTURAL FIXTURE SCHEDULE TAKES PRECEDENCE, EXCLUDING VOLTAGE.
 - ALL EXIT SIGNS SHALL NOT EXCEED 5 WATTS PER SIDE, AS PER ASHRAE 9.4.2.
 - ALL DAYLIGHT ZONES AS DEFINED IN ASHRAE SECTION 9 SHALL HAVE AUTOMATIC DAYLIGHT RESPONSIVE CONTROLS, THAT CONTROL THE LIGHTS INDEPENDENT OF GENERAL AREA LIGHTING OUTSIDE OF THE ZONES AS PER ASHRAE 9.4.1.1(e).
 - TANDDEM WIRING SHALL NOT BE REQUIRED. ALL FLUORESCENT FIXTURES SHALL HAVE HIGH FREQUENCY ELECTRONIC BALLASTS.



FOR LEGEND OF LIGHTING CONTROL
DEVICES REFER TO DRAWING ENERGY
COMPLIANCE COVER SHEET

NEW YORK CITY BUILDING DEPARTMENT APPROVAL NOTE
THIS PLAN IS APPROVED ONLY FOR WORK INDICATED ON THE APPLICATION SPECIFICATION SHEET. ALL OTHER MATTERS SHOWN ARE NOT TO BE RELIED UPON, OR TO BE CONSIDERED AS EITHER BEING APPROVED OR IN ACCORDANCE WITH APPLICABLE CODES.

NEW YORK CITY ENERGY CONSERVATION CODE
TO THE BEST OF MY KNOWLEDGE, BELIEF AND PROFESSIONAL JUDGMENT, THESE PLANS AND SPECIFICATIONS ARE IN COMPLIANCE WITH THE NEW YORK CITY ENERGY CONSERVATION CODE.



OWNER:
VICTOR NOMAD LLC

CONSTRUCTION MANAGER:
LEND LEASE
200 PARK AVENUE, 9TH FLOOR
NEW YORK, NY 10166
TEL: 212 592 6700

ARCHITECT:
RAFAEL VINOLY ARCHITECTS PC
50 NASSAU STREET
NEW YORK, NY 10013
TEL: 212 924 5060 FAX: 212 924 5858

STRUCTURAL ENGINEER:
WSP PARSONS BRINCKERHOFF
ONE PENN PLAZA, 4TH FLOOR
NEW YORK, NY 10119
TEL: 212 687 9888

MEP/FP/IT ENGINEER:
MGE ENGINEERING D.P.C.
116 WEST 32ND STREET, 12TH FLOOR
NEW YORK, NY 10001
TEL: 212 643 9055

GEOTECH CIVIL ENGINEER:
LANGAN ENGINEERING
300 KIMBALL DRIVE, 4TH FLOOR
PARSIPPANY, NJ 07054
TEL: 973 560 4900

VERTICAL TRANSPORT CONSULTANT:
VAN DEUSEN & ASSOCIATES
120 EAGLE ROCK AVENUE, SUITE 310
EAST HANOVER, NJ, 07936
TEL: 973 994 9220

ENCLOSURE CONSULTANT:
VIDARIS, INC.
360 PARK AVENUE SOUTH, 15TH FLOOR
NEW YORK, NY 10010
TEL: 212 689 5389

FACADE MAINTENANCE CONSULTANT:
ENTEK ENGINEERING LLC
166 AMES STREET
HACKENSACK, NJ, 07601
TEL: 201 820 2801


ACOUSTICAL CONSULTANT:
CERAMI & ASSOCIATES
404 FIFTH AVENUE
NEW YORK, NY, 10018
TEL: 212 616 4179

LIGHTING CONSULTANT:
ONE LUX STUDIO
158 WEST 29TH STREET, 10TH FLOOR
NEW YORK, NY, 10001
TEL: 212 201 5790

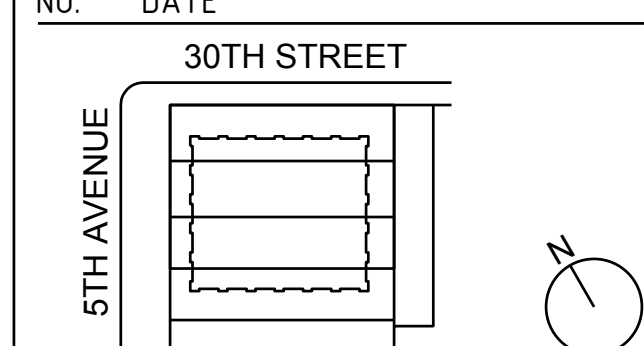
SPECIFICATIONS CONSULTANT:
ROBERT SCHWARTZ & ASSOCIATES
589 EIGHTH AVENUE, 17TH FLOOR
NEW YORK, NY, 10018
TEL: 212 691 3248

ENERGY MODELING CONSULTANT:
STEVEN WINTER ASSOCIATES, INC
307 SEVENTH AVENUE, SUITE 1701
NEW YORK, NY, 10001
TEL: 212 564 5800

INTERIOR DESIGN CONSULTANT:
BEERS INTERIORS
156 5TH AVENUE, PENTHOUSE 2
NEW YORK, NY, 10010
TEL: 212 352 2020



ISSUE NO.	ISSUE DATE	DESCRIPTION
1	02/24/17	DOB PAA
2		
3		
4		
5		
6		
7		
8		
9		
10		
11		
12		
13		
14		
15		
16		
17		
18		
19		
20		
21		
22		
23		
24		
25		
26		
27		
28		
29		
30		
31		
32		
33		
34		
35		
36		
37		
38		
39		
40		
41		
42		
43		
44		
45		
46		
47		
48		
49		
50		



KEY PLAN AND NORTH SIGN
IF THIS DRAWING IS NOT 42" X 30" IT IS A REDUCED PRINT.
REFER TO GRAPHIC SCALE

PROJECT NUMBER: 6982.00
SCALE 1/4" = 1'-0"

5TH FLOOR
SUPPORTIVE DOCUMENT
SHEET 6

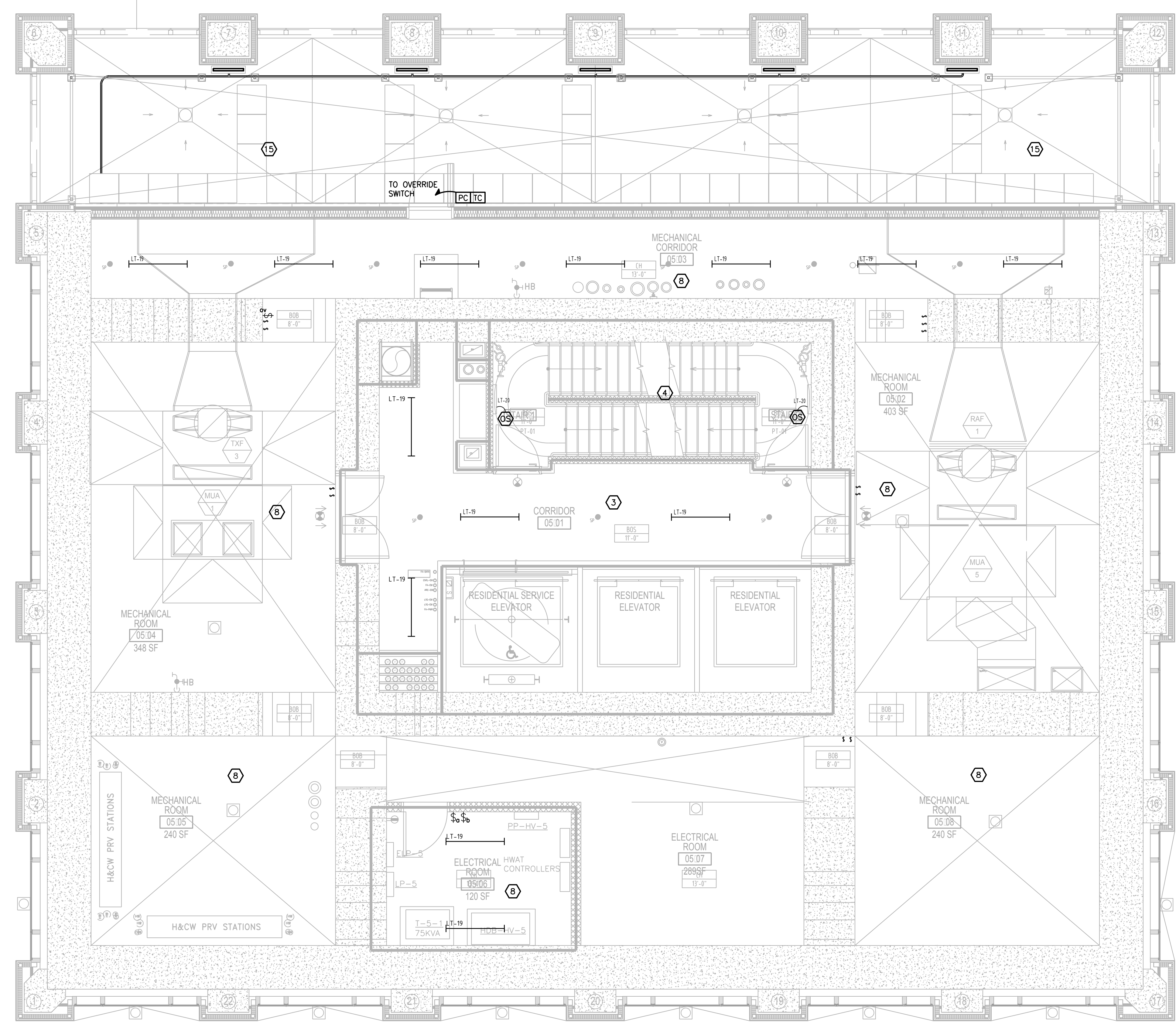
SHEET TITLE :
EN 106.00

SHEET NUMBER : 18 OF 40

ELECTRICAL SYMBOL LIST

§	SINGLE POLE SWITCH, LOWER CASE LETTER IDENTIFIES OUTLET(S)/FIXTURES CONTROLLED, UPPER CASE LETTER AND OR NUMERAL INDICATES:
2	DOUBLE POLE
3	THREE WAY
4	FOUR WAY
D	DIMMER SWITCH
J	DOOR JAMB SWITCH
OS	WALL MOUNTED OCCUPANCY SENSOR SWITCH
VS	WALL MOUNTED VACANCY SENSOR SWITCH
KS	WALL MOUNTED KEY SWITCH
OS	CEILING MOUNTED OCCUPANCY SENSOR, PROVIDE POWER PACK.
VS	CEILING MOUNTED VACANCY SENSOR, PROVIDE POWER PACK.
PS	CEILING MOUNTED PHOTO SENSOR, PROVIDE POWER PACK.
PC	EXTERIOR MOUNTED PHOTOCELL, PROVIDE POWER PACK.
TC	ASTRONOMICAL TIMECLOCK.

- LIGHTING NOTES:**
- REFER TO ARCHITECTURAL DRAWINGS AND FIXTURE SCHEDULE FOR EXACT TYPES, QUANTITIES, LOCATIONS AND CONTROLS. CONTRACTOR SHALL ADVISE OF ANY DISCREPANCIES BETWEEN THIS SCHEDULE AND ARCHITECTURAL LIGHTING FIXTURE SCHEDULE. ARCHITECTURAL FIXTURE SCHEDULE TAKES PRECEDENCE, EXCLUDING VOLTAGE.
 - ALL EXIT SIGNS SHALL NOT EXCEED 5 WATTS PER SIDE AS PER ASHRAE 94.2.
 - ALL DAYLIGHT ZONES AS DEFINED IN ASHRAE SECTION 9 SHALL HAVE AUTOMATIC DAYLIGHT RESPONSIVE CONTROLS, THAT CONTROL THE LIGHTS INDEPENDENT OF GENERAL AREA LIGHTING OUTSIDE OF THE ZONES AS PER ASHRAE 94.1.1.(e).
 - TANDDEM WIRING SHALL NOT BE REQUIRED. ALL FLUORESCENT FIXTURES SHALL HAVE HIGH FREQUENCY ELECTRONIC BALLASTS.

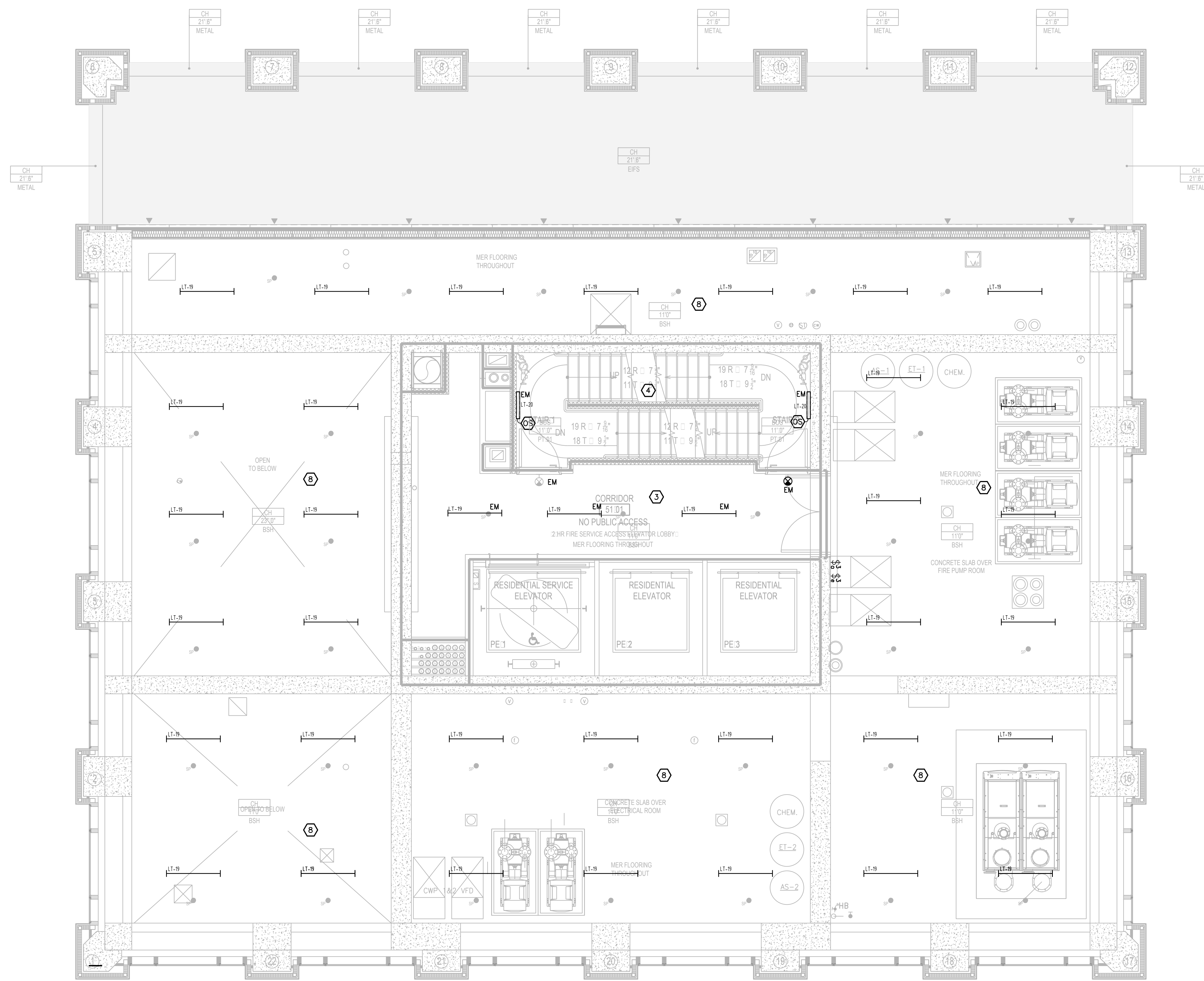


FOR LEGEND OF LIGHTING CONTROL DEVICES REFER TO DRAWING ENERGY COMPLIANCE COVER SHEET

NEW YORK CITY BUILDING DEPARTMENT APPROVAL NOTE
THIS PLAN IS APPROVED ONLY FOR WORK INDICATED ON THE APPLICATION SPECIFICATION SHEET. ALL OTHER MATTERS SHOWN ARE NOT TO BE RELIED UPON, OR TO BE CONSIDERED AS EITHER BEING APPROVED OR IN ACCORDANCE WITH APPLICABLE CODES.

NEW YORK CITY ENERGY CONSERVATION CODE
TO THE BEST OF MY KNOWLEDGE, BELIEF AND PROFESSIONAL JUDGMENT, THESE PLANS AND SPECIFICATIONS ARE IN COMPLIANCE WITH THE NEW YORK CITY ENERGY CONSERVATION CODE.





ELECTRICAL SYMBOL LIST

§	SINGLE POLE SWITCH, LOWER CASE LETTER IDENTIFIES OUTLET(S)/FIXTURES CONTROLLED, UPPER CASE LETTER AND/OR NUMERAL INDICATES:
2	DOUBLE POLE
3	THREE WAY
4	FOUR WAY
D	DIMMER SWITCH
J	DOOR JAMB SWITCH
OS	WALL MOUNTED OCCUPANCY SENSOR SWITCH
VS	WALL MOUNTED VACANCY SENSOR SWITCH
KS	WALL MOUNTED KEY SWITCH
OS	CEILING MOUNTED OCCUPANCY SENSOR, PROVIDE POWER PACK.
VS	CEILING MOUNTED VACANCY SENSOR, PROVIDE POWER PACK.
PS	CEILING MOUNTED PHOTO SENSOR, PROVIDE POWER PACK.
PC	EXTERIOR MOUNTED PHOTOCELL, PROVIDE POWER PACK.
TC	ASTRONOMICAL TIMECLOCK.

- LIGHTING NOTES:**
- REFER TO ARCHITECTURAL DRAWINGS AND FIXTURE SCHEDULE FOR EXACT TYPES, QUANTITIES, LOCATIONS AND CONTROLS. CONTRACTOR SHALL ADVISE OF ANY DISCREPANCIES BETWEEN THIS SCHEDULE AND ARCHITECTURAL LIGHTING FIXTURE SCHEDULE. ARCHITECTURAL FIXTURE SCHEDULE TAKES PRECEDENCE, EXCLUDING VOLTAGE.
 - ALL EXIT SIGNS SHALL NOT EXCEED 5 WATTS PER SIDE AS PER ASHRAE 9.4.2.
 - ALL DAYLIGHT ZONES AS DEFINED IN ASHRAE SECTION 9 SHALL HAVE AUTOMATIC DAYLIGHT RESPONSIVE CONTROLS, THAT CONTROL THE LIGHTS INDEPENDENT OF GENERAL AREA LIGHTING OUTSIDE OF THE ZONES AS PER ASHRAE 9.4.1.1(e).
 - TANDDEM WIRING SHALL NOT BE REQUIRED. ALL FLUORESCENT FIXTURES SHALL HAVE HIGH FREQUENCY ELECTRONIC BALLASTS.

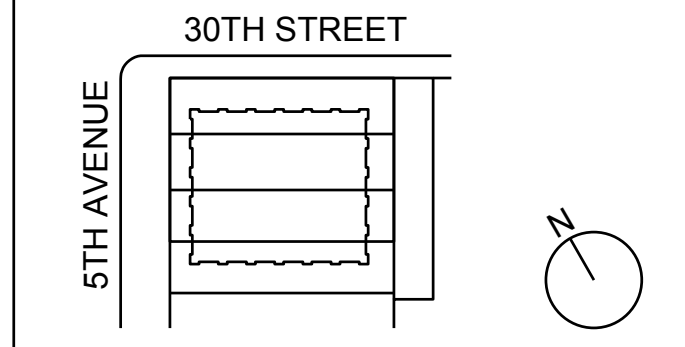
281

Fifth Avenue
NEW YORK, NY

- OWNER:**
VICTOR NOMAD LLC
- CONSTRUCTION MANAGER:**
LEND LEASE
200 PARK AVENUE, 9TH FLOOR
NEW YORK, NY 10166
TEL: 212 592 6700
- ARCHITECT:**
RAFAEL VINOLY ARCHITECTS PC
50 NASSAU STREET
NEW YORK, NY 10013
TEL: 212 924 5060 FAX: 212 924 5858
- STRUCTURAL ENGINEER:**
WSP PARSONS BRINCKERHOFF
ONE PENN PLAZA, 4TH FLOOR
NEW YORK, NY 10119
TEL: 212 687 9888
- MEP/FP/IT ENGINEER:**
MGE ENGINEERING D.P.C.
116 WEST 32ND STREET, 12TH FLOOR
NEW YORK, NY 10001
TEL: 212 643 9055
- GEOTECH CIVIL ENGINEER:**
LANGAN ENGINEERING
300 KIMBALL DRIVE, 4TH FLOOR
PARSIPPANY, NJ 07054
TEL: 973 560 4900
- VERTICAL TRANSPORT CONSULTANT:**
VAN DEUSEN & ASSOCIATES
120 EAGLE ROCK AVENUE, SUITE 310
EAST HANOVER, NJ 07936
TEL: 973 994 9220
- ENCLOSURE CONSULTANT:**
VIDARIS, INC.
360 PARK AVENUE SOUTH, 15TH FLOOR
NEW YORK, NY 10010
TEL: 212 689 5389
- FACADE MAINTENANCE CONSULTANT:**
ENTEK ENGINEERING LLC
166 AMES STREET
HACKENSACK, NJ 07601
TEL: 201 820 2801
- ACOUSTICAL CONSULTANT:**
CERAMI & ASSOCIATES
404 FIFTH AVENUE
NEW YORK, NY 10018
TEL: 212 616 4179
- LIGHTING CONSULTANT:**
ONE LUX STUDIO
158 WEST 29TH STREET, 10TH FLOOR
NEW YORK, NY 10001
TEL: 212 201 5790
- SPECIFICATIONS CONSULTANT:**
ROBERT SCHWARTZ & ASSOCIATES
589 EIGHTH AVENUE, 17TH FLOOR
NEW YORK, NY 10018
TEL: 212 691 3248
- ENERGY MODELING CONSULTANT:**
STEVEN WINTER ASSOCIATES, INC.
307 SEVENTH AVENUE, SUITE 1701
NEW YORK, NY 10001
TEL: 212 564 5800
- INTERIOR DESIGN CONSULTANT:**
BEERS INTERIORS
156 5TH AVENUE, PENTHOUSE 2
NEW YORK, NY 10010
TEL: 212 352 2020



ISSUE NO.	ISSUE DATE	DESCRIPTION
1	02/24/17	DOB PAA
2		
3		
4		
5		
6		
7		
8		
9		
10		
11		
12		
13		
14		
15		
16		
17		
18		
19		
20		
21		
22		
23		
24		
25		
26		
27		
28		
29		
30		



KEY PLAN AND NORTH SIGN
IF THIS DRAWING IS NOT 42" X 30" IT IS A REDUCED PRINT;
REFER TO GRAPHIC SCALE


PROJECT NUMBER: 6982.00
SCALE: 1/4" = 1'-0"



FOR LEGEND OF LIGHTING CONTROL DEVICES REFER TO DRAWING ENERGY COMPLIANCE COVER SHEET

NEW YORK CITY BUILDING DEPARTMENT APPROVAL NOTE
THIS PLAN IS APPROVED ONLY FOR WORK INDICATED ON THE APPLICATION SPECIFICATION SHEET. ALL OTHER MATTERS SHOWN ARE NOT TO BE RELIED UPON, OR TO BE CONSIDERED AS EITHER BEING APPROVED OR IN ACCORDANCE WITH APPLICABLE CODES.

NEW YORK CITY ENERGY CONSERVATION CODE
TO THE BEST OF MY KNOWLEDGE, BELIEF AND PROFESSIONAL JUDGMENT, THESE PLANS AND SPECIFICATIONS ARE IN COMPLIANCE WITH THE NEW YORK CITY ENERGY CONSERVATION CODE.



50TH FLOOR
SUPPORTIVE DOCUMENT
SHEET 26

SHEET TITLE: **E126.00**

SHEET NUMBER: 38 of 40

