

Logo Usage Guidelines

Contents


1. The OSI Logo: Usage Guidelines
 - 1.1. Logo Usage
 - 1.1.1. The Standard Logo
 - 1.1.2. The Logotype
 - 1.1.3. The Symbol
 - 1.1.4. Greyscale Logo
 - 1.1.4.1. For Use on Light Backgrounds
 - 1.1.4.2. For Use on Dark Backgrounds
 - 1.1.5. Black & White Logo
 - 1.2. Trademark Symbol
 - 1.3. Clear Space
 - 1.3.1. Error: Reference source not found
 - 1.3.2. Error: Reference source not found
 - 1.3.3. Error: Reference source not found
 - 1.4. Typeface
 - 1.4.1. Complementary Font
 - 1.5. Color Palette
2. Bad Logo Usage
 - 2.1. Never Switch the Colors
 - 2.2. Never Use the Design on Similarly-Colored Backgrounds
 - 2.3. Never Rearrange Elements of the Design
 - 2.4. Never Stray from the Color Palette
 - 2.5. Never Stretch or Distort the Logo

The OSI Logo: Usage Guidelines

The OSI logo is a trademark of Open Source Initiative. In order to protect and grow the OSI brand, we have a distinguishable logo that can be used to mark software licensed under an OSI Approved License. There are guidelines for the logo's appearance and usage, outlined here.

Logo Usage

The Standard Logo



The Logotype

open source
initiative

The Symbol




Reversing Logotype Color to White

When the logo is used on a background that is darker than 50% grey, you should reverse the type to white for legibility:



Greyscale Logo

In greyscale reproduction, use the black and white version on the logo:



For Use on Light Backgrounds

The normal greyscale reproduction is suitable for use on light backgrounds without modification.

For Use on Dark Backgrounds



For dark backgrounds in a greyscale printing situation, use the following treatment of the greyscale logo:



Black & White Logo

Sometimes, often due to production costs, only one color of ink is available and so OSI Logo must be reproduced using only one color. In this scenario, the logo, logotype, or symbol must be used following the convention of using a light color type on a dark background or in a dark color type on a light background. The logotype and/or symbol outline must be clearly distinguishable from the background color. You must honor the OSI Logo palette when possible, using black or white if necessary.

Some examples follow, below:



Trademark Symbol

The 'TM' or ® trademark symbol as determined by OSI must always be visible and readable for both the OSI Logo in the placements shown in these guidelines. You may not remove or obfuscate either of the TM or ® symbols in the OSI Logo.

Clear Space

There should be enough clear space around the logo.

Typeface

Complementary Font

We recommend using the *OpenSymbol* fonts as complementary fonts to the OSI Logo.

Color Palette

Light Green

Pantone ® : 361 CVU
CMYK (%): 76,0,91,0
RGB (0-255): 61,166,57
HEX: #3DA639

Dark Green

Pantone ® : 361 CVU +50% Black
CMYK (%): 76,0,91,50
RGB (0-255): 30,83,29
HEX: #1E531D

Black

Pantone ® : Black
CMYK (%): 0,0,0,100
RGB (0-255):

0,0,0
HEX: #000000

Bad Logo Usage

Never Stray from the Color Palette



Improper Design Usage



Never Switch the Colors

Use a choice from the palette provided.

Never Use the Design on Similarly-Colored Backgrounds

Never use the design on similarly-colored backgrounds. Use a choice from the palette that is appropriate for the background.



Never Rearrange Elements of the Design

Do not change spacing, alignment, or relative locations of the design elements.



Never Stretch or Distort the Logo

Do not change the proportions of any of the design elements or the design itself. You may resize as needed but must retain all proportions.

