

Crime In Louisiana 2016



Prepared by the Louisiana Commission on
Law Enforcement and Administration of
Criminal Justice

Statistical Analysis Center

May 1, 2018

State of Louisiana
Office of the Governor
Louisiana Commission on Law Enforcement
and Administration of Criminal Justice

JOHN BEL EDWARDS
GOVERNOR

JIM CRAFT
EXECUTIVE DIRECTOR



April 26, 2018

Honorable John Bel Edwards
Governor
State of Louisiana
Post Office Box 94004
Baton Rouge, Louisiana 70804

Dear Governor Edwards,

It is my privilege to present to you and the Legislature, *Crime in Louisiana 2016*, pursuant to Louisiana Revised Statute 15:1204.2.

The continued success of this publication and the Uniform Crime Reporting Program are due largely to the cooperative efforts of municipal and parish law enforcement agencies. As Executive Director of the Louisiana Commission on Law Enforcement, I must credit these agencies for their support. The list of participating agencies begins on page 11.

It is my hope that the publication provides the public, law enforcement administrators, and the Legislature with valuable information with which they can make informed public policy decisions in response to crime.

Sincerely,

A handwritten signature in blue ink, appearing to read "J. Craft".

Jim Craft
Executive Director

JC/ld
Enclosure

P.O. Box 3133 ♦ Baton Rouge, Louisiana 70821-3133 ♦ (225) 342-1500 ♦ Fax (225) 342-1847
An Equal Opportunity Employer

Crime in Louisiana 2016



Louisiana Commission on Law Enforcement
and Administration of Criminal Justice
P. O. Box 3133 / 602 North 5th Street
Baton Rouge, Louisiana 70821-3133
Office Phone: 225-342-1500
FAX Number: 225-342-1824

Louisiana Sheriffs' Association
Louisiana Incident Based Reporting System
1175 Nicholson Drive
Baton Rouge, Louisiana 70802
Office Phone: 225-343-8402
FAX Number: 225-336-0343

Louisiana Uniform Crime Reporting Program

Louisiana Commission on Law
Enforcement and
Administration of Criminal Justice

Jim Craft
Executive Director

Louisiana Sheriffs' Association

Michael Ranatza
Executive Director

Table of Contents

Part 1:	Synopsis of Uniform Crime Reporting Program	9
	Crime in Louisiana - The Publication	10
	Uniform Crime Reporting (UCR) Program	10
	Acknowledgement of 2016 Uniform Crime Reporting (UCR) Agencies	11
	Uniform Crime Reporting (UCR) Agencies	11
	Louisiana Incident Based Reporting System (LIBRS) Agencies	18
	Law Enforcement Management Information System Incident Based Reporting System (LEMIS IBR) Agencies	21
	Profile in Louisiana	24
	Table 1: Louisiana Population	24
	Table 2: Louisiana Population by Age and Sex	24
	Table 3: Louisiana Population by Race	25
	Table 4: Louisiana Education	27
	Chart 1: Louisiana and United States Graduation Rate	27
	Table 5: Louisiana Poverty Status	28
Part 1.1:	State Summary and Offenses Analysis	29
	United States Crime Summary	30
	Crime in United States	30
	Louisiana Violent Crime Summary	30
	Table 6: Louisiana Index Offenses	30
	Chart 2: Louisiana Violent Crime	31
	Table 7: Louisiana Violent Crime Index	31
	Chart 3: Louisiana Violent Crime - Number of Offenses	32
	Table 8: Louisiana Violent Crime - Number of Offenses	32
	Table 9: Louisiana Violent Crime - Number of Offenses	33
	Chart 4: Louisiana Violent Crime - Number of Offenses	33
	Chart 5: Louisiana Violent Crime - Rate per 100,000	34
	Chart 6: Louisiana Violent Crime - Rate per 100,000	34
	Table 10: Louisiana Violent Crime - Rate per 100,000	35
	Louisiana Non-violent Summary	36
	Chart 7: Louisiana Non-violent Crime	36
	Table 11: Louisiana Non-violent Crime Index	36
	Chart 8: Louisiana Non-violent Crime - Number of Offenses	37
	Table 12: Louisiana Non-violent Crime - Number of Offenses	37
	Chart 9: Louisiana / Southern Regions / United States Non-violent Crime - Rate per 100,000	38

Table 13:	Louisiana / Southern Regions / United States Non-violent Crime - Rate per 100,000	38
Chart 10:	Louisiana Non-violent Crime - Rate per 100,000	39
Table 14:	Louisiana Non-violent Crime - Index	39
Table 15:	Louisiana Murder and Non-negligent Homicides - Number of Offenses	40
Table 16:	Louisiana Murder and Non-negligent Homicides - Percentage of Offenses	40
Table 17:	Louisiana Robberies - Types of Weapon Used	41
Chart 11:	Louisiana Robberies - Types of Weapons Used	41
Table 18:	Louisiana Aggravated Assault - Number of Offenses	42
Chart 12:	Louisiana Aggravated Assault - Percentage of Offenses	42

Part 1.2: Metropolitan Statistical Area, Parish, and City Offenses Analysis 43

Standard Metropolitan Statistical Area (MSA)		44
Table 19:	Louisiana Major Metropolitan Statistical (MSA) Areas	44
Table 20:	Louisiana Metropolitan Statistical (MSA) Areas - Offenses Known to Law Enforcement by MSA	46
Table 21:	Louisiana Metropolitan Statistical (MSA) Areas - Offenses Known to Law Enforcement by Parish	49
Table 22:	Louisiana Non-Metropolitan Statistical (MSA) Areas - Offenses Known to Law Enforcement by Parish	50
Table 23:	Louisiana Metropolitan and Non-Metropolitan Statistical (MSA) Areas - Offenses Known to Law Enforcement by Parish	51
Table 24:	Louisiana Metropolitan and Non-Metropolitan Statistical (MSA) Areas - Offenses Known to Law Enforcement by Cities	51

Part 1.3: Police Employee Data 55

Table 25:	Louisiana Full-time Law Enforcement Employees by City	56
Table 26:	Louisiana Full-time Law Enforcement Employees by Metropolitan Parish	59
Table 27:	Louisiana Full-time Law Enforcement Employees by Non-metropolitan Parish	60

Part 1.4: Law Enforcement Officers Feloniously Killed, Accidentally Killed, and Assaulted 61

Chart 13:	Louisiana Law Enforcement Officers Feloniously Killed	62
Table 28:	Louisiana Law Enforcement Officers Feloniously Killed	62
Map 1:	United States Map of Law Enforcement Feloniously Killed	63
Chart 14:	Louisiana Law Enforcement Officers Accidentally Killed	64
Table 29:	Louisiana Law Enforcement Officers Accidentally Killed	64
Map 2:	United States Map of Law Enforcement Accidentally Killed	65
Table 30:	Louisiana Law Enforcement Officers Assaulted by Weapon	66
Chart 15:	Louisiana Law Enforcement Officers Assaulted by Weapon	66
Map 3:	United States Map of Law Enforcement Assaulted by Weapon	67

Part 1.5:	State, Tribal, and Other Agencies Data	68
	Table 31: Louisiana Offenses Known to Law Enforcement	69
	Table 32: Louisiana Full-time Law Enforcement Employees	69
Part 1.6:	Universities and College Data	70
	Table 33: Louisiana Offenses Known to Law Enforcement	71
	Table 34: Louisiana Full-time Law Enforcement Employees	72
Part 2:	Synopsis of Incident Based Reporting	73
	Louisiana Incident Based Reporting System (LIBRS)	74
Part 2.1:	Louisiana Incident Based Reporting System (LIBRS) Cities	76
	Table 35: Louisiana Participating Agencies in Louisiana Incident Based Reporting System (LIBRS) Cities by Offense - Crimes Against Persons	77
	Table 36: Louisiana Participating Agencies in Louisiana Incident Based Reporting System (LIBRS) Cities by Offense - Crimes Against Property	78
	Table 37: Louisiana Participating Agencies in Louisiana Incident Based Reporting System (LIBRS) Cities by Offense - Crimes Against Society	79
Part 2.2	Louisiana Incident Based Reporting System (LIBRS) Metropolitan Parishes	80
	Table 38: Louisiana Participating Agencies in Louisiana Incident Based Reporting System (LIBRS) Agencies by Metropolitan Parishes by Offense - Crimes Against Persons	81
	Table 39: Louisiana Participating Agencies in Louisiana Incident Based Reporting System (LIBRS) Agencies by Metropolitan Parishes by Offense - Crimes Against Property	82
	Table 40: Louisiana Participating Agencies in Louisiana Incident Based Reporting System (LIBRS) Agencies by Metropolitan Parishes by Offense - Crimes Against Society	83
Part 2.3:	Louisiana Incident Based Reporting System (LIBRS) Non-metropolitan Parishes	84
	Table 41: Louisiana Participating Agencies in Louisiana Incident Based Reporting System (LIBRS) Non-metropolitan Parishes by Offense - Crimes Against Persons	85
	Table 42: Louisiana Participating Agencies in Louisiana Incident Based Reporting System (LIBRS) Non-metropolitan Parishes by Offense - Crimes Against Property	86
	Table 43: Louisiana Participating Agencies in Louisiana Incident Based Reporting System (LIBRS) Non-metropolitan Parishes by Offense - Crimes Against Society	87
Part 3:	Louisiana Hate Crime Statistics	88
	Table 44: Louisiana Agencies Submitting Reports - Hate Crimes	89
	Table 45: Louisiana Hate Crimes - Offenses by Crime Against Persons and Property	89
	Table 46: Louisiana Hate Crimes - Incidents by Bias Motivation	90

Appendix A - Definitions	92
Definition of Terms	92
Offense Definitions	93
Uniform Crime Reporting (UCR)	94
Louisiana Incident Based Reporting System (LIBRS) / National Incident Based Reporting System (NIBRS) Definitions	95
Appendix B - Data Characteristics and Known Limitations	102
Uniform Crime Reporting Data Characteristics	102
Limitations of Rankings and Factors Affecting Crime Rate	102
Census Data	104
Revised Rape	104
Violent Crime Data	105
Homicide Data	105
Law Enforcement Officers and Employees Data	105
Officers Feloniously Killed and Assaulted Data	105
University and Colleges Data	106
Louisiana Incident Based Reporting System (LIBRS) Data	106
Appendix C - Computational Formulas	107
Appendix D - Additional Information on Crime Reporting Programs	108
Federal Bureau of Investigation (FBI's) Uniform Crime Reporting (UCR) Program	108
Louisiana's Uniform Crime Reporting (UCR) Program	108
Appendix E - Louisiana Uniform Crime Reporting (UCR) Program Contact Information	110

Part 1

Synopsis of Uniform Crime Reporting Program



Crime in Louisiana ~ The Publication

This publication of *Crime in Louisiana* is to provide the reader with the most current certified information available regarding the number of offenses reported and arrests by Louisiana law enforcement agencies. The information is designed to increase public awareness and understanding of such issues that impact the law enforcement and criminal justice agencies in Louisiana.

Uniform Crime Reporting (UCR) Program

The Federal Bureau Investigation (FBI) Uniform Crime Reporting (UCR) Program is a nationwide, cooperative statistical effort of more than 18,000 cities, universities, colleges, parishes, states, tribes, and federal law enforcement agencies voluntarily reporting data on crimes brought to their attention. Since 1930, the FBI has administered the UCR Program and has continued to assess and monitor the nature and type of crime in the nation. The UCR program's primary objective is to generate reliable information for use in law enforcement administration, operation, and management; however, the data has become one of the country's leading social indicators. Criminologists, sociologists, legislators, municipal planners, media, and other students of criminal justice use the data for varied research and planning purposes.

Currently, the UCR Program is comprised of four subprograms: the UCR, LIBRS / NIBRS, the LEOKA Program, and the Hate Crime Statistics Program.

In 2016, active law enforcement agencies participating in the UCR Program represented nearly 314 million United States inhabitants (97.7 percent of the total population). The coverage amounted to 98.6 percent of the population in Metropolitan Statistical Areas, 91.6 percent of the population in cities outside metropolitan areas, and 92.6 percent of the population in nonmetropolitan counties.

To provide a picture of the changes in crime across the country and to provide useful data to Louisiana police agencies, statistics gathered are incumbent in recognizing problems in Louisiana. Statistics of criminal acts deemed most serious, most pervasive across the country, most likely to be reported, and most frequently committed are counted in the UCR Program. The Part I offense classifications including violent crimes: murder and non-negligent manslaughter, rape, robbery, and aggravated assault; and burglary, larceny theft, and motor vehicle theft. Congressional mandated arson was added as a Part I offense category in 1979, and human trafficking, commercial sex acts, and involuntary servitude were added as Part I offenses in 2016.

Acknowledgment of 2016 Uniform Crime Reporting (UCR) Agencies

Although UCR is mandated by Louisiana Revised Statute 15:1204.2, the following agencies participating in reporting crime data to the State of Louisiana is greatly appreciated. We realize that it is their willingness to support the program and their dedication that make the program a success.

We would like to acknowledge the following law enforcement agencies for their participation in Summary Uniform Crime Reporting. The FBI only includes the agencies that have reported for all 12 months of a calendar year and therefore will be reflected in the data.

Uniform Crime Reporting (UCR) Agencies

Acadia Parish

Acadia Parish Sheriff's Office
Church Point Police Department
Crowley Police Department
Eunice Police Department
Iota Police Department
Rayne Police Department

Allen Parish

Allen Parish Sheriff's Office
Kinder Police Department
Oberlin Police Department¹

Assumption Parish

Assumption Parish Sheriff's Office
Napoleonville Police Department¹

Avoyelles Parish

Avoyelles Parish Sheriff's Office
Bunkie Police Department
Cottonport Police Department
Marksville Police Department
Moreauville Police Department

Beauregard Parish

Beauregard Parish Sheriff's Office
DeRidder Police Department
Merryville Police Department¹

Bienville Parish

Bienville Parish Sheriff's Office
Arcadia Police Department¹
Bienville Police Department¹
Gibbsland Police Department¹

Bossier Parish

Bossier City Police Department
Haughton Police Department

Caddo Parish

Blanchard Police Department
Greenwood Police Department
Ida Police Department
Louisiana State University - Shreveport Police Department
Louisiana State University - Health Sciences - Shreveport Police Department
Oil City Police Department
Shreveport Police Department
Southern University and A & M College - Shreveport - Police Department

Calcasieu Parish

Iowa Police Department
Lake Charles Police Department
Sulphur Police Department
Vinton Police Department

Caldwell Parish

Caldwell Parish Sheriff's Office

Catahoula Parish

Catahoula Parish Sheriff's Office
Harrisonburg Police Department¹
Sicily Island Police Department¹

Claiborne Parish

Stonewall Police Department

Concordia Parish

Concordia Parish Sheriff's Office
Clayton Police Department¹
Ferriday Police Department
Vidalia Police Department

DeSoto Parish

DeSoto Parish Sheriff's Office
Mansfield Police Department
Stonewall Police Department¹

East Baton Rouge Parish

East Baton Rouge Parish Sheriff's Office
Baton Rouge Police Department
Louisiana State University Police Department
Southern University and A & M College Police Department
Zachary Police Department

East Carroll Parish

Lake Providence Police Department

East Feliciana Parish

East Feliciana Parish Sheriff's Office
Clinton Police Department
Jackson Police Department¹
Norwood Police Department
Wilson Police Department

Evangeline Parish

Ville Platte Police Department

Franklin Parish

Franklin Parish Sheriff's Office
Baskin Police Department¹
Wisner Police Department¹

Grant Parish

Grant Parish Sheriff's Office
Georgetown Police Department
Pollock Police Department

Iberville Parish

Iberville Parish Sheriff's Office
Gross Tete Police Department¹
Maringouin Police Department¹
Rosedale Police Department¹
St. Gabriel Police Department
White Castle Police Department

Jackson Parish

Jackson Parish Sheriff's Office
Hodge Police Department
Jonesboro Police Department¹
North Hodge Police Department¹

Jefferson Parish

Jefferson Parish Sheriff's Office
Gretna Police Department
Harahan Police Department
Jean Lafitte Police Department¹
Kenner Police Department
Westwego Police Department

Jefferson Davis Parish
Welsh Police Department

Lafayette Parish
Lafayette Parish Sheriff's Office
Broussard Police Department
Carencro Police Department
Duson Police Department¹
Lafayette Police Department
Scott Police Department
University of Louisiana Lafayette Police Department

Lafourche Parish
Golden Meadow Police Department
Nicholls State University Police Department

LaSalle Parish
LaSalle Parish Sheriff's Office
Jena Police Department
Olla Police Department

Lincoln Parish
Lincoln Parish Sheriff's Office
Dubach Police Department¹
Grambling Police Department¹
Grambling State University Police Department
Louisiana Tech University Police Department
Ruston Police Department

Livingston Parish
Livingston Parish Sheriff's Office
Denham Springs Police Department
French Settlement Police Department
Killian Police Department
Livingston Police Department¹
Port Vincent Police Department
Walker Police Department

Morehouse Parish
Bastrop Police Department

Natchitoches Parish
Natchitoches Parish Sheriff's Office
Clarence Police Department¹
Natchitoches Police Department
Northwestern State University Police Department

Orleans Parish

Delgado Community College Police Department
Dillard University Police Department
Louisiana State University - Health Science Center - New Orleans Police Dept.
New Orleans Police Department
Southern University A & M - New Orleans - Police Department
Tulane University Police Department
University of New Orleans Police Department

Ouachita Parish

Ouachita Parish Sheriff's Office
Monroe Police Department
Tensas Basin Levee District Police Department
University of Louisiana Monroe Police Department

Pointe Coupee Parish

Pointe Coupee Parish Sheriff's Office
New Roads Police Department¹

Rapides Parish

Alexandria Police Department
Ball Police Department
Cheneyville Police Department¹
Glenmora Police Department¹
Lecompte Police Department¹
McNary, Village of Police Department¹
Pineville Police Department

Red River Parish

Red River Parish Sheriff's Office
Coushatta Police Department

Richland Parish

Richland Parish Sheriff's Office
Mangham Police Department¹
Rayville Police Department

Sabine Parish

Sabine Parish Sheriff's Office
Fisher Police Department
Florien, Village of Police Department
Many Police Department

St. Bernard Parish

St. Bernard Parish Sheriff's Office

St. Charles Parish

St. Charles Parish Sheriff's Office

St. James Parish

Gramercy Police Department

St. Landry Parish

St. Landry Parish Sheriff's Office

Eunice Police Department

Krotz Springs Police Department

Opelousas Police Department

Palmetto Police Department¹

Port Barre Police Department¹

Washington Police Department¹

St. Martin Parish

St. Martin Parish Sheriff's Office

Arnaudville Police Department¹

Breaux Bridge Police Department

Parks Police Department¹

St. Martinville Police Department¹

St. Mary Parish

St. Mary Parish Sheriff's Office

Baldwin Police Department

Berwick Police Department

Franklin Police Department

Morgan City Police Department

Patterson Police Department

St. Tammany Parish

St. Tammany Parish Sheriff's Office

Covington Police Department

Folsom Police Department

Mandeville Police Department

Pearl River Police Department

Slidell Police Department

Tangipahoa Parish

Tangipahoa Parish Sheriff's Office

Hammond Police Department

Independence Police Department

Kentwood Police Department

Ponchatoula Police Department

Roseland Police Department

Tangipahoa Police Department

Terrebonne Parish

Terrebonne Parish Sheriff's Office

Houma Police Department

Union Parish

Union Parish Sheriff's Office

Farmerville Police Department

Marion Police Department

Vermilion Parish

Vermilion Parish Sheriff's Office
Abbeville Police Department
Delcambre Police Department¹
Erath Police Department
Kaplan Police Department

Vernon Parish

Vernon Parish Sheriff's Office
Leesville Police Department
Rosepine Police Department¹

Washington Parish

Washington Parish Sheriff's Office
Bogalusa Police Department
Franklinton Police Department

Webster Parish

Webster Parish Sheriff's Office
Cullen Police Department
Dixie Inn Police Department¹
Minden Police Department
Sibley Police Department
Springhill Police Department

West Baton Rouge Parish

West Baton Rouge Parish Sheriff's Office
Addis Police Department
Brusly Police Department

West Carroll Parish

West Carroll Parish Sheriff's Office
Epps, Village of Police Department
Oak Grove Police Department

West Feliciana Parish

West Feliciana Parish Sheriff's Office
St. Francisville Police Department

Winn Parish

Winn Parish Sheriff's Office
Winnfield Police Department

¹*Reports under the Parish Sheriff's Office*

Louisiana Incident Based Reporting System (LIBRS) Agencies

Ascension Parish

Ascension Parish Sheriff's Office
Donaldsonville Police Department¹
Gonzales Police Department
Sorrento Police Department¹

Bossier Parish

Bossier Parish Sheriff's Office
Bossier City Police Department

Caddo Parish

Caddo Parish Sheriff's Office
Vivian Police Department¹

Calcasieu Parish

Calcasieu Parish Sheriff's Office
DeQuincy Police Department
Maplewood Police Department¹
McNeese State University Police Department
Vinton Police Department
Westlake Police Department

Claiborne Parish

Claiborne Parish Sheriff's Office
Homer Police Department¹

East Baton Rouge Parish

Baker Police Department

East Carroll Parish

East Carroll Parish Sheriff's Office

Evangeline Parish

Evangeline Parish Sheriff's Office
Basile Police Department
Mamou Police Department

Iberia Parish

Iberia Parish Sheriff's Office
Loreauville Police Department¹
Jeanerette Police Department¹
New Iberia Police Department¹

Iberville Parish

Plaquemine Police Department

Jefferson Parish

Jefferson Parish Sheriff's Office
Grand Isle Police Department¹

Jefferson Davis Parish

Jefferson Davis Parish Sheriff's Office
Elton Police Department¹
Jennings Police Department
Lake Arthur Police Department

Lafourche Parish

Lafourche Parish Sheriff's Office
Lockport Police Department¹
Thibodaux Police Department

LaSalle Parish

Olla Police Department

Madison Parish

Madison Parish Sheriff's Office
Delta Police Department¹
Tallulah Police Department

Morehouse Parish

Morehouse Parish Sheriff's Office
Bonita Police Department¹
Collinston Police Department¹
Mer Rouge Police Department¹
Oak Ridge Police Department¹

Ouachita Parish

Sterling Police Department
West Monroe Police Department

Plaquemines Parish

Plaquemines Parish Sheriff's Office

Rapides Parish

Rapides Parish Sheriff's Office
Cheneyville Police Department
Glenmora Police Department
Lecompte Police Department
McNary, Village of Police Department

St. Helena Parish

St. Helena Parish Sheriff's Office
Greensburg Police Department¹

St. James Parish

St. James Parish Sheriff's Office

Tangipahoa Parish

Southeastern University Police Department
Tickfaw Police Department

Tensas Parish

Tensas Parish Sheriff's Office
Newellton Police Department¹
St. Joseph Police Department¹
Waterproof Police Department¹

Union Parish

Bernice Police Department

West Baton Rouge Parish

Port Allen Police Department

¹Reports under the Parish Sheriff's Office

Law Enforcement Management Information System
Incident Based Reporting System (LEMIS IBR) Agencies

Acadia Parish

Rayne Police Department¹

Allen Parish

Oakdale Police Department¹

Avoyelles Parish

Bunkie Police Department¹
Evergreen Police Department¹

Beauregard Parish

DeRidder Police Department¹

Bienville Parish

Arcadia Police Department¹
Bienville Police Department¹

Caddo Parish

Greenwood Police Department¹
Hosston Police Department⁴
Oil City Police Department¹
Vivian Police Department¹

Calcasieu Parish

DeQuincy Police Department¹
Iowa Police Department¹
McNeese University Police Department¹
Westlake Police Department¹

Cameron Parish

Cameron Parish Sheriff's Office²

Claiborne Parish

Claiborne Parish Sheriff's Office¹
Homer Police Department¹
Haynesville Police Department¹

Concordia Parish

Ferriday Police Department¹
Vidalia Police Department³

East Baton Rouge Parish

Central Police Department¹
Baker Police Department¹

East Carroll Parish

East Carroll Parish Sheriff's Office¹

Evangeline Parish

*Evangeline Parish Sheriff's Office*¹
Basile Police Department¹
Chataignier Police Department¹
Mamou Police Department¹
Ville Platte Police Department¹

Franklin Parish

Winnsboro Police Department¹

Grant Parish

Montgomery Police Department¹

Iberia Parish

Jeanerette Police Department¹

Jefferson Davis Parish

Lake Arthur Police Department¹

Madison Parish

*Madison Parish Sheriff's Office*¹
Delta Police Department¹
Tallulah Police Department¹

Morehouse Parish

*Morehouse Parish Sheriff's Office*¹

Natchitoches Parish

Robeline Police Department¹

Orleans Parish

Dillard University Police Department¹

Plaquemines Parish

*Plaquemines Parish Sheriff's Office*¹

Rapides Parish

Ball Police Department¹
Boyce Police Department¹
Glenmora Police Department¹
Louisiana College Police Department¹

Richland Parish

*Richland Parish Sheriff's Office*¹

Sabine Parish

Fisher, Village of Police Department¹
Florien Police Department¹
Many Police Department¹
Zwolle Police Department¹

St. Helena Parish

*St. Helena Parish Sheriff's Office*¹
Greensburg Police Department¹
Montpelier Police Department¹

St. James Parish

Gramercy Police Department¹
Lutcher Police Department¹

St. Landry Parish

Arnaudville Police Department¹
Grand Cocteau Police Department¹
Krotz Springs Police Department¹

St. Martin Parish

Breaux Bridge Police Department¹

Tangipahoa Parish

Southeastern University Police Department¹
Tickfaw Police Department¹

Tensas Parish

*Tensas Parish Sheriff's Office*¹
Newellton Police Department¹
Waterproof Police Department¹

Union Parish

Bernice Police Department¹
Farmerville Police Department¹
Marion Police Department¹

Vermillion Parish

Gueydan Police Department¹
Kaplan Police Department¹

Webster Parish

Cullen Police Department¹
Dixie Inn Police Department¹
Dubberly Police Department¹
Minden Police Department¹
Sibley Police Department¹
Springhill Police Department¹

West Baton Rouge Parish

Port Allen Police Department¹
Brusly Police Department¹

¹*Agencies Actively Using LEMISIBR*

²*Agencies Implementing LEMISIBR*

³*Agencies Considering Using LEMISIBR*

⁴*Agencies Testing LEMISIMR*

Profile in Louisiana

The presentation of data in this section is offered for the purpose of projecting, for the consideration of the reader, a group of recognizable factors, which may affect the amount and type of crime that occurs from community to community. See *Appendix B Data Characteristics and Known Limitations (page 107)* for other factors that should be considered when interpreting crime statistics presented herein.

Population statistics presented here, and throughout this publication, were obtained from the United States Census Bureau.

Table 1: Louisiana Population

Population of Louisiana						
2010	2011	2012	2013	2014	2015	2016
4,544,951	4,575,381	4,603,676	4,627,491	4,648,990	4,670,724,	4,645,670

[*https://www.census.gov](https://www.census.gov)

Table 2: Louisiana Population by Age and Sex

	Both Sexes	Male	Female
Under 20 years of age	1,233,554	629,256	604,298
Ages 20 to 64 years of age	2,778,556	1,367,554	1,411,002
Ages 65 years and over	562,191	249,885	312,306
Ages 85 years and over	71,369	24,989	46,380
Total	4,645,670	2,271,684	2,373,986
Median Age (Year)	36.2	35.0	37.5

[*https://www.census.gov](https://www.census.gov)

Table 3: Louisiana Population by Race

	Total Population	Population Total for Category	Sub-total for Category
One Race Total	4,560,511		
<i>According to the Census Bureau the question for one race: the individual responding to this question only checked one box.</i>			
White	2,909,290		
<i>According to the Census Bureau: a person having origins in any of the original peoples of Europe, the Middle East, or North Africa. Includes people who indicated their race as White or reported entries such as Irish, German, Italian, Lebanese, Arab, Moroccan, or Caucasia.</i>			
Black or African American	1,494,201		
<i>According to the Census Bureau: a person having origins in any of the racial groups of Africa. Includes people who indicated their race(s) as "Black, African American or reported entries such as African American, Kenyan, Nigerian, or Haiti.</i>			
American Indian and Alaska Native	29,726		
<i>According to the Census Bureau: a person having origins in any of the people of North and South America (including Central America) and who maintains tribal affiliation or community attachment. This category includes people who indicated their race(s) as "American Indian or Alaska Native" or reported their enrolled or principal tribe, such as Navajo, Blackfeet, Inupiat, Yup'ik, or Central American Indian groups or South American Indian group.</i>			
American Indian and Alaska Native			26,403
Cherokee Tribal Grouping			2,678
Chippewa Tribal Grouping			44
Navajo Tribal Grouping			353
Sioux Tribal Grouping			248
Asian	157,438		
<i>According to the Census Bureau: a person having origins in any of the Far East, Southeast Asia, or the Indian subcontinent, including, for example, Cambodia, China, India, Japan, Korea, Malaysia, Pakistan, the Philippine Islands, Thailand, and Vietnam. Includes people who indicated their race(s) as "Asian" or reported entries such as "Asian Indian," "Chinese," "Filipino," "Korean," "Japanese," "Vietnamese," and "Other Asian" or provided other detailed Asian responses.</i>			
Asian			78,719
Asian Indian			10,584
Chinese			12,383
Filipino			7,350
Japanese			1,509
Korean			4,003
Vietnamese			33,534
Other Asian			9,356

Native Hawaiian and Other Pacific Islander	2,928
<i>According to the Census Bureau: A person having origins in any of the original peoples of Hawaii, Guam, Samoa, or other Pacific Islands. Includes people who indicated their race(s) as "Pacific Islander" or reported entries such as "Native Hawaiian," "Guamanian or Chamorro," "Samoaan," and "Other Pacific Islander" or provided other detailed Pacific Islander responses.</i>	
Native Hawaiian	433
Guamanian or Chamorro	411
Samoaan	198
Other Pacific islander	422

Other Races	33,072
<i>According to the Census Bureau: A person having origins of all other responses not included in the White, Black or African American, American Indian or Alaska Native, Asian, and Native Hawaiian or Other Pacific Islander race categories described above. Respondents reporting entries such as multi-racial, mixed, interracial, or a Hispanic or Latino group (for example, Mexican, Puerto Rican, Cuban, or Spanish) in response to the race question are included in this category.</i>	

Two or More Races	85,159
<i>According to the Census Bureau the question for two or more races: the individual responding to this question only checked more than one box.</i>	
White and Black or African American	29,548
White and American Indian and Alaska Native	20,632
White and Asian	9,975
Black or African American Indian and Alaska Native	4,684
Other Races	20,320

Total of One Race and Two or More Races

4,645,670

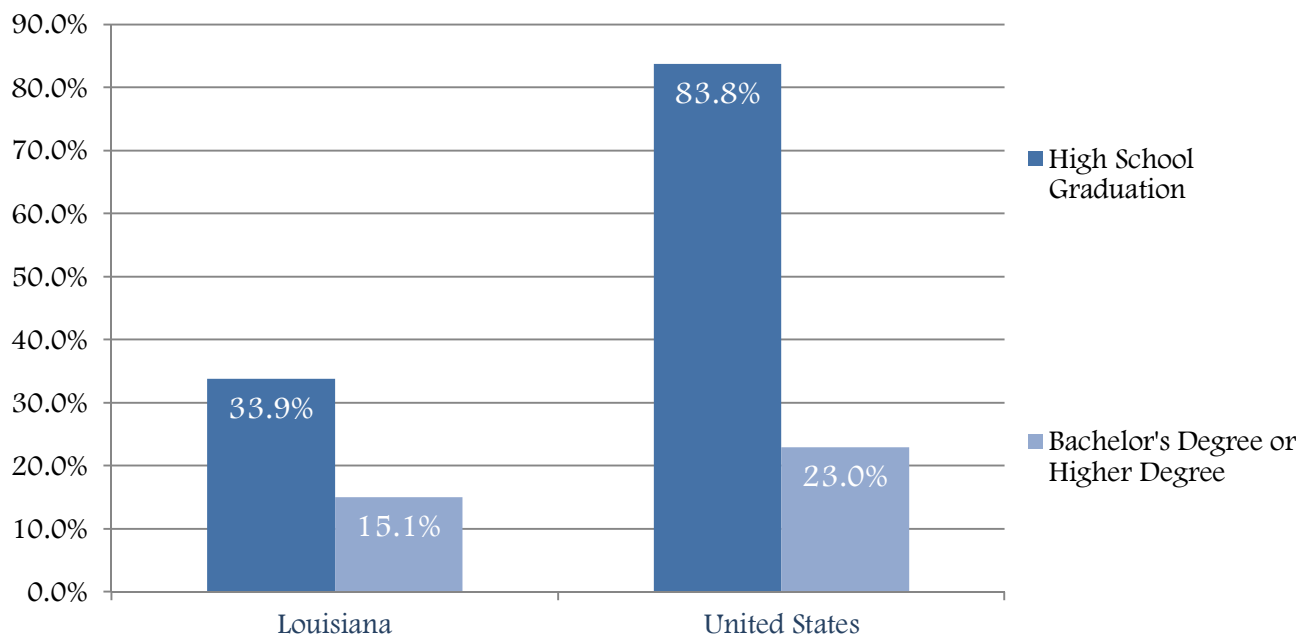
**<https://www.census.gov>*

Table 4: Louisiana Education

	Total	Sub-Total	Male	Female
Population of 18 to 24 years of age	465,669		236,565	229,104
Less than High School Graduate		85,920	51,509	34,411
High School Graduate (includes equivalency)		150,401	82,869	67,532
Some College or Associate's Degree		194,776	87,905	106,871
Bachelor's Degree or Higher		34,572	14,282	20,290
Population 25 years and over				
Population 25 years and over	3,065,979		1,467,269	1,598,710
Less than 9 th Grade		171,179	95,686	75,493
9 th to 12 th Grade (no diploma)		325,031	170,561	154,470
High School Graduate (includes equivalency)		1,038,591	511,525	527,066
Some College (No Degree)		653,009	302,722	350,287
Associate's Degree		174,294	67,190	107,104
Bachelor's Degree		461,804	209,302	252,502
Graduate or Professional Degree		242,071	110,283	131,788

[*https://www.census.gov](https://www.census.gov)

Chart 1: Louisiana and United States Graduation Rate



[*https://www.census.gov](https://www.census.gov)

Table 5: Louisiana Poverty Status

	Total	Below Poverty Level	Percent Below Poverty Level
Population For Whom Poverty Status is Determined	4,514,625	889,570	19.7%
Under 18 years of age	1,097,930	305,691	27.8
Under 5 years of age	305,110	93,330	30.6%
5 to 17 years of age	792,820	212,361	26.8%
Related Children of Householder Under 18 years of age	1,093,761	301,849	27.6%
18 to 64 years of age	2,803,847	504,910	18.0%
35 to 64 years of age	1,731,113	255,693	14.8%
60 to 64 years of age	882,994	118,876	13.5%
65 years of age and over	612,848	78,969	12.9%
Male	2,182,997	381,430	17.5%
Female	2,331,628	508,140	21.8%
White	2,846,481	362,341	12.7%
Black or African American	1,433,527	474,354	33.1%
American Indian and Alaska Native	25,696	6,049	23.5%
Asian	77,434	13,640	17.6%
Native Hawaiian and Other Pacific Islander	1,392	191	13.7%
Other Race	48,039	12,565	26.2%
Two or More Races	82,056	20,430	24.9%
Hispanic or Latino Origin	215,937	49,071	22.7%

<https://www.census.gov>

Part 1.1

State Summary and Offenses Analysis



United States Crime Summary

The Uniform Crime Reporting (UCR) Program collects information on crime reported by law enforcement agencies regarding violent crimes of murder and non-negligent manslaughter, rape, robbery, and aggravated assault; and property crimes of burglary, larceny-theft, and motor vehicle theft.

Crime Summary in United States	
Violent Crimes	
Murder and non-negligent manslaughter	17,250
Murder and non-negligent manslaughter Rate <i>(per 100,000 inhabitants)</i>	5.3
Rape (Revised Definition)	130,603
Rape Rate <i>(per 100,000 inhabitants)</i>	40.4
Rape (Legacy Definition)	95,730
Rape Rate <i>(per 100,000 inhabitants)</i>	29.6
Robbery	332,198
Robbery Rate <i>(per 100,000 inhabitants)</i>	102.8
Aggravated Assault	803,007
Aggravated Assault Rate <i>(per 100,000 inhabitants)</i>	248.5
Non-Violent Crimes	
Burglary	1,515,096
Burglary Rate <i>(per 100,000 inhabitants)</i>	468.9
Larceny Theft	5,638,455
Larceny Theft Rate <i>(per 100,000 inhabitants)</i>	1,745.0
Motor Vehicle Theft	765,484
Motor Vehicle Theft Rate <i>(per 100,000 inhabitants)</i>	236.9

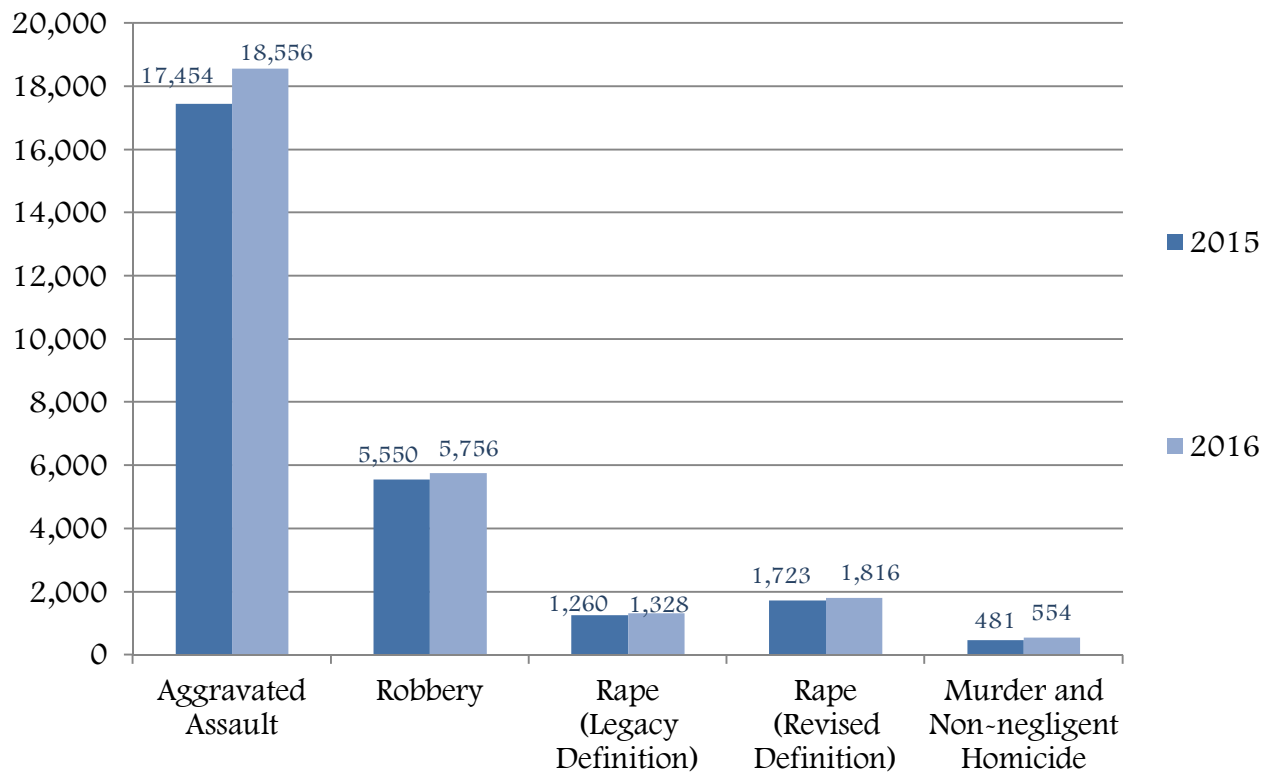
<https://www.ucr.fbi.gov>

Louisiana Violent Crime Summary

Table 6: Louisiana Index Offenses

Violent	Non-violent
Murder and Non-negligent Manslaughter Rape Robbery Aggravated Assault	Burglary Larceny Theft Motor Vehicle Theft

Chart 2: Louisiana Violent Crime



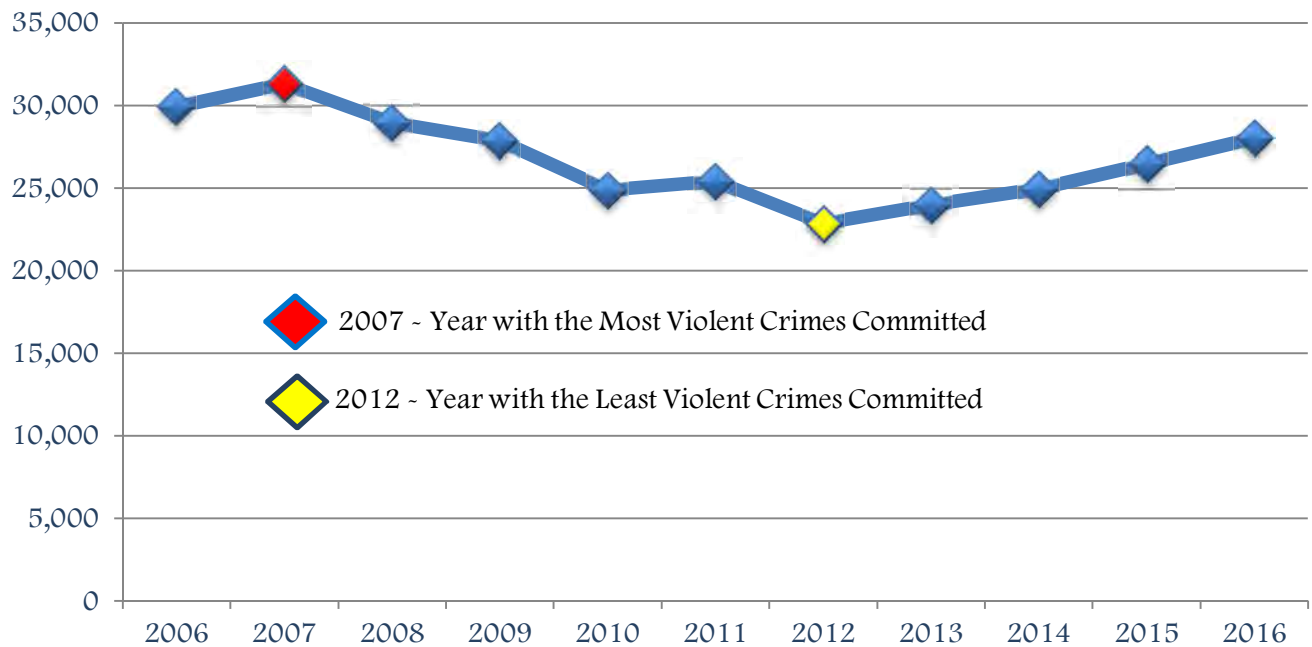
[*https://www.ucr.fbi.gov](https://www.ucr.fbi.gov)

Table 7: Louisiana Violent Crime Index

Offenses	2015	2016	Percent Change
Murder and Non-negligent Homicide	481	554	↑ +12.6
Rape (Revised Definition)	1,723	1,816	↑ +4.8
Rape (Legacy Definition)	1,260	1,328	↑ +6.6
Robbery	5,550	5,756	↑ +0.3
Aggravated Assault	17,454	18,556	↑ +6.5
TOTAL	26,468	28,010	

[*https://www.ucr.fbi.gov](https://www.ucr.fbi.gov)

Chart 3: Louisiana Violent Crime - Number of Offenses



[*https://www.ucr.fbi.gov](https://www.ucr.fbi.gov)

Table 8: Louisiana Violent Crime - Number of Offenses

Year	Murder and Non-negligent Homicide	Rape (Revised)	Rape (Legacy)	Robbery	Aggravated Assault	Total Crime Offenses	Louisiana Population
2006	530	1,562	N/A	5,729	22,098	29,919	4,287,768
2007	608	1,393	N/A	6,083	23,233	31,317	4,293,204
2008	527	1,232	N/A	5,994	21,191	28,944	4,410,796
2009	530	1,359	N/A	6,105	19,855	27,849	4,492,076
2010	510	1,233	N/A	5,211	17,932	24,886	4,533,372
2011	513	1,268	N/A	5,239	18,386	25,406	4,574,836
2012	485	1,158	N/A	5,475	15,740	22,868	4,601,893
2013	498	1,244	1,619	5,548	16,319	23,984	4,625,470
2014	476	981	1,382	5,725	16,400	24,964	4,649,676
2015	481	1,260	1,723	5,550	17,454	26,468	4,670,724
2016	554	1,816	1,328	5,576	18,556	27,830	4,645,670

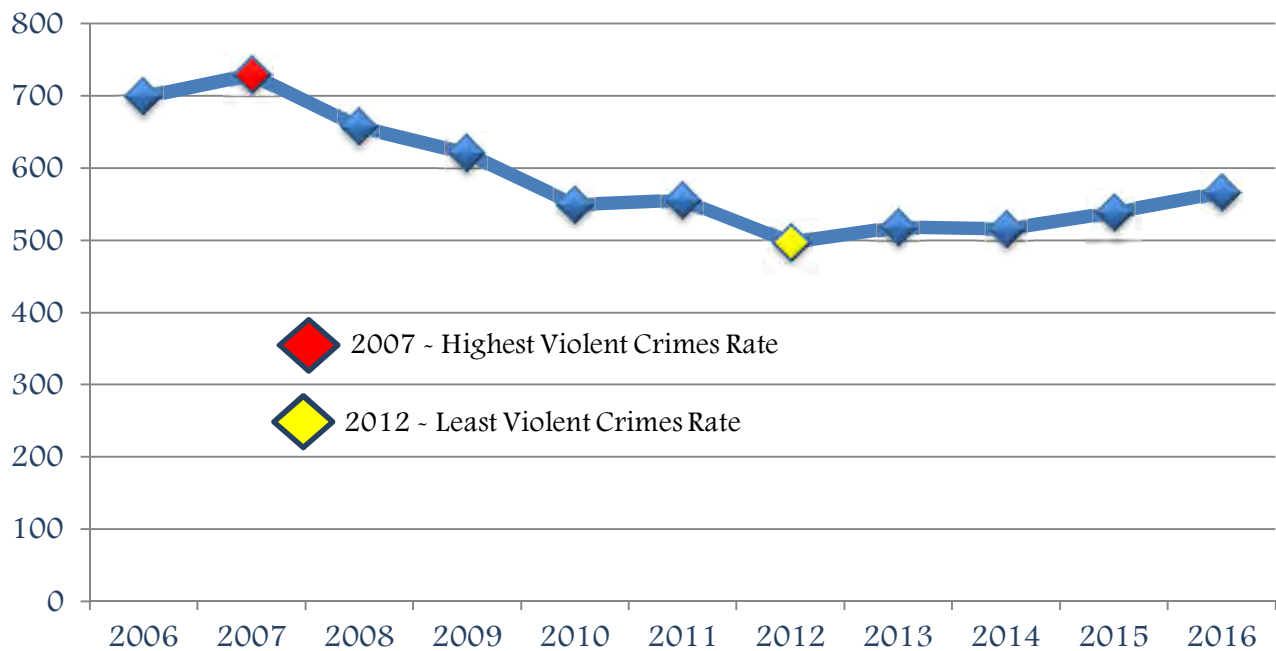
[*https://www.ucr.fbi.gov](https://www.ucr.fbi.gov)

Table 9: Louisiana Violent Crime - Number of Offenses

Year	Murder and Non-negligent Homicide	Rape (Revised)	Rape (Legacy)	Robbery	Aggravated Assault
2006	12.4	36.4	N/A	13.6	515.4
2007	14.2	32.4	N/A	141.7	541.2
2008	11.9	27.9	N/A	135.9	480.4
2009	11.8	30.3	N/A	135.9	442.0
2010	11.2	27.2	N/A	116.5	395.6
2011	11.2	27.7	N/A	114.9	401.6
2012	10.8	25.2	N/A	119.0	342.0
2013	10.8	26.9	35.0	119.9	352.8
2014	10.2	21.1	29.7	123.1	352.8
2015	10.3	27.0	10.3	119.1	373.7
2016	11.8	38.8	28.4	119.1	396.4

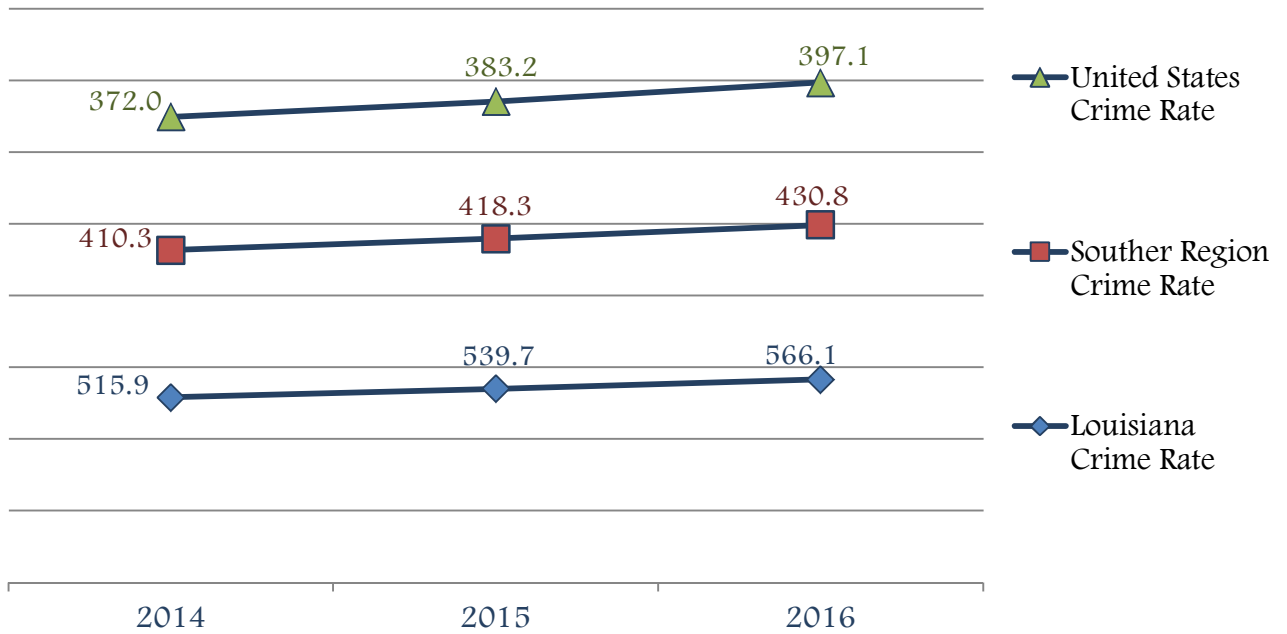
<https://www.ucr.fbi.gov>

Chart 4: Louisiana Violent Crime - Number of Offenses



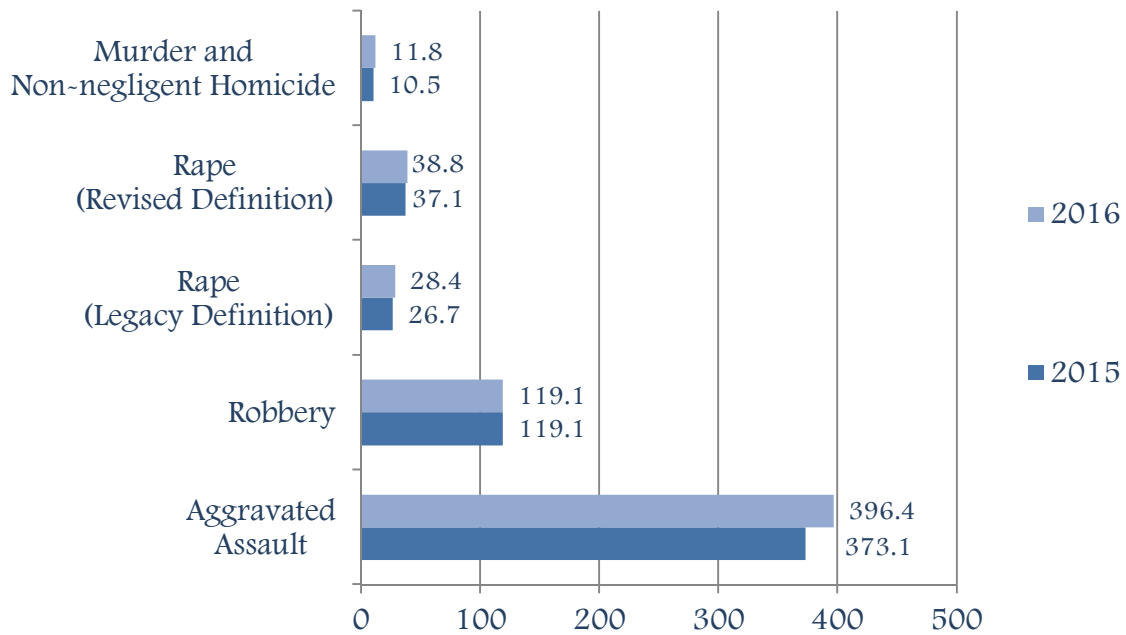
<https://www.ucr.fbi.gov>

Chart 5: Louisiana Violent Crime - Rate per 100,000



[*https://www.ucr.fbi.gov](https://www.ucr.fbi.gov)

Chart 6: Louisiana Violent Crime - Rate per 100,000



[*https://www.ucr.fbi.gov](https://www.ucr.fbi.gov)

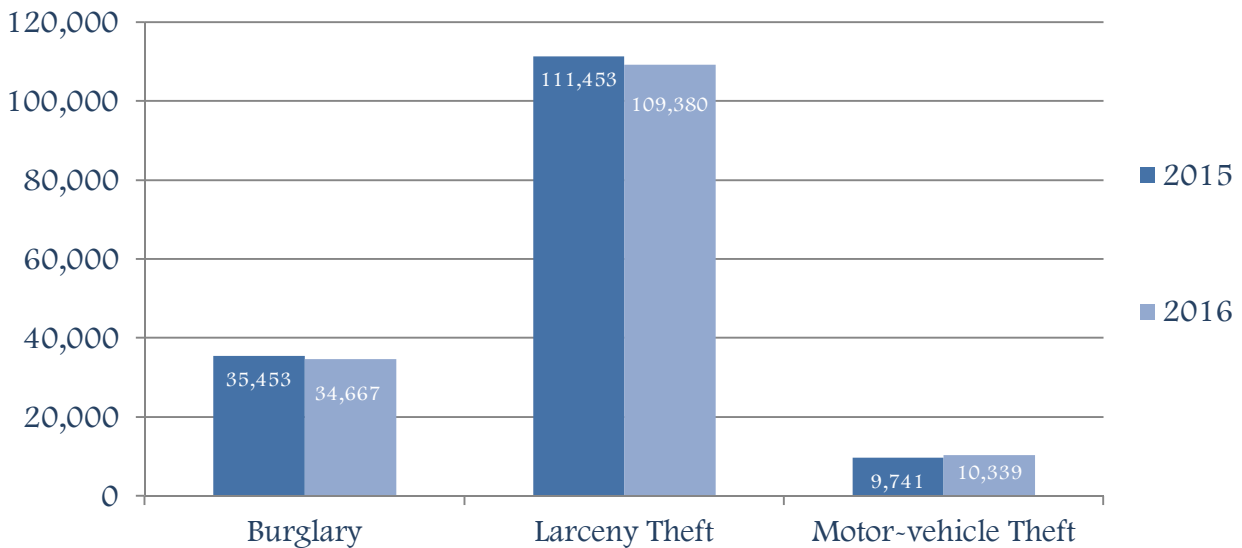
Table 10: Louisiana Violent Crime - Rate per 100,000

Offense	2015	2016	Percent Change
Murder and Non-negligent Homicide	10.5	11.8	↑ +12.3
Rape (Revised Definition)	37.1	38.8	↑ +4.5
Rape (Legacy Definition)	26.7	28.4	↑ +6.3
Robbery	119.1	119.1	= 0.0
Aggravated Assault	373.1	396.4	↑ +6.3

<https://www.ucr.fbi.gov>

Non-Violent Crime Summary

Chart 7: Louisiana Non-violent Crime



[*https://www.ucr.fbi.gov](https://www.ucr.fbi.gov)

Table 11: Louisiana Non-violent Crime Index

Offenses	2015	2016	Percent Change
Burglary	35,453	34,667	↓ -2.2
Larceny Theft	111,453	109,380	↓ -2.8
Motor Vehicle Theft	9,741	10,339	↑ +6.2
TOTAL	156,647	154,386	

[*https://www.ucr.fbi.gov](https://www.ucr.fbi.gov)

Chart 8: Louisiana Non-violent Crime - Number of Offenses

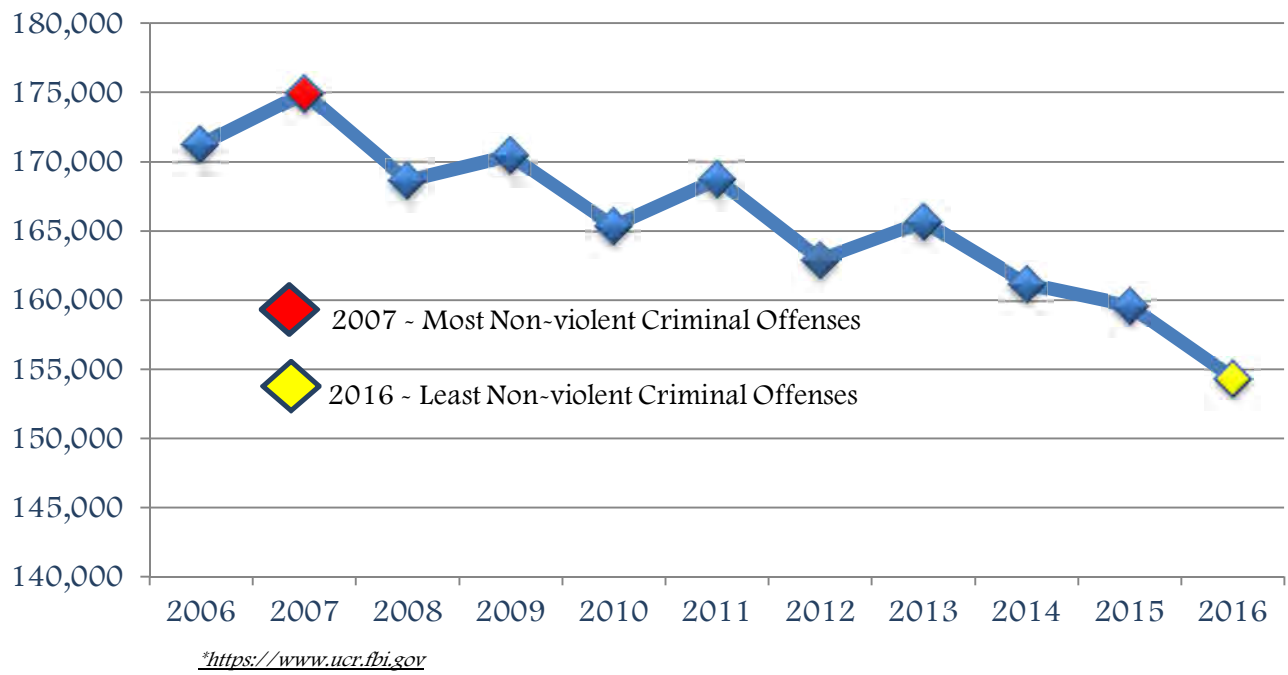
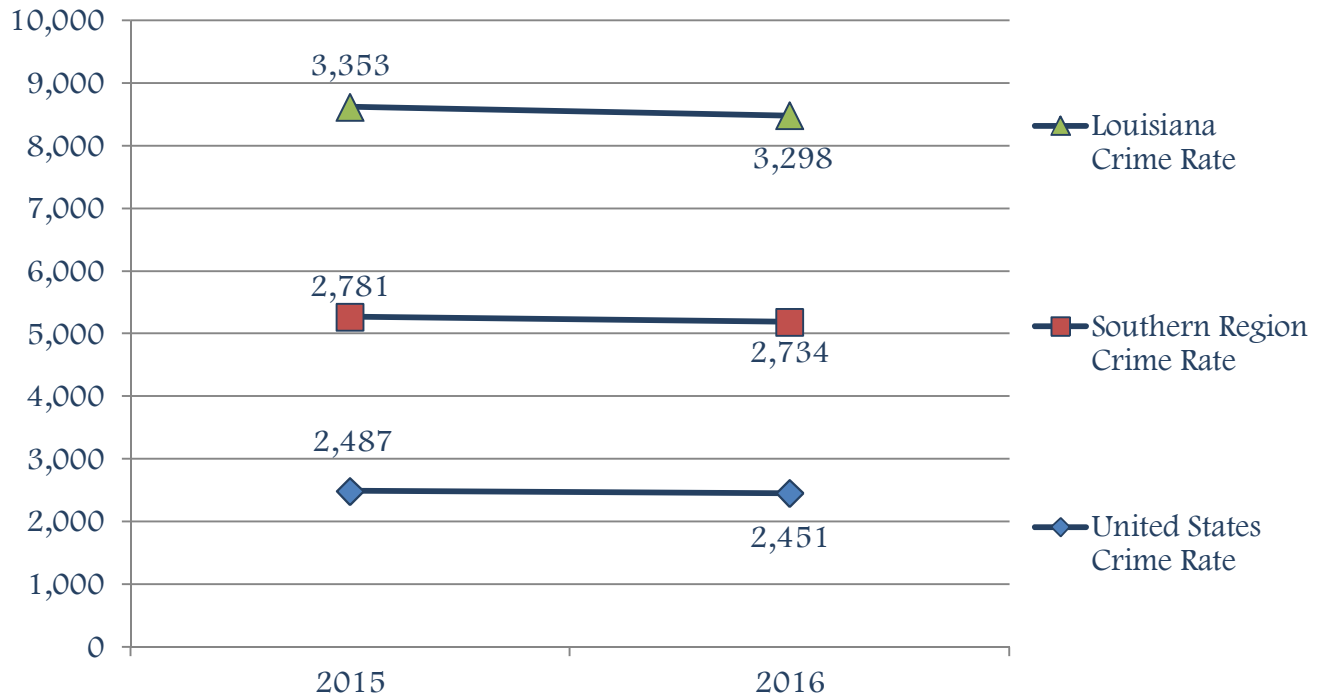


Table 12: Louisiana Non-violent Crime - Number of Offenses

Year	Burglary	Larceny Theft	Motor Vehicle Theft	Total Non-violent Crime Offenses	Population
2006	44,986	110,613	15,640	171,239	4,287,768
2007	44,602	115,209	15,180	174,991	4,293,204
2008	43,320	111,567	13,743	168,630	4,410,796
2009	46,246	112,493	11,717	170,456	4,492,076
2010	45,435	110,029	9,893	165,357	4,533,372
2011	46,320	113,301	9,123	168,744	4,574,836
2012	42,140	112,915	7,881	162,936	4,601,893
2013	41,184	115,342	9,160	165,686	4,625,470
2014	38,541	113,251	9,400	161,192	4,649,676
2015	35,453	114,435	9,741	159,629	4,670,724
2016	34,667	109,380	10,339	154,386	4,645,670

**https://www.ucr.fbi.gov*

**Chart 9: Louisiana / Southern Region / United States
Non-violent Crime - Rate per 100,000**



[*https://www.ucr.fbi.gov](https://www.ucr.fbi.gov)

**Table 13: Louisiana / Southern Region / United States
Non-violent Crime - Rate per 100,000**

Area	2015	2016	Percent Change
Louisiana Crime Rate	3,353.4	3,297.7	↓ -2.4
Southern Region Crime Rate	2,780.8	2,733.7	↓ -2.5
United States Crime Rate	2,487.0	2,450.7	↓ -2.0

[*https://www.ucr.fbi.gov](https://www.ucr.fbi.gov)

Chart 10: Louisiana Non-violent Crime - Rate per 100,000

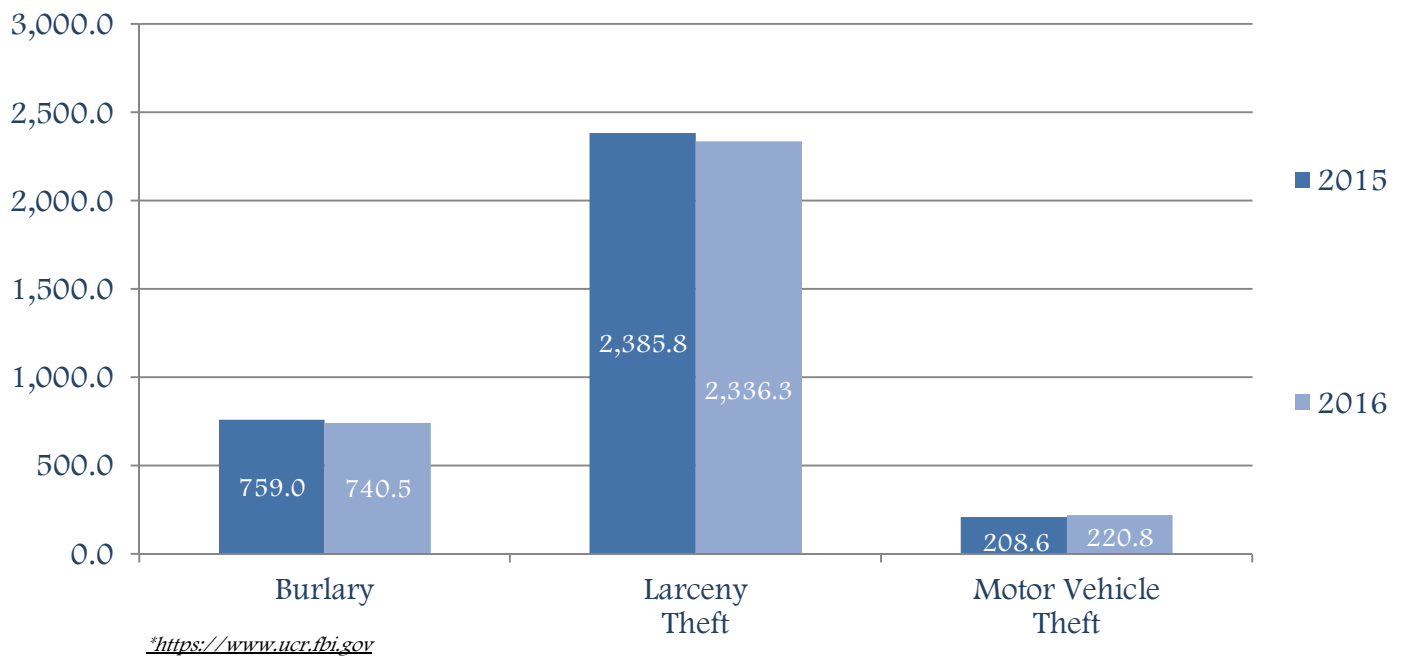


Table 14: Louisiana Non-violent Crime - Index

Offenses	2015	2016	Percent Change
Burglary	759.0	740.5	↓ -2.5
Larceny Theft	2,385.0	2,336.3	↓ -3.1
Motor Vehicle Theft	208.6	220.8	↑ +6.0

**<https://www.ucr.fbi.gov>*

Table 15: Louisiana Murder and Non-negligent Homicides - Number of Offenses

Type of Weapon	2015	2016
Handguns	207	219
Rifles	7	26
Shotguns	9	7
Firearms <i>(type unknown)</i>	156	193
Total Firearms	379	445
Knives or cutting instruments	46	33
Other Weapons	43	52
Hands, Fists, Feet, etc.	6	13
Total Other Instruments	95	98
Total Murder and Non-negligent Homicide	474	543

<https://www.ucr.fbi.gov>

Table 16: Louisiana Murder and Non-negligent Homicide - Percentage of Offenses

Type of Weapon	2015	2016
Handguns	55%	50%
Rifles	2%	5%
Shotguns	2%	2%
Firearms <i>(type unknown)</i>	41%	43%
Knives or cutting instruments	10%	10%
Other Weapons	9%	7%
Hands, Fists, Feet, etc.	1%	1%

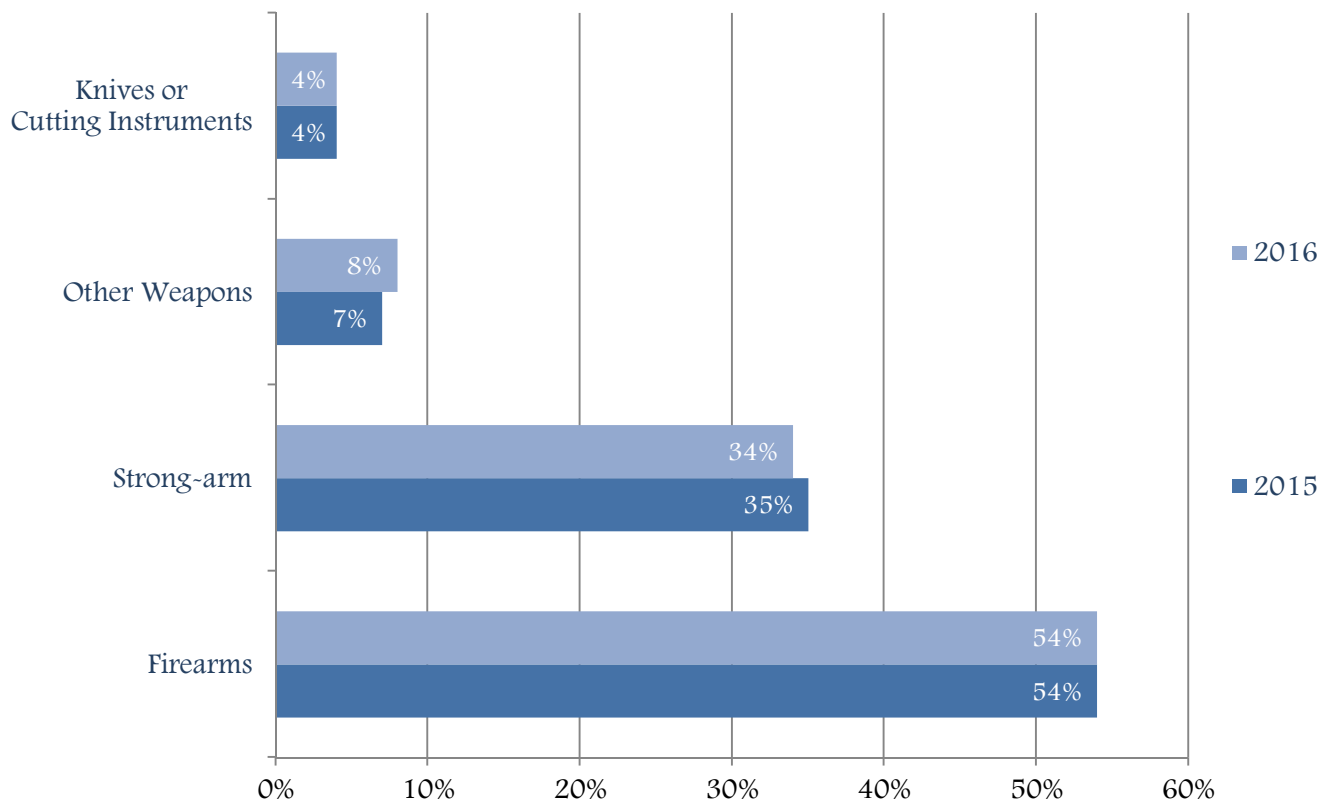
<https://www.ucr.fbi.gov>

Table 17: Louisiana Robberies - Type of Weapon Used

Type of Weapon	2015	2016
Firearms	2,866	2,976
Knives or Cutting Instruments	204	238
Other Weapons	413	419
Strong-Arm	1,861	1,881
Total	5,344	5,514

<https://www.ucr.fbi.gov>

Chart 11: Louisiana Robberies - Type of Weapons Used



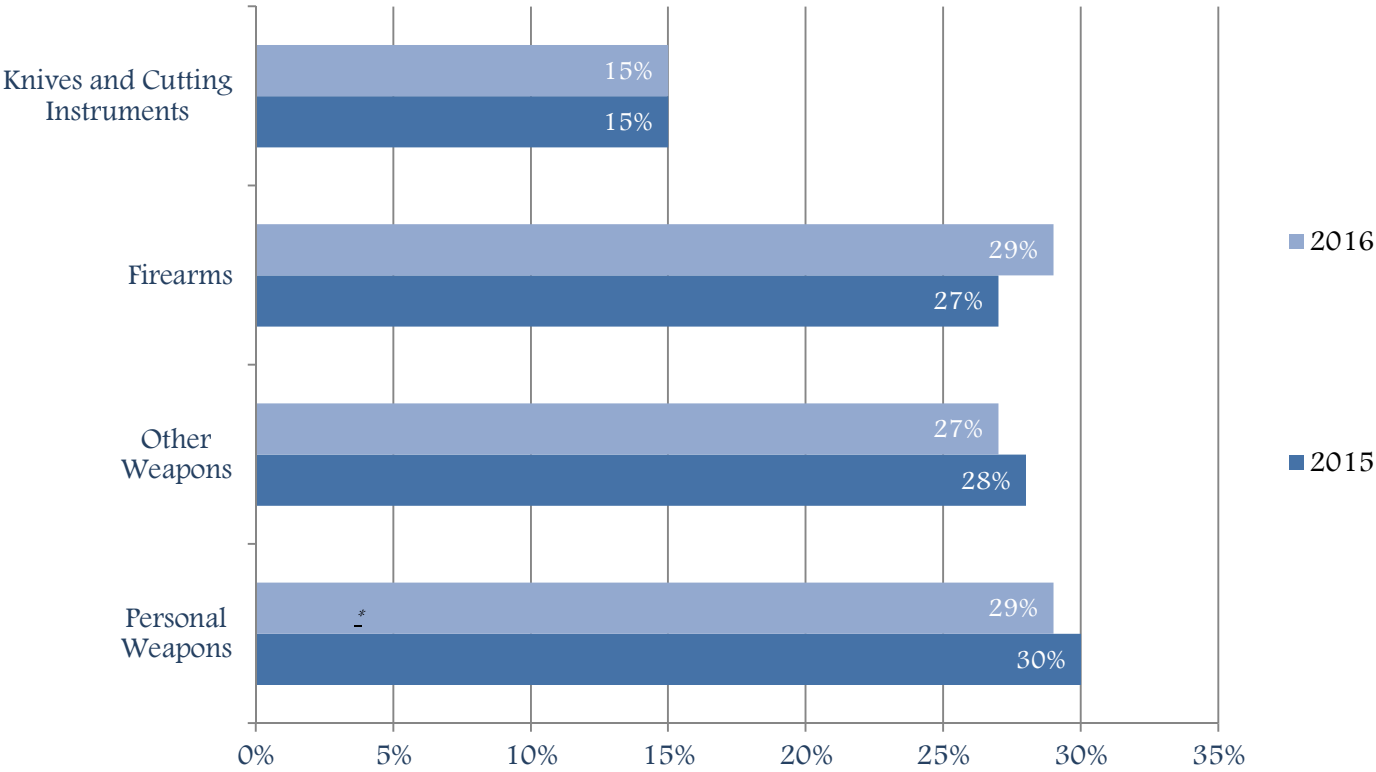
<https://www.ucr.fbi.gov>

Table 18: Louisiana Aggravated Assault - Number of Offenses

Weapon	2015	2016
Firearms	4,556	5,284
Knives and Cutting Instruments	2,479	2,803
Other Weapons	4,691	4,958
Hands, Fists, Feet, etc.	4,992	5,128
Total	16,718	18,173

*[*https://www.ucr.fbi.gov](https://www.ucr.fbi.gov)*

Chart 12: Louisiana Aggravated Assaults - Percentage of Offenses



<https://www.ucr.fbi.gov>

Part 1.2

Metropolitan Statistical Area, Parish, and City Offenses Analysis



Standard Metropolitan Statistical Area (MSA)

The United States Bureau of Census defines Standard Metropolitan Statistical Area (MSA) as a parish (county) or group of contiguous parishes that contain at least one principal city or urbanized area with a population of at least 50,000 inhabitants. MSA's include: principal city, parish in which the city is located, and other adjacent parishes that have, as defined by the OMB (Office of Management and Budget), a high degree of economic and social integration with the principal and parish as measured through commuting. In the UCR Program, parishes within an MSA are considered metropolitan and can cross state boundaries. The only MSA in Louisiana that currently has the potential to cross a state line is the Shreveport/Bossier MSA.

The tables and graphs that follow show the number of offenses in metropolitan statistical areas, parishes, cities, and metropolitan versus non-metropolitan areas of Louisiana in 2016. The tables capture a snapshot of Part 1 crimes. Only agencies that reported all 12 months of data are included in these tables.

Table 19: Louisiana Major Metropolitan Statistical (MSA) Areas

MSA	Parishes	Cities
Alexandria	Grant Rapides	Alexandria
Baton Rouge	Ascension East Baton Rouge East Feliciana Iberville Livingston Point Coupee St. Helena West Baton Rouge West Feliciana	Baton Rouge
Hammond	Tangipahoa	Hammond
Houma Thibodaux	Lafourche Terrebonne	Houma Thibodaux

MSA	Parishes	Cities
Lafayette	Acadia Iberia Lafayette St. Landry St. Martin Vermillion	Lafayette
Monroe	Ouachita Union	Monroe
New Orleans Metairie	Jefferson Orleans Plaquemines St. Bernard St. Charles St. James St. John the Baptist St. Tammany	New Orleans
Shreveport Bossier City	Bossier Caddo DeSoto Webster	Shreveport Bossier City

Table 20: Louisiana Metropolitan Statistical (MSA) Areas - Offenses Known to Law Enforcement by MSA

Metropolitan Statistical Area (MSA)		Population	Murder and Non-negligent manslaughter	Rape	Robbery	Aggravated Assault	Violent Crimes	Burglary	Larceny Theft	Motor Vehicle	Property Crime
Alexandria <i>Includes: Grant and Rapides Parishes</i>	Population	154,032									
	Population for City of Alexandria	47,936	11	25	154	693	883	1,057	2,765	269	4,091
	MSA Total Area Actually Reporting	98.8%	12	76	179	1,147	1,414	1,946	4,740	482	7,168
	MSA Estimated Total	100%	12	76	180	1,153	1,422	1,958	4,793	485	7,236
	Rate per 100,000 inhabitants		7.8	50.0	116.9	748.5	923.2	1,271.2	3,111.7	314.9	4,697.7
Baton Rouge <i>Includes: Ascension, East Baton Rouge, East Feliciana, Iberville, Livingston, Pointe Coupee, St. Helena, West Baton Rouge, and West Feliciana Parishes</i>	Population	833,146									
	Population for City of Baton Rouge	228,389	47	123	824	1,149	2,143	2,364	6,907	663	9,934
	MSA Total Area Actually Reporting	99.7%	79	278	1,161	2,675	4,198	5,994	20,831	1,404	28,229
	MSA Estimated Total	100%	79	281	1,167	2,682	4,207	6,008	20,894	1,408	28,310
	Rate per 100,000 inhabitants		9.5	33.5	140.1	321.9	505.0	721.1	2,507.8	169.0	3,398.0
Hammond <i>Includes: Tangipahoa Parish</i>	Population	128,819									
	Population for City of Hammond	20,576	7	12	59	208	286	627	1,412	92	2,131
	MSA Total Area Actually Reporting	96.6%	17	72	195	886	1,170	1,646	3,459	365	5,470
	MSA Estimated Total	100%	17	73	198	901	1,189	1,674	3,588	373	5,635
	Rate per 100,000 inhabitants		13.1	56.2	155.2	694.0	915.9	1,289.5	2,763.8	287.3	4,340.7

**<https://www.ucr.fbi.gov>*

Metropolitan Statistical Area (MSA)		Population	Murder and Non-negligent manslaughter	Rape	Robbery	Aggravated Assault	Violent Crimes	Burglary	Larceny Theft	Motor Vehicle	Property Crime
Houma – Thibodaux <i>Includes: Lafourche and Terrebonne Parishes</i>	Population	212,402									
	Population for City of Houma	34,410	4	17	42	104	167	196	1,159	56	1,411
	Population for City of Thibodaux	14,588	0	3	10	77	90	142	443	8	593
	MSA Total Area Actually Reporting	100%	19	61	114	760	954	1,591	4,871	231	6,693
	MSA Estimated Total	100%	17	56	129	743	948	1,381	5,601	313	7,295
	Rate per 100,000 inhabitants		8.9	28.7	53.7	357.8	449.1	749.1	2,293.3	108.8	3,151.1
Lafayette <i>Includes: Acadia, Iberia, Lafayette, St. Martin, and Vermillion Parishes</i>	Population	493,575									
	Population for City of Lafayette	128,923	11	19	148	463	641	1,025	5,013	379	6,417
	MSA Total Area Actually Reporting	97.4%	45	58	351	1,376	1,830	3,299	10,056	0	0
	MSA Estimated Total	100%	46	62	360	1,419	1,887	3,382	10,432	0	0
	Rate per 100,000 inhabitants		9.3	12.6	72.9	287.5	382.3	685.2	2,113.6	0	0
Lake Charles <i>Includes: Calcasieu and Cameron Parishes</i>	Population	206,047									
	Population for City of Lake Charles	76,864	8	40	143	463	654	1,626	1,320	207	3,153
	MSA Total Area Actually Reporting	100%	14	103	192	1,048	1,357	3,142	5,063	549	8,754
	Rate per 100,000 inhabitants		6.8	50.0	93.2	508.6	658.6	1,524.9	2,457.2	266.4	4,248.5
Monroe <i>Includes: Ouachita and Union Parishes</i>	Population	179,125									
	Population for City of Monroe	49,677	11	52	248	1,182	1,493	1,025	3,397	224	4,646
	MSA Total Area Actually Reporting	95.6	19	64	319	1,690	2,092	2,179	5,965	448	8,592
	MSA Estimated Total	100%	20	66	324	1,716	2,123	2,229	6,193	462	8,884
	Rate per 100,000 inhabitants		11.2	36.8	180.9	958.0	1,186.9	1,244.4	3,457.4	257.9	4,959.7

Metropolitan Statistical Area (MSA)		Population	Murder and Non-negligent manslaughter	Rape	Robbery	Aggravated Assault	Violent Crimes	Burglary	Larceny Theft	Motor Vehicle	Property Crime
New Orleans - Metairie <i>Includes: Jefferson, Orleans, Plaquemines, St. Bernard, St. Charles, St. James, St. John the Baptist, and St. Tammany Parishes</i>	Population	1,272,995									
	Population for City of New Orleans	397,208	174	537	1,445	2,093	4,249	2,561	10,583	2,427	15,571
	MSA Total Area Actually Reporting	99.7%	240	712	2,060	4,087	7,099	5,940	28,488	3,654	38,082
	MSA Estimated Total	100%	240	713	2,062	4,098	7,113	5,961	28,585	3,660	38,206
	Rate per 100,000 inhabitants		18.9	56.0	162.0	321.9	558.8	468.3	2,245.5	287.5	3,001.3
Shreveport Bossier City <i>Includes: Bossier, Caddo, De Soto, and Webster Parishes</i>	Population	442,787									
	Population for City of Shreveport	196,467	42	157	492	1,174	1,865	2,318	7,646	757	10,721
	Population for City of Bossier City	69,384	5	33	96	451	585	494	2,491	221	3,206
	MSA Total Area Actually Reporting	99.7%	52	207	622	1,996	2,877	3,629	12,010	1,147	16,786
	MSA Estimated Total	100%	52	207	623	2,000	2,882	3,636	12,043	1,149	16,828
	Rate per 100,000 inhabitants		11.7	46.7	140.7	451.7	650.9	821.2	2,719.8	259.5	3,800.5

**<https://www.ucr.fbi.gov>*

Table 21: Louisiana Metropolitan Statistical (MSA) Areas - Offenses Known to Law Enforcement by Parish

Parish	Murder and non-negligent manslaughter	Rape (revised definition)	Rape (legacy definition)	Robbery	Aggravated Assault	Violent Crime	Burglary	Larceny Theft	Motor Vehicle Theft	Property Crime	Arson
Acadia	7	0	0	20	80	107	373	399	82	854	0
Ascension	4	24	0	33	299	360	578	2,125	195	2,898	4
Bossier	0	5	0	10	70	85	193	425	36	654	1
Caddo	2	2	0	6	71	81	225	509	62	796	2
Calcasieu	6	52	0	31	434	523	1,227	2,714	275	4,216	5
Cameron	0	2	0	0	17	19	9	110	4	123	0
DeSoto	0	6	0	4	58	68	124	242	21	387	0
East Baton Rouge	14	47	0	194	142	397	1,263	5,705	284	7,252	14
East Feliciana	0	5	0	1	89	95	32	96	16	144	0
Grant	0	2	0	0	3	5	62	78	4	144	0
Iberia ³	0	4	0	64	68	136	437	1,083	0	0	2
Iberville	1	7	0	15	262	285	114	429	10	553	0
Jefferson	44	66	0	399	1,081	1,590	1,503	9,009	705	11,217	59
Lafayette	10	9	0	31	259	309	351	1,134	144	1,629	6
Lafourche	9	22	0	28	261	320	628	1,168	72	1,868	7
Livingston	2	22	0	12	261	297	933	1,993	15	2,941	0
Ouachita	5	6	0	48	398	457	875	1,601	166	2,642	5
Plaquemines	1	5	0	3	29	38	53	168	5	226	1
Pointe Coupee	3	4	0	8	74	89	107	136	24	267	0
Rapides	1	35	0	15	328	379	678	1,169	157	2,004	5
St. Bernard	0	11	0	32	92	135	264	1,173	70	1,507	7
St. Charles	3	4	0	23	145	175	188	612	37	837	8
St. John the Baptist	3	4	0	11	52	70	243	713	33	989	2
St. Martin	4	13	0	16	96	129	112	234	16	362	0
St. Tammany	4	31	0	23	184	242	366	1,264	119	1,749	7
Tangipahoa	9	52	0	124	553	738	840	1,503	242	2,585	9
Terrebonne	6	19	0	34	317	376	624	2,095	95	2,814	11
Union	0	0	0	0	27	27	12	18	0	30	0
Vermilion	4	1	0	17	67	89	285	265	186	736	0
Webster	1	4	0	1	88	94	100	98	19	217	0
West Baton Rouge	0	6	0	9	38	53	48	331	25	404	0
West Feliciana	1	5	0	2	30	38	7	72	1	80	0
Total Metro Parishes	144	475	0	1,214	5,973	7,806	12,854	38,671	3,120	53,125	155

³<https://www.ucr.fbi.gov>

Table 22: Louisiana Non-metropolitan Statistical (MSA) Areas - Offenses Known to Law Enforcement by Parish

Parish	Murder and Non-negligent Manslaughter	Rape (revised definition)	Rape (legacy definition)	Robbery	Aggravated Assault	Violent Crime	Burglary	Larceny Theft	Motor Vehicle Theft	Property Crime	Arson
Allen	0	6	0	1	11	18	9	53	11	73	0
Assumption	0	3	0	6	76	85	38	192	10	240	1
Avoyelles	3	11	0	3	104	121	186	290	24	500	3
Beauregard	0	1	0	0	17	18	11	105	12	128	4
Bienville	1	10	0	8	44	63	92	147	15	254	0
Caldwell	0	0	0	1	20	21	58	180	10	248	0
Concordia	3	2	0	6	66	77	76	182	18	276	2
Evangeline	1	1	0	1	28	31	119	352	1	472	0
Franklin	1	2	0	0	35	38	34	80	12	126	0
Jackson	0	2	0	0	4	6	19	31	2	52	2
La Salle	2	1	0	2	35	40	10	24	2	36	0
Lincoln	1	5	0	4	52	62	59	133	10	202	0
Madison	4	0	0	0	21	25	9	19	4	32	1
Natchitoches	2	5	0	4	49	60	103	293	30	426	0
Red River	0	3	0	3	27	33	33	102	6	141	0
Richland	2	1	0	1	72	76	66	173	19	258	0
Sabine	0	0	0	2	6	8	35	115	0	150	1
St. Landry	5	3	0	14	206	228	477	422	93	992	0
St. Mary	2	5	0	17	124	148	169	502	40	711	1
Tensas	0	1	0	0	6	7	2	6	0	8	0
Vernon	4	5	0	2	76	87	96	419	37	552	3
Washington	1	24	0	7	155	187	224	414	58	696	3
West Carroll	1	0	0	0	47	48	59	99	23	181	0
Winn	18	0	0	0	18	18	27	29	5	61	0
Total Non-Metro Parishes	51	91	0	82	1,299	1,505	2,011	4,362	442	6,815	21

**<https://www.ucr.fbi.gov>*

Table 23: Louisiana Metropolitan and Non-metropolitan Statistical (MSA) Areas - Offenses Known to Law Enforcement by Parish

Type of Parish	Murder and non-negligent manslaughter	Rape (revised definition)	Rape (legacy definition)	Robbery	Aggravated Assault	Violent Crime	Burglary	Larceny Theft	Motor Vehicle theft	Property Crime	Arson
Total Metropolitan Parishes	144	475	0	1,214	5,973	7,806	12,854	38,671	3,120	53,125	155
Non-Metropolitan Parishes	51	91	0	82	1,299	1,505	2,011	4,362	442	6,815	21
Total for All Parishes	195	566	0	1,296	7,272	9,311	14,865	43,033	3,562	59,940	176

**<https://www.ucr.fbi.gov>*

Table 24: Louisiana Metropolitan and Non-metropolitan Statistical (MSA) Areas - Offenses Known to Law Enforcement by Cities

City	Population	Murder and non-negligent manslaughter	Rape (revised definition)	Rape (legacy definition)	Robbery	Aggravated Assault	Violent Crime	Burglary	Larceny Theft	Motor Vehicle Theft	Property Crime	Arson
Abbeville	12,471	2	5	0	9	101	117	130	329	15	474	0
Addis	4,808	0	0	0	0	15	0	0	0	0	0	0
Alexandria	47,936	11	25	0	154	693	883	1,057	2,765	269	4,091	0
Ball	3,989	0	0	0	0	7	7	12	13	5	30	0
Bastrop	10,595	2	3	0	29	119	153	465	717	38	1,220	3
Baton Rouge	228,389	47	123	0	824	1,149	2,143	2,364	6,907	663	9,934	129
Berwick	4,732	0	0	0	0	9	9	33	54	2	89	0
Blanchard	2,941	0	0	0	2	0	2	11	22	1	34	0
Bogalusa	11,882	1	10	0	24	122	157	194	424	44	662	0
Bossier City	69,384	5	33	0	96	451	585	494	2,491	221	3,206	4
Breaux Bridge	8,446	0	0	0	9	18	27	92	551	19	662	0
Broussard	11,998	0	1	0	5	25	31	114	158	16	288	0
Brusly	2,823	0	0	0	0	0	0	2	33	2	37	0
Bunkie	4,044	0	0	0	0	16	0	27	23	0	50	0

City	Population	Murder and non-negligent manslaughter	Rape (revised definition)	Rape (legacy definition)	Robbery	Aggravated Assault	Violent Crime	Burglary	Larceny Theft	Motor Vehicle Theft	Property Crime	Arson
Carencro	8,763	2	0	0	4	13	19	32	138	10	180	0
Clarence	486	0	0	0	0	0	0	0	0	0	0	0
Clinton	1,564	0	0	0	3	6	9	0	1	0	1	0
Cottonport	1,943	0	0	0	0	0	0	18	27	0	45	0
Coushatta	1,832	0	0	0	0	10	10	7	18	0	25	0
Covington	10,178	1	2	0	3	31	37	23	278	7	308	0
Crowley	13,119	3	1	0	19	84	107	178	162	91	431	0
Denham Springs	10,107	1	2	0	6	23	32	120	529	3	652	0
De Quincy	3,147	0	1	0	0	4	5	7	27	1	35	1
De Ridder	10,939	1	1	0	2	16	20	37	149	5	191	1
Epps	834	0	0	0	0	0	0	0	0	0	0	0
Erath	2,106	0	0	0	0	3	3	0	11	0	11	0
Eunice	10,291	0	6	0	7	52	65	123	414	15	552	0
Farmerville	3,849	0	1	0	4	14	19	42	171	5	218	0
Ferriday	3,348	0	0	0	1	20	21	37	52	5	94	0
Fisher	225	0	0	0	0	0	0	0	0	0	0	0
Florien	628	0	0	0	0	2	2	0	2	1	3	0
Folsom	808	0	0	0	0	2	2	2	7	0	9	0
Franklin	7,236	1	0	0	10	38	49	96	191	4	291	2
Franklinton	3,769	1	4	0	2	10	17	38	173	14	225	1
French Settlement	1,132	0	0	0	0	2	2	0	3	1	4	0
Georgetown	325	0	0	0	0	0	0	0	0	0	0	0
Golden Meadow	2,052	0	0	0	0	0	0	0	0	0	0	0
Gonzales	10,860	1	7	0	17	28	53	64	791	44	899	1
Gramercy	3,430	0	0	0	1	25	26	11	68	1	80	0
Greenwood	3,184	0	0	0	1	3	4	8	37	5	50	0
Gretna	17,908	2	2	0	13	25	42	88	567	24	679	0
Hammond	20,576	7	12	0	59	208	286	627	1,412	92	2,131	3
Harahan	9,364	0	1	0	0	8	9	23	94	9	126	1
Haughton	3,306	0	0	0	0	0	0	0	13	0	13	0
Hodge	448	0	0	0	0	0	0	0	0	0	0	0

City	Population	Murder and non-negligent manslaughter	Rape (revised definition)	Rape (legacy definition)	Robbery	Aggravated Assault	Violent Crime	Burglary	Larceny Theft	Motor Vehicle Theft	Property Crime	Arson
Houma	34,410	4	17	0	42	104	167	196	1,159	56	1,411	4
Ida	214	0	0	0	0	0	0	0	0	0	0	0
Independence	1,820	0	1	0	3	19	23	21	42	10	73	0
Iowa	3,266	0	0	0	3	19	22	32	64	4	100	0
Jena	3,420	0	0	0	0	1	1	3	0	0	3	0
Jennings	10,140	1	0	0	2	26	29	58	252	11	321	0
Kaplan	4,619	1	0	0	1	7	9	8	31	3	42	0
Kenner	67,164	6	25	0	71	92	194	245	1,873	117	2,235	4
Kentwood	2,368	0	3	0	2	18	23	44	121	5	170	0
Killian	1,324	0	0	0	0	2	2	2	11	2	15	0
Kinder	2,436	0	0	0	1	6	7	4	54	4	62	0
Krotz Springs	1,203	0	0	0	0	4	4	3	5	4	12	0
Lafayette	128,923	11	19	0	148	463	641	1,025	5,013	379	6,417	22
Lake Charles	76,864	8	40	0	143	463	654	1,626	1,320	207	3,153	0
Lake Providence	3,666	0	1	0	5	45	51	11	15	1	27	0
Leesville	6,270	1	7	0	3	45	56	74	356	7	437	2
Mandeville	12,423	0	3	0	4	19	26	31	230	9	270	0
Mansfield	4,937	1	0	0	1	53	55	79	117	8	204	0
Many	2,778	0	0	0	1	12	13	14	143	0	157	0
Marion	753	0	0	0	0	1	1	2	7	0	9	0
Marksville	5,499	0	0	0	6	57	63	73	312	2	387	2
Minden	12,615	0	0	0	9	17	26	44	193	14	251	1
Monroe	49,677	11	52	0	248	1,182	1,493	1,025	3,397	224	4,646	15
Morgan City	11,731	0	10	0	13	70	93	167	408	26	601	1
Natchitoches	18,332	3	4	0	33	148	188	303	963	25	1,291	4
New Orleans	397,208	174	537	0	1,445	2,093	4,249	2,561	10,583	2,427	15,571	69
Norwood	310	0	0	0	0	0	0	1	0	0	1	0
Oakdale	7,697	0	0	0	2	16	18	9	89	4	102	0
Oak Grove	1,650	0	0	0	0	15	15	20	92	1	113	0
Oil City	994	0	0	0	0	2	2	5	8	1	14	0
Olla	1,385	0	0	0	0	0	0	4	3	1	8	0

City	Population	Murder and non-negligent manslaughter	Rape (revised definition)	Rape (legacy definition)	Robbery	Aggravated Assault	Violent Crime	Burglary	Larceny Theft	Motor Vehicle Theft	Property Crime	Arson
Opelousas	16,557	4	13	0	54	179	250	423	850	50	1,323	7
Patterson	6,105	0	0	0	0	1	1	0	99	2	101	0
Pearl River	2,553	0	1	0	2	21	24	17	64	2	83	0
Pineville	14,379	0	13	0	10	113	136	137	715	46	898	1
Flaquemine	6,825	1	1	0	0	41	43	40	197	2	239	1
Pollock	473	0	1	0	0	3	4	0	0	1	1	0
Ponchatoula	7,168	1	4	0	7	88	100	114	378	16	508	0
Port Allen	5,116	0	2	0	2	15	19	22	66	8	96	0
Port Vincent	750	0	0	0	0	4	4	10	20	2	32	0
Rayne	8,031	1	0	0	4	34	39	51	185	0	236	0
Ruston	22,416	2	1	0	21	88	112	112	491	19	622	1
Scott	9,092	0	2	0	1	4	7	65	150	18	233	0
Shreveport	196,467	42	157	0	492	1,174	1,865	2,318	7,646	757	10,721	66
Sibley	1,177	1	0	0	0	0	1	2	0	0	2	0
Slidell	28,107	0	5	0	13	87	105	139	1,040	45	1,224	1
Springhill	5,064	0	0	0	0	9	9	15	145	0	160	0
St. Gabriel	7,183	1	3	0	3	25	32	41	49	6	96	0
Sulphur	20,142	0	3	0	14	84	101	161	678	53	892	1
Thibodaux	14,588	0	3	0	10	77	90	142	443	8	593	1
Vidalia	4,076	2	2	0	1	21	26	23	98	3	124	0
Ville Platte	7,234	0	0	0	5	16	21	96	361	3	460	0
Vinton	3,344	0	2	0	0	22	24	47	60	5	112	0
Walker	6,351	0	6	0	6	21	33	17	198	8	223	0
Welsh	3,226	0	0	0	1	45	46	43	71	2	116	0
West Monroe	12,942	3	5	0	17	63	88	216	721	52	989	0
Westwego	8,543	0	4	0	7	17	28	48	160	21	229	0
White Castle	1,814	0	0	0	0	7	7	8	31	0	39	0
Wilson	571	0	0	0	0	0	0	0	0	0	0	0
Winnfield	4,514	0	5	0	8	32	45	68	147	9	224	0
Zachary	16,753	1	4	0	6	64	75	67	427	39	533	0

**<https://www.ucr.fbi.gov>*

Part 1.3

Police Employee Data



Table 25: Louisiana Full-time Law Enforcement Employees by City

City	Population	Total Law Enforcement Employees	Total Officers	Total Civilians
Abbeville	12,471	39	37	2
Addis	4,808	12	11	1
Alexandria	47,936	190	157	33
Baker	13,655	28	24	4
Baldwin	2,328	14	6	8
Ball	3,989	9	7	2
Basile	1,815	13	7	6
Baton Rouge	228,389	814	641	173
Berwick	4,732	13	12	1
Blanchard	2,941	6	5	1
Bogalusa	11,882	51	34	17
Bossier City	69,384	200	161	39
Breaux Bridge	8,446	23	20	3
Broussard	11,998	32	28	4
Brusly	2,823	10	10	0
Bunkie	4,044	9	5	4
Carencro	8,763	26	24	2
Clarence	486	2	1	1
Clinton	15,564	9	7	2
Coushatta	1,832	8	7	1
Covington	10,178	44	36	8
Crowley	13,119	39	37	2
Denham Springs	10,107	36	27	9
De Quincy	3,147	12	12	0
De Ridder	10,939	30	24	6
Epps	834	2	1	1
Erath	2,106	11	7	4
Eunice	10,291	45	32	13
Farmerville	3,849	13	9	4
Ferriday	3,348	21	21	0
Fisher	225	1	1	0
Florien	628	3	3	0
Folsom	808	4	4	0
Franklinton	3,769	22	20	2

City	Population	Total Law Enforcement Employees	Total Officers	Total Civilians
French Settlement	1,132	3	3	0
Golden Meadow	2,052	5	3	2
Gonzales	10,860	46	41	5
Gramercy	3,430	10	9	1
Greenwood	3,184	10	9	1
Gretna	17,908	133	100	33
Hammond	20,576	106	80	26
Harahan	9,364	25	22	3
Haughton	3,306	13	12	1
Houma	34,410	98	81	17
Ida	214	1	1	0
Independence	1,820	8	8	0
Iowa	3,266	17	13	4
Jena	3,420	7	7	0
Jennings	10,140	33	26	7
Kaplan	4,619	17	11	6
Kenner	67,164	232	167	65
Kentwood	2,368	10	10	0
Killian	1,324	4	3	1
Kinder	2,436	16	11	5
Krotz	1,203	7	4	3
Lafayette	128,923	315	257	58
Lake Arthur	2,742	10	10	0
Lake Charles	76,864	186	183	3
Lake Providence	3,666	11	6	5
Leesville	6,270	28	26	2
Lutcher	3,341	3	3	0
Mamou	3,170	16	14	2
Mandeville	12,423	48	36	12
Mansfield	4,937	17	17	0
Many	2,778	13	13	0
Marion	753	1	1	0
Marksville	5,499	27	19	8
Monroe	49,677	180	137	43
Montgomery	721	3	3	0
Moreauville	899	5	4	1

City	Population	Total Law Enforcement Employees	Total Officers	Total Civilians
Natchitoches	18,332	67	55	12
New Orleans	397,208	1,403	1,171	232
Oak Grove	1,650	6	6	0
Olla	1,385	2	2	0
Patterson	6,105	26	26	0
Pearl River	2,553	17	12	5
Pineville	14,379	72	72	0
Plaquemine	6,825	28	24	4
Ponchatoula	7,168	29	23	6
Port Allen	5,116	21	20	1
Port Vincent	750	3	3	0
Rayne	8,031	24	21	3
Rayville	3,658	16	14	2
Ringgold	1,420	5	5	0
Ruston	22,416	49	35	14
Scott	9,092	25	24	1
Shreveport	196,467	711	524	187
Slidell	28,107	99	67	32
Springhill	5,064	17	16	1
Sterlington	2,689	9	9	0
St. Francisville	1,689	8	8	0
St. Gabriel	7,183	19	12	7
Sulphur	20,142	62	41	21
Tallulah	6,930	14	14	0
Thibodaux	14,588	65	45	20
Vidalia	4,076	39	30	9
Ville Platte	7,234	46	31	15
Vinton	3,344	13	11	2
Walker	6,351	24	20	4
Welsh	3,226	20	18	2
Westlake	4,626	17	17	0
West Monroe	12,942	69	67	2
White Castle	1,814	17	15	2
Wilson	571	4	4	0
Zachary	16,753	43	41	2

³<https://www.ucr.fbi.gov>

Table 26: Louisiana Full-time Law Enforcement Employees by Metropolitan Parish

Parish	Total Law Enforcement Employees	Total Officers	Total Civilians
Acadia	101	68	33
Ascension	324	270	54
Bossier	403	328	75
Caddo	684	418	266
Calcasieu	880	648	232
Cameron	79	69	10
De Soto	30	24	6
East Baton Rouge	852	739	113
East Feliciana	54	54	0
Grant	75	33	42
Iberia	271	188	83
Iberville	145	95	50
Jefferson	1,432	627	805
Lafayette	796	569	227
Lafourche	350	267	83
Livingston	280	280	0
Ouachita	401	401	0
Plaquemines	209	209	0
Pointe Coupee	98	46	52
Rapides	508	414	94
St. Bernard	266	244	22
St. Charles	394	276	118
St. Helena	45	31	14
St. James	99	60	39
St. John the Baptist	239	237	2
St. Martin	182	113	69
St. Tammany	749	418	331
Tangipahoa	238	119	119
Terrebonne	306	306	0
Union	50	35	15
Vermilion	128	103	25
Webster	60	38	22
West Baton Rouge	196	150	46
West Feliciana	69	69	0

**<https://www.ucr.fbi.gov>*

Table 27: Louisiana Full-time Law Enforcement Employees by Non-metropolitan Parish

Parish	Total Law Enforcement Employees	Total Officers	Total Civilians
Allen	64	26	38
Assumption	80	52	28
Avoyelles	273	217	56
Beauregard	87	69	18
Bienville	70	42	28
Caldwell	30	30	0
Catahoula	115	22	93
Claiborne	92	41	51
Concordia	261	27	234
East Carroll	46	16	30
Evangeline	28	14	14
Franklin	98	98	0
Jackson	178	42	136
Jefferson Davis	75	75	0
La Salle	135	30	105
Lincoln	76	60	16
Madison	34	34	0
Morehouse	144	48	96
Natchitoches	180	75	105
Red River	59	32	27
Richland	133	117	16
Sabine	89	60	29
St. Landry	200	147	53
St. Mary	102	102	0
Tensas	36	19	17
Vernon	164	62	102
Washington	84	71	13
West Carroll	21	10	11
Winn	29	17	12

³<https://www.ucr.fbi.gov>

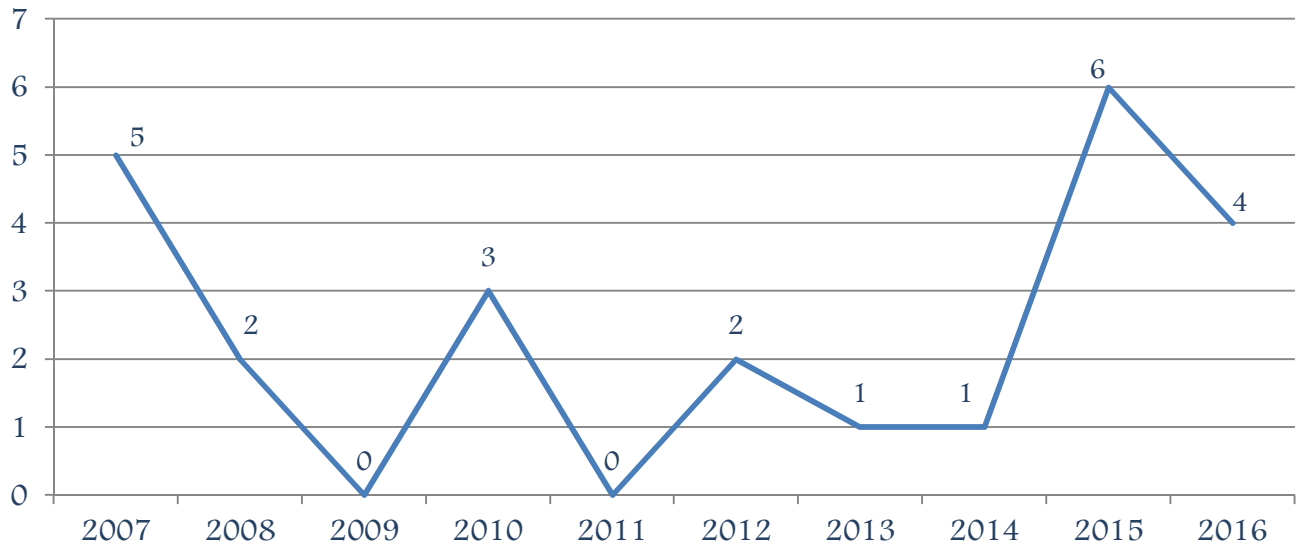
Part 1.4

Law Enforcement Officers Feloniously Killed, Accidentally Killed, and Assaulted



Part 1.4: Law Enforcement Officers Feloniously Killed, Accidentally Killed and Assaulted

Chart 13: Louisiana Law Enforcement Officers Feloniously Killed



[*https://www.ucr.fbi.gov](https://www.ucr.fbi.gov)

Table 28: Louisiana Law Enforcement Officers Feloniously Killed

Year	Law Enforcement Officers Feloniously Killed
2007	5
2008	2
2009	0
2010	3
2011	0
2012	2
2013	1
2014	1
2015	6
2016	4
Total	24

[*https://www.ucr.fbi.gov](https://www.ucr.fbi.gov)

Map 1: United States Map of Law Enforcement Officers Feloniously Killed



**<https://www.ucr.fbi.gov>*

Chart 14: Louisiana Law Enforcement Officers Accidentally Killed

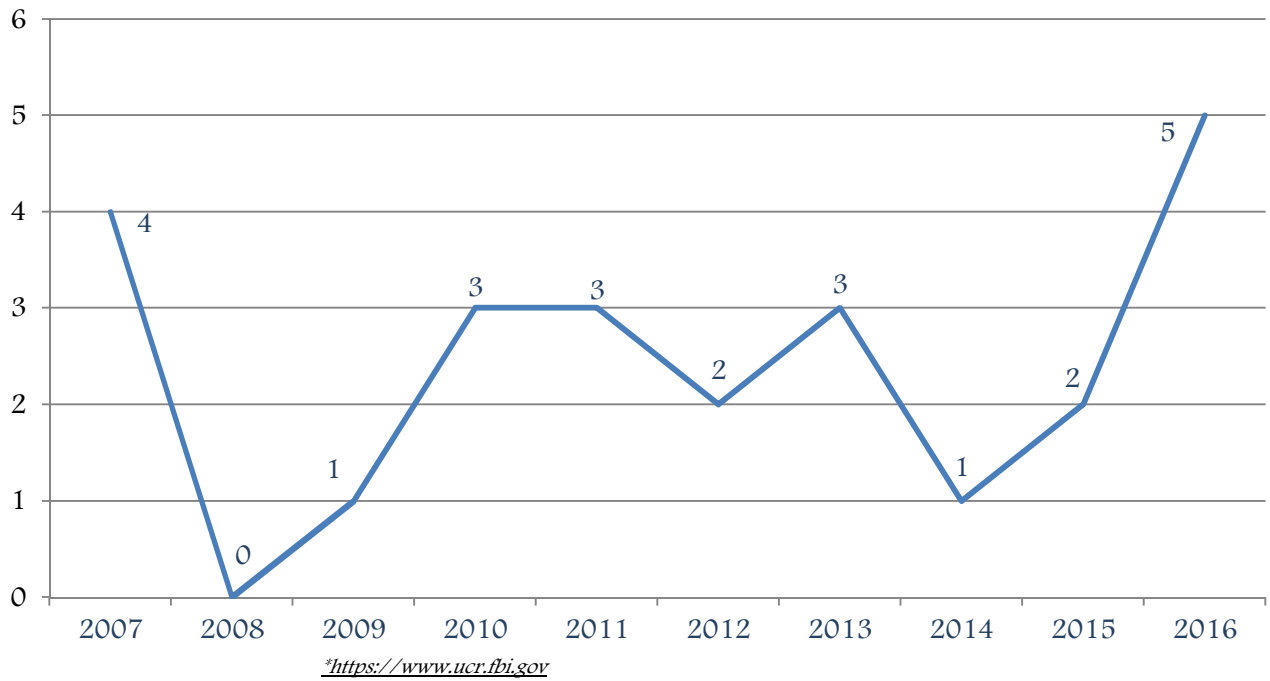


Table 29: Louisiana Law Enforcement Officers Accidentally Killed

Year	Law Enforcement Officers Accidentally Killed
2007	4
2008	0
2009	1
2010	3
2011	3
2012	2
2013	3
2014	1
2015	2
2016	5
Total	24

**<https://www.ucr.fbi.gov>*

Map 2: United States Map of Law Enforcement Officers Accidentally Killed



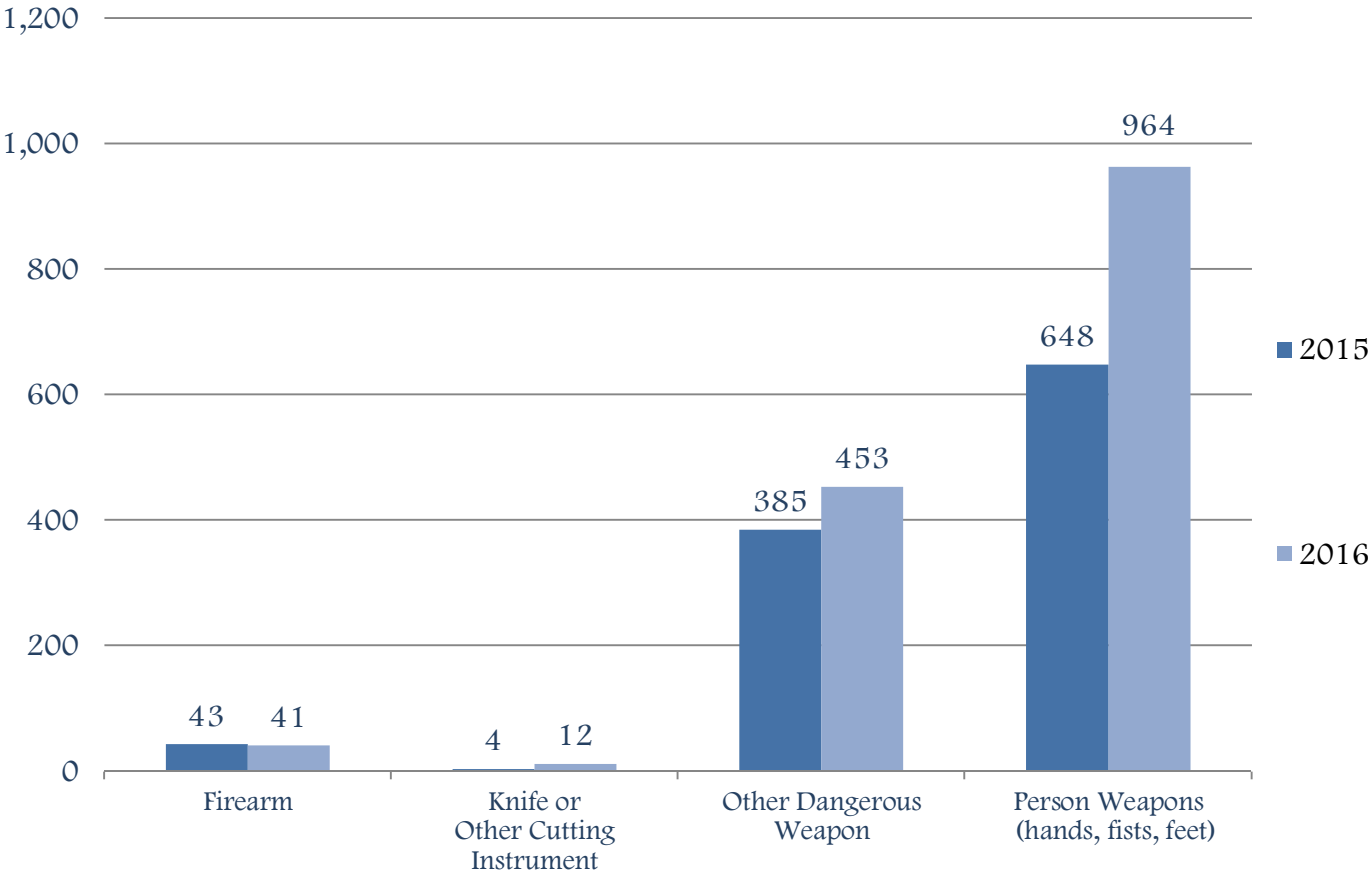
<https://www.ucr.fbi.gov>

Table 30: Louisiana Law Enforcement Officers Assaulted by Weapon

Firearm	Knife or Other Cutting Instrument	Other Dangerous Weapon	Hands, Feet, Fists, etc.	Total	Number of Officers Employed	Number of Reporting Agencies	Population Covered
41	12	453	964	1,470	11,481	142	3,743,464

**<https://www.ucr.fbi.gov>*

Chart 15: Louisiana Law Enforcement Officers Assaulted by Weapon



**<https://www.ucr.fbi.gov>*

Map 3: United States Map of Law Enforcement Officers Assault by Weapon



[*https://www.ucr.fbi.gov](https://www.ucr.fbi.gov)

Part 1.5

State, Tribal, and Other Agencies Data



Table 31: Louisiana Offenses Known to Law Enforcement

State / Tribal / Other	Agency	Murder and non-negligent manslaughter	Rape* (revised definition)	Robbery	Aggravated Assault	Violent crime	Burglary	Larceny Theft	Motor Vehicle Theft	Property Crime	Arson
State Agencies	Tensas Basin Levee District	0	0	0	0	0	0	0	0	0	0
Tribal Agencies	Chitimacha Tribal	0	0	1	5	6	3	44	5	52	0
	Coushatta Tribal	0	0	0	1	1	1	59	2	62	0
	Tunica-Biloxi Tribal	0	0	2	3	5	4	89	0	93	0
Total		0	0	3	9	12	8	192	7	207	0

**<https://www.ucr.fbi.gov>*

Table 32: Louisiana Full-Time Law Enforcement Employees

State / Tribal / Other	Agency	Total Officers	Total Civilians	Total Law Enforcement Employees
Tribal Agencies	Chitimacha Tribal	14	0	14
	Coushatta Tribal	24	1	25
	Tunica-Biloxi Tribal	12	2	14
Other Agencies	Tensas Basin Levee District	2	1	3
Total		52	4	89

**<https://www.ucr.fbi.gov>*

Part 1.6

University and College Data



Table 33: Louisiana Offenses Known to Law Enforcement

University / College	Campus	Student Enrollment	Murder and Non-negligent Manslaughter	Rape (revised definition)	Robbery	Aggravated Assault	Violent Crime	Burglary	Larceny Theft	Motor Vehicle Theft	Property Crime	Arson
Delgado Community College	New Orleans	17,152	0	0	0	0	0	1	12	1	14	0
Dillard University	New Orleans	1,200	0	2	0	1	3	18	27	0	45	0
Grambling State University	Grambling	4,504	0	0	4	6	10	31	91	0	122	0
Louisiana State University	Baton Rouge	31,044	0	2	5	3	10	70	348	28	446	0
	Eunice	2,738	0	0	0	0	0	0	0	0	0	0
	Health Sciences Cntr, New Orleans	2,828	0	0	0	0	0	0	0	0	0	0
	Health Sciences Cntr, Shreveport	870	0	0	0	3	3	2	23	2	27	0
	Shreveport	4,186	0	1	0	1	2	4	13	0	17	0
Louisiana Tech University	Ruston	11,225	0	0	1	2	3	22	60	1	83	0
McNeese State University	Lake Charles	8,237	0	0	0	0	0	0	11	0	11	0
Nicholls State University	Thibodaux	6,292	0	1	0	0	1	0	22	0	22	0
Northwestern State University	Natchitoches	9,002	0	2	0	1	3	11	45	1	57	0
Southern University and A&M College	Baton Rouge	6,330	0	0	1	5	6	13	118	4	135	0
	New Orleans	2,103	0	0	0	0	0	0	0	0	0	0
	Shreveport	2,952	0	0	0	0	0	0	2	0	2	0
Tulane University	New Orleans	12,603	0	0	8	1	9	24	298	4	326	1
University of Louisiana	Lafayette	17,195	0	3	3	13	19	23	146	6	175	1
	Monroe	8,517	0	2	2	0	4	6	38	1	45	0
University of New Orleans	New Orleans	9,234	0	1	1	3	5	10	53	4	67	0

³<https://www.ucr.fbi.gov>

Table 34: Louisiana Full-Time Law Enforcement Employees

University/College	Campus	Student Enrollment	Total Officers	Total Civilians	Total Law Enforcement Employees
Louisiana State University:	Baton Rouge	31,524	54	16	70
	Health Sciences Center, New Orleans	2,791	32	0	32
	Health Sciences Center, Shreveport	891	29	15	44
	Shreveport	4,425	7	1	8
McNeese State University	Lake Charles	8,153	9	6	15
Nicholls State University	Thibodaux	6,158	9	4	13
Northwestern State University	Natchitoches	9,179	22	0	22
Southeastern Louisiana University	Hammond	14,581	24	4	28
Southern University and A&M College	New Orleans	2,792	15	0	15
	Shreveport	3,174	9	1	10
Tulane University	New Orleans	12,485	79	30	109
University of Louisiana	Monroe	8,804	19	1	20
University of New Orleans	New Orleans	8,423	19	1	20

^a<https://www.ucr.fbi.gov>

Part 2

Synopsis of Incident Based Reporting



Louisiana's Incident Based Reporting System (LIBRS)

The ongoing effort of the Summary Uniform Crime Reporting Program has developed the Louisiana Incident-Based Reporting System (LIBRS). This system is a detailed form of reporting and the law enforcement agencies in the 1980's to better define the needs of law enforcement. Incident-Based Reporting will enhance the quantity, quality, and timeliness of statistical data collected by the law enforcement community. This system will improve the methodology used for compiling, analyzing, auditing, and publishing collected crime data.

Incident-Based Reporting is a system that collects information on an incident by incident basis. The system provides data on all of the crimes that occur during a criminal incident, unlike the Summary UCR System that follows the "Hierarchy Rule" which will list the most serious offense and not record the others. An example: the murder of a woman that has been robbed, beaten, and raped would only document the murder and not the other three crimes. LIBRS would record the murder, robbery, and the rape as three offenses although the offenses occurred at one time. The LIBRS system includes a category called "Crimes Against Society" which produces data on crimes such as drug and narcotic offenses. Another important feature of IBR is the expansion of victim-to-offender relationships.

The system will also have increased "circumstances" reporting, where more information will be collected in the area of circumstances involved in the offense. There will be more correlation between offenses, property, victims, offenders, and arrestees, all pertinent information necessary in crime analysis. In addition, a new area of social concern, hate crimes, has been included in LIBRS. Hate crimes are crimes that show prejudice and bias toward a group of people or an individual member of a group. Federal law includes the areas of race, ethnicity, sexual orientation, and religion in its definition of hate crime.

LIBRS is to serve several functions and to replace the Summary UCR as the base statistical system for crime data in the state. Secondly, this system is intended to provide the additional statistical information necessary to properly plan modifications to the state criminal justice system. Examples of this includes: determining the need for additional state prison or local jail space and the need for additional law enforcement officers. In addition, this system will help determine the impact of proposed changes in terms of both cost and programmatic effect.

LIBRS is also a part of a larger effort to improve criminal justice records at the local level where the system serves to standardize the information collected at point of incident, point of arrest, and to create standards for the electronic transfer of law enforcement data statewide.

In March 2003, the LIBRS program received FBI (NIBRS) certification. LIBRS is available to law enforcement agencies at no cost to the agencies. The LIBRS and LUCR staff is working diligently to transition more agencies to LIBRS reporting which will benefit the agencies crime reporting abilities as well as the statewide efforts to report crime in more detail.

Part 2.1

Louisiana Incident Based Reporting System (LIBRS) Cities



Table 35: Louisiana Participating Agencies in Louisiana Incident Based Reporting System (LIBRS) Cities by Offenses - Crimes Against Persons

Agency Name	Assault Offenses	Aggravated Assault	Simple Assault	Intimidation	Homicide Offenses	Murder and Non-negligent Manslaughter	Negligent Manslaughter	Justifiable Homicide	Human Trafficking Offenses	Commercial Sex Acts	Involuntary Servitude	Kidnapping / Abduction	Sex Offenses	Rape	Sodomy	Sexual Assault With an Object	Fondling	Sex, Offenses, Non-forcible	Incest	Statutory Rape
Agency Type: Cities																				
DeQuincy	26	4	20	2	0	0	0	0	0	0	0	0	2	0	1	0	1	0	0	0
Gonzales	259	29	188	42	1	1	0	0	0	0	0	2	16	6	1	0	9	1	0	1
Jennings	181	26	134	21	1	1	0	0	0	0	0	1	2	0	0	0	2	4	1	3
Plaquemine	158	41	79	38	1	1	0	0	0	0	0	0	3	1	0	0	2	0	0	0
Fort Allen	126	15	91	20	0	0	0	0	0	0	0	1	3	0	2	0	1	0	0	0
Thibodaux	446	77	304	65	0	0	0	0	0	0	0	8	10	1	2	0	7	3	0	3
West Monroe	335	63	252	20	3	3	0	0	0	0	0	21	18	2	3	0	13	0	0	0

<https://www.ucr.fbi.gov/nibrs>

Table 36: Louisiana Participating Agencies in Louisiana Incident Based Reporting System (LIBRS) Cities by Offenses - Crimes Against Property

Agency Name	Arson	Bribery	Burglary / Breaking and Entering	Counterfeiting / Forgery	Destruction / Damage / Vandalism Property	Embezzlement	Extortion / Blackmail	Fraud Offenses	False Pretenses / Swindle / Confidence Game	Credit Card / Automated Teller Match Fraud	Impersonation	Welfare Fraud	Wire Fraud	Identity Theft	Hacking / Computer Invasion	Larceny / Theft Offenses	Pocket-picking	Purse-snatching	Shoplifting	Theft From Building	Theft From Coin Operated Machine or Device	Theft Motor Vehicle	Theft of Motor Vehicle Parts or Accessories	All Other Larceny	Motor Vehicle Theft	Robbery	Stolen Property Offenses
Agency Type: Cities																											
DeQuincy	1	0	7	0	13	0	0	0	0	0	0	0	0	0	0	31	0	0	6	0	0	2	0	23	1	0	3
Gonzales	1	0	64	21	130	7	0	74	22	30	22	0	0	0	0	795	0	1	367	0	0	142	0	285	42	17	13
Jennings	0	0	59	4	63	0	1	9	0	8	0	0	1	0	0	260	0	1	59	0	0	30	0	170	11	2	5
Plaquemine	1	0	40	7	166	1	0	13	5	2	4	0	2	0	0	199	0	0	23	6	0	27	0	143	2	0	0
Port Allen	0	0	22	1	34	1	0	9	1	2	6	0	0	0	0	67	0	0	30	20	0	9	0	8	8	2	0
Thibodaux	1	0	142	35	122	4	6	22	0	17	5	0	0	0	0	449	0	0	213	0	1	5	0	230	8	10	9
West Monroe	0	0	218	30	244	3	1	36	2	27	6	0	1	0	0	730	0	0	6	0	0	76	0	648	53	17	29

[*https://www.ucr.fbi.gov/nibrs](https://www.ucr.fbi.gov/nibrs)

Table 37: Louisiana Participating Agencies in Louisiana Incident Based Reporting System (LIBRS) Cities by Offenses - Crimes Against Society

Agency Name	Animal Cruelty	Drug / Narcotic Offenses	Drug / Narcotic Violations	Drug Equipment Violations	Gambling Wagering	Betting / Wagering	Operating / Promoting / Assisting Gambling	Gambling Equipment Violations	Sports Tampering	Pornography / Obscene Material	Prostitution Offenses	Prostitution	Assisting or Promoting Prostitution	Purchasing Prostitution	Weapon Law Violations
Agency Type: Cities															
DeQuincy	0	22	17	5	0	0	0	0	0	0	0	0	0	0	4
Gonzales	0	126	92	34	0	0	0	0	0	6	4	4	0	0	12
Jennings	0	35	17	18	0	0	0	0	0	1	0	0	0	0	10
Plaquemine	0	9	9	0	0	0	0	0	0	0	0	0	0	0	0
Port Allen	0	20	13	7	0	0	0	0	0	1	0	0	0	0	4
Thibodaux	0	201	122	79	0	0	0	0	0	2	1	1	0	0	39
West Monroe	0	628	392	236	0	0	0	0	0	8	3	1	2	0	34

[*https://www.ucr.fbi.gov/librs](https://www.ucr.fbi.gov/librs)

Part 2.2

Louisiana Incident Based Reporting System (LIBRS) Metropolitan Parishes



**Table 38: Louisiana Participating Agencies in Louisiana Incident Based Reporting System (LIBRS)
Agencies by Metropolitan Parishes by Offense - Crimes Against Persons**

Agency Name	Assault Offenses	Aggravated Assault	Simple Assault	Intimidation	Homicide Offenses	Murder and Non-negligent Manslaughter	Negligent Manslaughter	Justifiable Homicide	Human Trafficking Offenses	Commercial Sex Acts	Involuntary Servitude	Kidnapping / Abduction	Sex Offenses	Rape	Sodomy	Sexual Assault With an Object	Fondling	Sex, Offenses, Non-forcible	Incest	Statutory Rape
Agency Type: Metropolitan Parishes																				
Ascension	1,697	299	1,057	341	4	4	0	0	0	0	0	16	59	24	0	0	35	4	0	4
Bossier	683	70	483	130	0	0	0	0	0	0	0	13	11	3	1	1	6	7	0	7
Caddo	569	71	372	126	2	2	0	0	0	0	0	0	11	1	1	0	13	2	0	2
Calcasieu	3,067	436	2,289	342	6	6	0	0	0	0	0	34	106	45	8	0	53	1	1	0
Cameron	112	17	62	33	0	0	0	0	0	0	0	1	5	0	2	0	3	1	0	1
Iberia	598	68	474	56	0	0	0	0	0	0	0	13	11	3	1	0	7	3	0	3
Lafourche	1,473	261	796	416	10	9	1	0	0	0	0	21	61	17	3	2	39	13	0	13
Plaquemines	171	29	125	17	1	1	0	0	0	0	0	2	7	1	4	0	2	0	0	0
Rapides	1,738	329	993	416	2	1	1	0	0	0	0	1	77	23	12	0	42	6	0	6
St. John the Baptist	387	52	294	41	3	3	0	0	0	0	0	7	5	4	0	0	1	2	0	2

**<https://www.ucr.fbi.gov/librs>*

Table 39: Louisiana Participating Agencies in Louisiana Incident Based Reporting System (LIBRS)
Agencies by Metropolitan Parishes by Offense - Crimes Against Property

Agency Name	Arson	Bribery	Burglary / Breaking and Entering	Counterfeiting / Forgery	Destruction / Damage / Vandalism Property	Embezzlement	Extortion / Blackmail	Fraud Offenses	False Pretenses / Swindle / Confidence Game	Credit Card / Automated Teller Match Fraud	Impersonation	Welfare Fraud	Wire Fraud	Identity Theft	Hacking / Computer Invasion	Larceny / Theft Offenses	Pocket-picking	Purse-snatching	Shoplifting	Theft From Building	Theft From Coin Operated Machine or Device	Theft Motor Vehicle	Theft of Motor Vehicle Parts or Accessories	All Other Larceny	Motor Vehicle Theft	Robbery	Stolen Property Offenses
Agency Type: Metropolitan Parishes																											
Ascension	4	1	579	102	636	6	1	287	14	94	172	0	7	0	0	2286	0	1	261	0	0	610	0	1414	201	33	29
Bossier	1	1	161	19	220	5	6	115	32	34	46	0	3	0	0	434	0	0	18	3	0	117	0	296	37	11	12
Caddo	2	0	224	29	161	3	1	73	1	34	38	0	0	0	0	524	0	0	45	3	0	50	0	426	63	6	23
Calcasieu	5	0	1205	150	1303	28	2	311	9	175	126	0	1	0	0	3616	0	3	34	0	2	5	0	3572	280	31	61
Cameron	0	0	9	3	62	0	1	10	0	6	4	0	0	0	0	114	0	0	2	0	0	0	0	112	4	0	1
Iberia	2	0	439	9	396	2	2	35	0	29	6	0	0	0	0	1094	0	1	288	0	0	327	0	478	0	65	16
Lafourche	7	1	616	120	466	2	4	109	11	44	51	0	3	0	0	1197	0	0	254	2	2	12	0	927	71	28	43
Plaquemines	1	0	53	9	47	0	1	2	0	2	0	0	0	0	0	169	0	0	10	67	0	47	0	45	5	3	6
Rapides	5	0	681	24	1031	2	2	98	1	54	43	0	0	0	0	1190	0	0	87	0	1	141	0	961	159	15	19
St. John the Baptist	2	0	243	3	381	1	1	69	1	31	37	0	0	0	0	737	0	2	117	0	0	197	0	421	34	12	11

[*https://www.ucr.fbi.gov/nibrs](https://www.ucr.fbi.gov/nibrs)

Table 40: Louisiana Participating Agencies in Louisiana Incident Based Reporting System (LIBRS)
Agencies by Metropolitan Parishes by Offense - Crimes Against Society

Agency Name	Animal Cruelty	Drug / Narcotic Offenses	Drug / Narcotic Violations	Drug Equipment Violations	Gambling Wagering	Betting / Wagering	Operating / Promoting / Assisting Gambling	Gambling Equipment Violations	Sports Tampering	Pornography / Obscene Material	Prostitution Offenses	Prostitution	Assisting or Promoting Prostitution	Purchasing Prostitution
Agency Type: Metropolitan Parishes														
Ascension	0	477	309	168	0	0	0	0	19	8	6	2	0	94
Bossier	0	661	448	213	0	0	0	0	25	86	73	13	0	34
Caddo	0	434	336	98	0	0	0	0	5	1	0	1	0	37
Calcasieu	0	2669	1761	908	0	0	0	0	56	15	12	3	0	182
Cameron	0	54	35	19	0	0	0	0	4	0	0	0	0	5
Iberia	0	27	25	2	0	0	0	0	13	1	0	1	0	28
Lafourche	0	514	344	170	0	0	0	0	11	6	3	3	0	71
Plaquemines	0	269	197	72	0	0	0	0	6	0	0	0	0	14
Rapides	0	1178	757	0	0	0	0	0	8	0	0	0	0	64
St. John the Baptist	0	197	137	0	0	0	0	0	6	0	0	0	0	84

³<https://www.ucr.fbi.gov/nibrs>

Part 2.3

Louisiana Incident Based Reporting System (LIBRS) Non-metropolitan Parishes



Table 41: Louisiana Participating Agencies in Louisiana Incident Based Reporting System (LIBRS)
Non-metropolitan Parishes by Offense - Crimes Against Persons

Agency Name	Total Number of Crimes Against Person	Assault Offenses	Aggravated Assault	Simple Assault	Intimidation	Homicide Offenses	Murder and Non-negligent Manslaughter	Negligent Manslaughter	Justifiable Homicide	Human Trafficking Offenses	Commercial Sex Acts	Involuntary Servitude	Kidnapping / Abduction	Sex Offenses	Rape	Sodomy	Sexual Assault With an Object	Fondling	Sex, Offenses, Non-forcible	Incest	Statutory Rape
Agency Type: Non-metropolitan Parishes																					
Evangeline	263	257	28	172	57	1	1		0	0	0	0	1	3	0	0	0	2	1	0	1
Tensas	21	20	6	13	1	0	0		0	0	0	0	0	1	1	1	0	0	0	0	0

[*https://www.ucr.fbi.gov/nibrs](https://www.ucr.fbi.gov/nibrs)

Table 42: Louisiana Participating Agencies in Louisiana Incident Based Reporting System (LIBRS)
Non-metropolitan Parishes by Offense - Crimes Against Property

Agency Name	Arson	Bribery	Burglary / Breaking and Entering	Counterfeiting / Forgery	Destruction / Damage / Vandalism Property	Embezzlement	Extortion / Blackmail	Fraud Offenses	False Pretenses / Swindle / Confidence Game	Credit Card / Automated Teller Match Fraud	Impersonation	Welfare Fraud	Wire Fraud	Identity Theft	Hacking / Computer Invasion	Larceny / Theft Offenses	Pocket-picking	Purse-snatching	Shoplifting	Theft From Building	Theft From Coin Operated Machine or Device	Theft Motor Vehicle	Theft of Motor Vehicle Parts or Accessories	All Other Larceny	Motor Vehicle Theft	Robbery	Stolen Property Offenses
Agency Type: Non-metropolitan Parishes																											
Evangeline	0	0	119	1	149	0	0	9	0	4	5	0	0	0	0	352	0	0	1	0	0	9	0	342	1	1	0
Tensas	0	0	2	2	1	0	0	1	0	1	0	0	0	0	0	6	0	0	1	0	0	0	0	5	0	0	0

[*https://www.ucr.fbi.gov/nibrs](https://www.ucr.fbi.gov/nibrs)

Table 43: Louisiana Participating Agencies in Louisiana Incident Based Reporting System (LIBRS)
 Non-metropolitan Parishes by Offense - Crimes Against Society

Agency Name	Animal Cruelty	Drug / Narcotic Offenses	Drug / Narcotic Violations	Drug Equipment Violations	Gambling Wagering	Betting / Wagering	Operating / Promoting / Assisting Gambling	Gambling Equipment Violations	Sports Tampering	Pornography / Obscene Material	Prostitution Offenses	Prostitution	Assisting or Promoting Prostitution	Purchasing Prostitution
Agency Type: Non-metropolitan Parishes														
Evangeline	0	36	36	0	0	0	0	0	0	0	0	0	0	1
Tensas	0	12	10	2	0	0	0	0	0	0	0	0	0	1

[*https://www.ucr.fbi.gov/nibrs](https://www.ucr.fbi.gov/nibrs)

Part 3

Louisiana Hate Crime Statistics



Table 44: Louisiana Agencies Submitting Reports - Hate Crimes

Number of Participating Agencies	Population Covered	Percentage of Population Covered	Agencies Submitting Incident Reports	Total Number of Incidents Reported
139	3,560,451	79.90%	10	33

<https://www.ucr.fbi.gov>

Table 45: Louisiana Hate Crimes - Offenses by Crimes Against Persons and Property

Offense	Crimes Against Persons	Crimes Against Property
Murder and Non-negligent Manslaughter	0	
Rape (Revised Definition)	0	
Rape (Legacy Definition)	0	
Aggravated Assault	5	
Simple Assault	10	
Intimidation	7	
Other	0	
Robbery		0
Burglary		2
Larceny Theft		3
Motor Vehicle Theft		0
Arson		0
Destruction / Damage / Vandalism		4
Other		0
Crimes Against Society		2

<https://www.ucr.fbi.gov>

Table 46: Louisiana Hate Crimes - Incidents by Bias Motivation

Agency Type	Agency name	Population	Number of Incidents Per Bias Motivation						Number of Incidents Per Quarter			
			Race Ethnicity Ancestry	Religion	Sexual Orientation	Disability	Gender	Gender Identity	1st Quarter	2nd Quarter	3rd Quarter	4th Quarter
Cities	Baton Rouge	228,389	2	0	1	0	0	0	0	0	1	2
	New Orleans	397,208	3	2	1	0	0	0	3	1	0	1
	Thibodaux	14,588	1	0	0	0	0	0	0	0	1	0
	Westlake	4,626	1	0	0	0	0	0	1	0	0	0
TOTAL			7	2	2	0	0	0	4	1	2	3
Metropolitan Parishes	Bossier		1	0	1	0	0	0	1	0	1	0
	Caddo		0	1	0	0	0	0	0	0	0	1
	St. Charles		6	0	0	0	0	0	0	0	6	0
	St. John the Baptist		4	0	1	0	0	0	0	3	2	0
TOTAL			11	1	2	0	0	0	1	3	9	1
Non-metropolitan Parishes	Avoyelles		1	0	0	0	0	0	0	0	1	0
	Madison		1	0	0	0	0	0	0	0	1	0
TOTAL			2	0	0	0	0	0	0	0	2	0

<https://www.ucr.fbi.gov>

Part 4

Appendices



Appendix A ~ Definitions

Definition of Terms

Arrest: Arrest is the taking of a person into custody by law enforcement with the intention of seeking charges and recording the detention. Persons who are served a citation or a summons for committing an offense are counted as arrested. Juveniles taken into custody, counseled, and released without being charged are counted as arrested. Arrest data does not include traffic offenses with the exception of DWI.

Crime Rate: The number of Index Offenses reported within a specific geographic area, divided by the population of the area, produces a crime rate per capita statistic. This is then scaled to represent some standard population unit, such as the factor 100,000 utilized by the FBI in scaling their national and regional crime statistics. Thus, “Crime Rate Per Capita” multiplied by 100,000 produces the statistic commonly referred to as “Crime Per 100,000 Population” or more frequently, simply, “Crime Rate.” Single and multi-jurisdictional areas can then be compared to each other, without regard to population variation.

Index Crime: A term devised by the International Association of Chiefs of Police for use in their Uniform Crime Reporting Program. Recognizing the problem, among others, of coping with volume, they decided that only those criminal acts deemed most serious, most pervasive across the country, most likely to be reported and most frequently committed would be counted. Furthermore, they decided to include only criminal acts brought to the attention of police, whether or not there was an arrest. As a result, seven crimes were chosen and standardized definitions were created to assure uniformity. Those seven offenses were murder, rape, robbery, aggravated assault, burglary, larceny theft, and motor vehicle theft. Many years later the crime of arson was added.

LA-LEMIS (Louisiana Law Enforcement Management Information System): This is the RMS (Record Management System) software that Louisiana developed for agencies to use. It is LIBRS compliant and currently we have more agencies certified with this RMS software than any others.

LIBRS (Louisiana Incident Based Reporting System): LIBRS certified agencies are no longer required to generate and submit UCR paper reports. Their monthly LIBRS data submissions are converted to NIBRS specifications by the LIBRS computer system and submitted to the FBI electronically. LIBRS was certified by the FBI as NIBRS compliant in March 2003.

LUCR (Louisiana Uniform Crime Reporting Program). The LUCR program is comprised of the Summary UCR Unit, Louisiana Incident Based Reporting System (LIBRS) and the Louisiana Law Enforcement Management Information System (LA-LEMIS).

NIBRS (National Incident Based Reporting System): A redesign of UCR, NIBRS is the FBI's incident-based reporting system. It is an electronic data collection system modernizing crime information. A more detailed form of crime reporting, it incorporates information not captured by UCR regarding the circumstances involved in incidents. It includes more correlation between offenses, property, victims, offenders and arrestees and expands the crimes included to 22 categories. In order to submit NIBRS data, an agency's records management system must be compliant with LIBRS.

Offenses Reported: Sometimes referred to as a crime occurrence, this term refers to actual offenses reported or made known to law enforcement agencies. Offenses reported, but later determined to be "unfounded," are excluded from the final tabulation of crime statistics used by the FBI for publication in *Crime in the United States*. The final figures used are referred to as "Actual Offenses."

UCR (Uniform Crime Reporting): The Summary UCR unit is responsible for collecting crime statistics and performing quality assurance functions prior to forwarding the statistics to the FBI. Early stages of development for the Summary UCR program began in 1991, and by 1993 Louisiana's Program was certified by the Federal Bureau of Investigation.

Offense Definitions

Since the FBI began phasing in incident based reporting they found this was an appropriate time to make a few definitional changes. To help the reader make a comparisons between the UCR and LIBRS/NIBRS offenses, the definitions are sectioned by UCR and then LIBRS/NIBRS on the following pages.

Aggravated Assault:

An unlawful attack by one person upon another for the purpose of inflicting severe or aggravated bodily injury. This type of assault usually is accompanied by the use of a weapon or by means likely to produce death or great bodily harm. Simple assaults are excluded.

Arson:

Any willful or malicious burning or attempt to burn, with or without intent to defraud, a dwelling house, public building, motor vehicle or aircraft, personal property of another, etc. Arson statistics are not included in this table-building tool.

Burglary / Breaking and Entering:

The unlawful entry of a structure to commit a felony or a theft. Attempted forcible entry is included.

Murder and non-negligent manslaughter:

The willful (non-negligent) killing of one human being by another. Deaths caused by negligence, attempts to kill, assaults to kill, suicides, and accidental deaths are excluded. The program classifies justifiable homicides separately and limits the definition to: (1) the killing of a felon by a law enforcement officer in the willful line of duty; or (2) the killing of a felon, during the commission of a felony, by a private citizen.

Manslaughter by negligence:

The killing of another person through gross negligence. Deaths of persons due to their own negligence, accidental deaths not resulting from gross negligence, and traffic fatalities are not included in the category Manslaughter by negligence.

Larceny / Theft (except motor vehicle theft):

The unlawful taking, carrying, leading, or riding away of property from the possession or constructive possession of another. Examples are thefts of bicycles, motor vehicle parts and accessories, shoplifting, pocket picking, or the stealing of any property or article that is not taken by force and violence or by fraud. Attempted larcenies are included. Embezzlement, confidence games, forgery, check-fraud, etc., are excluded.

Motor Vehicle Theft:

The theft or attempted theft of a motor vehicle. A motor vehicle is self-propelled and runs on land surface and not on rails. Motorboats, construction equipment, airplanes, and farming equipment are specifically excluded from this category.

Non-violent Crime:

In UCR the crimes of burglary, larceny-theft, motor vehicle theft, and arson are referred to as Property Crimes. For this publication, they are referred to as non-violent crimes.

Robbery:

The taking, or attempting to take, anything of value from the care, custody, or control of a person or persons by force or threat of force or violence and/or by putting the victim in fear.

Forcible Rape / Legacy Rape:

The carnal knowledge of a female forcibly and against her will. Rapes by force and attempts or assaults to rape, regardless of the age of the victim, are included. Statutory offenses (no force used—victim under age of consent) are excluded.

Revised Rape:

Penetration, no matter how slight, of the vagina or anus with any body part or object, or oral penetration by a sex organ of another person, without the consent of the victim. Attempts or assault to commit rape are also included; however, statutory rape and incest are excluded. In December 2011, the UCR program changed its definition of SRS rape to this revised definition. This change can be seen in the UCR data starting in 2013. Any data reported under the older definition of rape will be called “legacy rape”.

*** Additional information on the definition change of “rape” can be found in Appendix B - Data Characteristics and Known Limitations. ***

LIBRS / NIBRS Definition

Assault Offenses:

An unlawful attack by one person upon another

Aggravated Assault:

An unlawful attack by one person upon another wherein the offender uses a weapon or displays it in a threatening manner, or the victim suffers obvious severe or aggravated bodily injury involving apparent broken bones, loss of teeth possible internal injury, severe laceration, or loss of consciousness. This also includes assault with disease (as in cases when the offender is aware that he/she is infected with a deadly disease and deliberately attempts to inflict the disease by biting, spitting, etc.).

Simple Assault:

An unlawful physical attack by one person upon another where neither the offender displays a weapon, nor the victim suffers obvious severe or aggravated bodily injury involving apparent broken bones, loss of teeth, possible internal injury, severe laceration, or loss of consciousness.

Intimidation:

To unlawfully place another person in reasonable fear of bodily harm through the use of threatening words and/or other conduct, but without displaying a weapon or subjecting the victim to actual physical attack.

Arson:

To unlawfully and intentionally damage, or attempt to damage, any real or personal property by fire or incendiary device.

Bad Checks:

Knowingly and intentionally writing and/or negotiating checks drawn against insufficient or nonexistent funds.

Bribery (Except Sports Bribery):

The offering, giving, receiving, or soliciting of anything of value (i.e., a bribe, gratuity, or kickback) to sway the judgment or action of a person in a position of trust or influence.

Burglary / Breaking and Entering:

The unlawful entry into a building or other structure with the intent to commit a felony or a theft.

Counterfeiting / Forgery:

The altering, copying, or imitation of something, without authority or right, with the intent to deceive or defraud by passing the copy or thing altered or imitated as that which is original or genuine; or the selling, buying, or possession of an altered, copied, or imitated thing with the intent to deceive or defraud.

Curfew / Loitering / Vagrancy Violations:

The violation of a court order, regulation, ordinance, or law requiring the withdrawal of persons from the streets or other specified areas; prohibiting persons from remaining in an area or place in an idle or aimless manner; or prohibiting persons from going from place to place without visible means of support.

Destruction / Damage / Vandalism of Property (Except Arson):

To willfully or maliciously destroy, damage, deface, or otherwise injure real or personal property without the consent of the owner or the person having custody or control of it.

Disorderly Conduct:

Any behavior that tends to disturb the public or decorum, scandalizes the community, or shock the public sense of morality.

Driving Under the Influence:

Driving or operating a motor vehicle or common carrier while mentally or physically impaired as the result of consuming an alcoholic beverage or using a drug or narcotic.

Drug / Narcotic Offenses (Except Driving Under the Influence):

The violation of laws prohibiting the production, distribution, and/or use of certain controlled substances and the equipment or devices utilized in their preparation and/or use.

Drug / Narcotic Violations:

The unlawful cultivation, manufacture, distribution, sale, purchase, use, possession, transportation, or importation of any controlled drug or narcotic substance.

Drug Equipment Violations:

The unlawful manufacture, sale, purchase, possession, or transportation of equipment or devices utilized in preparing and/or using drugs or narcotics.

Drunkenness (Except Driving Under the Influence):

To drink alcoholic beverages to the extent that one's mental faculties and physical coordination are substantially impaired.

Embezzlement:

The unlawful misappropriation by an offender to his/her own use or purpose of money, property, or some other thing of value entrusted to his/her care, custody, or control.

Extortion / Blackmail:

To unlawfully obtain money, property, or any other thing of value, either tangible or intangible, through the use or threat of force, misuse of authority, threat of criminal prosecution, threat of destruction of reputation or social standing, or through other coercive means.

Family Offenses, Non-violent:

Unlawful, nonviolent acts by a family member (or legal guardian) that threaten the physical, mental, or economic well-being or morals of another family member and that are not classifiable as other offenses, such as Assault, Incest, Statutory Rape, etc.

Fraud Offenses (Except Counterfeiting / Forgery and Bad Checks:

The intentional perversion of the truth for the purpose of inducing another person, or other entity, in reliance upon it to part with something of value or to surrender a legal right

False Pretenses / Swindle / Confident Game:

The intentional misrepresentation of existing fact or condition, or the use of some other deceptive scheme or device, to obtain money, goods, or other things of value.

Credit Card / Automated Teller Machine Fraud:

The unlawful use of a credit (or debit) card or automated teller machine for fraudulent purposes.

Impersonation:

Falsely representing one's identity or position, and acting in the character or position thus unlawfully assumed, to deceive others and thereby gain a profit or advantage, enjoy some right or privilege, or subject another person or entity to an expense, charge, or liability which would not have otherwise been incurred.

Welfare Fraud:

The use of deceitful statements, practices, or devices to unlawfully obtain welfare benefits.

Wire Fraud:

The use of an electric or electronic communications facility to intentionally transmit a false and/or deceptive message in furtherance of a fraudulent activity.

Grambling Offenses:

To unlawfully bet or wager money or something else of value; assist, promote, or operate a game of chance for money or some other stake; possess or transmit wagering information; manufacture, sell, purchase, possess, or transport gambling equipment, devices or goods; or tamper with the outcome of a sporting event or contest to gain a gambling advantage.

Betting / Wagering:

To unlawfully stake money or something else of value on the happening of an uncertain event or on the ascertainment of a fact in dispute.

Operating / Promoting / Assisting Gambling:

To unlawfully operate, promote, or assist in the operation of a game of chance, lottery, or other gambling activity.

Gambling Equipment Violations:

To unlawfully manufacture, sell, buy, possess, or transport equipment, devices, and/or goods used for gambling purposes.

Sports Tampering:

To unlawfully alter, meddle in, or otherwise interfere with a sporting contest or event for the purpose of gaining a gambling advantage.

Homicide Offenses:

The killing of one human being by another.

Murder and Non-negligent Manslaughter:

The willful (non-negligent) killing of one human being by another.

Negligent Manslaughter:

The killing of another person through negligence.

Justifiable Homicide:

The killing of a perpetrator of a serious criminal offense by a peace officer in the line of duty, or the killing, during the commission of a serious criminal offense, of the perpetrator by a private individual.

Human Trafficking Offenses:

The inducement of a person to perform a commercial sex act, or labor, or services, through force, fraud, or coercion.

Human Trafficking, Commercial Sex Acts:

Inducing a person by force, fraud, or coercion to participate in commercial sex acts, or in which the person induced to perform such act(s) has not attained 18 years of age.

Human Trafficking, Involuntary Servitude:

The obtaining of a person(s) through recruitment, harboring, transportation, or provision, and subjecting such persons to force, fraud, or coercion into voluntary servitude, peonage, debt bondage, or slavery (not to include commercial sex acts).

Kidnapping / Abduction:

The unlawful seizure, transportation, and/or detention of a person against his/her will, or of a minor without the consent of his/her custodial parent(s) or legal guardian.

Larceny / Theft Offenses:

The unlawful taking, carrying, leading, or riding away of property from the possession, or constructive possession, of another person.

Pocket-picking:

The theft of articles from another person's physical possession by stealth where the victim usually does not become immediately aware of the theft.

Purse-snatching:

The grabbing or snatching of a purse, handbag, etc., from the physical possession of another person.

Shoplifting:

The theft, by someone other than an employee of the victim, of goods or merchandise exposed for sale.

Theft from Building:

A theft from within a building which is either open to the general public or where the offender has legal access.

Theft from Coin-Operated Machine or Device:

A theft from a machine or device which is operated or activated by the use of coins.

Theft from Motor Vehicle (Except Theft of Motor Vehicle Parts or Accessories):

The theft of articles from a motor vehicle, whether locked or unlocked.

Theft of Motor Vehicle Parts or Accessories:

The theft of any part or accessory affixed to the interior or exterior of a motor vehicle in a manner which would make the item an attachment of the vehicle, or necessary for its operation.

All Other Larceny:

All thefts which do not fit any of the definitions of the specific subcategories of Larceny/Theft listed above.

Liquor Law Violations (Except Driving Under the Influence and Drunkenness):

The violation of laws or ordinances prohibiting the manufacture, sale, purchase, transportation, possession, or use of alcoholic beverages.

Motor Vehicle Theft:

The theft of a motor vehicle.

Peeping Tom:

To secretly look through a window, doorway, keyhole, or other aperture for the purpose of voyeurism.

Pornography / Obscene Material:

The violation of laws or ordinances prohibiting the manufacture, publishing, sale, purchase, or possession of sexually explicit material, e.g., literature, photographs, etc.

Prostitution Offenses:

To unlawfully engage in or promote sexual activities for anything of value.

Prostitution:

To engage in commercial sex acts for anything of value.

Assisting or Promoting Prostitution:

To solicit customers or transport persons for prostitution purposes; to own, manage, or operate a dwelling or other establishment for the purpose of providing a place where prostitution is performed; or to otherwise assist or promote prostitution.

Purchasing Prostitution:

To purchase or trade anything of value for commercial sex acts.

Robbery:

The taking, or attempting to take, anything of value under confrontational circumstances from the control, custody, or care of another person by force or threat of force or violence and/or by putting the victim in fear of immediate harm.

Runaway:

A person under 18 years of age who has left home without permission of his/her parent(s) or legal guardian.

Sex Offenses:

Any sexual act directed against another person, without the consent of the victim, including instances where the victim is incapable of giving.

Rape (Except Statutory Rape):

The carnal knowledge of a person, without the consent of the victim, including instances where the victim is incapable of giving consent because of his/her age or because of his/her temporary or permanent mental or physical incapacity.

Sodomy:

Oral or anal sexual intercourse with another person, without the consent of the victim, including instances where the victim is incapable of giving consent because of his/her age or because of his/her temporary or permanent mental or physical incapacity.

Sexual Assault with an Object:

To use an object or instrument to unlawfully penetrate, however slightly, the genital or anal opening of the body of another person, without the consent of the victim, including instances where the victim is incapable of giving consent because of his/her age or because of his/her temporary or permanent mental or physical incapacity.

Fondling:

The touching of the private body parts of another person for the purpose of sexual gratification without the consent of the victim, including instances where the victim is incapable of giving consent because of his/her age or because of his/her temporary or permanent mental or physical incapacity.

Sex Offenses, Non-forcible (Except Prostitution Offenses):

Unlawful, non-forcible sexual intercourse.

Incest:

Non-forcible sexual intercourse between persons who are related to each other within the degrees wherein marriage is prohibited by law.

Statutory Rape:

Non-forcible sexual intercourse with a person who is under the statutory age of consent.

Stolen Property Offenses:

Receiving, buying, selling, possessing, concealing, or transporting any property with the knowledge that it has been unlawfully taken, as by Burglary, Embezzlement, Fraud, Larceny, Robbery, etc.

Trespass of Real Property:

To unlawfully enter land, a dwelling or other real property.

Violent Crime:

The crimes of murder and non-negligent manslaughter, forcible rape, robbery and aggravated assault. According to UCR definitions, violent crimes involve force or threat of force.

Weapon Law Violations:

The violation of laws or ordinances prohibiting the manufacture, sale, purchase, transportation, possession, concealment, or use of firearms, cutting instruments, explosives, incendiary devices, or other deadly weapons.

Appendix B - Data Characteristics and Known Limitations

Uniform Crime Reporting Data Characteristics

Agencies are expected to count all offenses reported to them using the national definitions, disregarding state or local statutes. Because these statistics are meant to assist law enforcement in identifying the crime problem, the decision of a prosecutor, or the findings of a court, coroner, or jury are not taken into consideration in counting offenses. Previously reported criminal offenses that have been determined through investigation to be unfounded or false are eliminated from an agency's count. The number of actual offenses known (the final figure used for statistical purposes) counts all offenses regardless if anyone is arrested for the crime, stolen property is recovered, or prosecution is undertaken.

In addition, the Summary UCR Program uses the Hierarchy Rule. In this system, the Part I offenses are ranked in a specific order. In multiple-offense situations, the rule requires counting only the highest offense on the list of Part I offenses and ignoring all other offenses. Justifiable homicide, motor vehicle theft, human trafficking, and arson are exceptions to the rule.

Data is collected on arrests for all crimes with the exception of traffic violations. The age, race, and sex of offenders are recorded for both adults and juveniles. Because identities of individuals are not involved, confidentiality laws pertaining to juveniles do not preclude their inclusion in the statistical count.

Jurisdictional guidelines were developed to prevent duplication in reporting and to accurately depict the nature and volume of crime in a community. They were not intended to indicate which agency claims or takes credit for an investigation or arrest. The guidelines, simplified, state that police report offenses within their city jurisdiction and sheriffs' report those offenses outside the city jurisdiction. Agencies count arrests for offenses committed and recovery of property for items reported stolen within their jurisdiction.

Limitations of Rankings and Factors Affecting Crime Rate

UCR data are sometimes used to compile rankings of individual jurisdictions and institutions of higher learning. These incomplete analyses have often created misleading perceptions, which adversely affect geographic entities and their residents.

Data users should not rank locales because there are many factors that cause the nature and type of crime to vary from place to place. UCR statistics include only jurisdictional population figures along with reported crime, clearance, or arrest data. Rankings ignore the uniqueness of each locale.

Some factors that are known to affect the volume and type of crime occurring from place to place are:

- Population density and degree of urbanization.
- Variations in composition of the population, particularly youth concentration.
- Stability of the population with respect to residents' mobility, commuting patterns, and transient factors.
- Economic conditions, including median income, poverty level, and job availability.
- Modes of transportation and highway systems.
- Cultural factors and educational, recreational, and religious characteristics.
- Family conditions with respect to divorce and family cohesiveness.
- Climate.
- Effective strength of law enforcement agencies.
- Administrative and investigative emphasis on law enforcement.
- Policies of other components of the criminal justice system (i.e., prosecutorial, judicial, correctional, and probational).
- Citizens' attitudes toward crime.
- Crime reporting practices of the citizenry.

Obvious difficulties in the identification, documentation, and measurement of these factors; however, precluded their application in this report. Those factors presented were listed to affirm their existence within the parish and community and to provide a base for consideration in the evaluation of that community's crime experience. Data should not be used to calculate the effectiveness of law enforcement agencies in Louisiana.

Census Data

The data included shows reported crime statistics in the state, and is reflective of the 2016 Census Survey, which shows a population of 4,670,724.

Source: <https://www.census.gov/quickfacts/table/PSTO45215/22>.

Revised Rape

In December 2011, FBI Director Robert S. Mueller, III, approved revisions to the UCR Program's definition of rape: "Penetration, no matter how slight, of the vagina or anus with any body part or object, or oral penetration by a sex organ of another person, without the consent of the victim." The revised definition is the collaborative effort of the FBI's CJIS Advisory Policy Board (APB), which is made up of representatives from all facets of law enforcement, and staff from the FBI UCR Program with input from the Department of Justice's Office of Violence Against Women, the International Association of Chiefs of Police, the Major County Sheriff's Association, the Major City Chiefs, the National Sheriffs' Association, the Police Executive Research Forum, and victim advocacy groups, such as the Women's Law Project.

Proponents of the new definition and term omission say that the changes broaden the scope of the previously narrow definitions by capturing gender neutrality, the penetration of any bodily orifice, penetration by any object or body part, and offenses in which physical force is not involved. Now instances in which offenders use drugs or alcohol on victims who know them or offenders who sodomize victims of the same gender will be counted as rape for statistical purposes.

Since the FBI began collecting data using the new definition of rape in January 2013, program officials expect that the number of reported rapes will rise. According to David Cuthbertson, FBI Assistant Director of the CJIS Division, "As we implement this change, the FBI is confident that the number of victims of this heinous crime will be more accurately reflected in national crime statistics."

In Spring 2016, FBI Director James B. Comey approved the recommendation of the FBI Criminal Justice Information Services (CJIS) Advisory Policy Board, to discontinue the reporting of historical rape data to the UCR Program by January 2017.

Violent Crime Data

The violent crime figures include the offenses of murder, rape (revised definition), robbery, and aggravated assault.

Homicide Data

Homicide (murder and non-negligent manslaughter) is the willful, non-negligent killing of one human being by another. The classification of this offense is based solely on police investigation as opposed to the determination of a court, medical examiner, coroner, jury, or other judicial body. Not included in the count for this offense classification are deaths caused by negligence, suicide, accident, justifiable homicides, and attempts to murder or assault to murder, which are scored as aggravated assaults. In addition, it is possible that some homicide investigations are still in progress and this could affect these figures.

- Type of Weapon Used During Murder, Robbery, and Aggravated Assault Data
- Homicide data in some cases does not include weapons used for all homicides reported
- The data for robberies and aggravated assaults includes only the offenses for which breakdowns were received for twelve months

Number of agencies reporting robbery data:

Year	Agency Count	Population
2014	171	3,958,290
2015	191	4,353,824

Law Enforcement Officers and Employees Data

Only law enforcement agencies that submitted 12 months of data to the FBI are included.

Officers Feloniously Killed and Assaulted Data

When reviewing the tables, charts, and summaries presented in this publication, readers should be aware of certain features of the Law Enforcement Officers Killed and Assaulted (LEOKA) data collection process that could affect their interpretation of the information.

- The data in the tables and charts reflect the number of victim officers, not the number of incidents or weapons used.
- The UCR Program considers any parts of the body that can be used as weapons (such as hands, fists, or feet) to be personal weapons and designates them as such in its data.
- Law enforcement agencies use a different methodology for collecting and reporting data about officers who were killed than the methodology used for those who were assaulted. As a result, information about officers killed and information about officers assaulted reside in two separate databases, and the data are not comparable.
- Because the information in the tables of this publication is updated each year, *the FBI cautions readers against making comparisons between the data in this publication and those in prior editions.*

University and College Data

Student Enrollment Figures: The student enrollment figures provided by the United States Department of Education are provided for the 2016 school year, the most recent available. The enrollment figures include full-time and part-time students.

Cautions should be exercised in making any intercampus comparisons or ranking schools because university/college crime statistics are affected by a variety of factors. These include demographic characteristics of the surrounding community, ratio of male to female students, number of on-campus residents, accessibility of the campus to outside visitors, size of enrollment, etc.

Louisiana Incident Based Reporting System (LIBRS) Data

Population figures are published only for the cities.

The figures listed for the universities and colleges are student enrollment and were provided by the United States Department of Education for the 2016 school year, the most recent available. The enrollment figures include full-time and part-time students.

Appendix C - Computational Formulas

Crime Rate:

A crime rate describes the number of crimes reported to law enforcement agencies per 100,000 total population. A crime rate is calculated by dividing the number of reported crimes by the total population; the result is multiplied by 100,000.

$$\text{Crime Rate} = \text{Number of Offenses} / \text{Population} \times 100,000$$

Example: What is the crime rate for a parish with 988 number of offenses and a 14,311 population?

$$\frac{988}{14,311} \frac{\text{Number of Offenses}}{\text{Population}} = .069038 \times 100,000 = 6903.8$$

$$.069038 / 100,000 = .07 \quad \text{Crime Rate per inhabitants for a 100,000 population}$$

Crime Trend:

A crime trend shows the extent to which crime increased or decreased. This is done by comparing a period of the current year with the same period of a previous year.

$$\text{Crime Trend} = \text{Current Year Offenses} - \text{Previous Year Offenses} / \text{Previous Year Offenses} \times 100$$

Example: What is the crime trend for a parish with 513 current year offenses and 264 previous year offenses?

$$513 - 264 = 249 / 264 = .943 \times 100 = 94\%$$

Current Year Offense	-	264	=	249	/	264	=	.943	x	100	=	94%
												Crime Trend

Appendix D – Additional Information on Crime Reporting Programs

Federal Bureau of Investigation (FBI's) Uniform Crime Reporting (UCR) Program

Since 1930, the FBI's Uniform Crime Reporting Program has been collecting crime data from participating states, either from the individual agencies within the states or directly from state programs. Crime data is made available to the public in the FBI's annual publications, *Crime in the United States*, *Law Enforcement Officers Killed and Assaulted*, and *Hate Crime Statistics*. These statistics are also available at www.fbi.gov/ucr/ucr.htm.

Louisiana's Uniform Crime Reporting (UCR) Program

In the legislative session of 1991, House Bill 1176 passed both the House and the Senate to become Act 509 creating Louisiana Revised Statute 15:1204.2. This law created and allows for the establishment of a uniform crime reporting system in Louisiana. The Summary Uniform Crime Reporting System was the first of three components to be established. Following it, development of the Louisiana Incident Based Reporting System and the Louisiana Law Enforcement Management Information System began.

The Louisiana Uniform Crime Reporting Program staff established the Summary UCR program in 1991. In September 1993, a formal request for certification was made to the FBI. In October 1993, the FBI certified the Louisiana Summary UCR program. To maintain this certification the LUCR staff must ensure the following:

1. The program must conform to national UCR Program standards, definitions, and information requirements.
2. The program must be statewide, proven, and effective and must have instituted acceptable quality control procedures.
3. Coverage within the state by the program must be: at least, equal to the attained by the national program direct reporting.
4. The program must have adequate field staff assigned to conduct audits and to assist contributing agencies in record keeping practices and crime reporting procedures.
5. The program must furnish to the FBI all of the detailed data regularly collected by the FBI in the form of duplicate returns, computer printouts, and / or magnetic tapes.
6. The program must have the proven capability (tested over a period of time) to supply all of the statistical data required in time to meet national UCR Program publication deadlines.

In 2016, there are numerous law enforcement agencies currently participating in submitting UCR data to the FBI. Special effort has been placed on obtaining data from the state's Standard Metropolitan Statistical Areas (SMSA's). Currently, all of the agencies within the state's SMSA's are reporting.

The LUCR staff continues to fulfill its responsibilities in connection with the program by quality assuring agency reports electronically submitted to the LCLE monthly for both completeness and quality. Each report submitted is examined thoroughly for arithmetical accuracy and for deviations, which may indicate errors. To ensure quality, the field staff maintains constant contact with the individual contributors. Minor errors are corrected by telephone, email or by remote access between the field agent and the agency. Site visits are conducted regularly and the field staff is "on call" at any time to give technical assistance to agencies in need. The personal contacts are invaluable to the accuracy and quality of reporting and are a vital link between the Summary UCR program and the contributors.

Periodic seminars are conducted in key areas of the state as an effort to ensure data quality and to encourage reporting. Seminar instruction includes basic information necessary to begin reporting such as classifying and scoring crimes using UCR crime definitions and preparing all the forms. In addition to seminars, "one-on-one" training sessions are conducted by field staff as needed.

Appendix E - Louisiana Uniform Crime Reporting (UCR) Program Contact Information

Louisiana Commission on Law Enforcement

Summary UCR Program	
North Region	(225) 342-1869
Southwest Region	(225) 342-1859
Southeast Region	(225) 342-1869
Crime Victims Reparations	1-888-6-VICTIM
	1-888-684-2846
Local Calls in Baton Rouge	225-342-1749
LAVNS (Victims Notification System)	1-866-LAVNS-4-U
	1-866-528-6748
LAVNS Administrative Line	(225) 342-1608
LEMIS Program	(225) 342-1888
LIBRS Program	(225) 342-1809
Louisiana Sentencing Commission	(225) 342-1867
POST (Peace Officers Standards Training)	(225) 342-1530
Policy Planning	(225) 342-1867
Statistical Analysis Center (SAC)	(225) 342-1867

FAX NUMBERS

Executive Office and Human Resources	(225) 342-1847
Policy Planning / SAC / UCR / LIBRS / LEMIS	(225) 342-1824
Grants	(225) 342-1846
POST / CVR	(225) 342-1672

EMAILS

Email Addresses for LCLE Employees ~ FIRSTNAME.LASTNAME@LCLE.LA.GOV

For additional information on this report, please contact:
Louisiana Commission on Law Enforcement and Administration of Criminal Justice

*P.O. Box 3133
602 North 5th Street
Baton Rouge, LA 70821*

*Ms. Fredia Dunn
225-342-1867
Fredia.Dunn@lcle.la.gov*

or

*Ms. Kimberly Lax
225-342-1709
Kimberly.lax@lcle.la.gov*