



ANTISEMITIC INCIDENTS

January–June 2018

EXECUTIVE SUMMARY

- CST recorded **727 antisemitic incidents** across the UK in the first six months of 2018, which is **the second-highest total CST has ever recorded in the January-June period** of any year. It is a **fall of eight per cent** from the 786 antisemitic incidents recorded in the first six months of 2017, which was the highest total CST has ever recorded for the January-June period and was part of a record annual total of 1,414 antisemitic incidents during the whole calendar year of 2017.
- CST recorded **over 100 antisemitic incidents in every one of the six months from January to June 2018**. This continues a pattern of historically high monthly totals exceeding 100 antisemitic incidents in all but two months since April 2016. This is unprecedented: for comparison, CST only recorded monthly totals above 100 incidents on six occasions in the preceding decade, from 2006 to 2015.
- The two highest monthly totals in the first half of 2018 came in April and May, which saw 139 and 160 antisemitic incidents respectively. The 160 antisemitic incidents recorded by CST in May is the highest monthly total CST has recorded since August 2014, when Israel and Hamas last fought a sustained conflict over Gaza, and is the fourth-highest monthly total CST has ever recorded. It is likely that the **higher monthly totals in April and May 2018 were partly caused by reactions to political events in the UK and overseas**, involving the Labour Party and violence on the border of Israel and Gaza, in those months.
- The issue of antisemitism in the Labour Party attained significant and sustained media and political attention from late March and into April. **CST recorded 34 antisemitic incidents in the first six months of 2018 that included explicit reference to the Labour Party**,

Antisemitic graffiti reading 'Jews kill children', Leicester, May



of which none occurred in January and February but 20 were recorded in March and April.

- In April and May, several Palestinians were killed in repeated violence connected to protests at the border between Israel and Gaza. This peaked on 14th May when 62 Palestinians, many of whom were later reported to have been Hamas members, were killed by the Israeli army. Overall, **CST recorded 77 antisemitic incidents in the first half of 2018 that showed anti-Israel motivation alongside antisemitism**, compared to 49 during the same period in 2017. Of the 77 antisemitic incidents of this type in the first half of 2018, 63 occurred in April, May and June but only 14 took place in the first three months of the year, before this violence began.
- While these events may help to explain the higher monthly totals in April and May, they cannot also explain the relatively high monthly totals in January, February and March, or the historically high monthly totals CST has recorded since April 2016. Rather than being linked to specific trigger events, **this sustained high level of antisemitic incidents suggests a longer-term phenomenon** in which people with antisemitic attitudes appear to be more confident to express their views; while incident victims and reporters may be more motivated to report the antisemitism they experience or encounter.
- CST recorded **59 incidents in the category of Assault** during the first six months of 2018, a 26 per cent decrease from the 80 incidents in the category of Assault recorded in the first half of 2017. None of the 59 antisemitic assaults recorded in the first six months of 2018 were serious enough to be classified as Extreme Violence, which would involve an incident that constituted grievous bodily harm (GBH) or posed a threat to life, but at least three left the victims requiring hospital treatment.
- CST recorded **163 antisemitic incidents that involved social media** in the first six months of 2018, comprising 22 per cent of the overall total of 727 incidents. This was an increase on the 145 incidents involving social media that CST recorded in the first six months of 2017 (18 per cent of the total for the first half of that year). These totals are only indicative, as the actual amount of antisemitic content that is generated and disseminated on social media is much larger. In some cases, social media has been used as a tool for coordinated campaigns of antisemitic harassment, threats and abuse directed at Jewish public figures and other individuals.
- **Seventy-five per cent of the 727 antisemitic incidents recorded by CST in the first six months of 2018 were recorded in the main Jewish centres of Greater London and Greater Manchester.** CST recorded 419 antisemitic incidents in Greater London, a fall of two per cent from the 427 incidents recorded in Greater London during the same period in 2017. In Greater Manchester CST recorded 124 antisemitic incidents, a fall of 17 per cent from the 149 antisemitic incidents that were recorded in Manchester during the same period in 2017.
- In addition to the 727 antisemitic incidents recorded in the first half of 2018 by CST, **a further 340 potential incidents were reported to CST, but, on investigation, appeared not to show evidence of antisemitic motivation or targeting** and therefore are not included in the statistics in this report.

Cover image: Antisemitic graffiti reading 'Adolf Hitler was right', on a fence in Merseyside, February

ANTISEMITIC INCIDENT NUMBERS

CST recorded 727 antisemitic incidents across the United Kingdom in the first six months of 2018, which is the second-highest total CST has ever recorded in the January-June period of any year.

This is a decrease of eight per cent from the 786 antisemitic incidents recorded in the first six months of 2017, which was the highest total CST has ever recorded for this period and was part of a record annual total of 1,414 antisemitic incidents during the whole calendar year of 2017. It continues the sustained period of historically high incident totals recorded by CST over the past two years. CST recorded 608 antisemitic incidents in the first six months of 2016, 501 in the first half of 2015, 310 in the first half of 2014 and 223 in the first six months of 2013. CST has recorded antisemitic incidents in the UK since 1984.¹

In addition to the 727 antisemitic incidents recorded in the first half of 2018 by CST, a further 340 potential incidents were reported to CST, but, on investigation, appeared not to show evidence of antisemitic motivation or targeting. These potential incidents, therefore, were not classified as antisemitic and are not included in the statistics contained in this report. Many of these rejected incidents, comprising 32 per cent of the total number of 1,067 potential incidents reported to CST, involved possible hostile reconnaissance or suspicious behaviour near to Jewish locations; non-antisemitic crime affecting Jewish property or people; or anti-Israel activity that did not involve antisemitic language, imagery or targeting.

Most of these 1,067 potential incidents required investigation or a security-related response by CST staff or volunteers, irrespective of whether or not they subsequently appeared to be antisemitic.

Jan–Jun 2018 monthly incident totals

JAN	101
FEB	103
MAR	108
APR	139
MAY	160
JUN	116

CST recorded over 100 antisemitic incidents in every one of the six months from January to June 2018. This continues a pattern of monthly totals exceeding 100 antisemitic incidents in all but two months since April 2016. This is unprecedented: for comparison, CST only recorded monthly totals above 100 incidents on six occasions in the preceding decade, from 2006 to 2015. The two highest monthly totals in the first half of 2018 came in April and May, which saw 139 and 160 antisemitic incidents respectively. In the past, high antisemitic incident totals have been associated with reactions to specific trigger events that lead to identifiable, short-term spikes in antisemitic activity and, potentially, increases in reporting. It is likely that the higher monthly totals for April and May reflect this dynamic as having occurred in 2018, due to events both in Britain and overseas. In Britain in late March, it was reported that Labour Party leader Jeremy Corbyn had appeared to support the creator of an allegedly antisemitic mural in London in 2012. This led to the Jewish community's main leadership bodies holding a demonstration outside Parliament to protest about alleged antisemitism in the Labour Party, and to sustained political and media discussion about the issue of antisemitism. CST recorded 34 antisemitic incidents in the first

1. The incident totals for past years and months in this document may differ from those previously published by CST, due to the late reporting of some incidents to CST by incident victims, witnesses or other sources.

six months of 2018 that included explicit reference to these events in the Labour Party, of which 20 occurred in March and April; whereas there were no incidents relating to the Labour Party recorded by CST in January and February 2018.

Also in April, and particularly in May, several Palestinians were killed in violence connected to protests at the border between Israel and Gaza. This peaked on 14th May when 62 Palestinians, many of whom were later reported to have been Hamas members, were killed by the Israeli army. This received widespread media coverage and political attention in Britain, and might provide one explanation why May saw the highest monthly incident total in the first half of 2018. The 160 antisemitic incidents recorded by CST in May is the highest monthly total CST has recorded since August 2014, when Israel and Hamas last fought a sustained conflict over Gaza, and is the fourth-highest monthly total CST has ever recorded. Overall, CST recorded 77 antisemitic incidents in the first half of 2018 that showed anti-Israel motivation alongside antisemitism, compared to 49 during the same period in 2017. Of the 77 antisemitic incidents of this type in the first half of 2018, 63 occurred in April, May and June and only 14 in the first three months of the year.

While these events may help to explain the higher monthly totals in April and May, they cannot also explain the relatively high monthly totals in January, February and March, or the historically high monthly totals CST has recorded since April 2016. Rather than being linked to specific, temporary trigger events, the fact this high level of antisemitic incidents has been sustained for so long suggests a longer-term phenomenon in which people with antisemitic attitudes appear to be more confident to express their views; while incident victims and reporters may be more motivated to report the antisemitism they experience or encounter.

Social media has become an essential tool for those who wish to harass, abuse and threaten Jewish public figures and institutions, or who simply want to broadcast their antisemitic views. CST recorded 163 antisemitic incidents that involved social media in the first six months of 2018, comprising 22 per cent of the overall total of 727 incidents. This was an increase on the 145 incidents involving social media that CST recorded in the first six months of 2017 (18 per cent of the total for the first half of that year). These totals are only indicative, as the actual amount of antisemitic content that is generated and disseminated on social media is much larger. Targeted campaigns directed at individual victims can sometimes involve dozens of social media accounts sending hundreds or even thousands of tweets, images or posts, using material that is created centrally, usually on neo-Nazi websites. In such cases, CST may record each specific targeted campaign as a single incident, even though it involves hundreds of tweets or posts, because to record each separate piece of antisemitic content as a separate incident would be administratively crippling and would cause such extreme variations in CST's overall incident totals as to obstruct clear analysis of other, offline antisemitic incidents.

There may be a correlation between the extent of antisemitism on social media and the increase in the kinds of politically-motivated antisemitic incidents recorded by CST in April and May. The number of incidents on social media recorded by CST in the second quarter of 2018 was roughly double the number recorded in the first three months of the year. Antisemitic incidents relating to the Labour Party, or motivated by anti-Israel hostility, also increased during the second quarter of 2018. However, the number of incidents recorded by CST that involved verbal abuse – which is more likely to reflect street-level anti-social behaviour rather than being politically motivated – only increased by 23 per cent over the same period.

INCIDENT CATEGORIES²

CST recorded 59 antisemitic assaults in the first six months of 2018, a 26 per cent decrease from the 80 assaults recorded in the first half of 2017. None of the 59 antisemitic assaults recorded in the first six months of 2018 were serious enough to be classified as Extreme Violence, which would involve an incident that constituted grievous bodily harm (GBH) or posed a threat to life. There were 45 antisemitic assaults recorded by CST in the first six months of 2016, with no incidents being classified as Extreme Violence; and 47 antisemitic assaults in the first half of 2015, of which two were classified as Extreme Violence. The 59 antisemitic assaults recorded during the first half of 2018 comprised eight per cent of the overall total of 727 incidents. One of the incidents of antisemitic assault recorded in the first six months of 2018 involved the use of a knife, 13 involved stones, bricks, bottles or other objects being thrown, 39 involved antisemitic verbal abuse as well as violence and at least three incidents resulted in the victims needing to attend hospital.

There were 43 incidents of Damage & Desecration of Jewish property recorded by CST in the first six months of 2018, a fall of 20 per cent from the 54 incidents of this type recorded in the first half of 2017. There were 32 incidents recorded in this category

in the first six months of 2016 and 36 in the first half of 2015. Three of the incidents in this category in the first half of 2018 involved the desecration of Jewish gravestones, eight affected synagogue buildings and 18 happened at people's homes. All involved some element of antisemitic targeting, language or imagery in order to be recorded as antisemitic by CST.

CST recorded 53 direct antisemitic threats (categorised as Threats) during the first half of 2018, a fall of nine per cent from the 58 incidents of this type recorded during the first six months of 2017. There were 48 incidents recorded in this category in the first half of 2016 and 39 in the first half of 2015. Thirty-six of the threats in the first six months of 2018 involved verbal abuse from offender to victim, of which 14 involved direct, face-to-face threats, and in three incidents the victim was threatened with a knife. Four direct threats were recorded as having taken place on social media.

There were 544 antisemitic incidents reported to CST in the category of Abusive Behaviour in the first half of 2018, a decrease of seven per cent from the 582 incidents of this type recorded during the first six months of 2017. This category includes a wide range of antisemitic incident types, including antisemitic graffiti on non-Jewish property, one-off hate mail, antisemitic verbal abuse and those social media incidents that do not involve direct threats. There were 473 incidents of Abusive Behaviour recorded in the first half of 2016 and 374 in the first half of 2015. The 544 antisemitic incidents of this type recorded in the first six months of 2018 is the second-highest total CST has ever recorded in this category for the January–June period (the highest was in 2017). One hundred and fifty-nine of the 544 antisemitic incidents recorded in this category took place on social media; 240



2. A full explanation of CST's antisemitic incident categories can be found in the leaflet "Categories of Antisemitic Incidents", available on CST's website at www.cst.org.uk.

involved verbal abuse; 72 involved antisemitic graffiti on non-Jewish property; 18 were cases of hate mail; and 24 involved email.

CST recorded 28 incidents of mass-produced or mass-emailed antisemitic literature, categorised as Literature (as opposed to one-off cases of hate mail, which are classified as Abusive Behaviour), during the first six months of 2018. This is a 133 per cent increase from the 12 incidents recorded in this category in the first half of 2017, and is the second-highest total CST has ever recorded in this category in the January to June period. There were ten incidents of antisemitic literature reported to CST in the first six months of 2016 and five in the first half of 2015. Twenty-four of the incidents of mass-mailed antisemitic literature recorded in the first six months of 2018 involved paper hate mail and three involved a mass email. Sixteen of the 28 incidents recorded in this category during the first six months of 2018 were related to multiple, repeated distributions of the same antisemitic leaflet, probably by the same offender, to Jewish households across north and west London.

CASE STUDY

11-year-old verbally abused and assaulted, Sussex

An 11-year-old boy experienced antisemitic verbal abuse before being assaulted in Sussex.

A schoolchild was abused by fellow pupils in his year and the year above, in and near school, on a number of occasions. The children referred to the Nazi regime and its atrocities in order to taunt the boy.

The verbal abuse included statements such as “Death to all Jews”, “Hitler was the f**king greatest” and “Burn all Jews”.

During May this verbal abuse escalated to physical assault from one of the offending schoolboys in the school field.

CST provided support and advice throughout the ordeal and has continued to do so.



Jan-June 2017,
12 incidents of
antisemitic literature

Jan-June 2018,
28 incidents of antisemitic literature,
an increase of **133%**

Jan-June 2017,
80 antisemitic assaults

Jan-June 2018,
59 antisemitic assaults,
a decrease of **26%**



INCIDENT VICTIMS

There were 180 antisemitic incidents reported to CST in the first six months of 2018 in which the victims were random Jewish individuals in public. In at least 118 incidents the victims were visibly Jewish, due to religious or traditional clothing, Jewish school uniforms or jewellery bearing religious symbols. Three hundred and twenty antisemitic incidents involved verbal abuse. In 57 incidents, antisemitic abuse was shouted or gestured from a passing vehicle. These three characteristics, often found in combination, reflect the most common single type of antisemitic incident: random, spontaneous, verbal antisemitic abuse, directed at people who look Jewish, while they go about their lives in public places.

There were 19 antisemitic incidents recorded at Jewish schools in the first six months of 2018, compared to 22 recorded at Jewish schools in the same period in 2017. A further 23 incidents involved Jewish schoolchildren or staff on their way to or from school, compared to 19 recorded in the same period in 2017. Eight incidents involved Jewish schoolchildren or staff at non-faith schools, compared with ten in the first half of 2017. This results in a total of 50 antisemitic incidents affecting people and buildings in the school sector, compared to 51

such incidents in the first half of 2017. Eleven of the incidents affecting people and buildings in the school sector came in the category of Assault, eight of which involved Jewish schoolchildren or staff on their way to or from school; three incidents involved Damage & Desecration of Jewish property; there were 33 in the category of Abusive Behaviour; one direct threat; and two incidents of mass-mailed antisemitic literature.

Sixty-seven antisemitic incidents reported to CST in the first half of 2018 took place at people's homes and nine occurred in a workplace environment. There were 16 antisemitic incidents affecting Jewish students, academics, student unions or other student bodies in the first half of 2018, one fewer than the 17 incidents of this type recorded in the first half of 2017. Ten of these 16 antisemitic incidents took place on campus, half of which involved antisemitic daubings, graffiti or stickers around campus. None of the antisemitic incidents affecting Jewish students, academics or other student bodies that were recorded in the first six months of 2018 involved violent assaults.

There were 36 antisemitic incidents recorded

WHO AND WHAT IS BEING TARGETED




Individuals in public




Visibly Jewish individuals



Jewish community organisations, communal events, commercial premises



Homes, inc. people and vehicles at their homes




Synagogues

during the first six months of 2018 that targeted synagogues, compared to 35 during the first half of 2017. A further 11 incidents targeted synagogue congregants or rabbis on their way to or from prayers (20 such incidents were recorded during the first half of 2017). There were 57 incidents that targeted Jewish organisations, Jewish events or Jewish-owned businesses (where there was clear evidence of antisemitism), compared to the 67 incidents of this type in the first half of 2017. There were 23 incidents in the first half of 2018 in which the victim was a prominent Jewish individual or public figure, compared to 18 such incidents in the first half of 2017.

CST received a description of the gender of the victim or victims for 384 of the 727 antisemitic incidents recorded in the first half of 2018. Of these, 230, or 60 per cent, were male; 126, or 33 per cent, were female; and in 28 incidents (seven per cent) the victims were mixed groups of males and females.

CST received a description of the approximate age of the victim or victims in 319 of the antisemitic incidents reported during the first six months of 2018. Of these, 252, or 79 per cent, involved adult victims; 46, or 14 per cent, involved victims who were minors; and in 21 incidents the victims were mixed groups of adults and minors (seven per cent).



Schools,
schoolchildren and
staff



Public figures

Antisemitic tweet sent to a Jewish comedian, April



Damage to Jewish gravestones, Manchester, May and June



INCIDENT OFFENDERS AND MOTIVES

Identifying the ethnicity, gender and age of antisemitic incident offenders is a difficult and imprecise task. Many antisemitic incidents involve brief public encounters in which the offenders may not be fully visible, and the evidence of victims of, or witnesses to, antisemitic incidents may be vague and disjointed. In addition, many incidents do not involve face-to-face contact between incident offender and victim, so it is not always possible to obtain a physical description of the perpetrator. This section of the report should be read with these caveats in mind.

CST received a description of the ethnic appearance of the offender or offenders in 232 of the 727 antisemitic incidents reported during the first six months of 2018.³ Of these, 134, or 58 per cent, were described as white – north European; five, or two per cent, were described as white – south European; 31 (13 per cent) were described as black; 32 (14 per cent) were described as south Asian; none as east or south-east Asian; and 30 (13 per cent) as Arab or north African. These proportions are broadly typical for a period when there is no trigger event from the Middle East.

CST received a description of the gender of the offender or offenders in 374 of the 727 antisemitic incidents recorded in the first half of 2018. Of these, 321, or 86 per cent, were male; 48 or 13 per cent, were female; and in five incidents (one per cent) the offenders were mixed groups of males and females.

CST received a description of the approximate age of the offender or offenders in 287 of the antisemitic incidents reported during the first six months of 2018. Of these, 227, or 79 per cent, involved adult offenders; 59, or 21 per cent, involved offenders who were minors; and in one incident the offenders were a mixed group of adults and minors (less than one per cent).

CST also tries to record the number of antisemitic incidents each year in which there is evidence of political motivation alongside the evidence of antisemitism, or where political discourse is employed by the incident offender. The use of political discourse and evidence of political motivation are not synonymous; for example, a black or south Asian offender giving a Nazi salute to a Jewish victim could be described as employing far right discourse, but is unlikely to be motivated by support for neo-Nazi politics.

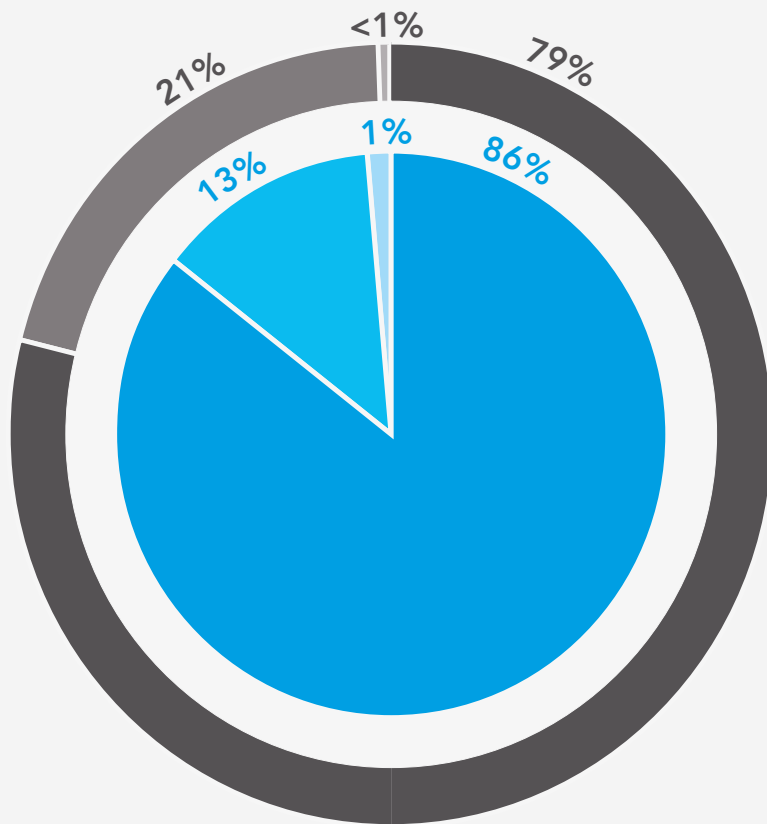
3. CST uses the 'IC1–6' system, used by the UK Police services, for categorising the ethnic appearance of incident perpetrators. This uses the codes IC1, IC2, IC3, etc, for white – north European; white – south European; black; south Asian; east or south-east Asian; and Arab or north African. This is obviously not a foolproof system and can only be used as a rough guide.

POLITICAL LANGUAGE & MOTIVATIONS*



*where this was reported to CST

OFFENDERS*



Male

Female

Mixed group of males and females

Adults (>18)

Minors (<18)

Mixed group of adults and minors

*where this was reported to CST

Of the 727 antisemitic incidents reported to CST during the first six months of 2018, the offender or offenders used some form of political discourse in 341 incidents, or 47 per cent of the total. Of these, there were 209 incidents in which far right discourse was used; 114 in which reference was made to Israel, Zionism or the Middle East; and 18 in which Islamist discourse was used. In 61 incidents, more than one type of discourse was used.

Of the 727 antisemitic incidents reported to CST during the first six months of 2018, 154 incidents, or 21 per cent, showed evidence of political motivation. Of these, 67 incidents showed evidence of far right motivation; 77 showed evidence of anti-Israel motivation; and ten showed evidence of Islamist motivation. All incidents needed to show evidence of

antisemitism alongside any political motivation in order to be recorded by CST as an antisemitic incident.

For comparison, in the first six months of 2017, 222 of the 786 antisemitic incidents reported to CST involved the use of political discourse alongside the antisemitism, of which 149 used far right discourse; 55 made references to Israel, Zionism or the Middle East; and 18 involved Islamist discourse. In 45 of these incidents, more than one type of discourse was used. During the same period, there were 177 antisemitic incidents that showed evidence of political motivation, of which 115 showed evidence of far right motivation; 49 showed evidence of anti-Israel motivation; and 13 showed evidence of Islamist motivation, alongside evidence of antisemitism.

GEOGRAPHICAL LOCATIONS

Of the 727 antisemitic incidents recorded by CST in the first six months of 2018, 543, or 75 per cent, were recorded in the main Jewish centres of Greater London and Greater Manchester.

In Greater London, CST recorded 419 antisemitic incidents from January to June 2018, a fall of two per cent from the 428 antisemitic incidents recorded in the first half of 2017. CST recorded antisemitic incidents in 28 of the 32 Metropolitan Police boroughs in London, plus ten antisemitic incidents in London that fell under the jurisdiction of the British Transport Police and one in the City of London. Of the 419 antisemitic incidents recorded by CST in Greater London, 159 were recorded in Barnet, the borough with the largest Jewish population in the country; 35 in Hackney; 34 in Westminster; 24 in Camden; 20 in Haringey; 13 in Brent; and 11 in Enfield.

In Greater Manchester, CST recorded 124 antisemitic incidents in the first half of 2018, a fall of 17 per cent from the 149 antisemitic incidents recorded there in the first half of 2017. The highest number of antisemitic incidents in Greater Manchester in the first half of 2018 was in Salford, with 49 antisemitic incidents. The next highest totals were 32 incidents in Bury and 19 in the city of Manchester.

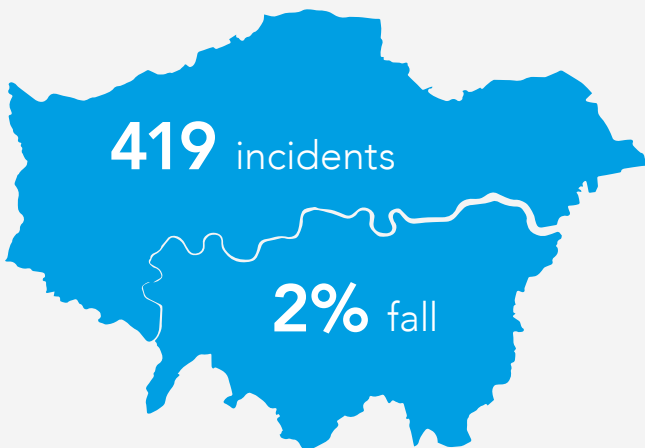
Graffiti in Gateshead, May



Outside Greater London and Greater Manchester, CST recorded 184 antisemitic incidents from 65 different towns and cities around the UK in the first six months of 2018, compared to 209 incidents from 67 different towns and cities around the UK in the first six months of 2017. The 184 antisemitic incidents recorded around the UK in the first half of 2018 included 27 in Hertfordshire (of which 12 were in Borehamwood), 18 in Gateshead, 11 in Leeds, nine in Glasgow, seven in Birmingham, six in Liverpool and five in Brighton & Hove.

In total, CST recorded antisemitic incidents in 32 of the 41 Police force areas in the United Kingdom, plus British Transport Police, in the first six months of 2018.

LONDON



MANCHESTER



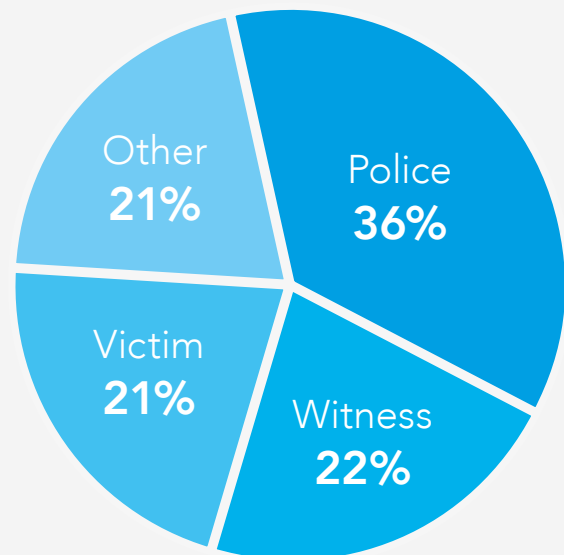
REPORTING OF INCIDENTS

CST classifies as an antisemitic incident any malicious act aimed at Jewish people, organisations or property, where there is evidence that the victim or victims were targeted because they are (or are believed to be) Jewish. Incidents can take several forms, including physical attacks on people or property, verbal or written abuse, or antisemitic leaflets and posters. CST does not include the general activities of antisemitic organisations in its statistics; nor does it include activities such as offensive placards or massed antisemitic chanting on political demonstrations. CST does not record as incidents antisemitic material that is permanently hosted on websites, nor does CST proactively 'trawl' social media platforms to look for antisemitic comments in order to record them as incidents. However, CST will record antisemitic comments posted on social media, blogs or internet forums if they have been reported to CST by a member of the public who fulfils the role of a victim or witness; if the comment shows evidence of antisemitic content, motivation or targeting; and if the offender is based in the United Kingdom or has directly targeted a UK-based victim. Examples of antisemitic expressions that fall outside this definition of an antisemitic incident can be

Anti-Israel tweet using antisemitic imagery and language, June



INCIDENT REPORTERS



found in CST's Antisemitic Discourse Report, available on the CST website.

The inclusion of the number of incidents from social media recorded by CST is not intended to reflect the real number of antisemitic comments on social media, which is likely to be so large and widespread across different platforms as to be effectively impossible to calculate, but rather to reflect the reality that social media platforms have become increasingly prominent as arenas for public expressions of antisemitism that Jewish people are more likely to view and to report, whether or not they are the intended audience. Social media is also increasingly used as a tool to facilitate coordinated campaigns of antisemitic harassment and abuse directed at Jewish public figures and other individuals. Where social media is used for targeted campaigns of that nature directed at UK-based victims, CST may record each campaign as a single incident, although that campaign may involve hundreds or even thousands of antisemitic tweets, posts or images.

Antisemitic incidents are reported to CST in a number of ways, most commonly by telephone, email, via the CST website, via CST's social media profiles or in person to CST staff and volunteers. Incidents can be reported to CST by the victim, a witness, or by somebody acting on their behalf. In 2001, CST was accorded third-party reporting status by the Police.

CST has a national information sharing agreement with the National Police Chiefs' Council that allows CST to share antisemitic incident reports, fully anonymised to comply with data protection requirements, so that both CST and the Police have as full a picture as possible of the number and type of reported antisemitic incidents. CST began sharing antisemitic incident data with Greater Manchester Police in 2011, with the Metropolitan Police Service in 2012, and now, using the national agreement, CST shares anonymised antisemitic incident data with several forces around the UK.

In the first half of 2018, 154 of the 727 antisemitic incidents recorded by CST were reported directly to CST by the victims themselves, and 45 incidents were reported on their behalf by a relative or friend. In 161 cases, the incident was reported to CST by somebody who had witnessed the incident take place or, in the case of antisemitic graffiti or social media content, had witnessed the antisemitic message left by the offender. Eighty-three antisemitic incidents were reported by CST staff or volunteers or by security guards at Jewish buildings. There were 11 antisemitic incidents recorded on the basis of media reports and ten from other sources. Two hundred and sixty-three incidents were reported to CST by the Police under CST's national information sharing agreement. Of these 263 incidents shared with CST by the Police, 173 were shared by the Metropolitan Police Service, 69 by Greater Manchester Police and 21 by other Police forces around the UK. Any incidents that had

been reported to both CST and the Police are excluded from this process to ensure there is no 'double-counting' of incidents.

CASE STUDY

MPs suffer antisemitism after debate in Parliament, April

A debate was held in Parliament for MPs to discuss antisemitism. Some Jewish MPs gave speeches in which they described some of the antisemitism they have experienced. Following this debate, those MPs suffered further antisemitism directed at them on social media. Some of these comments included:

- *"Great bit of acting there... Mind you, it does prove you can't trust a Jew"*



- *"Same old #Jews"*
- *"White working class Jews have plenty more to fear from modern UK society than a few whiny Jews. Get over yourselves"*
- *"Antisemitism in the West is an exaggerated propaganda myth designed to control white people. On the other hand, the murder of unarmed Palestinian protestors is the real deal."*

Following this debate, CST contacted every Member of Parliament who had spoken in the debate to offer support in case they experienced antisemitic abuse and threats. This continues CST's ongoing work giving security advice and support to MPs from all parties, including Jewish and non-Jewish MPs, who have been targeted as a result of their efforts to confront antisemitism and their support for the Jewish community.

ANTISEMITIC INCIDENT FIGURES, JANUARY–JUNE*

Antisemitic incident figures by category, January–June 2008–2018

Category	2008	2009	2010	2011	2012	2013	2014	2015	2016	2017	2018
Extreme Violence	1	2	0	0	2	0	0	2	0	0	0
Assault	43	77	45	42	34	29	22	45	45	80	59
Damage and Desecration	32	64	47	35	29	20	27	36	32	54	43
Threats	16	34	19	15	20	18	19	39	48	58	53
Abusive Behaviour	168	408	211	197	223	154	238	374	473	582	544
Literature	17	44	3	5	4	2	4	5	10	12	28
TOTAL	277	629	325	294	312	223	310	501	608	786	727

Antisemitic incident figures by month, 2008–2018

Month	2008	2009	2010	2011	2012	2013	2014	2015	2016	2017	2018
January	44	289	30	45	39	33	53	109	81	155	101
February	52	114	48	54	52	38	43	88	69	134	103
March	40	73	54	49	75	23	39	83	82	110	108
April	39	52	61	45	48	44	58	75	105	142	139
May	62	52	50	58	44	48	51	60	140	121	160
June	40	49	82	43	54	37	66	86	131	124	116
TOTAL	277	629	325	294	312	223	310	501	608	786	727

Antisemitic incident figures, full breakdown, 2018

Month	Category	Extreme Violence	Assault	Damage and Desecration	Threats	Abusive Behaviour	Literature	MONTH TOTAL
January		0	7	6	7	75	6	101
February		0	10	5	9	69	10	103
March		0	8	11	13	73	3	108
April		0	11	5	4	116	3	139
May		0	16	12	15	114	3	160
June		0	7	4	5	97	3	116
CATEGORY TOTAL		0	59	43	53	544	28	727

*Some of the numbers in the tables may differ from those previously published by CST, due to the late reporting of incidents to CST by incident victims and witnesses, or the recategorisation of some incidents due to new information.

CST'S MISSION

- To work at all times for the physical protection and defence of British Jews.
- To represent British Jews on issues of racism, antisemitism, extremism, policing and security.
- To promote good relations between British Jews and the rest of British society by working towards the elimination of racism, and antisemitism in particular.
- To facilitate Jewish life by protecting Jews from the dangers of antisemitism, and antisemitic terrorism in particular.
- To help those who are victims of antisemitic hatred, harassment or bias.
- To promote research into racism, antisemitism and extremism; and to use this research for the benefit of both the Jewish community and society in general.
- To speak responsibly at all times, without exaggeration or political favour, on antisemitism and associated issues.



www.cst.org.uk



@CST_UK



Community Security Trust



CSTmedia



National Emergency Number (24-hour) **0800 032 3263**

London (Head Office) **020 8457 9999**

Manchester (Northern Regional Office) **0161 792 6666**