

How to use Dial.gov web portal to search for Schemes & Benefits as per your eligibility?

Steps to Search for Benefits by providing simple inputs regarding the intended beneficiary.

1. Visit the page www.dial.gov.in
2. Select the type of benefit you are looking for viz. Benefits for Individual or the Benefits for Group.



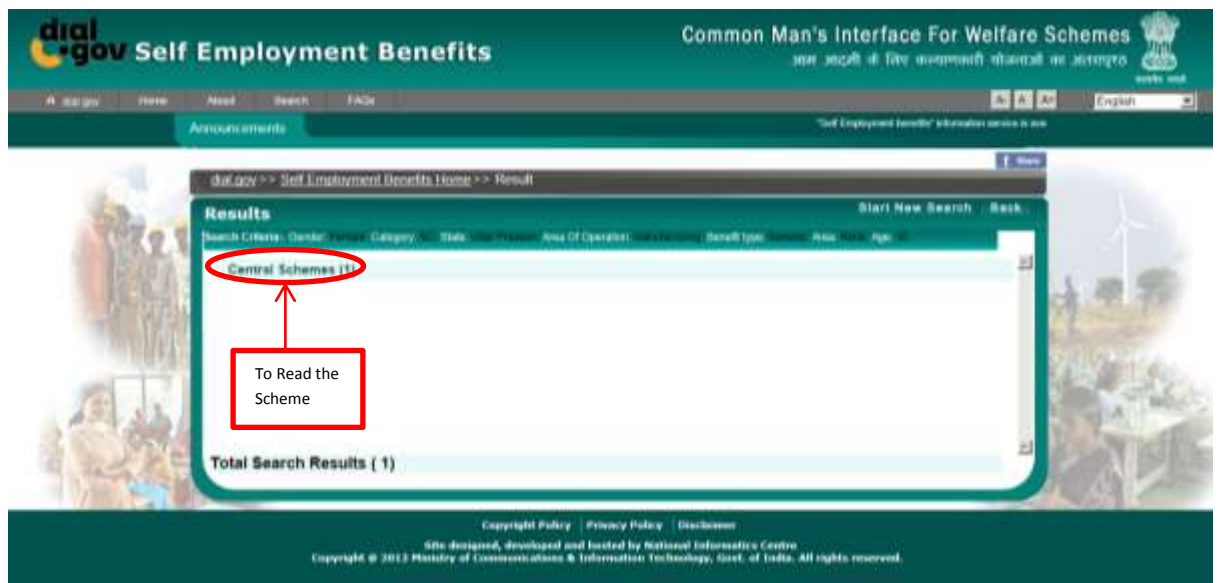
3. Click on the desired Benefit type Eg. Self-Employment, from the page.



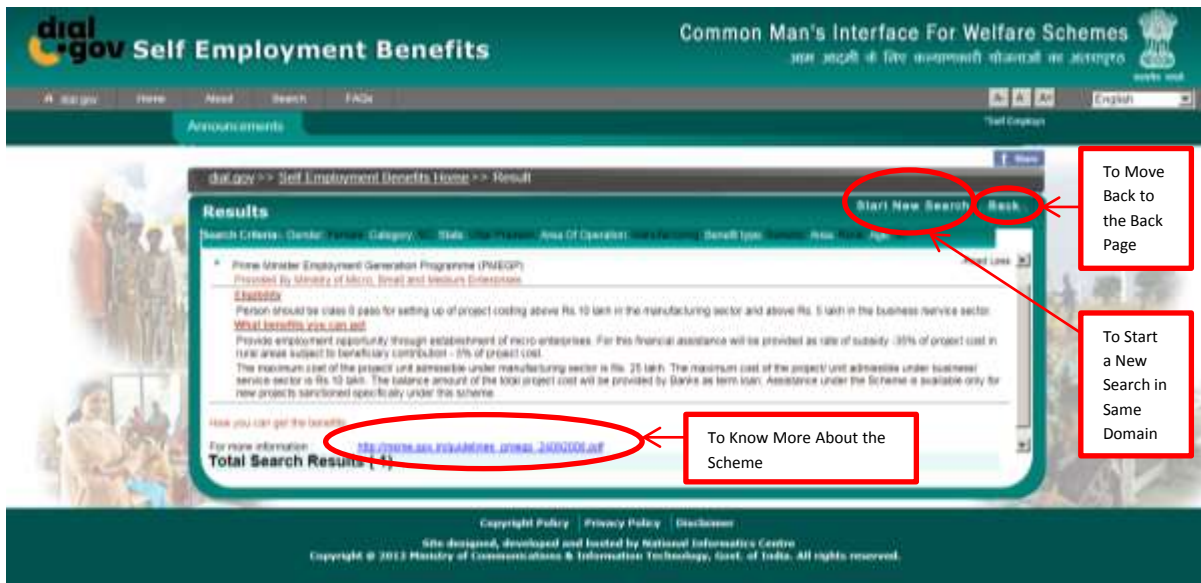
4. Key in the details asked by the system.



5. Do not leave the options blank, marked with "*".
6. Ensure to Key in your mobile number to receive the relevant updates.
7. To Change the Entire search criteria in the same domain click "Reset" button.
8. Click on the "submit" button to Search.



9. Now Click the displayed Scheme(s), to Read more about it.



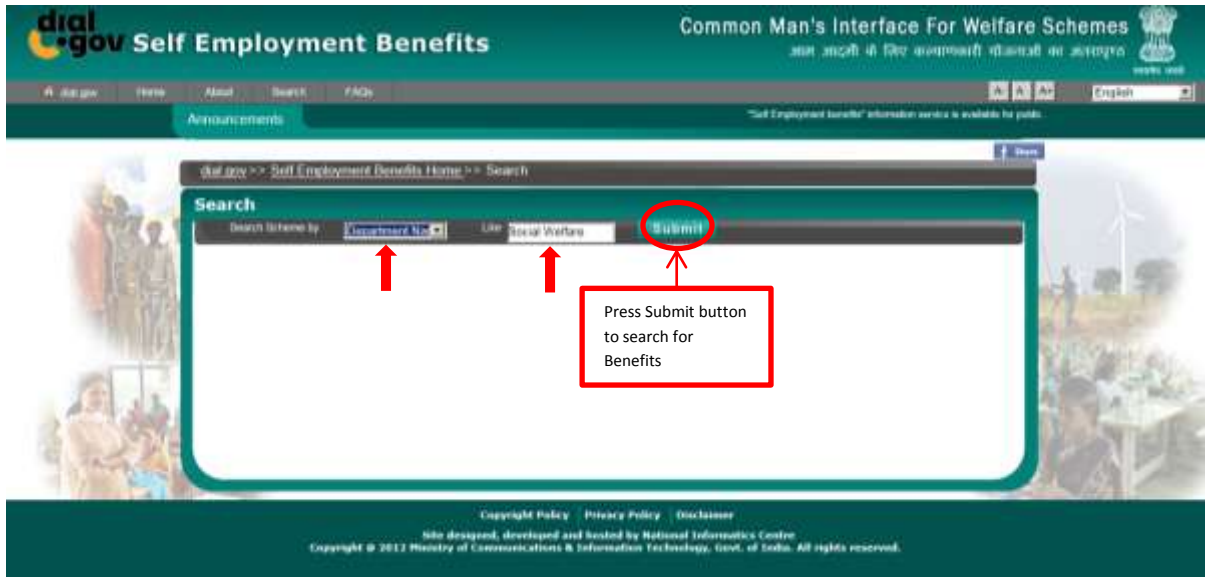
10. To visit the previous page Click “Back”.
11. To start new search in same domain Click “Start New Search”.
12. To Start new search in other Domain Click “dial.gov” on Top Right of the page.
13. Click on the given link to know more about the scheme.

Steps to Search the Benefits' Information by Scheme/Department or by Ministry name

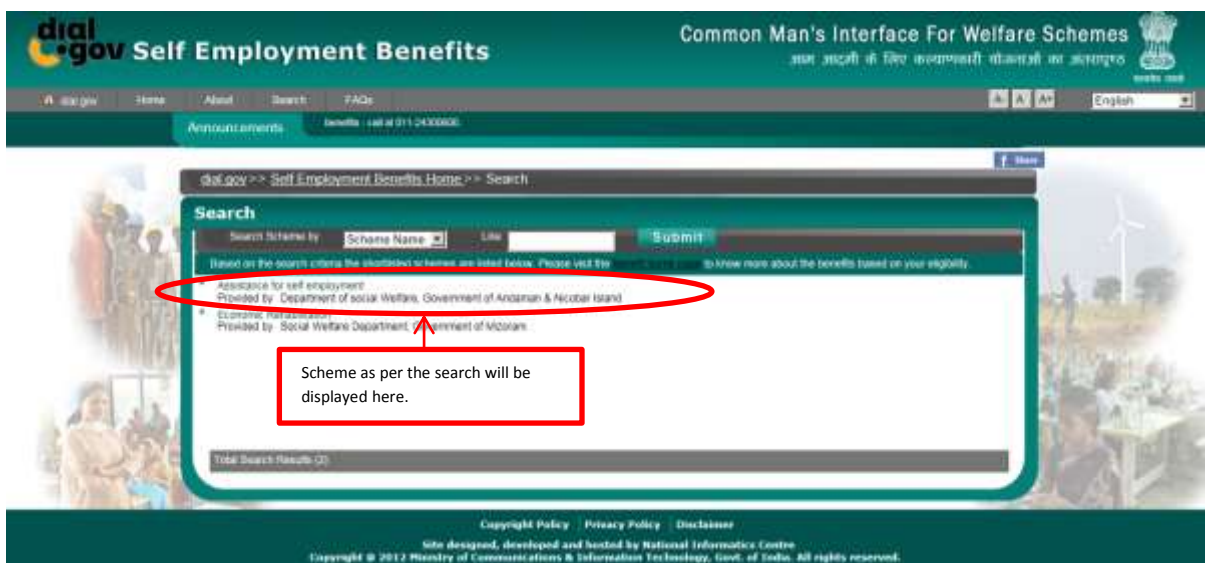
1. Click on the Search button on top of the desired domain page.



2. Select the Ministry/Department or Scheme option and Fill in the Name of Ministry/Department or Scheme in Like option and press the submit button to search for benefits.



3. Schemes as per the search will be displayed with the basic information .

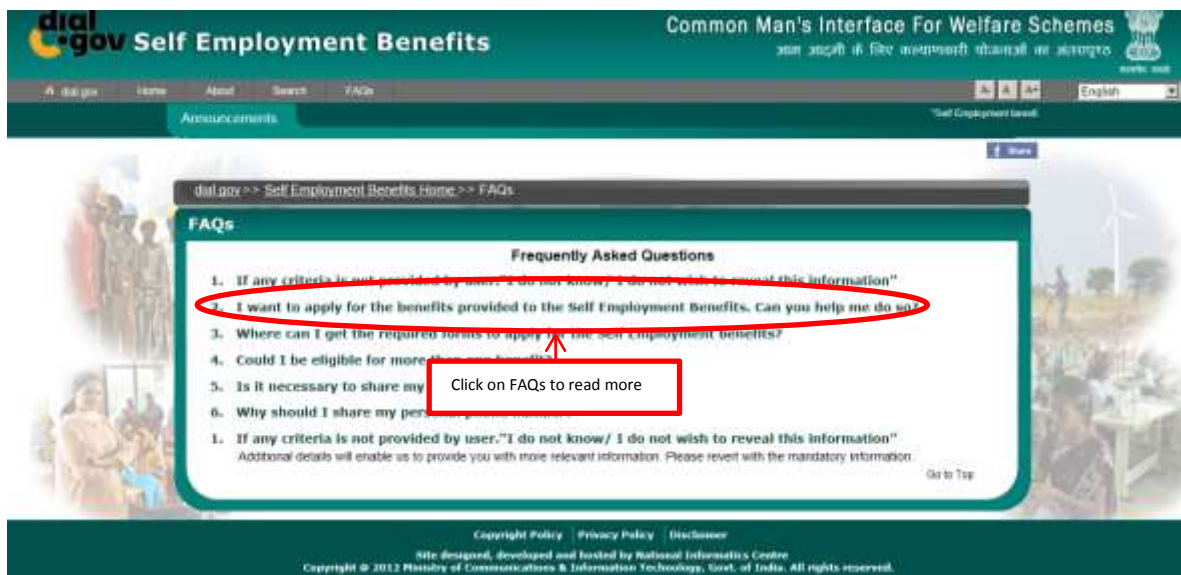


To Read the FAQs

1. To read the FAQs on particular Domain visit the respective Domain page and click on the FAQs.



2. Click on the desired FAQs to read more.



3. All the FAQs will be expanded with answers.

The screenshot displays the 'dial.gov Self Employment Benefits' website. The header includes the 'dial.gov' logo, the title 'Self Employment Benefits', and the tagline 'Common Man's Interface For Welfare Schemes' in Hindi. A navigation bar contains links for 'Home', 'About', 'Search', and 'FAQs'. Below the navigation bar, there is an announcement: 'Self Employment benefits' information service is available for public. Interactive Voice Response (IVR) service web. The main content area features a 'FAQs' section with three questions and answers. The first question asks if the user can help with applying for benefits, and the answer states that the service only provides information and refers to ministry websites. The second question asks where to get forms, and the answer also refers to ministry websites. The third question asks about eligibility for multiple benefits, and the answer again refers to ministry websites. Each answer has a 'Go to Top' link. The footer contains links for 'Copyright Policy', 'Privacy Policy', and 'Disclaimer', along with a copyright notice for 2012.

dial.gov >> Self Employment Benefits Home >> FAQs

FAQs

2. I want to apply for the benefits provided to the Self Employment Benefits. Can you help me do so?
No. This service only provides information on available benefits for the Self Employment. We will inform you regarding the different types of benefits that you may be entitled for according to your eligibility. To apply, you may refer to the detailed scheme guidelines which are available on the respective Ministry's / Department's website. [Go to Top](#)

3. Where can I get the required forms to apply for the Self Employment benefits?
The forms may available on the respective Ministry's/ Department's website. The detailed scheme guidelines will be available on the respective Ministry's / Department's website. [Go to Top](#)

4. Could I be eligible for more than one benefit?
Eligibility criteria and guidelines for availing Self Employment benefits are detailed for every scheme. For further information, please refer to the respective Ministry's / Department's website. [Go to Top](#)

Copyright Policy | Privacy Policy | Disclaimer
Site designed, developed and hosted by National Informatics Centre
Copyright © 2012 Ministry of Communications & Information Technology, Govt. of India. All rights reserved.

*Please Note that similar steps can be taken to get the information on the other benefits' domains also.