















# FOOTSCRAY PARK CAMPUS PARKING MAP

## LEGEND

-  ACCESSIBLE PARKING
-  BUS STOP
-  GATE
-  CAMPUS SECURITY
-  TICKET MACHINES

## PARKING

-  E PERMIT
-  E PERMIT (4 HOUR)
-  RES PERMIT
-  P TICKET
-  DROP OFF PARKING
-  MOTORCYCLES
-  BIKE HUB
-  VISITOR PERMIT
-  C PERMIT

## PLEASE NOTE

COUNCIL TICKET PARKING  
AVAILABLE ON STREETS  
SURROUNDING THE CAMPUS

Published May 2016  
Parking Area details are correct at time of publishing  
Use of University car parks at own risk. University management will not accept any responsibility for damage accident or loss.

