



CSE Annual General Meeting

Saturday, 26 November, 2016
Conway Hall, London

Apologies: David Bailey, Kate Begley, Greig Charnock, Ian Fitzgerald, Whyeda Gill-McLure, Andrew McCulloch, Phoebe Moore, Barry Ryan, Stuart Shields, Paul Stewart, Angela Wigger, Julian Wells.
Present: Gregor Gall, Eleanor Kaufman, Nic Potts, Mahmood Ramsey, Martin Spence, Owen Worth, Alistair Cairns (minutes).

Minutes:

1. Welcome, introductions & select chair. AC to chair.
2. Previous meeting's minutes – with any items to be followed up on. AC will re-circulate 2015 AGM minutes. Accepted for now.
3. Bookkeeper's year-end reports. [attached] Agreed to accept.
4. SAGE report reviewed. [attached]
Sage is launching a new on-line platform for C&C. OW & AC to circulate to EB.
5. Editorial Board report [attached]
Discussion takes place about connection between EB's geographical interest and increasing submissions from or on that region? Could C&C promote more diversity in forthcoming article themes? Again, BTNs are discussed as potential, useful tools.
AC to ensure members of International Advisory Board to receive C&C copies. More gender balance is required. More voices from 'South' needed.
AC to request 'nominees', acquire contact details and get this organised.
Owen interested in conferences focusing on 100th Russian Revolution anniversary. C&C would be on a committee; not any real commitment to leading on organisation.
Karl Marx bicentenary anniversary is 2018. Martin is interested and may propose activity.
Gramsci's death was 80 years ago.
6. Office and XC report. [attached]
7. AOB Mahmood will inform AC to update his details.
Mahmood will send OW information regarding interest in joining the EB.
8. Next mtg date tbc; London likely location, perhaps a bit earlier in autumn, as this meeting was not terribly well attended.

Meeting ends.

Reports:

Registration number: 05137584

Conference of Socialist Economists

(A company limited by guarantee)

Annual Report and Unaudited Financial Statements

for the Year Ended 30 September 2015

James Fraser & Co
Chartered Accountants
3 Coates Place
Edinburgh
EH3 7AA

Conference of Socialist Economists
Contents

Company Information	1
Directors' Report	2
Accountants' Report	3
Profit and Loss Account	4
Balance Sheet	5
Notes to the Financial Statements	6 to 8
The following pages do not form part of the statutory financial statements:	
Detailed Profit and Loss Account	9 to 10

Draft

Conference of Socialist Economists

Company Information

Directors	Ms K M Begley Dr P J Wells Dr O Worth Mr A Cairns Mr I Fitzgerald Mr M Meskoub
Registered office	Spaceworks Benton Park Road Newcastle Upon Tyne NE7 7LX
Accountants	James Fraser & Co Chartered Accountants 3 Coates Place Edinburgh EH3 7AA

Draft

Conference of Socialist Economists
Directors' Report for the Year Ended 30 September 2015

The directors present their report and the unaudited financial statements for the year ended 30 September 2015.

Directors of the company

The directors who held office during the year were as follows:

Ms K M Begley

Dr P J Wells

Dr O Worth

Mr A Cairns

Mr I Fitzgerald

Mr M Meskoub

Small company provisions

This report has been prepared in accordance with the small companies regime under the Companies Act 2006.

Approved by the Board on and signed on its behalf by:

.....
Mr A Cairns
Director

**Chartered Accountants' Report to the Board of Directors on the Preparation of the
Unaudited Statutory Accounts of
Conference of Socialist Economists
for the Year Ended 30 September 2015**

In order to assist you to fulfil your duties under the Companies Act 2006, we have prepared for your approval the accounts of Conference of Socialist Economists for the year ended 30 September 2015 set out on pages 4 to 8 from the company's accounting records and from information and explanations you have given us.

As a practising member firm of the Institute of Chartered Accountants of Scotland, we are subject to its ethical and other professional requirements which are detailed at <http://www.icas.org.uk/accountspreparationguidance>.

This report is made solely to the Directors of Conference of Socialist Economists, in accordance with the terms of our engagement. Our work has been undertaken solely to prepare for your approval the accounts of Conference of Socialist Economists and state those matters that we have agreed to state to the directors of Conference of Socialist Economists, in this report in accordance with the requirements of the Institute of Chartered Accountants of Scotland as detailed at <http://www.icas.org.uk/accountspreparationguidance>. To the fullest extent permitted by law, we do not accept or assume responsibility to anyone other than Conference of Socialist Economists and its Directors for our work or for this report.

It is your duty to ensure that Conference of Socialist Economists has kept adequate accounting records and to prepare statutory accounts that give a true and fair view of the assets, liabilities, financial position and profit of Conference of Socialist Economists. You consider that Conference of Socialist Economists is exempt from the statutory audit requirement for the year.

We have not been instructed to carry out an audit or a review of the accounts of Conference of Socialist Economists. For this reason, we have not verified the accuracy or completeness of the accounting records or information and explanations you have given to us and we do not, therefore, express any opinion on the statutory accounts.

James Fraser & Co
Chartered Accountants
3 Coates Place
Edinburgh
EH3 7AA

Date:

Conference of Socialist Economists
Profit and Loss Account for the Year Ended 30 September 2015

	Note	2015 £	2014 £
Turnover		23,238	25,310
Administrative expenses		<u>(22,712)</u>	<u>(21,369)</u>
Operating profit	2	526	3,941
Other interest receivable and similar income		<u>11</u>	<u>9</u>
Profit on ordinary activities before taxation		537	3,950
Tax on profit on ordinary activities	4	<u>(107)</u>	<u>(791)</u>
Profit for the financial year	10	<u>430</u>	<u>3,159</u>

Conference of Socialist Economists
(Registration number: 05137584)
Balance Sheet at 30 September 2015

	Note	2015 £	2014 £
Fixed assets			
Tangible fixed assets	5	271	361
Current assets			
Debtors	6	449	490
Cash at bank and in hand		24,191	24,040
		24,640	24,530
Creditors: Amounts falling due within one year	7	(1,437)	(1,829)
Net current assets		23,203	22,701
Total assets less current liabilities		23,474	23,062
Provisions for liabilities	8	(54)	(72)
Net assets		23,420	22,990
Capital and reserves			
Profit and loss account	10	23,420	22,990
Shareholders' funds		23,420	22,990

These accounts have been prepared in accordance with the provisions applicable to companies subject to the small companies regime and in accordance with the Financial Reporting Standard for Smaller Entities (effective 2008).

For the year ending 30 September 2015 the company was entitled to exemption under section 477 of the Companies Act 2006 relating to small companies.

The members have not required the company to obtain an audit in accordance with section 476 of the Companies Act 2006.

The directors acknowledge their responsibilities for complying with the requirements of the Act with respect to accounting records and the preparation of accounts.

Approved and authorised for issue by the Board on and signed on its behalf by:

.....
Mr A Cairns
Director

Conference of Socialist Economists

Notes to the Financial Statements for the Year Ended 30 September 2015

1 Accounting policies

Basis of preparation

The financial statements have been prepared under the historical cost convention and in accordance with the Financial Reporting Standard for Smaller Entities (effective April 2008).

Turnover

Turnover represents amounts chargeable in respect of the sale of goods and services to customers.

Depreciation

Depreciation is provided on tangible fixed assets so as to write off the cost or valuation, less any estimated residual value, over their expected useful economic life as follows:

Asset class	Depreciation method and rate
Plant and machinery	25% reducing balance

Deferred tax

Deferred tax is recognised, without discounting, in respect of all timing differences between the treatment of certain items for taxation and accounting purposes, which have arisen but not reversed by the balance sheet date, except as required by the FRSSE.

Deferred tax is measured at the rates that are expected to apply in the periods when the timing differences are expected to reverse, based on the tax rates and law enacted at the balance sheet date.

Foreign currency

Transactions in foreign currencies are recorded at the exchange rate ruling at the date of the transaction. Monetary assets and liabilities denominated in foreign currencies are retranslated at the closing rates at the balance sheet date. All exchange differences are included in the profit and loss account.

Pensions

Payments in respect of post-retirement benefits are charged to the profit and loss account in the period to which they relate.

2 Operating profit

Operating profit is stated after charging:

	2015 £	2014 £
Foreign currency gains	(3)	-
Depreciation of tangible fixed assets	90	121

3 Directors' remuneration

The directors' remuneration for the year was as follows:

Conference of Socialist Economists

Notes to the Financial Statements for the Year Ended 30 September 2015

..... *continued*

	2015 £	2014 £
Remuneration (including money purchase pension scheme contributions)	<u>11,710</u>	<u>11,564</u>
4 Taxation		
Tax on profit on ordinary activities		
	2015 £	2014 £
Current tax		
Corporation tax charge	125	815
Deferred tax		
Origination and reversal of timing differences	<u>(18)</u>	<u>(24)</u>
Total tax on profit on ordinary activities	<u>107</u>	<u>791</u>
5 Tangible fixed assets		
	Plant and machinery £	Total £
Cost or valuation		
At 1 October 2014	<u>1,836</u>	<u>1,836</u>
Depreciation		
At 1 October 2014	1,475	1,475
Charge for the year	<u>90</u>	<u>90</u>
At 30 September 2015	<u>1,565</u>	<u>1,565</u>
Net book value		
At 30 September 2015	<u>271</u>	<u>271</u>
At 30 September 2014	<u>361</u>	<u>361</u>
6 Debtors		
	2015 £	2014 £
Other debtors	<u>449</u>	<u>490</u>

Conference of Socialist Economists

Notes to the Financial Statements for the Year Ended 30 September 2015

..... *continued*

7 Creditors: Amounts falling due within one year

	2015 £	2014 £
Corporation tax	126	815
Other taxes and social security	411	264
Other creditors	900	750
	1,437	1,829
	1,437	1,829

8 Provisions

	Deferred tax £	Total £
At 1 October 2014	72	72
Credited to the profit and loss account	(18)	(18)
At 30 September 2015	54	54
	54	54

Analysis of deferred tax

	2015 £	2014 £
Difference between accumulated depreciation and amortisation and capital allowances	54	72
	54	72
	54	72

9 Company status

The company is a private company limited by guarantee and consequently does not have share capital. Each of the members is liable to contribute an amount not exceeding £1 towards the assets of the company in the event of liquidation.

10 Reserves

	Profit and loss account £	Total £
At 1 October 2014	22,990	22,990
Profit for the year	430	430
At 30 September 2015	23,420	23,420
	23,420	23,420

Conference of Socialist Economists
Detailed Profit and Loss Account for the Year Ended 30 September 2015

	2015		2014	
	£	£	£	£
Turnover (analysed below)		23,238		25,310
Administrative expenses				
Employment costs (analysed below)	(15,470)		(15,273)	
Establishment costs (analysed below)	(4,052)		(3,581)	
General administrative expenses (analysed below)	(2,991)		(2,217)	
Finance charges (analysed below)	(109)		(177)	
Depreciation costs (analysed below)	(90)		(121)	
		(22,712)		(21,369)
Other interest receivable and similar income (analysed below)		11		9
Profit on ordinary activities before taxation		537		3,950

Conference of Socialist Economists
Detailed Profit and Loss Account for the Year Ended 30 September 2015

	2015 £	2014 £
Turnover		
Sales	23,238	25,310
	<u>23,238</u>	<u>25,310</u>
Employment costs		
Directors remuneration	11,110	11,564
Directors' pensions	600	-
Travelling	3,760	3,709
	<u>15,470</u>	<u>15,273</u>
Establishment costs		
Rent	3,228	3,085
Venue hire	515	174
Insurance	309	322
	<u>4,052</u>	<u>3,581</u>
General administrative expenses		
Telephone and fax	420	385
Printing, postage and stationery	294	410
Sundry expenses	112	527
Accountancy fees	900	895
Legal and professional fees	1,215	-
Advertising	50	-
	<u>2,991</u>	<u>2,217</u>
Finance charges		
Bank charges	112	177
Foreign currency (gains)/losses	(3)	-
	<u>109</u>	<u>177</u>
Depreciation costs		
Depreciation of plant and machinery	90	121
Other interest receivable and similar income		
Bank interest receivable	11	9
	<u>11</u>	<u>9</u>

Capital & Class



Publisher's Report July 2016

Private & Confidential: The information contained within this document is for the express use of the Editorial Board of **Capital & Class**

James Tattle
Publishing Editor
SAGE Publications
1 Oliver's Yard, 55 City Road
London EC1Y 1SP

james.tattle@sagepub.co.uk

Journal highlights

Circulation

- There were 208 total institutional subscriptions to **Capital & Class** in 2015; the renewal rate on prior year was 97%.
- The renewal rate for traditional institutions is currently 84% in 2016 YTD and we expect to see this figure increase as subscriptions are renewed later in the year.
- In 2015, a further 2,747 institutions had access to the journal through sales to library consortia.

Online usage (downloads)

- In 2015, **Capital & Class** articles were downloaded 58,413 times in total. 81% of these downloads were linked to a paid subscription.
- The most downloaded article in 2015 was 'Social media, riots, and revolutions,' by Christian Fuchs, downloaded a total of 958 times.
- There are now 3,196 people signed up to electronic alerts for the journal.

Online visitors

- In 2015, **Capital & Class** received 90,563 visits from 71,709 visitors.
- Visits originated from 185 countries and territories in 2015: the top visiting country was the United Kingdom (**26,782** visits), followed by the United States (**14,725** visits).
- The search features on Google Scholar provided the highest source of referral links.

Citations & Impact

- There were 14 citations by Web of Science-ranked journals in 2015 (to 2013 and 2014 content) which gives **Capital & Class** a notional 2015 Impact Factor of **0.359**.

SAGE Track

- **Capital & Class** received 73 original submissions in 2015, and has received 32 in 2016 to date.
- The acceptance rate decreased from 26.1% in 2014 to 22.9% in 2015.
- Time from submission to first decision is currently 73.44 days.

1. Circulation

	2013	2014	2015	2016 YTD	2015 vs 2014
Individuals	47	61	14	1	23%
<i>Traditional Organization</i>	190	177	148	119	84%
<i>Migrated Organization</i>	37	38	60	74	158%
Total Organization	227	215	208	193	97%
DDP*	8	5	7	3	140%
Deep Backfile	1288	1314	1646	1663	125%

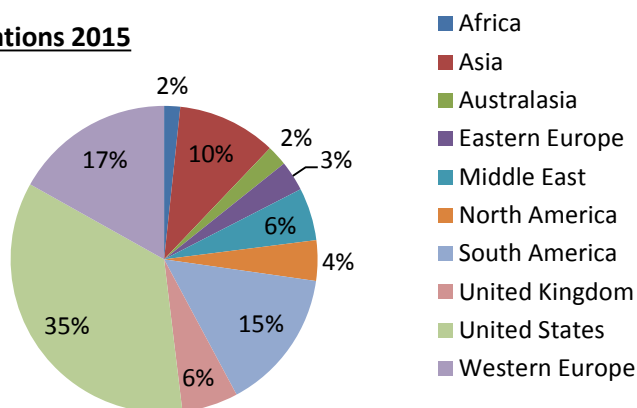
* Deeply discounted print sales are sales of the print version of the journal at a discounted rate to institutions newly subscribing to the electronic version of the journal through a consortia deal.

	2013	2014	2015	2016 YTD	2015 vs 2014
SAGE Premier and online journals packages	2467	2635	2747	2471	104%

The 2016 circulation figures should continue to grow in the coming months as we continue to renew package and traditional institutional subscriptions.

The following chart shows the geographical spread of institutional subscriptions (both traditional institutions and sales to institutions through Premier and online journal packages).

Organizations 2015



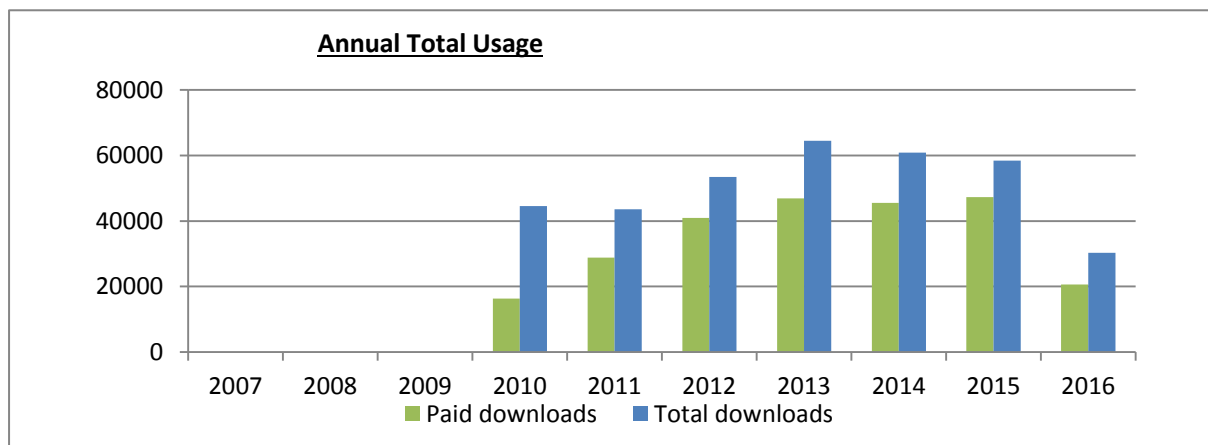
Organizations	2015
Africa	2%
Asia	10%
Australasia	2%
Eastern Europe	3%
Middle East	6%
North America	4%
South America	15%
United Kingdom	6%
United States	35%
Western Europe	17%

SAGE is committed to global dissemination of engaged scholarship, working with a number of organizations to bring scholarly material to libraries and researchers in the developing world. Over 4,000 libraries in developing countries that might not otherwise have been able to afford subscriptions to **Capital & Class** can access the journal at highly discounted rates or free of charge.

2. Online usage

Annual full-text downloads

- Paid downloads are those downloads that can be linked to a paid subscription. Total downloads include both paid downloads and downloads to content that has been made free (e.g. via the SAGE annual free trial). Librarians will refer to paid download statistics when making renewal decisions.
- In 2015, **Capital & Class** articles were downloaded 58,413 times in total. 81% of these downloads were linked to a paid subscription.



Annual Total Usage	Total downloads		Paid downloads	
	Downloads	% change	Downloads	% of total
2012	53408	22%	40902	77%
2013	64486	21%	46875	73%
2014	60823	-6%	45532	75%
2015	58413	-4%	47272	81%
2016 YTD	30288	NA	20583	68%

Suggestions to increase downloads include:

- Social media activity – let SAGE know about upcoming articles or special issues that we can promote via SAGE social media accounts.
- Podcasts – consider a podcast collection by interviewing authors/guest editors to provide alternative media for journal readers online. Podcasts that link directly to an issue or article tend to be the most successful.
- Online only special collections – consider creating an online special collection offering by re-packaging older articles and bringing them to the attention of readers.
- Focus on discoverability – ensure keyword choices and titles of accepted articles include key search terms for optimum discoverability in search engines.

Top downloaded articles

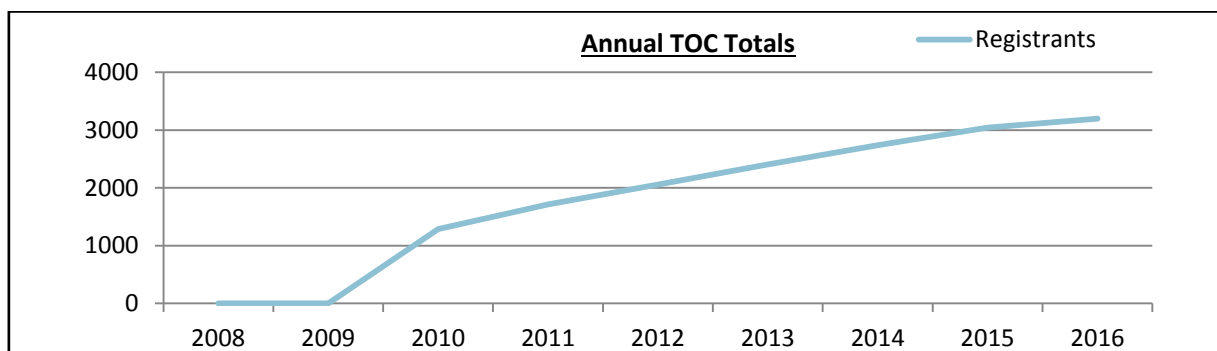
The table below shows the 15 **Capital & Class** articles downloaded most frequently in 2015.

Title	Author surname	Author first name	Publication date	Total abstracts	Total downloads
Social media, riots, and revolutions	Fuchs	Christian	Oct 2012	3061	958
The Unhappy Marriage of Marxism and Feminism: Towards a more Progressive Union	Hartmann	Heidi I.	Jan 1979	7482	727
A critical theory route to hegemony, world order and historical change: neo-Gramscian perspectives in International Relations	Bieler	Andreas	Jan 2004	2447	683
Preface to the special issue: Dialectics and the Gordian knot	Ollman	Bertell	Feb 2015	1	503
The Hunger Games: Food poverty and politics in the UK	Livingstone	Nicola	Jun 2015	1455	469

Title	Author surname	Author first name	Publication date	Total abstracts	Total downloads
Critical management studies and critical theory: A review	Klikauer	Thomas	Jun 2015	1959	408
Energising the political movements in developing countries: The role of social media	Sorour	M. Karim	Oct 2014	1074	400
Marxism and the doctrine of internal relations	Sayers	Sean	Feb 2015	1681	393
Critical political economy and the critique of comparative capitalisms scholarship on capitalist diversity	Bruff	Ian	Feb 2014	1741	391
Neo-Liberalism	Gamble	Andrew	Jan 2001	86	389
Marxism and the philosophy of internal relations; or, How to replace the mysterious 'paradox' with 'contradictions' that can be studied and resolved	Ollman	Bertell	Feb 2015	2134	352
Framing the riots	Cavanagh	Allison	Oct 2012	790	332
Studying comparative capitalisms by going left and by going deeper	Coates	David	Feb 2014	1265	319
The dialectics of unity and difference in the constitution of wage-labour: On internal relations and working-class formation	McNally	David	Feb 2015	1348	311
The historical archaeology of capitalist dispossession	Wurst	LauAnn	Feb 2015	1444	309

Alert registrants

By the end of 2015, there were 3,044 registrants to **Capital & Class** e-alerts (Table of Contents, keywords and other email alerts). This was an 11% increase on prior year. There are currently 3,196 registrants to **Capital & Class** e-alerts. This is encouraging as it shows readers are engaging with, and wanting to be kept up to date on, the latest journal content.

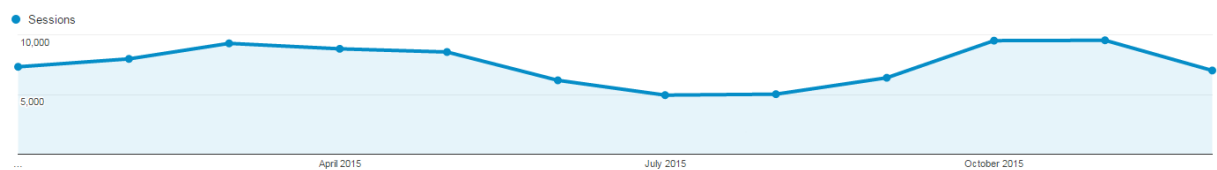


3. Online visitors

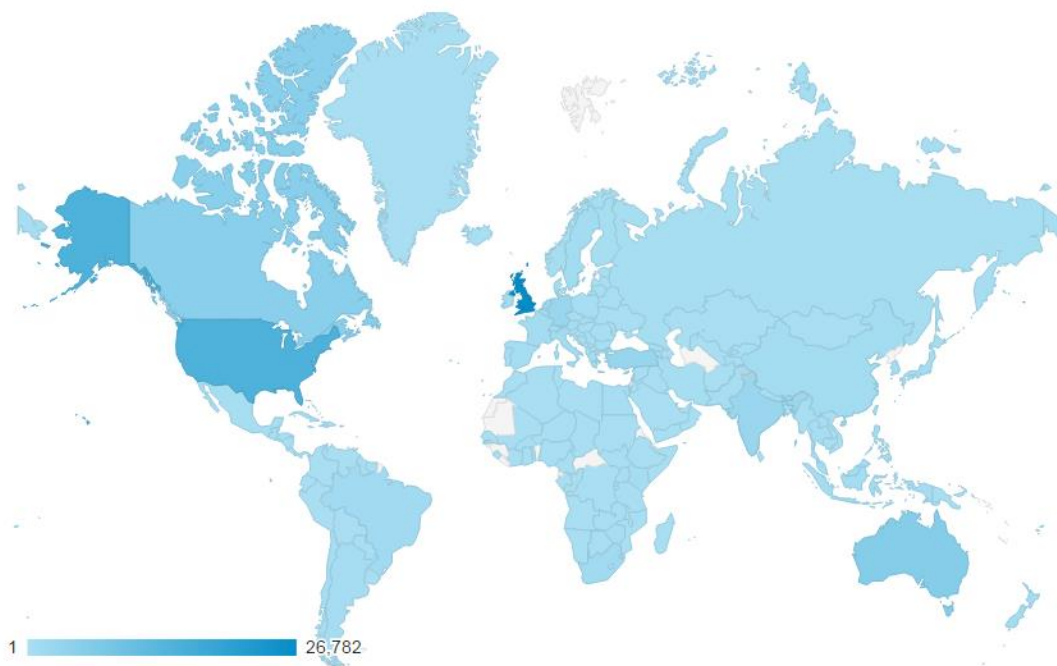
Google Analytics (GA) is a web analytics service that allows website owners to analyse how users interact with their site, providing crucial information on how best to meet their needs. The analysis that follows is based on usage in 2015.

Visitors overview

In 2015, there were 71,709 individuals visiting the **Capital & Class** pages on SAGE Journals, who came to the site a total of 90,563 times. Viewing an average of 2.43 pages per visit, this brings the total number of page views in the period to 219,924.



Visits originated from 185 countries and territories in 2015. In common with most other journals, English-speaking countries sent most visitors: the top visiting country was the United Kingdom (26,782 visits), followed by the United States (14,725 visits) and Australia (5,767).



The top 20 visiting countries to **Capital & Class** webpages are listed in the table below:

Country / Territory	Sessions
United Kingdom	26,782
United States	14,725
Australia	5,767
Canada	5,142
Turkey	2,968
Germany	2,643
India	2,639
Netherlands	1,814
Brazil	1,485
South Africa	1,325
China	1,050
Ireland	1,027
Sweden	984
New Zealand	972
Italy	919
France	914
Malaysia	794
Spain	765
Greece	735
Denmark	732

Traffic

Referring sites are a significant source of traffic. The search, browse and other features on Google Scholar UK provided the highest source of referral links (3,097 visits). It is notable that the Conference of Socialist Economists website ranks on the referrals list, which is likely helped by the banner on the site linking directly to the SAGE Journals page.

Source	Sessions
scholar.google.co.uk	3,097
scholar.google.com	2,835
online.sagepub.com	1,676
facebook.com	1,075
eu.alma.exlibrisgroup.com	737
cseweb.org.uk	680
scholar.google.com.au	567
scholar.google.ca	466
m.facebook.com	431
l.facebook.com	318

4. Citations & Impact

Quantitative metrics are of increasing importance in the evaluation of scholarly research, as universities, governments and funding bodies try to find ways of making their hiring, funding and investment decisions according to measurable criteria.

Web of Science – cited reference search

Capital & Class is not indexed in Thomson Reuters' Web of Science. However, a cited reference search can indicate how many articles have been cited by ranked journals and enables us to work out a notional Impact Factor.

There were 14 citations (by ranked journals) in 2015 to content published in 2013 and 2014. These citations would have contributed to a 2015 Impact Factor, had the journal been indexed. There were 39 papers published in total in 2013 and 2014 (excluding book reviews, editorials, etc).

The notional Impact Factor in 2015 for **Capital & Class** is 0.359, calculated as follows:

$$\frac{\text{Cites to recent articles}}{\text{Number of recent articles}} = \frac{14}{39} = \mathbf{0.359}$$

The table below shows the papers that provided these 14 citations. We have also noted the journal title and JCR subject category in the table, to give an idea of the diversity of these citing journals.

Title of citing paper	Authors of citing paper	Journal	Subject Category (JCR)	Times journal cited Capital & Class (in 2015)
Labour strategies, cross-border solidarity and the mobility of health workers: Evidence from five New Member States	Hardy, Jane; Calveley, Moira; Kubisa, Julia; et al.	EUROPEAN JOURNAL OF INDUSTRIAL RELATIONS	INDUSTRIAL RELATIONS & LABOR	1
Award Regulation and the New South Wales Retail Sector, 1971-88: Crisis and Experimentation amidst Changing Models of Development	Heino, Brett	LABOUR HISTORY	HISTORY/ INDUSTRIAL RELATIONS & LABOR	1
The Significance of Money Beyond Ingham's Sociology of Money	Sgambati, Stefano	ARCHIVES EUROPEENNES DE SOCIOLOGIE	SOCIOLOGY	1
Reading active labour market policy politically: An autonomist analysis of Britain's Work Programme and Mandatory Work Activity	Wiggan, Jay	CRITICAL SOCIAL POLICY	SOCIAL ISSUES/SOCIAL SCIENCES, INTERDISCIPLINARY	1

Title of citing paper	Authors of citing paper	Journal	Subject Category (JCR)	Times journal cited Capital & Class (in 2015)
Debating Economic Democracy in South Korea: The Costs of Commensurability	Doucette, Jamie	CRITICAL ASIAN STUDIES	AREA STUDIES	1
Top incomes under finance-driven capitalism, 1990-2010: power resources and regulatory orders	Flaherty, Eoin	SOCIO-ECONOMIC REVIEW	ECONOMICS/ POLITICAL SCIENCE	1
Variegated capitalism, the Greek crisis and SYRIZN's counter-neoliberalisation challenge	Agnantopoulos, Apostolos; Lambiri, Dionysia	GEOFORUM	GEOGRAPHY	1
A Crisis of the Overcrowded Future: Shadow Banking and the Political Economy of Financial Innovation	Nesvetailova, Anastasia	NEW POLITICAL ECONOMY	ECONOMICS / INTERNATIONAL RELATIONS	2
Tripartism in Comparative and Historical Perspective	Croucher, Richerd; Wood, Geoffrey	BUSINESS HISTORY	BUSINESS / HISTORY OF SOCIAL SCIENCES	2
The life and death of Irish social partnership: lessons for social pacts	Teague, Paul; Donaghey, Jimmy	BUSINESS HISTORY	BUSINESS / HISTORY OF SOCIAL SCIENCES	2
On arbitration, arbitrage and arbitrariness in financial markets and their governance: unpacking LIBOR and the LIBOR scandal	Ashton, Philip; Christophers, Brett	ECONOMY AND SOCIETY	ECONOMICS / SOCIOLOGY	1
State of Speculation: Contingency, Measure, and the Politics of Plastic Value	Konings, Martijn	SOUTH ATLANTIC QUARTERLY	CULTURAL STUDIES	1
The Great Recession and Marx's Crisis Theory	Kliman, Andrew	AMERICAN JOURNAL OF ECONOMICS AND SOCIOLOGY	ECONOMICS / SOCIOLOGY	1
Beyond Flows, Fluids and Networks: Social Theory and the Fetishism of the Global Informational Economy	Roberts, John Michael; Joseph, Jonathan	NEW POLITICAL ECONOMY	ECONOMICS / INTERNATIONAL RELATIONS	2

5. Marketing

Promoting Capital & Class

Our marketing activities aim to:

- Help readers find your content
- Increase access to your journal
- Increase citations and downloads for **Capital & Class**
- Help attract the best submissions from the best authors

We use a variety of marketing tools to promote **Capital & Class**, including social media channels, blogs, email, online advertising and free trials to journal content.

Social media

Social media presents new opportunities and new marketing channels to increase online readership, submission and citation of journal articles. We are seeing a steady growth in engagement (followers, mentions, retweets) among many of our social media channels and evidence of increased traffic back to journal content on SAGE Journals.

We have created a number of discipline-specific social media channels in order to promote our journals. We also tweet to the library community via [@SAGElibrarynews](#) and to the wider community via [@SAGE_News](#)

If you would like information and advice on blogging, producing podcasts or setting up your own Facebook and Twitter account for the journal, have a look at our social media guidelines on the [SAGE Editor Gateway](#). We can work collaboratively with you to create a tailored social media strategy to fit **Capital & Class**.

Importance of using social media to promote your journal

- To help create online communities around your journal and content
- To build trust with your community using a human and interactive approach
- To improve the discoverability of your journal content – the more places your content is mentioned or posted online, the higher the chance it will be found
- To generate discussion around your journal content
- To help identify hot topics in your discipline – what are people talking about?
- To drive users to your journal content

SAGE blogs

[SAGE Insight](#) is our research news blog highlighting journal research, both new and historical, across all subject disciplines. It aims to promote topical and interesting research to the public and policy makers. We invite authors to suggest their articles, if relevant. Our PR team also regularly reviews journal content to check for suitable articles to promote.

The Conversation

[The Conversation](#) is an independent source of news and views, sourced from the academic and research community and delivered direct to the public, with the belief that access

THE CONVERSATION
Academic rigour, journalistic flair

to independent, high quality, authenticated, explanatory journalism underpins a functioning democracy. Their aim is to allow for better understanding of current affairs and complex issues, and allow for a better quality of public discourse and conversations.

SAGE's unique partnership with [The Conversation](#) will enable us to support **Capital & Class** in influencing policy makers and the wider public – raising the profile of **Capital & Class** globally by identifying articles and authors with newsworthy topics and linking them with [The Conversation](#) journalists.

Please take the time to explore [The Conversation](#) and we would welcome any suggestions for articles that could be suitable for use in the exciting content being produced on this site.

Author marketing

We have recently introduced a new series of email campaigns for authors to engage themselves further with the journal that they published in. When an author publishes a paper, they will receive the following series of emails:

- **Five ways to increase usage and citation of your article (to educate authors on tips they can implement to make their articles more visible)**
- **Stay up to date with research published in *Capital & Class* - sign up for Journal Email Alerts (to present new content to authors as soon as it's published)**
- **Sign up for citation alerts to your article (to enable the author to track citations)**
- **See what your peers are reading and citing (linking to live feeds of most read and most cited articles on the journal site)**
- **Thinking about where to publish your next research article? Submit to *Capital & Class* (to encourage further submissions to the journal)**

The series has been set up in such a way that frequently published authors will receive the series of campaigns no more than twice in 24 months and the second time no sooner than 6 months after receiving the first.

6. Production

Claire Rigby stepped down as the Project Manager after issue 40.1. Since then all the tasks she had been covering such as copy-editing, proof corrections have been brought back in-house. Arianna McDevitt continues to work as Production Editor on the journal.

Page budgets and publication dates

Overview

Current Volume: 40

Issues per year: 3

Page extent (volume): 192 (576)

Issue-based journal information

Volume 40	Copy due	All Copy received	Print published	Online published	Extent
1 (Feb 2016)	10/11/2015	14/01/2016	12/02/2016	15/02/2016	230
2 (June 2016)	11/03/2016	28/06/2016	Due in next 2 wks	Due in next 2 wks	202
3 (Oct 2016)	11/07/2016				We have 144 pages left

Recent extents

Volume	Year	No. of issues	Annual extent
40	2016 (YTD)	2	405 (175 left for 40.3)
39	2015	3	566
38	2014	3	646 (overrun of 70 pages)
37	2013	3	530
36	2012	3	582
35	2011	3	520

Online First

Capital and Class has been Online First since 2014, reducing the time from final acceptance to online publication. The move to an article-based workflow with Online First and SMART will continue to reduce the time to initial online publication.



The table below shows the number of articles that were published Online First in the last 11 months.

Month and Year	Number of articles published Online First
September 2015	3
October 2015	0
November 2015	0
December 2015	0
January 2016	0

Month and Year	Number of articles published Online First
February 2016	0
March 2016	0
April 2016	0
May 2016	0
June 2016	1
July 2016	5

The following table shows the number of articles waiting to publish Online First, their status and estimated time of Online First publication.

Status	Number of articles currently awaiting Online First publication
To be published Online First within the next week	0
To be published Online First within the next month	0

There are currently 0 articles in process in production.

7. SAGE Track/Submissions

Capital & Class was launched on SAGE Track (the online manuscript submission and peer review system powered by ScholarOne) in March 2010.

Original Submissions received since 2012

Year	Original manuscripts	Reviews
2012	48	3
2013	43	3
2014	44	7
2015	73	1
2016 YTD	32	0

Geography of submissions – since January 2015

Country of Submitting Author	# Manuscripts
United Kingdom	31
United States	14
Nigeria	5
Brazil	4
Canada	4
Mexico	4
Turkey	2
Argentina	3
Australia	3
Greece	3
India	3
Denmark	2
France	2
Iran	2
Ireland	2
Japan	2
Poland	2
Spain	2
Austria	1
Belgium	1
Czech Republic	1
Finland	1
Georgia	1
Germany	1
Hong Kong	1
Hungary	1
Israel	1
Macedonia	1
Norway	1
Sweden	1
Tanzania	1

Country of Submitting Author	# Manuscripts
Vietnam	1
Summary	106

Acceptance rate

Of the 49 articles that received a decision in 2015, 22 of these were accepted; the acceptance rate in 2015 was 22.9%. This is a decrease on the 2014 acceptance rate, which was 26.1%. The information below is based on decision date, not submission date and includes both original and revised submissions.

2014

Manuscript Decision	Number of Manuscripts	Percentage of Total
Accept	12	26.1%
Major Revision	4	8.7%
Minor Revision	5	10.9%
Reject	23	50%
Reject – Recommend to SGO	2	4.3%
Total:	46	100.00%

2015

Manuscript Decision	Number of Manuscripts	Percentage of Total
Accept	22	22.9%
Major Revision	30	31.2%
Minor Revision	16	16.7%
Reject	26	27.1%
Reject – Recommend to SGO	2	2.1%
Total:	49	100.00%

Time from submission to first decision

The average number of days from submission to first decision in 2015 was 71 days.

8. Author Survey

The Author Survey is sent to every **Capital & Class** author post publication. It includes a number of open response questions, eliciting feedback on suggestions for improvement, suggested topics of coverage, and journal strengths and weaknesses in comparison with related journals. 8 authors have responded to the survey since 2015, some highlights are below:

- 7 authors were 'very satisfied' and 1 'satisfied' with the overall experience of publishing in Capital & Class
- The journal was 75% of authors' first choice venue for publication.

"It was a pleasure working with the folks at Sage. There was a rather significant error in the proofs (the movement of an entire section of text) and the editor immediately understood the issue and it was resolved perfectly. Thanks all - great work and a very nice result on this Special Edition."

"All editorial board and copy-editing people were so kind and professional. I hope to work with Sage/Capital & Class again."

Capital and Class Editorial Board Report

Overview

The EB in 2015-2016 consisted of Owen Worth, Julian Wells, Phoebe Moore, Eleonore Kofman, Barry Ryan, Ian Fitzgerald, Paul Stewart, Gregor Gall, David Bailey, Angela Wigger, Grieg Charnock. Daniela Tepe-Belfrage, Nick Potts, Stuart Shields, Wendy Olson, Steve Fleetwood and Whyeda Gill-McLure.

This has provided a general expertise in the areas of Sociology, (International) Political Economy, Heterodox Economics, Industrial Relations, Labour Studies, International Relations, Politics and Geography. Despite there remains an unbalanced division of labour in terms of co-ordination on the board, in general the board's expertise covers most areas.

The International Advisory Board at present consists of: Stephen Gill (York, Toronto), Patrick Bond (KwaZulu, Natal), Mike Davis (California), John Holloway (Puebla), Makoto Ikoh (Kokugakuin, Tokyo), Bob Jessop (Lancaster), Andrew Kliman (Pace), Joohee Lee (Ewha, South Korea), Alex Miller (Otago), Gerry Strange (Lincoln/UWA), Adam Morton (Sydney) & Kees van der Pijl (Sussex/Amsterdam). Whilst the main purpose of the IAB was to give us a boost for ISI submission and consideration, there is nonetheless a significant gender gap here that needs addressing.

Submissions and Print

To date we have had 50 submissions in the year 2016 and we have made 11 accepts. At the time of writing we have 25 accepts not in print, therefore a back log of 3 to 4 issues. Some of these have been released as online first. We discussed with Sage at the last meeting the possibility of moving to four a year and they have been more active this time and will make a suggested decision in January for 2018.

ISI Citation application

Provisionally our Scopus profile and our (non self-cited) ISI score is comparable with similar journals already on the index. It has also out performed top Marxist journals such as Historical Materialism, which Sage was keen to use as a bench mark. As a result, we will be putting an application in for inclusion next year.

Other Activities

The work undertaken by the working groups has seen an increase in suggested activities that the journal might sponsor. As a result, this year it sponsored a Brexit symposium at the IPEG conference and continued its presence at the Critical Labour Studies workshops. Next year it also intends to feature at the Historical Materialism conference in Beirut, which should aid Middle Eastern readership.

CSE executive committee and office report

Nov, 2016

The CSE XC has had two scheduled meeting in 2015, and the third is effectively this AGM. The first in the spring was via a group teleconference, the second was face to face in Newcastle. This meeting raised discussions about the potential desire to update CSE's Articles of Association (the self-stated rules by which the group operates). An extra meeting, again by telephone was arranged and suggestions may be raised at the AGM. The makeup of the board remains the same.

The new contract with SAGE, now in its second year, has proceeded satisfactorily. Owen and Alistair had the opportunity to meet in person with the SAGE team over the summer.

The organisation finances are in stable condition. All bills and reports are being filed, as required.

CSE has moved to new accountant based in Edinburgh. They have now prepared the annual accounts which all seem to be well. The proximity to the office in Edinburgh has been helpful in several instances.

Journals subscriptions to individuals are now fully handled by the office. Journals go out *gratis* to about 10 UK independent and radical bookshops.

Kate and Alistair continue to speak on an almost weekly basis, providing a line supervisor role.

Submitted by Kate Begley and Alistair Cairns