



The Science of Chiropractic

Daniel David Palmer, Bartlett Joshua Palmer,
Palmer School of Chiropractic

LANE MEDICAL LIBRARY OF
STANFORD UNIVERSITY
300 PASTOR ROAD
PALO ALTO, CALIFORNIA

Copyright, 1906, B. J. Palmer, D. C., Davenport, Iowa,
U. S. A.

THE
SCIENCE OF CHIROPRACTIC

ITS
PRINCIPLES AND ADJUSTMENTS

by

Dr. D. D. Palmer, Discoverer and Developer of Chiro-
practic.

and

B. J. Palmer, D. C., Sec., *The P. S. C.*, Davenport, Iowa,
U. S. A.

ILLUSTRATED WITH 117 ILLUSTRATIONS.

The Palmer School of Chiropractic, Publisher,
Davenport, Iowa, U. S. A.

1906.

93525




YSASALI 1974

F. 7
100

Daniel David Palmer, Jr., is a namesake of Dr. D. D. Palmer. This book is dedicated to him with the hope that he will reach broader and deeper investigations and be another step maker in the progression of specific, pure and unadulterated Chiropractic, is the wish of the grandfather and myself.

B. J. Palmer, D. C.

Jr. J. O. Palmer.



B. J. Palmer, D.C.


B. J. Palmer, D. C.,

Secretary of *The P. S. C.* In charge of *The P. S. C. Infirmary.*

The above is a good likeness of B. J., the only son of D. D. Palmer. He has shown the same indomitable will and courage possessed by his father in preserving the science of Chiropractic from corruption. He is just as zealous in protecting this wonderful knowledge and unique adjustment for the prevention and adjustment of cause of human ills against the intrusion of other and inefficient methods as is its discoverer. He cherishes and reveres with ardent fidelity any of his father's manuscript pertaining to the development of Chiropractic.

Although of a professional rather than of a business trend of mind, he has full charge of the business of the infirmary and school, relieving the President of the cares of the institution.


B. J. Palmer more than offsets any lack in business talent by his stirring enthusiasm and his painstaking attention to the welfare and progress of students. His interest in graduates does not terminate when they leave the school but continues until firmly established in the remunerative practice of Chiropractic, and as long as they continue such unmixed.



M. P. Brown, M. D., D. C.,

Class 1899.

Demonstrator and teacher of Anatomy, *The P. S. C.*



(Historical.)

The Rev. Samuel H. Weed, A. B. 1864 and A. M. 1867 of Indiana University, and B. D. 1867 of the U. P. Theo. Seminary of the Northwest; also a member of Co. K. 133 Regt. Ind. Vol. Inf., resides at Monmouth, Ill.

He first met Dr. D. D. Palmer in 1894, after his daughter had been wonderfully cured by magnetic healing by the doctor, of a sprained ankle that threatened her life. The doctor then relieved him by magnetic treatment of splenic trouble by which he had been laid aside from preaching.

Mrs. Weed and little daughter took Chiropractic adjustments early in 1896 and were much benefitted, after which Mr. Weed also received adjustments for sciatica and got relief. About this time the doctor asked him to suggest a name for the new science and art. He simply translated the doctor's description of it, "done by hand," into Greek, and thus originated the name *Chiropractic*.

Mr. Weed, by receiving adjustments himself from Dr. D. D. Palmer and from his son B. J. Palmer, for various serious ailments, and observing closely the results of adjustments on many others, strongly endorses this most simple and efficient system and will hail the day when poisonous drug treatments, needless painful-or torurous butchery, called surgery, is discarded and Chiropractic is universally adopted.

A LIST OF GREEK WORDS.

We are indebted to Rev. S. H. Weed for the following list of various words that have a relation or close bearing in meaning to "Chiropractic."

χείρ

Χειρο

The hand. Cheir, Kire. In composition,—Kiro.

Χειρίζω

cheirizo

kirizo

To handle, to perform an operation by hand (as in surgery). This would answer to describe hand treatment for disease, and the following forms would naturally come from it;

chirism,

kirism,

Handling, or performing an operation with the hand.

chirist,

kirist,

One who practices healing by hand, or advocates or believes in it.

Χειρουργός

cheirourgos,

kirurgos,

A hand worker or hand operator, a surgeon, which latter is the same word after passing thro the French into English. This would be unsuitable, as it already has a fixed meaning in our language.

Θεραπεύω

therapeuo,

therapeu,

To cure, to attend. Therapeutic, therapist, and therapeutics are from this word. As they stand, it is understood that they mean curing or nursing with medicines, but with Chiro prefixed they could not mean

that. A Chirotherapeutic would be one who cures with the hand. Chirotherapist, one versed in hand curing. Chirotherapeutics, the science of hand curing.

Ἴατρος

iatros,
eatros,

A healer, a physician.

chiriatus,
kiriatus,

A hand healer or hand physician.

chiriatic,

One versed in or adhering to, hand healing.

chiriatory,

The science and art of hand healing.

Καταρτίζω

katartizo,
katartizo,

To adjust, put in order again, restore.

chirocatartist,
chirocatartist,

One who adjusts or puts to right by hand, just the right meaning but a jaw-breaker.

Ποιέω

poieo,
poieo,

To do or make.

chiropoiesis,

The art of doing or forming by hand.

chiropoietic,

Done or shaped by hand.

πρακτός

practos,
praktos,

Done, to be done.

Πράκτωρ

practor,
praktor,

One who does or executes, a worker.

Πρᾶξις

praxis,

Doing, deed, practice.

chiropract,
chiropractic,

Done by hand, or one that advocates
or does hand practice.

chiropractor,

A hand practitioner.

chiropractic, or
chiropraxis, or
chiropraxy,

The science and art of doing by
hand.

DEFINITIONS.

Historical. Chiropractic was discovered by D. D. Palmer, of Davenport, Iowa, in September, 1895. *The P. S. C.* has developed it into a well defined science that has no resemblance whatever to any therapeutical method. Relief is given by hand adjustments that are unique and unlike any movements used by any other school.

Defined. Chiropractic—The science of cause of disease and art of adjusting by hand all sub-luxations of the three-hundred articulations of the human skeletal frame, more especially the 52 articulations of the spinal column, for the purpose of freeing impinged nerves, as they emanate thro the intervertebral foramina, causing abnormal functions, in excess or not enough, named disease.

All movements of or in the body, (including circulation) whether normal or not, are but functions of nerves. An ache or pain is but the impression.

Every act and thought is controlled by nerves; they furnish the life of the body.

The body is heat by calorific nerves, whether the heat is furnished in normal quantity as in health, or in abnormal amounts as in fevers, excessive heat, whether in a portion or the whole of the body.

We are well when the innate and educated nerves are free to act.

Disease is abnormal function.

Innate nerves controll all vital functions of assimilation, circulation and respiration, asleep or awake. Dreams are sensations of the innate nerves.

Diseases are but the result of impinged nerves. 95 per cent of these are caused by vertebral sub-luxations which impinge nerves. These displacements are caused by accidents, or by poisons, whether introduced by inhalation, food, drink, or by the physician who inserts vaccine poison in a healthy body.

Chiropractors use the long bones and spinous processes as agencies to adjust these displacements by hand, by so doing they release pinched nerves.

Chiropractor—One who knows the science of Chiropractic and how to adjust *by hand*, displaced vertebrae of the articular processes of the skeletal frame.

D. C. Doctor of Chiropractic. The sign used to designate one who practices Chiropractic.

Treat—(Webster)—“To care for medicinally or surgically; to manage in the use of remedies or appliances; as, lation.”

to treat a disease, a wound or a patient.”

correspondent or conformable; to bring into proper re-

Adjust—(Webster)—“To make exact; to fit; to make

Adjustment—The name of the action of the Chiropractor when he replaces displacements of the bony frame.

Luration—Where two articulating surfaces have *wholly* lost their proper connection.

Sub-Luration—Incomplete—where articulating surfaces have *in part*—partially—lost their proper apposition.

CREDIT.

Many authors of Orthopedical works are referred to. I wish to thank each of them collectively.

To Rev. S. H. Weed, Monmouth, Ill., Chiropractic owes many thanks for the uprighteous counsel, close friendship, warmth, strong sympathy and interest with which he has entered into the spirit of it from its earliest years. This educated scholar has advanced many ideas which were valuable and have been embodied. The care with which he has presented to the reader a clear outline of the origination of the name—Chiropractic, is one of the many obligations I feel.

Howard Nutting, Davenport, Iowa, that close and careful observer, the author of several articles, in which he shows a distinct conception of its vital points was a necessity. His extensive business and broad judgment com-
pleted

with his therapeutical experiences made him a ready and acceptable convert to Chiropractic. To him, all practitioners of specific, pure and unadulterated Chiropractic owe a large debt.

Special credit is deserving to Dr. E. E. Schwartz, Coldwater, Mich., for his capable articles on Chiropractic in his worthy journal. He has maintained, since studying Chiropractic, that it is superior to Osteopathy. The articles embracing this knowledge are strong and able exponents of specific, pure and adulterated Chiropractic. Several are embodied in this work.

Praise is due to J. L. Hively, D. O., for the manly defense made in behalf of Chiropractic, after being attacked by Osteopathic Journals, because he studied it. The ranks of Chiropractic could support many more of this type.

We wish to make mention of the many D. O.'s who are students of *The P. S. C.* who, as conscientious and capable men, are aiming higher, to get the best. It took grit and determination to blaze this path. The Chiropractic field could contain many such, thanks to the science that it deserves the merit of such a following.

To the many M. D.'s also belong a word, and at least more credit, for they have a broader gap to jump.

I am greatly indebted to my stenographers, Miss Avis Fraser and Miss Ruth Smith, for their many kindnesses, in the many hours, (of which many were overtime) weeks and months at their stenography and typewriting. The articles being copied and recopied, each time embodying new ideas. One who has had experience with an author or writer can appreciate the efforts that have been spent to present its completeness by these, always ready, painstaking helpers.

To A. A. Erz, San Francisco, Cal., a conscientious and observing student of *The P. S. C.* must be given credit for the careful revision of the directory and many new ideas brot out in the classes, which have been embodied in articles herein.

The many kind acts, encouragement and new ideas given by the present class of (51 members) *The P. S. C.* has made possible more time, upon my part, to give the book closer attention, to elucidate many ideas better which by discrimination have been culled and threshed into Chiropractic, thus to increase its value.

To Prof. S. B. Harvey, Hillsdale College, Hillsdale, Mich., I am indebted for his having proof read a portion

of the book. For that which is correct he must be given credit. That which is not literary, blame will be shouldered by the compiler, in his aim to present the ideas first, the reader, remembering he has specialized his efforts to the detriment of the grammar.

To patients at that time, I appreciate greatly the many weary hours that have been spent in reading proof from the original "matter." These have been pleasant ones for "what is done willingly is a pleasure. That which we do begrudgingly is hard work."

The Palmer School of Chiropractic was named after the honored discoverer, Dr. D. D. Palmer. Its growth will, from this time on, be phenomenal. It will continue to thrive, to do credit to he who made it possible. It shall always bear to him the palm and token of appreciation, deep feeling and reverence for the man who discovered *the cause* of disease.

To him I owe my earliest teachings which were rough and hard to bear. I considered them entirely too harsh, for the crime committed, yet now I can see where thrusting upon my own resources, whether just or unjust, was for the best.

This free thinking brought Chiropractic to the front. Dr. D. D. Palmer is now 64 and it shall be my ambition to continue to carry, unstained by acids or poisons or any other treating, therapeutical method, the banner of "*no mixing*" which Dr. D. D. Palmer has always held high and lofty. To this man, student, scientist, and philosopher the world owes much. The tutelage of *The P. S. C.* does his ambitions justice, it proves the public want specific, pure and adulterated Chiropractic. Supply follows demand. His teachings, works and collections are represented in *The P. S. C.* only.

To my honored and devoted father, deserves the bulk of responsibility for the issuance of this work. Altho having many misgivings of its success, he has encouraged its production in every manner possible. Its sale has been greatly increased by his endeavors. Many discouragements have befell the compiler but invariably Dr. D. D. would come to the rescue with another article, which would prove the necessity of making such public.

I wish to thank collectively, the hundreds of subscribers who have given their encouragement, financially, by correspondence and personally. To every publisher the question as to whether the sale will justify a meager or

large expenditure, to give to the public a book which he deems proper or one made to sell. The advance sale has, from the first, merited my producing a work which I am firmly convinced will go down in history as authentic and reliable upon this science.

If any friends have been overlooked it is because this has been written at the last when time was an important factor in the early completion of the book. With such apologies I again express my thanks to all.

B. J. Palmer, D. C.,

Sec. The Palmer School of Chiropractic. (*Chiropractic's
Fountain Head.*) Davenport, Iowa, U. S. A. 1906.

PREFACE.

The object of this book is, primarily, to assist in placing Chiropractic on a firmly scientific basis, and incidentally to place within the reach of the humblest intellect the most effective method of adjusting the cause of disease.

We do not expect it to stand upon its literary merits; for if unsound in principle, felicity of diction cannot save it; if sound in principle, homeliness of expression cannot destroy it.

Our primary object in compiling these writings and offering it to the public is in response to an immense demand thrust upon us for the same, thus assisting to bring it within the domain of the exact sciences.

That this has never been accomplished is owing to the fact that no successful attempt has been made to formulate a complete work without adding many adjuncts, thus losing its individuality.

In the following pages I have attempted such a complete work as time aside from professional and school work has allowed.

In proportion as we gain knowledge of the cause of disease, we will not treat effects. All therapeutic remedies do that. Students that are studying this work for the special purpose of learning the cause of disease, to locate and then to adjust, perhaps have the idea that you would add Chiropractic to the therapeutic remedies that you have known, but just in proportion as you learn the cause of symptoms and know how to adjust them the less you will use remedies. Chiropractic is not a remedy. You have been treating effects by the best therapeutical remedies that you knew. You are not now studying of any remedy, new or old, but to learn the *cause* of our afflictions and how to remove them. You each desire, at least such is supposed to be the case, to learn Chiropractic, i. e., the cause of all diseased conditions, that you may the more readily know how to remove them. You will readily see the less you think of therapeutical remedies, let that be a hypodermic injection, suggestive therapeutics, physical culture, magnetic treatment, or any other means used for the ameliorating of diseased conditions, will not only occupy time, but cannot consistently think of using both. If it is better to know *cause* and right it than treating effects, *why not* learn all we can of the former and quit thinking of the latter.

I aim to be liberal enough to think that all modes of healing are therapeutical remedies, they have more or less effects on disease, on symptoms; but we are not studying any or all the remedial methods of treating effects; we are to learn how to adjust the *cause* of our ailments, maladies, disorders, sickness, illness, complaints, and affections.

The more you think of therapeutical remedies for effects the slower you will learn how to adjust for ailments. In other words, the more you think of treating effects, the slower you will be to take in Chiropractic. The more tenacious to the old, the less readily you absorb the new.

We do not blame you for selecting the best therapeutical remedy for diseased condition, for doing the best you could in the past, but we do pity you, and the world, that you have not sought after and long ago found *the cause* of ailments. You, my students, have this book for the purpose of learning adjustment and how to right the wrongs that cause our ailments. If you desire brakes on the wheels of progress, to retard your development and those with whom you come in contact, continue to keep your minds and others filled with remedies for symptoms. It is a positive fact in order to take in a new idea, you must drop the old, must let go of old opinions in order to observe and conceive new thots. To learn is but to change our opinion.

In conclusion, I desire to say that I claim no credit for this work, other than that which is due to an honest, scientific desire to promote the truth for its own sake. Sincerely believing in the absolute correctness of Chiropractic principles, I have not hesitated to follow it to its legitimate conclusion in every field which I have studied. If at the close of the book you are more interested I shall be glad to hear from you and will further your interest as far as correspondence and my time will admit, by mail or personal attention, as your teacher, while in attendance at the P. S. C.

I am perfectly aware that many conclusions reached in these pages are antipodal to preconceived ideas and for the purpose of establishing the individuality of Chiropractic, I publish them.

B. J. PALMER, D. C.

Sec. *The Palmer School of Chiropractic. (Chiropractic's Fountain Head).*

Davenport, Iowa, U. S. A., 1906.

CHIROPRACTIC BRIEFS—NO. 1.

Chiropractic is a science.

Drugs are a delusive snare.

Health is better than wealth.

Chiropractic is independent thot.

This book will make people think.

Chiropractic is the study of Innate.

Chiropractic is thoroughly American.

Chiropractors have no starvation period.

The doctor who has no patients, loses none.

Pain is one of the symptoms named disease.

The sick need help, not drugs or incantations.

Chiropractic is founded on mechanical adjustment.

Economy is one of the basic principles of Chiropractic.

***The P. S. C.* leaflets present Chiropractic unadulterated.**

Better learn to adjust luxations than to handle drugs.

Chiropractic is a distinct science, it is yet being developed.

We have our idiosyncrasies. Chiropractic is one of them.

The human body should be repaired, not poisoned by drugs.

Chiropractors deal with the fine sensitive nerves of the body.

Chiropractic when applied understandingly has no equal.

The pathology of therapeutics is not that of Chiropractors.

Adjusting shows the skill or awkwardness of the Chiropractor.

If *The Science of Chiropractic* talks common sense, correspond.

Observations are stepping stones on the plains of progress.

We are changing the prognosis of chronic and acute diseases.

Chiropractic adjustments are attracting universal attention.

Diathesis in etiology is a word without meaning to a Chiropractor.

Why not learn to adjust the displacements, and help the afflicted?


We intend to give free rein to Chiropractic thots and expressions.

Chiropractors find displacements which cause abnormal functions.

The time is coming when a drug store will be thot less of than a saloon.

It appears that all nations have some form of home manual treatment.

The growth of Chiropractic has been in proportion to its individuality.



**THE PALMER SCHOOL AND INFIRMARY OF
CHIROPRACTIC.**

“Chiropractic’s Fountain Head.”

Davenport, Iowa, U. S. A.

ILLUSTRATION NO. 1.

A knowledge of the *principles* of Chiropractic is necessary for success.

Chiropractic seldom fails, and never does harm when properly used.

The P. S. C. must needs be a contortionist, in order to please every one.

Chiropractic is new. In all other professions there is not elbow room.

The Palmer school was named in honor of the founder of Chiropractic.

Chiropractors adjust the cause of disease instead of treating effects.

The medical profession is overcrowded; it is not so with Chiropractic.

Chiropractors can adjust the cause of diphtheria in one or two adjustments.

M. D.'s rely largely on subjective symptoms; the Chiropractor on objective.

As a rule, doctors and lawyers run their business for what there is in it.

There is no power in a bath, vibrator or battery to replace a displaced joint.

Chiropractors trace a large share of ailments to the mal—alignment of vertebrae.

We neither treat, knead nor manipulate our patients. We adjust displacements.

People are becoming too intelligent to dose their stomachs for all human ailments; they no longer cater to the whims of drug mongers.

This school does not ask you to believe anything that cannot be proven in the clinic.

The one who criticises, lays a crown at the feet of the one whom he animadverts.

The Osteopaths use many movements for each disease, the Chiropractors but one.

Why not be among those of whom it can be said, "The laborer is worthy of his hire?"

When we are in perfect health, all functions of nerves are performed in a normal measure.

Those who practice the science of Chiropractic are Chiropractors, not "Chiropractics."

We expect to double our immense pathological collection the coming year.

We do not expect to please all. What is mental food for one, is poison for another.

Sneers will not down facts; these are not weapons of a truly scientific mind.

"Incorporated school" is a good talking point, but has no value to its students.

An incorporated school does not legalize its students. Sounds big, but has no value.

Removing the cause of disease ought to be substituted in the place of treating the ailment.

There is no effect without a cause. Chiropractors adjust causes, others treat effects.

Loss of life does not come from Chiropractic adjustments; wish that we could say as much for surgical operations.

Chiropractic diagnosis is founded upon objective inspection, especially nerve tracing.

Physicians of any school are invited to call and see our unequalled pathological collection.

Other schools are learning that diseases are nerve disorders, instead of blood poisons.

Chiropractic is founded upon a correct knowledge of anatomy. It adjusts displacements.

Nerve impingement may cause inflammation in a bone or joint, the same as in softer tissue.

Chiropractic does not derange the nervous system, by causing abnormal functions, as do drugs.

No worthier profession exists or offers so many opportunities for doing good, as Chiropractic.

When the medical men learn to cure, they will have no cause to complain of the irregulars.

Chiropractors have located the cause of neurotic diseases which have baffled the Medical world.

The new science of Chiropractic dispenses not only with drugs and the knife, but with remedies also.

Freedom of practice in the healing art is imperatively necessary for advancement and improvement.

Chiropractic is the only science which exactly locates the cause of disease and teaches how to adjust it.

The Chiropractor is not valued according to the amount of hard work he does, but by the skill employed.

Every physician and scientist who investigates Chiropractic, says it is logical and in accord with facts.

The more clearly and forcibly we can impart the principles of Chiropractic, the better it is for our students.

Chiropractic is the only science that exactly locates the cause of disease, and then adjusts it by hand.

What do you think of a law made for the people by the drug doctors, especially for the latter's benefit?

In the near future, some pseudo Chiropractor will advertise to teach Chiropractic by mail and fool many.

We have never seen a correspondence Chiropractic graduate yet that knew enough to get out of the rain.

All the drugs in the world would not adjust a displaced joint, whether that be in the vertebral column or elsewhere.

Every physician ought to learn how to adjust the cause of typhoid fever by one adjustment. Chiropractic does it.

An Osteopath on a State Board would be as incapable of examining a Chiropractor, as an M. D. an Osteopath.

The people desire the doctor who is skilled in his profession. They have but little use or respect for a hybrid.

Innate says, "I have overworked my brain." The mind has not done so, it is but a creation of the brain by Innate.

Doctors who use drugs do not need intelligent patients. One who takes drugs does not need an intelligent doctor.

Chiropractic leaves superstition entirely out of its etiology, it has no mental allusions as cause for disease.

The world's successful men, and those who are going to join the ranks, never say to themselves, "I'll do it tomorrow."

When we speak of a vertebra being dislocated, luxated, or displaced, we refer to its being separated more or less from the one above or below. As to whether posterior, anterior, left or right lateral, depends upon which one we refer to.





RECEPTION ROOM *THE P. S. C.*
South View. Entrance to Office in Rear.

ILLUSTRATION NO. 2.

Readjustment of the physical frame, then the recuperative powers inherent in the body, is all there is to so called cures.

The Osteopath accepts all of Allopathy but that of drugs. Chiropractic assents to nothing that is Allopathic.

In the near future, Chiropractic will be valued for its preventive qualities, as much as for relieving the cause of ailments.

Science is knowledge; art is manifested in the ability of using that knowledge. Diagnosis includes both science and art.

A Chiropractor is one who is skilled in the science of Chiropractic, one who makes a practice of adjusting vertebrae by hand.

The Chiropractor is presenting to his patients a system that is scientific, devoid of the therapeutical experimenting of the drug methods.

The medical schools talk about "ridding the body of disease," as tho it was something foreign that had to be driven out.

No other profession offers such an opportunity to think, reason, investigate, and discover new and valuable truths as Chiropractic.

A machine for the replacing of vertebrae is too much like using brute force. Better use Chiropractic, using the processes as levers.

Many remedies are positively injurious, others harmless, and some are decidedly a benefit, but is it not better to adjust the cause?

Many people tell us that they have tried everything,

when the facts are, they have used only prescribed or patent medicines.

Stand by your principles, defend your rights, whatever comes of it. Nothing else in this world can bring you satisfaction in life.

There are "Chiros" and Chiropractors. The former seceded from the original when the mallet and spine set were introduced.

The people need light in order to protect themselves from the Germo-Anti-toxin-Vaxi-Radi-Electro-Microbi-slush death producers.

If a physician knew that relief was not a cure, he certainly would look for the cause instead of prescribing remedies for the effects.

Medical doctors do not need to know the cause of disease. They are required to learn symptoms and know what medicine to give.

Chiropractic is not faith cure, Christian Science, magnetism, electricity, Osteopathy, hypnotism, massage, or any thing else but Chiropractic.

A Chiropractor does not know an anterior luxation. He comprehends what the Osteopath means by them and knows how and why the mistake.

If the reading of our literature is interesting, what must it be to take up the study in connection with an immense pathological collection.

There are persons who would rather be killed by a regular in a customary way than to get well by an irregular in an unusual manner.

To comprehend what Chiropractic is, necessitates a knowledge of the principles of the science, also, wherein it differs from therapeutic schools.

Acute diseases demonstrate our success in practice. Where medicine requires weeks, the Osteopaths, days; we ask only for minutes.

If you are sick, use your reason; do not dose your stomach for a distress which is caused by some nerve being pinched; remove the pressure.

A vertebra may be accompanied by an audible sound when adjusted, or it may not be. We often replace vertebrae without any noise.

If a vertebra or other joint has been drawn or forced out of its normal position, why not replace it, instead of using a plaster or liniment?

Chiropractic knowledge cannot be rubbed in, until the arthritic deposits in medical joints have been dissolved by browsing on cause and effect.

Every P. S. C. graduate is entitled to a free post-graduate course, at any time for any length.. Where is there another school doing as much?

Medical laws are made to favor those whom nature has not endowed with enough ability to protect themselves from their more successful rivals.

The elastic cushions, named intervertebral cartilage, answer a similar purpose in the vertebral column as do buffers between railroad coaches.

“Dietetics,” when man has sufficient intelligence to build a child, then and not until then he can dictate to Innate what and how to “diet” the body.

Chiropractors correct the mechanical displacements which cause derangements, thereby liberating impinged nerves, allowing normal functions.

The P. S. C. will at all times take pleasure in showing those interested, the difference between treating the effects and adjusting the cause of disease.

Any graduate selling his notes or who attempts to teach forfeits post-graduate work. The object is to discourage cheap schools and cheap people.

We do not use electricity, X-rays, drugs, or anything else to treat the symptoms, but depend upon adjusting the wrong which produces the ailments.

When your spine is pliable, elastic and supple, you are young and bouyant. As your backbone stiffens, becomes rigid and inflexible, you become old.

Regular physicians have caught on to the triumphant idea of combining strychnine with morphine, so as to irritate as well as deaden the patient.

There is no outward gain by any school stating that it is incorporated. Such protects only stockholders from debts beyond the amount of their stock.


It is a cinch to be a drug doctor. They need to know enough to feel the pulse, look at the tongue and prescribe some one of the usual half dozen remedies.

Roots, herbs, drugs and minerals are used to treat the effects; they often produce other symptoms much worse than the diseases they are expected to cure.

From baby in the high-chair to grandma in the rocker, we are liable to accidents which displace some portion of our bony frame work, causing future disease.

The more medicine one takes, the more they must take. The smaller amount taken, the less needed. If they take none, they soon discover that they need none.

Horses, after a hard day's work, desire to roll on the ground for the purpose of relieving tired muscles. It is to them what napravit is to the Bohemians. when the facts are, they have used only prescribed or patent medicines.



PRIVATE OFFICE.

Dr. D. D. Palmer.

ILLUSTRATION NO. 3.

Four hundred years before Christ, Iccus and later Herodotus, applied bodily exercises and manipulations of the body to assist in restoring health.

Physicians are learning to give less drugs. They find that poisons are not suitable for the human body. They give a little in order to satisfy their patients.

Under the guise of philanthropy and the public good, the people are required to patronize a privileged class of drug dosers, no matter how distasteful.

P. S. C. students have all they can do for six days to the week, including holidays, studying that which is a necessity. No time to waste on adjuncts.

A Chiropractor makes well the most acute cases by one adjustment. The medical men will get in weeks or months. Which pays you best? Which pays him best?

The P. S. C. teaches brevity. Eliminate needless studies. Innate knows more and better how to act upon them than we. Why not give something practical?

Chinese and Egyptian history shows that a system of healing not unlike what is now known as Manual Therapeutics, was practiced centuries before Christ.

All therapy schools direct their treatment, consisting of remedies, to the part of the body where abnormal functions are manifested in symptoms, named disease.

The Chiropractor asks for symptoms that he may locate the cause of the ailment. The medical man inquires about infection in order to name the disease.

Doctors who make it a business to administer poison in liquid and solid form, should not continually be warning people against the dangers of drugless healers.

Why search the world over for an exterminator or an antidote for disease? Why not look for the cause of our ailments in the person afflicted and then correct it?

Humanity is losing faith in drugs. Why not, when the most eminent physicians in all ages have expressed a belief in their unreliability and worthlessness?

“Osteopathy includes all that is reliable in the therapeutics of medical science.” Chiropractors do not include nor accept anything that is therapeutical or medical.

Chiropractic is radically different from all modes of healing that no one should expect to become acquainted with its principles by reading one or two leaflets.

The skeletal frame constitutes the stability of the human body. Just in proportion as its parts are in normal apposition, its healthy condition is unwavering.

Gradually the barriers of prejudice and ignorance are giving way. There is no longer thick ice to be broken. Chiropractic is becoming known for what it is worth.

It is useless to administer a powder, potion or pill to the stomach when the body needs adjustment. The jeweler would repair the watch and not pour oil in the keyhole.

Chiropractic uses no drugs nor other remedies for diseased conditions; it adjusts the wrongs, the displacements that cause those afflictions that we name disease.

Why does a physician prescribe for the effects, the symptoms, the disease? Because he does not know the cause. If he knew, he would adjust, instead of treating it.

Relief by morphine and strychnine is attended by a loss of sensation and reason; they offer a senseless palliation that blocks the way of a cure, and often causes death.

Why use two or more symptoms, the principles of which are diametrically opposed to each other in theory and practice? If one is right in its doctrine, the other is wrong.

It has taken Dr. Palmer many years of hard study to

localize the cause of disease, and close application of his unusual genius to develop this unique method of adjusting vertebrae.

Ten years of teaching its fundamental truths, enables this school to present it unmixed with the doubtful and ambiguous ideas of therapeutics.

“Hygiene,” Many things read and talk nice, but facts are facts. The healthiest individual in our cities today is the dirtiest Italian baby that rolls in the dirt. He never takes a bath.

“In acute diseases, can you always locate a luxation causing the trouble?” Yes, much more readily than in chronic cases. The desired results are more quickly realized.

One who dies under the treatment of an irregular, causes much more comment by the Regulars, than many who die of the same disease under the old-line dope dispenser.

The sacral nerves pass thru foramina of large size, therefore, are not liable to be impinged, except in great distortions by fracture in adult life, or displacements in youth.

Every function of the body is under control of the brain and nervous system. Nerves are the life of the body. All actions, even that of heat, is produced and regulated by them.

The body is a living mechanical nerve machine, liable to be injured by accidents which may displace some portion of its skeletal frame. Adjust, instead of filling with noxious drugs.

Nothing is so wholesome as a clear conscience; remember, that you may be able to get away from those whom you have wronged, but you can never get away from yourself.

An Iowa Health Bulletin says, "The next examination of physicians and osteopaths." A distinction being made between a physician and an Osteopath. An Osteopath is not a physician.

We believe in sanitation and hygiene, those remedial measures which have lessened many diseases of our childhood, therefore we have a friendly feeling for all reform and harmless methods.

Cause and effect are not identical, the former always precedes the latter.

The only reason why a cause is a cause, is because it is the cause of something.

The cause of disease is intelligible, the adjustments, tho varied, are readily learned. Every move of a Chiropractor shows scientific intelligence, each move is made with a special aim in view.


Chiropractors can, in a measure, predict individual diseases, by an examination of the spinal column. To replace the displacements, would be to remove the cause and prevent diseased effects.

Disease is a material derangement and must have a material cause. Innate of itself is complete and perfectly capable of running the body. Disease being the manifestation of the interference.

Chiropractic is not responsible for drug habits, but, when properly handled, will correct displacements which have been caused by the continued use of strong drink, tobacco or morphine.

All therapists, with very few exceptions, occupy the ridiculous position that malposition (subluxation) of the articular surfaces of the joints, more especially of the vertebral column, do not exist.

The Medical Cormorant desires to swallow Osteopathy, and hide it in its capacious pouch in order to get rid of a



PRIVATE OFFICE, *THE P. S. C.*
“Dr. B. J.’s” desk in foreground.

ILLUSTRATION NO. 4.

successful rival. Osteopathy, in its turn, is just as anxious to appropriate Chiropractic.

The intelligence of the intellectual man is as a grain of sand on the seashore when compared to the added knowledge of Innate for hundreds of generations. Why should man dictate to Innate what to do?

Chiropractors claim, when all parts of the skeletal frame are in proper apposition, there is health. That the bones may be displaced during sleep, or when we are awake, by accidents, or poisons.

Morbid, human and hygiene philosophy are of but little or no value to a Chiropractor, because Innate Intelligence knows far more in regard to functions, than Educated Intelligence ever did, or ever will know.

The Osteopaths work the body, in all its various parts, from fifteen minutes to an hour each treatment. The Chiropractor locates the cause of disease, then corrects the abnormal condition by one move.

The idea of poisoning healthy people with vaccine virus, inoculating them with one disease to prevent another, spreading it in a mild form, to protect the victim from a more serious attack, is irrational.

People make a great ado if *exposed* to a *contagious* disease, but they submit to being inoculated with rotten pus, which, if it takes, is warranted to give them a disease. "What fools we mortals be!"

Chiropractic is scientific. It is in harmony with nature. It is but natural to fix the wrong, if we but knew what it is and how to do it. This new science teaches the cause of disease and how to adjust it.

Some M. D.'s feel that they have earned immortal names, when they have succeeded in locking the wheels of progress by forging chains of superstition, making them a little stronger on the mentally blind.

“What is the comparative amount of labor required?” The labor as well as time when compared with osteopathy is almost nothing. But Chiropractic needs more time to learn, because it must be given exactly.

There is as much difference between therapeutical methods, which use remedies to treat disease, and that of Chiropractic, which adjusts the cause, as there is between a horse chestnut and a chestnut horse.

Living tissue has a feeder, which extends itself from feeding point to every cell by a path. It is a positive fact that disease does not represent something wrong with the feeder but its method of transportation.

Chiropractors have adopted the appendix, D. C., (Doctor of Chiropractic), which they feel proud of. They have no desire to annex M. D.; for a full fledged Chiropractor does not use drugs, he does not dose his patients.

D. S. Maddox, M. D., says in the *Medical Brief* that “It is the concensus of opinion among the liberal element of the medical profession that no medical laws at all would be far better than those which now disgrace the statute books of most of the states.”

Chiropractors are opposed to poisoning any person, be they sick or well, therefore we are opposed to vaccine virus, and the use of drugs as a curative measure, for they do not fix the wrong that causes the trouble.

Medical books are built on the old plan of treating diseases. The more you study, the deeper you are in medical ruts, and the harder it is to get out. If you desire to learn Chiropractic, study its principles.

Ray says: “He that uses many words for explaining any subject doth like the cuttle fish, hide himself for the most part in his own ink.” The Chiropractor, therefore, will try to tell what he has to say in as few words as possible.

The originator of this science cannot be charged with having lost his right and opportunity to establish it, pure and undefiled, by neglecting to assert and defend it.

We can by one adjustment so change the symptoms of pneumonia, typhoid fever and other acute diseases, that any M. D. would not recognize it as the same affection he had diagnosed five minutes before.

There is a greater difference between Osteopathy and Chiropractic than Allopathy and Homeopathy. There is a recognized distinction between the two medical systems; why should there not be between the two drugless?

Physiology is but functions. Human physiology is functions of the human body. Pathological physiology is morbid functions. Functions performed abnormally create conditions known as disease. Normal functions is health.

Germs are scavengers. To charge them with being the cause of disease would be as unjust as it would be unfair to the street scavenger to charge him with having produced the filth which he is engaged in removing.

A physician of this city kindly offered to bring a spine to our office in order that he might show us a certain condition. He was not aware that we have more vertebral columns than all the Iowa and Illinois doctors.

Investigators think the discovery of Chiropractic wonderful. We think it strange that M. D.'s, who for centuries have dissected thousands of people, dead or alive, have never discovered the cause of disease.

Our graduates usually adopt the same prices as the parent school, viz., \$10 for the first week and \$5 for each subsequent week. Special cases, such as cancers, tumors epilepsies, insanity and hernia, are twice the above.

It only brings the science of Chiropractic into disrepute to use remedies. The mixing of any drug or other agencies with adjustment for the treatment of disease, acts as a hindrance to the progress of this science.

Some one says "the wise man sells his knowledge." If he gave his knowledge away he would be a fool; and if he were a fool, he would have no knowledge at all. Ergo—a man who gives away his knowledge has none to give.

Practitioners just opening an office, and more especially if they use an unknown method, get chronic cases which others have abandoned, but in time they secure their share of the acute cases, which a Chiropractor can fix by one adjustment.

Dr. D. D. Palmer does claim to be the first person to adjust vertebrae by hand, using the spinous and transverse processes as handles, thereby simplifying the replacing of vertebrae, so as to create a science, which he named Chiropractic.

Nature, Instinct, Subconscious Mind, or Innate, as Dr. D. D. Palmer has named it, has one fixed law or principle in all animals and organic or vegetable matter. All living matter (and nothing is dead) is the demonstration of this fundamental law.


When an M. D. speaks of luxations of the spine, he refers to a complete separation of the articular processes.

A Chiropractic luxation is a partial separation of two articular surfaces, which are readily replaced by the hands of a Chiropractor.

Chiropractors find displacements that obstruct natural functions. Physicians look for obstructions in the fluid channels, give the stomach a dose, expecting it to hunt up the obstacle, clear the canals, retard or accelerate the circulation of the fluids.

Nerve compression causes partial or complete loss of functions, or inflammatory conditions. The degree of pressure determines the pathological condition. A slight impingement produces an excited action. A heavy pressure, that of paralysis.

Our foreign mail is on the increase. It is now quite common for us to receive orders for Chiropractic literature



LIBRARY.

Value \$5,000.

The Palmer School of Chiropractic, and every student thereof, have good reasons to be proud of the number of books that we have for their use.

This library is composed of 15,000 volumes, which are in 40 sections of the Globe-Werneck Book Case Units. It contains the only set. Thirty volumes, of original writings of the autobiography of Chiropractic from its birth to the present date.

The origin and date of each article, when received by B. J. Palmer were compiled in book form so as to prove, in the future, without a doubt, the authenticity of the origin and subsequent development of the Science of Chiropractic.

Many medical works, centuries old, of great value, also books dealing upon Chiropractic and a large number of modes of healing are here. Thus it will be readily observed that these books are especially adapted for the use of students who desire a full knowledge of the Science of Chiropractic and a broad comparison. This is one of the essentials upon which this school has won its wide reputation as the highest Chiropractic authority.

from India, Austria, Mexico, Germany, France, England, Scotland, Ireland, Canada, Australia, Hawaii, Philippine Islands, Cuba and Hayti.

A human being, like inanimate machines, should be examined occasionally, if any part is found displaced, adjust it, using as much good sense in doing so as you would in repairing a watch, organ or steam engine. "A stitch in time saves nine."

The question is being rapidly settled by intelligent people that doctors who do not know how to cure disease without dosing their patients with poisonous drugs must change their mode of treating symptoms to that of adjusting the cause, or quit business.

There are hundreds of ways by which the joints of the skeletal frame are displaced, among which are slips, falls, strains, lifts, jerks, jars, concussions, the many poisons from decaying animal and vegetable matter, and those administered by physicians.

The road with the deepest ruts is the most used. Chiropractors have built a new highway that has no ruts. Be careful, Chiropractors, lest we get into some of the old ruts made by other schools. You will find it is difficult to rid yourselves of habit.

Constipation, catarrh, headache, rheumatism, fevers and so on thru the list of diseases, do not always come from the same luxated vertebra. Our students are taught how to locate the cause of troubles by nerve tracing, and other Chiropractic principles.

The medical schools arrest progress by binding the people to drug treatment, killing research, forcing idleness upon active brains, branding with iniquity original thinkers who revolt against servile imitation of the medical code, and refuse to follow their dictates, like sheep, unquestionably. Human health is priceless and far too valuable to jeopardize in the interest of hostile, prejudiced, monopolistic schools.

Chiropractic Orthopedy is one of the branches of Chiropractic taught at *The Palmer School of Chiropractic*. It has been developed in the last three years by Dr. Palmer, who discovered the science of adjustment. It has not been placed in the curriculum of other schools.

We graduated students before we were able to adjust the cervical. One of these, living in Minnesota, used the mallet and stick to drive the displaced vertebrae into place. This mode of pounding cervical vertebrae is used and palmed off as Chiropractic by many.

We inherit family peculiarities, not only in outward shape, facial expressions, etc., but in our internal makeup of bones, nerves and blood vessels; for be it remembered that no two of us are any more alike in our osseous and soft tissues than in our external form.

If any rival school, let that be Homeopathy, Eclectic, Osteopathy, or Chiropractic, would wait till they had the "approval" of the Old School of Medicine, the earth would become gray-haired and bald-headed before there would be any change or advancement in the healing art.

Nature makes no repetitions. Similarity there is; but never absolute likeness. This is nowhere so forcibly illustrated as in the spinal column. We handle a great many. There are no two of them that are alike. No one vertebra in one spinal column will fit in the place of another.

In the December number, 1905, of *Journal of Osteopathy*, a writer says, "this bone (the innominatum) has caused the writer more worry and anxiety than any other piece of osseous structure in the body." Chiropractors have less trouble with ossa innominata than any of the vertebrae.

Heretofore, all modes of healing have looked upon blood as the life of the human body; but the controlling power is brain and expressed by nerve impulse; all fluids are propelled by nerve force; the heat of the body, whether normal, too much, or not enough, is the result of nerve impulse.

We have had many requests for a large photo of Dr. D. D. Palmer, the discoverer and developer of Chiropractic. In order to fill this we have mounted photos $7\frac{1}{2}$ by $9\frac{1}{2}$ inches, on cardboard 11 by 14 inches. Price \$2.00. This framed makes a nice addition to any Chiropractor's office.

For a Chiropractor to injure one person, even to the causing of piles, is awful and should prevent many from going to them. But the killing of hundreds in the hospitals, seems to have a fascinating influence on others, who are not only willing but anxious to have an operation performed.

The cracking sound is no indication of an adjustment being given correctly. Students often make mistakes when adjusting, even under my supervision, and by such make the patient worse, or produce some disease not present before. Such blunders are readily corrected by the skilled Chiropractor.

If you would be a man, not a flunkey, do not put on the degrading livery of mental slavery which organizations keep for their members. The man who is true, who has merit, must have his own opinions, must speak his own mind, and live his own life. People know this, and judge accordingly.

Man is a machine, one of the most wonderful ever created, like all other machines it is liable to have some portion displaced by wrenches. Then why not secure a human machinist who understands the cause of disease, a man who can detect and adjust that which is out of alignment?

The Chiropractor does not treat disease; he adjusts some part of the skeletal frame, replacing it in its normal position. He does not rub or press, he puts it into its natural position with his hands. There is nothing extraordinary about this; machinists use their hands when adjusting parts of a machine that is out of alignment. Why not we? So many think we rub, magnetize, or hypnotize.

CHIROPRACTIC BRIEFS—NO. 2.

Chiropractic came into existence thru a combination of circumstances which made surrounding environments of such a nature that it could no more help being born than you or I. Such a coalition of conditions never did occur before; if they had, then it would have been discovered prior to 1895.

A Chiropractor has no use for remedial agencies, nor the laboratory to examine the sputum, bile, urine, faeces, blood and serum, just to show us the resultant conditions. It is the desire of the Chiropractor to adjust the cause of these derangements named disease, then there will be no need of treating effects.

Chiropractors do not *combat* disease. They do not look upon it as an enemy, that must be fought, conquered and vanquished. They find it to be the result of misfortune, as we would that of distress from a fractured bone, or a displaced joint. The afflicted need our assistance and sympathy.

The Chiropractor takes the disordered mechanism of man, and by properly adjusting the deranged parts, allows nerve impulses to perform their natural functions.

The medical man clogs its machinery with mysterious mixtures and finally turns it over to the surgeon to complete the work of destruction.

We believe that disease is the result of anatomical abnormalities (bones slightly displaced by various accidents) which cause physiological discord, and abnormal functions. Therefore, to return health, to free the body of pain and distress, we replace the displaced parts of the nerve machine in their proper position.

We do not treat disease. We do not treat effects. We adjust the cause. Symptoms, complaints, disorders, distempers, maladies, affections, illness, indisposition, sickness or disease can be treated, but not adjusted. The cause of these cannot be treated, but a Chiropractor can and does adjust the cause thereof.

There is no more resemblance between the two methods than there is between the Franklin printing press of 1720 and a 3-deck Goss Perfecting Press.

We adjust the vertebrae of curvatures by hand, and never by a machine. We never stretch the spine by any means whatever. Wedge-shaped vertebrae make curvatures. These must be returned gradually to their former shape. To do this, there is much to be taken into consideration.

The causes of vertebral displacements are many, they may occur while awake or asleep, any force that will separate the articular surfaces, be that a wrench or the insidious displacement which has its source in any one of the many poisons of decaying vegetable and animal matter, or that of drugs, will luxate the vertebrae.

While all articulations have a certain amount of play, the exceeding of this limit, causes the cartilage to be torn from its contiguous surface and a luxation to exist.

Physicians desire to know the why, how, and what about everything except disease. They reason upon all else; but in sickness they seek only for relief.

The developer of this new science had well defined ideas to follow, which were Chiropractic (fixing by the hand). a mallet and stick to drive vertebrae into place, a machine to screw a stubborn seventh cervical down, a towel wrapped around the body, a person walking on the back, is not Chiropractic, is not adjusting the vertebrae by hand.

To force people to choose a doctor they do not want is to interfere with their liberty and individual rights. When human liberty is restricted for any pretext whatever, there is danger and trouble ahead. It brings the majesty of law into disrepute, demoralizes the community in which unjust laws are enforced, and incites a rebellious spirit.

We have made well many cases of rheumatism, and so have other Chiropractors, in less than a minute, by taking off pressure from nerves. Do you think for one moment that the adjustment changed the elements in the

blood in that moment? Rheumatism is not a blood disease. Chiropractors are daily proving this bloody delusion untrue.

For a Chiropractor to attempt to set "a stubborn 7th cervical" with a machine, is not a Chiropractic adjustment. It cannot enter into a successful competition with the trained fingers directed by an intelligent mind. The last cervical and first dorsal are the least liable to be displaced of any of the vertebrae, being supported and braced by the first ribs and clavicles.

"Self reliance is the salt of life which seasons all things and makes them good." The man who has been trained to self reliance is the only free man, the only happy man, the only successful man. Whatever reverses or misfortunes may overtake him he has the fortitude to meet them, the strength and habit of mind to get on his feet and recover lost ground.

Please do not judge Chiropractic by pseudo-chiropractors, who mix in portions of other systems to make up for what they do not know of the principles of this science. Go to headquarters for information. For this purpose we are publishing a monthly. Do you desire reliable information as to what Chiropractic is? If so, correspond with The *P. S. C.*

The time is near when disease will be lessened by the practice of the layman going to his Chiropractic doctor periodically and immediately after any accident that may have disarranged any one of the 300 joints of the skeletal frame, especially the 52 of the spinal column, thereby using the same and as good judgment in regard to his family as he would in regard to his watch.

There are many so-called Chiropractors, whose education in Chiropractic is equal only to those who have made an hour's call, heard a recitation, viewed a part of our osteological collection, who pass themselves off as graduates from this school. Every few days we have inquiries in regard to some one, of whom we have never heard, who states that he is one of our graduates.

Some of our students desire to know the actual length of time required for adjustment. Six men were prepared and ready so there would be no delay in changing. The actual time consumed in adjusting was two minutes and ten seconds. The watch was held by a "32d," and the time squarely given. No wonder that St. George Fechtig, an Osteopath, was led to exclaim, "For brevity, this beats anything I ever saw."

Is not our literature comprehensive? Are not our statements plain? Do we not draw the line of demarkation closely? Do we tell our readers understandingly what Chiropractic is, and wherein it differs from other methods? If so, why do many persons think it hypnotism, magnetic, massage, osteopathy, or that which is known as nature cure?

While we think our literature plain (as much so as we can make it), only a small percentage of our readers will comprehend it. It should be studied, as you would expect to do if the same lessons were given to you in school. To be sure, the explanations made by a competent teacher, in connection with numerous specimens, simplifies the subject very much.

The Chiropractor readily traces tender sensitive nerves from the affected part to the displaced vertebra in the spine where they are impinged, and vice versa.

Take away his educated senses by impingement, and he is an imbecile.

Many children, because of some prenatal or postnatal defect, study to a disadvantage, as the result of nerve impingement which derange functions.

We do not wish our readers to understand that we think Chiropractors are the only ones who make sick people well.

We are liberal enough to believe all methods relieve cases. But we do think some ways are better than others.

We ask, why use remedies to treat effects? Why not adjust the cause of conditions named disease?

We say Chiropractic is the only science which locates precisely the cause of disease.

We have received literature from several schools (?) attempting to teach Chiropractic. They never fail to add "We have sufficient pathological specimens to teach Chiropractic." *The P. S. C. has the largest collection in the world* and yet are constantly adding to it. We haven't reached the "sufficient" limit. Quantity and quality of that taught is in proportion to the "sufficient" line.

J. A. Potter, M. D., when referring to spinal adjustment, uses "misplacement" instead of displacement. Objects are displaced when moved out of the place which they formerly occupied. They are misplaced when put into a place where they should not be. Vertebrae are displaced when luxated. They are misplaced when students place them where they should not be—on our desk.

Chiropractic offers to the young man or woman an opportunity of making a fortune and doing humanity a world of good. The work can be learned in nine months; this includes a course in dissecting.

There is now room and demand for 1,000 Chiropractors. Hundreds are returning home from this infirmary creating a desire for doctors of this school. They want a man who can find and adjust the cause of disease instead of waiting for the effects.

Disease is excessive or insufficient performance of functions. The Indian said that the white man looked like a loaf of bread not baked; the colored man, like a loaf all burnt black; but the Indian was just right, just baked brown.

Health is a happy medium, when nerve functions are performed just right, neither too much or not enough.

Chiropractors find the cause of these derangements and then adjust them.

Churns of many forms have been used for centuries to separate the casein, which is afterwards formed into cheese or butter; but a man who had the "persistent courage, acquisitive combativeness, approbateness and executiveness," claims to have made a new discovery of separating the casein from the milk by a machine he named "The Separator." Should the old moss-backs per-



OFFICE.

Filing Department, *The P. S. C.* Since the above was taken it has more than doubled.

ILLUSTRATION NO. 7.

sist in saying that "it is nothing new," although it made as great an innovation in the art of butter making as has Chiropractic over the old methods of Osteopathy, Massage, Swedish movements and Napravit?

Many prospective students anticipate adding Chiropractic knowledge to their education already acquired; such cannot be done; they must unlearn their previous instructions in order to take in Chiropractic principles. We cannot adjust this science to make it fit on or add to the education of other schools. Chiropractic does not coincide with Medical, Osteopathy or any other therapeutical method.

In the present advanced stage of knowledge pertaining to dislocations of the vertebral column, there is no necessity for pulleys, straps, hooks, traction tables, mallets, and chisels, or anatomical adjusters.

As Chiropractic becomes recognized and understood, these contrivances are looked upon as objects of curiosity and implements of torture. They will cease to be used by intelligent people and will be associated with those of the old Spanish Inquisition.

When the nerves of the thorax and pelvis are weak, they allow the internal organs to drop down, to become displaced, prolapsed, producing hernia, piles, prolapsus uteri and other diseased conditions. Why not look for the cause of such weaknesses? The taking of the pulse, temperature, respiration and an examination of the tongue and secretions will not locate the cause. Nerve tracing and spinal localization is worth much more to the Chiropractor.

If a member of your family is indisposed, a doctor is called. If he cures you in one visit he gets but little pay, and that often begrudgingly, but if you are sick for weeks or months, he gets a good fee, lots of credit for pulling you through, is well advertised, not only by the neighbors who have daily watched his rig stop there, but the family will never forget or quit telling of that long spell of sickness and the good doctor who called so often when you were dangerously ill.

There is really no such thing as curing any disease. We do not cure or heal ailments. It is a mis-statement, of which all well informed M. D.'s are aware. Chiropractors adjust that which causes distress (disease). When the skeletal frame is normal, sensations and functions are performed in a natural manner, consequently no disease (not-ease). To cure or heal is one of the Allopathic sign-boards, which has become so fixed on the mental vision that it is difficult to change.

Could we but fancy the main shaft of a machine capable of the various movements of the vertebral column and subject it to the same number of twists and wrenches that the spine has to endure; we would no longer be astonished when shown so many vertebrae by Chiropractors that have slipped out of place. Is not the human body much more liable to have its difficult parts racked out of their proper position, and the resultant consequences are more severe and far reaching than that of an inanimate machine?

If the reader will take a vertebral column mounted on catgut; displace a vertebra, then replace it, there will be noticed an audible sound. A similar noise will be heard in the living subject when the Chiropractor returns a displaced vertebra to its normal position. The movement of the vertebra is usually very perceptible to patient, students and adjustor. If we are mistaken in the sense of feeling, are we not also in error when we hear the clicking, rubbing sound, which accompanies the replacing of a displaced vertebra?

The medical man waits for symptoms to fully develop that he may determine what disease the patient has. The Chiropractor determines upon his first visit what portion of the skeletal frame has been disarranged by a wrench or absorbed poison, then replaces the displaced part to its normal position. To wait days or weeks to unravel a disease is a criminal delay of ignorance, causing weeks and months of sickness, thousands to suffer all their lives or to die a premature death.

Doctors are running through medical schools like corruption through a horn. They like to experiment.

They prescribe water, salt and the most deadly drugs, or stick a knife into you with as much indifference as you used to when skinning rabbits. Their charges run from two dollars a prescribe to five hundred a rip. If any medicine contains deadly drugs, the public has a right to know it. This rule should hold good in doctors' prescriptions as well as patent medicines.

A Partnership.—“I called at Dr. Physic's office one day,” relates a gentleman, “and I found one of the most noted sexton-undertakers lying on a settee, waiting for the return of the doctor. The easy familiarity of his position, and the perfect ‘at-homeativeness’ led me to say: ‘Why, Mr. Plume, have you gone into partnership with the doctor?’ ‘Yes,’ he replied, as he raised himself up, ‘we’ve been together some time; I always carry the doctor’s work home when it is done.’”

James Copland, M. D., F. R. S., in *Practical Medicine*, date 1844, upon diseases of the liver, says, “Being aggravated, and the constitutional powers injured, by the empiracal and routine practice of bleeding, mercurializing, over dosing and over drugging; and although these practices are less remarkable now than twenty or thirty years ago, they are still notorious, and furnish arguments for the knaves of Homeopathy, of Hydropathy, and of other kinds of humbug, to assail the public mind.”

It is sickening to read of bacteriological experiments.

Excretory and secretory fluids are taken from live and dead animals. Poisonous drugs, decayed tissues, putrifying and fermenting mixtures are stirred up with the most dangerous animal poisons known. These are examined with the hope that they may learn the cause of disease.

These microbe hunters are looking at the wrong end of the string. Chiropractors are looking for causes. Bacteriologists are examining effects.

This new era will be free of the pharmacist whose occupation is to use the pestle and mortar in compounding various drugs; the patent medicine venders who have encompassed the earth to find the most poisonous and loath-

some plants, the bodies, entrails and feces of insects and animals; each of which has been made to contribute as a dose for the stomach of suffering men, women and children. But thanks to the power of man's understanding, the doom of poisonous medicines and vile drugs has been written in one magic word *Chiropractic*.

Journal of Osteopathy says, "The entire system strengthened against further attacks of disease."

Osteopathy, like Allopathy, believes disease to be an enemy, which may attack and overpower us, if our system is not fortified against it.

Chiropractors do not look upon disease in any such light. They consider ailments as results of accidents which disarrange the bony framework of the body.


Wherein is there any resemblance between Osteopathy and Chiropractic?

Medical Brief, page 489, says: "Every day I become more and more convinced that symptoms and not disease should be treated."

Disease is but disturbed functions. It is a name given to a collection of symptoms. To describe a disease is to name the symptoms and effects that constitute the ailment. To treat symptoms instead of disease would be to give a remedy for each instead of all the different phases named disease. The Chiropractor would find the cause of disturbed functions.

The P. S. C. has spent five thousand dollars and years of time collecting its museum of osteological specimens. This varied and immense aggregation has been the means and a *necessity* in discovering the cause of disease and in developing the science that Dr. D. D. Palmer named Chiropractic. *It is equally as indispensable to students in receiving instruction in the principles of this accumulated and established knowledge, which has been systematized and formulated into ultimate principles of which our graduates are qualified to judge.*

Displacements of the 300 articular joints, more especially the 51 of the vertebral column, are not always caused by violent injuries or accidents. There may be poisons in



OFFICE.
Stenographer's Department, *The P. S. C.*

ILLUSTRATION NO. 8.



the food we eat, the water we drink, or the air we breathe which affects the sensory nerves; this abnormal sensation causes the motor nerves to draw the articular surfaces awry. No matter how they are displaced, the Chiropractor sees fit to replace them in their normal position. When perfect relationship is re-established, health is the inevitable result.

Visitor—"You must have a remarkably efficient Board of Health in this town."

Shrewd Native—"You are right about that, I tell you."

"Composed of scientists, I presume?"

"No, sir. Scientists are too theoretic."

"Physicians, perhaps?"

"Not much. We don't allow doctors on our Board of Health—no, sir—nor undertakers, either."

"Hum! What sort of men have you chosen, then?"

"Life insurance men."

It is just as difficult to teach the essential principles and adjustment of Chiropractic to a Doctor as others. It takes weeks and sometimes months to learn to adjust under a personal instructor. The student must be shown the abnormal in the patient and a corresponding specimen selected from our pathological collection. Then there are many variations and conditions to be learned.

Chiropractic cannot be taught by mail to any person, be he a doctor or not.

Chiropractic is not therapeutical. Many of our graduates and their students mix one or more therapeutical methods with what they have learned of Chiropractic. The discoverer has made it a rule that nothing should be used but hand fixing. It is up to the prospective student to take his choice. Why not inform him of the difference? We think it the proper thing to do, and we shall continue on this line if it takes all summer.

Chiropractic is a combination of two Greek words, which mean done by the hand, a hand practitioner, one who repairs, one who adjusts; as used by Chiropractors it means the replacing of articular surfaces that have been slightly displaced. Walking on the back, using a towel

around the chest as a tourniquet, a mallet and stick to drive the projecting vertebrae in line, general and local traction, screwing down a stubborn seventh cervical vertebra with the anatomical adjuster, is not hand adjusting, is not Chiropractic.

The physically hampered mind is unable to express itself in natural manifestations.

"Second childhood" is a lack of nerve force; the mind's dependence upon nervous structure for self-expression is not complete; a lack of mental co-ordination; the mind cannot do more than give the distorted messages from Innate or Educated Intelligence.

A person might be very intellectual but handicapped by deafness, loss of sight, or when thou "has a cold," he appears and feels a little off, in fact, dull.

Medical Standard, under "Adversity Makes Strange Bedfellows," says "Two Mexican students have discovered that the tapeworm prevents the organism from being infected with tuberculosis bacilli. To establish the efficiency of the remedy the physicians injected the live cure into several patients, all of whom recovered."

The tapeworm eats the tuberculosis bacilli. That is the Allopathic conception of *ridding* the body of disease War. A fight on hand. One disease to combat another. Allo—one—and pathy—disease. One disease for another.

Pseudo-"Chiropractics" tell prospective students that they learned Chiropractic in Oregon, or of a Bohemian, altho each and every one is proud to trace his lineage back to the *parent school* at Davenport, Iowa, when the prospective speaks of D. D. Palmer as being the discoverer. They may give you a dozen links between the parent school and their teacher. The pseudo will tell you, "We know all about Chiropractic, can teach it to you in less time than they can at Davenport." The science is not all learned, and will not be in either your or my time. There is yet much to learn.

Between vertebrae are nerves which perform the various functions of the body. When the intervertebral cartilage becomes condensed, less elastic, and thinner, the

vertebrae are drawn closer together, occluding the foramina, slightly impinging nerves, causing a lack of functional force; vigor is impaired, and in proportion old age advances. If we keep our vertebrae separated, movable and close, the stiffer and more aged we become.

We have been taught to observe effects; the real cause, closed joints, have not been noticed by the medical world.

What is the agent that changes the conditions named disease to that of health? Innate intelligence is the director, the mover, in this transaction.

An M. D. looks after the disease and prescribes a certain treatment for it. He may find the kidneys, liver or pancreas not performing their functions properly, but no matter, the dose is prepared for and given to their neighbor, the stomach. The Chiropractor finds what organ is not doing its duty, then instead of treating a well one, finds the cause of derangements and adjusts it.

We have no right to give the names of our patients or students to the public without their consent. To do so would entail upon them much correspondence without any remuneration. Earnest enquirers are not satisfied with asking a few questions, and brief replies. To answer some of them, would take a day with a pen. As they become more interested, the letters and questions multiply—there is no end. Chiropractic cannot be taught by mail—the difference between it and Osteopathy cannot be learned outside of a course in each. We publish a monthly magazine to answer these enquiries. Please subscribe.

Dr. Arnold C. Klebs says, "Tuberculosis, long considered hereditary, is not hereditary at all, but it is infectious. A person can live with a consumptive who is clean, intelligent, and takes care of himself, and will not contract the disease. Indoor life is the great factor in the development of tuberculosis. Sunlight will kill the tuberculosis germ in thirty minutes; it cannot live outdoors."—*Chicago Record-Herald*, April 10, 1905.

Thus we find physicians dropping one fad to pick up another. They should learn that the cause of disease is in the one afflicted; but it seems inherent to want to blame our troubles on some one else.

They tell me it does not pay to tell the truth, that when a patient asks "how long will it take me to adjust my cause?" the Doctor should state some certain length of time to appease their consciences. It does not pay from what point of view—financial? The financial point is not everything. Be honest with your conscience first, if so, you cannot be dishonest with the other fellow. I pity the man that has so little honest decision who, before saying a word, catches himself, slaps his hand on his mouth, and stops to meditate—"will it pay to tell the truth?" What's the odds—more truth, more business—we are not going to live forever.

The brain sends its messages thru the spinal cord to all parts of the body. The spinal marrow passes down thru the spinal canal, and contains nerves which control the nervous system and tactile impressions. The nerves branch out from the spinal cord in all directions, absolutely controlling every part of the anatomy. So potent is this control that all action, whether normal or abnormal, is absolutely dependent upon the condition of the nerve radiating from the spine. A wrench of the vertebral column invariably leads to some disturbance of that portion to which the nerves proceed and end.

Looking over our immense vertebral collection, which is the largest in existence, we find caries limited, as a rule, to the bodies and articular processes. The laminae, transverse and spinous processes are rarely affected. Various reasons have been assigned by various authors, but none were satisfactory to me until I discovered that heat was produced by nerves. Excessive heat softens bone, producing caries. Articular and intervertebral cartilages being good conductors of surplus heat, explains why the articular and intervertebral cartilages become fibrilated, disintegrated, and the adjacent parts of the bodies affected by caries.

What style of liberty is that which denies people a free choice in selecting one to administer to them in time of sickness? This is a question that involves not only health, but life, liberty and the pursuit of happiness. The fundamental law of our land guarantees to the citizen



OFFICE.

- **Showing Class Groups and entrance to Consultation Office**
The P. S. C.

ILLUSTRATION NO. 9.

these rights. Do you prize them? Will you enjoy them?

The jeweler does not fight the wrong doings of a crippled watch; the up-to-date poultryman does not give battle to the insects that afflict his fowls, but provides them with loose dirt or ashes so that they may cleanse themselves of the accumulated filth that is food for the vermin which are there as scavengers.

The various curves of scoliosis, kyphosis and lordosis are made by a great diversity of abnormally shaped vertebrae, which cannot be studied without specimens representing each kind. Add to these, those varying in consistency from the softness of cheese in Osteo malacia to those as hard as ivory in specimens which have become eburnated. Then we find fractures, exostoses, ankyloses, and carious vertebrae. Each of these need special attention. Exostoses and ankyloses can be removed by continued proper adjustments, while those which have been fractured and more or less destroyed by caries can not be returned to their former normal condition.

“How many adjustments can a Chiropractic give in a day of eight hours?” That depends largely upon the amount of practice he has and the number of rooms at his command. I at one time adjusted twelve men in 10 minutes, using three rooms; at another time, being in a hurry, I adjusted 65 in one and a half hours. At this rate it would run over 500 in a day. No wonder that an Osteopath, when a student of Chiropractic, said, “For brevity this beats anything I ever saw.” It is not strange that a Chiropractor smiles when he waits fifteen minutes to an hour for an Osteopath to come out of his operating room and then sees him in his shirt sleeves, perspiring freely.

The Chiropractic idea, of the cause of the disease being in the sufferer, is true in all animals whether in the human or lower forms of nerve-life. When understood by veterinarians, the barbarous cruel treatment administered to dumb animals, will be replaced by hand adjusting, for old methods are no more necessary for the horse than the human being. When poultry raisers learn how easy it is to fix the displaced vertebrae in a fowl, that pinches nerves, causing disease, they will cease going to

the drug store for a remedy to treat the effects, trying first this, then that; but instead, will find the cause of the fowl's trouble, adjust it, and prevent its occurrence in the future.

Opium, administered by the physician, has been the means of deathbed recantations, and has assisted the treacherous hand of the will distorter.

The changes made in deeds, wills and important papers by sick people are often due to mental weakness brought on by drugs. The victims become maudlin, artificially sentimental, their minds easily moved. Courts should set aside all wills and codicils drawn by such subjects. Upon proof that the maker or remodeler of important papers had been drugged by strychnine or morphine, whether by mouth or hypodermic injections, such papers should be ignored.

The Chiropractic science is not the practice of Medicine. The two are diametrically opposite. They are antipodal. That of giving medicine is of ancient date. Chiropractic has been discovered and developed by D. D. Palmer within the last eleven years. No Medical Schools have ever taught the principles of Chiropractic. In fact, they do not believe in Chiropractic adjustments. Medical men look to the blood and germs as cause of disease. Chiropractors to nerves being impinged between osseous tissue.

Chiropractic has met serious opposition from The Medical men who have old time ideas.

When Chiropractic was an infant, "Old Chiro" thought there was no possibility of losing its identity, or ability, but he has discovered that established remedies, ignorance and unprincipled shysters would soon smother his pet if it were not for the parent school.

There are many who claim to practice Chiropractic who know but little or nothing of it. The discoverer and developer has been heard to say, "It came near getting away from me." It is therefore the purpose of this book and the parent school to teach this modern science unmixed. Those who desire to practice it with other methods have a right to do so, but if they call the mixture

Chiropractic, they will hear from us publicly thro our monthly journal.

BE BRAVE.

Be grand in purpose, brave in act,
 As you and truth decide it;
 Swift in defense, slow in attack,
 Then, what the issue, bide it!
 If opposition bar your track,
 Don't turn, but override it.
 Stand close to all, but lean on none,
 And if the crowd desert you,
 Stand just as fearlessly alone
 As if a throng begirt you,
 And learn, what long the wise have known,
 Self-flight alone can hurt you.

—*William S. Shurtleff.*

Chiropractic is founded on entirely different principles and taught quite differently. Every step is made comprehensively.

There is a vast difference between treating effects and adjusting cause. The former we have been accustomed to, the latter was discovered eleven years ago and has been developed into a science.

It cannot be fully learned in a few days or weeks, no more than the methods of other schools. A knowledge in the branches of other schools does not assist in learning Chiropractic. Nine months is a short enough time to learn all there is of Chiropractic to be learned at *The Palmer School of Chiropractic.*

A letter from one of our correspondents contains antipodal statements.

"It is just as natural for me to handle diseases as to breathe."

"I tell you, I have six misplaced vertebrae. Maybe I don't suffer a little. Can't get out of my chair today."

Why not learn to handle vertebrae instead of diseases?

Objects are *displaced* when moved out of the place they have occupied; they are *misplaced* when put into a place where they should not be. One may know where to find

what he has *misplaced*; what he has mislaid, he cannot locate.

Vertebrae are *displaced*, not *misplaced*.

There are 310 mechanical movements known to workmen; all are modifications of those found in the human body. In this machine are all the bars, levers, joints, pulleys, pumps, pipes, wheels and axles, balls and sockets, beams, girders, trusses, buffers, arches, columns, cables, and supports known to science. Man's best mechanical works are but adaptations of processes found in the human body—a revelation of the first principles used in natural philosophy.


Why not learn something of the use and the disuse of these mechanical movements? Why not use as good judgment in adjusting this piece of machinery as we do the inanimate? If you cannot use pulleys, then learn to use levers and bars.

We have neither a "process of treating disease," nor a "method of treatment." Instead of treating the disease, we adjust that which produces it. In place of a "method of treatment," we bring the abnormal parts to a true relative position.

The first Chiropractic lesson given S. M. Langworthy may help to explain to others the difference between adjusting and treating. I had a case containing pathological specimens, the doors of which did not close properly, so I asked S. M. L. to assist me. When shown the trouble, he at once said, "Shave off the sides of the doors, so they will close." I replied, "That is Allopath. We will use Chiropractic." So we leveled the case, adjusted it, then the doors were O. K.

Charts of the nervous system may be bought of the medical men and Osteopaths, but they are no more Chiropractic than is their literature. Such would be misleading to a student of Chiropractic.

Remember all charts and books of the therapeutical schools are built on the method of treating ailments. To imbibe erroneous ideas would be to get into ruts. For this reason a mechanic can learn Chiropractic principles and adjusting in less time than a graduate from



OFFICE.

Showing Electroplate and Half Tone cabinets. *The P. S. C.*

This Department has been enlarged since photo was taken. Its present value represents about \$8,000.

ILLUSTRATION NO. 10.

a therapeutical school. We would prefer a clean piece of paper to place impressions on.

Chiropractors are daily demonstrating upon living subjects that there are nerves that have not been noted by anatomists; many have their origin in the brain, which they suppose were in the spinal cord.

Chiropractic in its adjustments is brevity. The Chiropractor has so located the cause of symptoms that he can place his finger down on a joint and say with precision where the cause is; the adjustment taking no longer than it does to locate it.

Chiropractic is founded on entirely different principles than any other school. An Osteopath said not long since, "Osteopathy accords with the medical schools on Anatomy, Physiology, Pathology, Therapeutics and Hygiene, but you do not agree with either on these branches of study." A graduate of other schools in order to learn Chiropractic principles must displace many cherished ideas for new ones that they see is so. Therefore it takes longer for a college graduate, who is wedded to his fossilized ideas, to learn Chiropractic than those of equal mental abilities who are not set in their opinions.

In Southern California, the *Naturopath* includes under the head of *Materia Medica*: "That branch of medical science which treats of herbs, electricity, magnetism, massage, physical and mental culture.

Webster defines *Materia Medica* as a general term used for all substances used as curative agents in medicine. Dunglison says of *Materia Medica*: "That branch of medical science which treats of drugs and the physiological phenomena produced by them in the human economy."

It looks to us as though the *Naturopaths* had borrowed a term from the Medical School which they have no right to use, a term that does not cover the above remedies, except that of herbs. To use those suitable as an article of diet would be all right, but under the head of *Materia Medica* would be to use drugs as a medicine.

The administrators of poison are energetic in attacking anybody who may appear to infringe upon their title or their exclusive right to administer to the sick. They claim

the school they represent to be the only conservators of public health, that they are the only possessors of scientific knowledge relating to disease, and have tried to place a stigma upon the acts of all others who do not conform to their dictates. They restrict investigation within the narrow confines of their schools and decide that they know all that is knowable, and have exhausted all science in the treatment of disease. They would confine all investigation to the treatment of diseases; but a school has arisen which does not treat disease, but instead *adjust the cause* of ailments. They bitterly oppose those who insist upon their rights, with abundant criticisms, venom and trickery.

Did you ever hear of a symptom or an ailment being fixed or adjusted? It is impossible to adjust or fix illness or complaints. You cannot adjust a malady or disease. You cannot adjust effects.

You can learn to adjust the cause of sickness.

Symptoms, ailments, complaints, disorders, illness, indisposition, malady, sickness or disease may be treated but they cannot be adjusted.

You cannot treat causes. The cause must be made right, adjusted.

Why should a Chiropractor say that he treats a person for an ailment, simply because of custom? Custom has always treated diseases. We have always talked about treating, because we never knew anything about adjusting the cause of symptoms. "Old Chiro" has broken away from custom and so may you.

Medical Brief says: "It is the experience of every practitioner that drugs do not have the same effect on all individuals. These idiosyncrasies are not only peculiar to the individual, but run through whole families. Just why certain drugs do not act as well in these cases is not known, but the fact must be taken into consideration."

Just why the same drug does not have the same effect upon one person as upon another is perplexing to physicians.

There are no two individuals alike in any respect. We are radically different in the quality and sensibility of our nerves.

All drugs are foreign substances and more or less pois-

onous to our nerves. Innate intelligence takes cognizance of the fact, but, for various reasons, do not always use the same method or force to remove the intruder.

Chiropractic will revolutionize, not only the Old School methods which have stood for 2,000 years, but all those which treat disease.

One who is not afraid to think has discovered a great truth, which staggered him for three months, before he could comprehend that he alone had found the cause of disease, that all other methods were treating the effects. He has been very busy the last eleven years developing the principles of this new science.

Dr. Palmer looks back upon a time two years after he had discovered that which he has been pleased to name Chiropractic, when he came near being killed on a railroad. B. J. Palmer, his son, was too young then to take hold and develop this new thot. If the Doctor had been snatched from earth, it might have been a long time before the same combination of circumstances would have again existed that brot forth this new and wonderful discovery, that all diseases have a cause which can be adjusted.

Here are two good testimonials:

"I took ninety-three boxes of your liver pills before I began to see that they were doing me any good; but I had faith, and the ninety-fourth box brought me relief. That was four years ago. Since then I have taken from three to five boxes daily, and though I am not as well as I would like to be, yet I think I am gaining steadily. Send me four of your largest cases C. O. D."

"It was in 1876 that I began to take your life tonic. At first I was doubtful, and bought only pint bottles. Then, gaining confidence, I ordered quarts, half gallons and gallons, until last year I had faith enough in your wonderful remedy to order it by the keg. I feel greatly toned now, and I know that, as I was very much run down, it will require a considerable time to build my system up. Enclosed please find a check for eight barrels, which you may ship by fast freight. By the way, why don't you put on a line of tank cars for the benefit of your regular customers?"

Gratitude is one of the traits of human nature, and is often expressed in strange language. *The British Medical Journal* publishes two examples. Both were written by India gentlemen, to the lady superintendent of a medical mission, at which their wives had received treatment.

The first read as follows:

“Dear She: My wife has returned from your hospital cured. Provided males are allowed at your bungalow, I would like to do you the honor of presenting myself there this afternoon. But I will not try to repay you—vengeance belongeth to God. Yours noticeably,

The other is still more artless:

“Dear and Fair Madame: I have much pleasure to inform you that my dearly unfortunate wife will no longer be under your kind treatment, she having left this world for the other on the night of the 27th. For your help in this matter I shall ever remain grateful.

Yours reverently,”

There's a worth in Chiropractic
That is even more than gold.
It is like the first love story—
Better experienced than told.

One lies in easy position;
The next he hears a click,
He feels the pain has vanished
And relief has come that quick.


The world needs Chiropractors—
Needs them on every hand,
For to those in pain and anguish,
This is a weary land.

Then let us strive to be masters
In this art that we employ;
To make the whole world better
And more full of peace and joy.

In every newspaper we're sure to find gush about the man behind the counter and the man behind the gun:

The man behind the buzz saw and the man behind his son;





CONSULTATION OFFICE, *THE P. S. C.*
Showing a few of the smaller mementos of results obtained.

ILLUSTRATION NO. 11.

The man behind the times and the man behind his rents;
The man behind his plow-share and the man behind the
fence;

The man behind the whistle and the man behind the bars;
The man behind the kodak and the man behind the cars;
The man behind his whiskers and the man behind his fists;
And everything is entered on the lists.

But they've shipped another fellow, of whom nothing has
been said—

The fellow who is even or a little way ahead,
Who always pays for what he gets, whose bills are always
signed—

He's a blamed sight more important than the man who is
behind.

All merchants, and the whole commercial clan,
Are indebted for existence to this honest fellow man.
He keeps us all in business, and the town is never dead,
And so we take off our hat to the man (*Chiropractic*) that
is ahead.

Medical Talk, Vol. 6, page 982, under the heading, "Is
Appetite Infallible," makes some erroneous statements,
such as, "An abnormal appetite brings on abnormal con-
ditions. The eating of meat introduces uric acid into the
system, causing rheumatism."

In our infirmary, we allow patients to eat and drink
what they like.

By displacing certain vertebrae sufficiently, so as to
impinge nerves, we can cause the person whose spine is so
luxated to have rheumatism. The portion of the body
affected depending upon what nerves are pinched. By one
move we can replace it, remove pressure and make them
well. Where does the uric acid theory come in?

Patients are requested to eat and drink that which
they prefer. If the nerves of the digestive tract are free
to act naturally, the possessor can eat and digest any class
of food.

Cases of acute rheumatism are fixed by one adjust-
ment, which takes less than a minute to perform. There-
fore, do not fuss about what you want to eat or drink.
Correct any displacements which cause pressure on nerves,
deranging their functions.

Do you believe in a supreme being?

Do you believe in a *perfect* supreme being?

Do you believe that this perfect supreme being could do an imperfect thing? Could you suggest one thing that He does that could be improved?

Could you suggest an improvement to be added to a new born babe?

Does man make a single article, tool, instrument, etc., perfect or does he add one improvement after another?

Innate is perfect, makes perfect bodies, trees, bushes, animals, in fact, all that which has life is the handiwork of Him. These objects are perfect, complete, at time of birth, if anything were added it would be a drag; if organ, tissue or muscle were taken from, just so much would the general metabolism be interfered with as that organ carried its share of work.

Believing that innate is perfect, then if man removes any organ he is just that much denying the ability of Him to do things perfect. Just so much is he denying the ability of Him to do things as they ought to be done. Just so much does he lack of being a *true* Christian.

If a man be a *true* Christian he must believe in the all wisdom of the Creator, nor must he criticise to the extent of destroying any of His works.

Chiropractic is a science which may be learned, but it is *impossible to give essential instructions by letters or thru printed papers or books..* There are unprincipled persons who will offer to teach this, or anything else, by mail, if they can get a few dollars therefor.

We can give some of the principles of Chiropractic, and its purposes, *but to be able to diagnose and adjust Chiropractically it is positively necessary for the student to give personal attention to the clinic and the study of the joints under a competent teacher.*

The student must be educated in pathology and anatomy, then a practical knowledge can be gained only by personal work under an instructor.

Each symptom points out its cause to a Chiropractor, then he must know how to correct the cause of the derangements.

The studying of Chiropractic literature, such as is disseminated by this school, will do much toward educating and preparing the future student for practical work.

You must acquire a knowledge of this science as in other professions. Students who watch me for months are unable to give an adjustment. It is easy when you know how and have the practice. This business demands time, practice, and skill, as much as the jewelry business, or that of the telegraph operator. Yes, it is easy, "only a touch," so said the telegraph operator to the plow-boy.

IF YOU ONLY KNEW.

L. H. Nutting.

You would have no grim forebodings
Of the symptoms called disease;
You would cease to keep your children
Close confined and hear them tease
To enjoy the pleasant pastimes
That to every child is dear.
You would have no fear of fevers
That are sometimes lurking near,
If you only knew.

You would have no anxious moments
With diphtheria cards next door.
You would laugh at coughs and measles
And the many ills in store.
You would strive to treat your neighbors
As you witness their distress,
That these ills are only trifles
Caused by accidents—no less,
If you only knew.

You would smile at pangs of toothache,
And neuralgic pains so sore;
You would dread the gout and cancers,
And rheumatics never more;
You would lie upon your pillow
And indulge in perfect rest;
If you had heard of Chiropractic
And had seen successful tests—
If you only knew.

You would fear not germs or microbes,
 Or their power to seal your fate;
 You would dwell in sweet content,
 When adjustments close the gate.
 You would know that these contagions
 That were taught to you for years,
 Are but myths and allegories
 To the Chiropractor's ears—
If you only knew.

You would feel that life's worth living,
 In this blessed land of ours;
 You would revel in the sunshine,
 And the fragrance of the flowers;
 You would love to win your neighbor
 From the error of his ways;
 And thank God for Chiropractic,
 And the joys of healthy days,
If you only knew.

PATHS OF PROGRESS.

B. D. Stillman, Chicago, Ill.

A youth starting out in life,
 Ambitious to win fame,
 Decided to affix M. D.
 To ornament his name.
 He chose the *Path* his father trod,
 And studied night and day,
 He soon was giving poisoned drugs
 The same old-fashioned way—
An Allo-path.

If morphine pills and calomel
 Were good enough for Dad,
 It didn't suit his customers;
 He found their action bad.
 He entered a more modern school,
 Which "high deglutations" taught,
 Traveling on a broader path
 Where many cures were wrought—
A Homeo-path.



DINING ROOM, *THE P. S. C.*

A partial view. Notice C-H-I-R-O-P-R-A-C-T-I-C clock in rear.

ILLUSTRATION NO. 12.

Ever ready for new thots,
 And losing faith in pills,
 He found a more progressive path
 A sure cure for ills.
 He gave up drugs entirely, and
 Is now in great demand.
 He doesn't give prescriptions now,
 But does it all by hand—
An Osteo-path.

Progression seems to be his forte,
 He studied water-cure,
 And uses "Nature's medicines,
 Sun, air, and water, pure."
 And all these paths have taught him this:
 The best one in the land—
 That Nature is the Doctor, and
 To know and understand
A Hygeo-path.

H. L. Nutting thinks the following two verses should be added to bring the paths of progress up to Chiropractic :

Yet still he seemed dissatisfied,
 He wore an anxious mien;
 For yet, with all, his patients died!
 He fixed not the machine!
 Ah! He learns the cause—
 Luxations to adjust—
 And now he deals with Nature's Laws,
 In Chiro puts his trust—
A Healthy-path.

And evermore he is the one
 That overcomes the ills,
 Known now to be but accidents,
 That pain the body fills.
 He finds the cause, not air or sun,
 But bones just out of place.
 With Chiro hand the work is done,
 Disease then leaves no trace—
A Chiro-path.

CHIROPRACTIC.

Dr. D. D. Palmer is a practical man. He has a definite purpose, therefore, he has succeeded; success has crowned his efforts. He is alive to the opportunities as they present themselves. He observes the incidents of life thru his own eyes, then formulate his ideas by his own thinking. He accepts existence as it is, then makes the most of actual conditions. He looks to himself for help. If he receives assistance from other sources, whether from the wash woman, or the spirit realm, he is just that much ahead.

The restrictions and prohibitions, that are intended to cramp his energies, and narrow his opportunities, invigorate and broaden his conception.

He has learned to assert himself, face facts fearlessly, think logically, prepare his plans, then carry them to fruition dauntlessly.

Emergencies have been thrust upon him often unexpectedly, he has forcibly arisen and asserted his rights. While mindful of his own just claims, he is careful of others.

His life-time habit of independent thinking has become invaluable to him. He is always on the lookout for new methods and better ways of accomplishing his desires. Brevity is his watchword.

Dr. D. D. Palmer is five feet, five inches in height, and today weighs one hundred and sixty-two pounds.

In 1886 he began healing as a profession. Altho he practiced the Magnetic system, he did not slap or rub as others. He questioned many M. D.'s as to the cause of disease. He desired to know why such a person had asthma, rheumatism, or other affections. He wished to know what difference there was between individuals; why one had certain symptoms named disease, and his neighbor, living in the same place, under similar conditions, did not have. Physicians answered his questions by saying that they would give such and such remedies. He did not want to know what they gave; he longed to learn the difference between the man of health and the one who was afflicted; he desired to know the cause of diseased conditions.

In his practice of the first ten years, he treated nerves, following and relieving them of inflammation. He made many people well, as many others are doing today under

similar methods. He was fully aware that he was treating effects. The cause of ailments was what he wanted to understand. He had progressed far enough to know in what region the cause of symptoms was located.

Chiropractic explained all, but it took years of investigation to discover and develop it.

A Chiropractor is one who adjusts, or repairs with his hands.

Ninety per cent of all derangements are caused by subluxations of vertebrae, which pinch nerves by occluding the intervertebral foramina. Therefore, to relieve pressure on nerves is to restore normal action—perfect health.

Nerves may be impinged in any one of the three hundred joints. They cannot be compressed elsewhere.

Corns and bunions are produced by displacements of the bones in the foot, usually in the toe joints. When on the under surface, the tarsal bones are luxated. Where ankylosis does not exist, it is an easy matter to relieve the pressure by replacing the articular surfaces to their abnormal position.


The laws upon which this science is founded are as old as the vertebrata of the animal kingdom, but have been overlooked, because of inherent superstition misdirecting the unenlightened minds of investigators.

The cause of disease has been, and is yet, mysterious to humanity. Chiropractic has solved the mystery. The old idea, that the cause of disease is outside the patient, still prevails in most of the schools of healing, and the remedy consists in finding something, which, by being introduced into the body of the sufferer, will drive the disease out. Therapeutical methods use alteratives to treat the effects. The Chiropractic idea is that the cause of disease is in the person afflicted, and the adjustment, in correcting the wrong that is producing it.

Chiropractic finds the cause in pinched nerves of the person ailing, and releases that pressure by adjusting some of the 51 articulations of the vertebral column. In doing this, there is no rubbing, slapping, knife, drugs, artificial heat, electricity, magnetism, hypnotism, stretching, or mental treatment, in fact nothing but the adjustment of the displaced vertebra. This is not done with any surgical appliances, nor any apparatus whatever, but simply by the use of the hands. The adjustment is almost instantaneous.

The movements are unique and Chiropractic in every respect; no other system has anything similar. It is the only method that exactly locates the cause of ailments.

A large share of diseases are caused by nerves being impinged in the intervertebral foramina, which are occluded by the displacement of the vertebrae. These are replaced by the hands, using the processes as handles.



LECTURE HALL, *THE P. S. C.*
Class Assembly.

ILLUSTRATION NO. 13.

THE PALMER FAMILY.

The first of the Palmers was Sir Ralph le Palmer. Having distinguished himself in single combat against the Saracens in the Holy Land, he received knighthood on the battlefield by the surname.

Henceforth he bore the palm branch. It was, indeed, as a palmer that he had gone to Palestine. There was a distinction between palmer and pilgrim. The palmer was a devotee. He spent all his time in the Crusades or visiting holy shrines. A pilgrim returned to his usual life as soon as his particular expiatory journey was finished. The pilgrim laid aside his palm and cockle-shell; the palmer never discarded them. He also wore a black mantle, with St. Peter's keys wrought in red upon the shoulder.

The origin of the name must, therefore, always be consecrated with memories of high and holy purpose. The word "palmer" soon passed into literature. "My sceptre for a palmer's walking staff," says Shakespeare.

"Where Do the Palmers Lodge, I Beseech You?"

Another quotation from the same source, "Where do the palmers lodge, I beseech you?" was considered an appropriate line to use upon the invitations sent to some four thousand Palmers for the first meeting of the family association. This was in 1879, 250 years after Walter Palmer, the pilgrim, came to the New World, and the meeting place was the site of Walter's home in Stonington, Connecticut. Processions, orations, poems, songs, toasts and feasting made up the program for the day. It was not a solemn occasion, one for weeping at the tomb of dead and gone ancestors, but quite the contrary. The late Courtlandt Palmer of New York started the fun by referring to the tradition that "Our common ancestor, Walter, was nine feet tall, and lived to be 150. He came over with Christopher Columbus in Her Majesty's ship Mayflower, and landed on the top of Plymouth church. Whether fact or fiction, it was related of Walter that he, like others of his day, gave the Indians trash, gewgaws and beads for lands in place of cash.

Walter's wife was Rebecca Short. She first appears upon the pages of the family history, clad in a simple, homespun gown, with shining braids of hair, flashing her beauty upon Walter's rugged face, "till words and smiles

and blushes, interblending, had then, as now, the same delicious ending"—a wedding. This is simply a quotation taken from the family history.

Ulysses S. Grant a Palmer.

Ulysses S. Grant was a lineal descendant of Walter Palmer. Palmer blood flowed in the veins of four governors of states, one member of a cabinet, and jurists, doctors and ministers who have been famous in their time.

Walter was not the first of the name in the New World. The pioneer was William Palmer, who came over in the *Fortune*, in 1621, the next ship after the *Mayflower*.

The Palmer Patriots.

Of course, the Palmers had their patriots. Did not Joseph Palmer trample the Stamp Act underneath his feet—figuratively speaking, of course—and spurn old England's tax on tea? He was a member of the Provincial Congress of 1774. He started out in the war as colonel and ended as brigadier general. Did not Deacon Stephen Palmer sign the association test, as it was called, binding himself, at the risk of life and fortune, to oppose the hostile measures of the British?

The family has its tales of romance. To mention only one, did not Ichabod, the fourth of Walter, and the tallest, strongest man in town, dash through the waves of Narragansett Bay on his trusty horse, and carry Betty Noyes away despite parental wrath and strategy?

The Palmers of note are legion, but in a brief sketch it is only possible to mention three or four. Samuel Palmer was one of the few really great English etchers. John Palmer was the originator of the Guarded coach for carrying the mail; before this Great Britain suffered continual losses from highway robberies of mail coaches. One of the greatest bridge builders in the United States was Timothy Palmer, who lived about the middle of the 18th century.

Representatives of the family in England are Sir Roundell Palmer and Dr. Edward Palmer, professor of Arabic at Cambridge, and one of the first Oriental scholars in the world.

Representatives in America.

Representatives in America are Daniel David Palmer,

Discoverer and Developer of the Principles of Chiropractic. A man of great personality and individuality. He is one of the few great thinkers, has the determination to advance a line of thought, continue to develop it, independent enough to make it recognized as a science. Mrs. Potter Palmer, of Chicago, is a typical social leader of the new world. One of the first in wealth in Chicago. The Palmer House was so named after that branch of the family.

Coat of Arms.

Forty-five coats of arms have been granted to the Palmer family at different times. The one reproduced was Geoffrey Palmer's. He was created baronet in 1760. The arms are sable, a chevron or, between three crescents argent. It is to be noted that the crescents point upward. Crest, a wivern or dragon, or armed and sangued gules. Motto, "Palma virtuti." Another favorite motto is, "Palnam qui meruit ferat"—"Let him who has won it bear the palm."

HISTORY OF CHIROPRACTIC.

Chiropractic was discovered in 1895 by Dr. D. D. Palmer. He has developed this science until now he feels justly proud of it. Chiropractors find that nearly all diseases are caused by subluxations of the vertebral column which impinge nerves. When they are free to act naturally in their entire course, there is health. They definitely locate the displacements that are the cause of disordered conditions. When these luxated joints are replaced and the pinched nerves freed, there is no longer abnormal sensation.

The medical world has long recognized luxations of the spinal column accompanied with fracture, but have always insisted that it was almost impossible to displace a vertebra. The M. D.'s wrenches and sprains of the back are Chiropractic luxations. These may be caused by a variety of accidents when asleep or awake.

Many a mother and her child have been injured at time of delivery by displacements of some one of the 51 articular joints of the spine. It is the Chiropractor's business to replace these, thereby freeing the impinged nerves so that they may act naturally.

The fundamental principles of Chiropractic are founded on anatomy, pathology, physiology, and nerve tracing.

Physicians who give us 15 minutes attention while we are explaining Chiropractic luxations by the use of specimens at hand, admit that there may be many diseases arising from the displacements of the vertebral column. But our being able to replace them by hand is very much doubted until demonstrated; one practical exhibition removes all doubt.

The spinal column is the central axis of the skeletal frame. It supports the head and ribs, and thru them the weight of the upper extremities. The weight is transmitted downward to the ossa innominata through the bodies and the articular processes of the vertebrae. It is an elastic structure composed of bony segments, between which are interposed elastic fibrous cartilages called disks.

Flexion, extension, and rotation have a normal limit; to a certain extent they are permitted in all parts of the spinal column. These various movements are due to elastic cushions. Wrenches in many different ways separate

the intervertebral and articular cartilages and displace the vertebrae, causing a narrowing of the foramina thru which nerves pass out from the spinal cord, deranging the functions of these nerves by pressure.

When we study the anatomy of the spinal column, we no longer wonder at the many displacements, and are surprised that we do not find more of them. Could we but fancy the main shaft of a machine capable of the various movements and wrenches that the vertebral column is subjected to, we would no longer be astonished when Chiropractors find and show to us the vertebrae that are slipped more or less out of place. Is not the human machine much more liable to have its different parts racked out of their proper position and the resultant consequences more severe than that of the inanimate machine?

The inevitable conclusion is, that the laws of natural philosophy apply to the backbone of the human body much more so than they do to the central shaft of inanimate machines. Such being the case, why not use the same good judgment in adjusting the displacements of the central line shaft of the human body which sustains and gives firmness to the skeletal frame? Why search the world over for an antidote? Why not look for the cause of our troubles within the afflicted, and correct them?

The above questions are answered by Chiropractors who locate and verify with definite precision the apparently slight luxations which cause abnormal functions. This is done by pathological knowledge of the vertebral column, the finding of sensitive swollen inflamed nerves, which are traced by digital examination and sensation from the exit of the spinal foramen to the part affected. By hand adjustment we correct the wrongs which cause disease, we replace the vertebrae in proper position, restoring the bony openings, named foramina, to their normal size and shape. These movements are done by the hands, using the transverse and spinous processes as handles for adjusting.

THE FIRST CHIROPRACTIC PATIENT.

This is an excellent likeness of Harvey Lillard, the first person who received a Chiropractic adjustment. ,

For nine years previous to the naming of Chiropractic, Dr. D. D. Palmer was practicing healing under the name of magnetic, but not as others, who slapped and rubbed. He aimed to locate in the patient the cause of each disease.

To illustrate, he had decided that all diseases of the throat, such as goitre, croup, diphtheria, bronchitis, quinsy and tonsillitis, had their origin in the region of the stomach. Now, under the science of Chiropractic, he has ascertained that the nerves of innervation of the stomach emerge from the left side of the spinal column and those which produce the above diseases by deranged functions, proceed from the right side. The nerves of the stomach may be impinged only, but usually when there is a displacement of the vertebra, so as to pinch nerves on one side, they also impinge those on the opposite side.

On Sept. 18, 1895, Harvey Lillard called upon Dr. Palmer. The doctor asked him how long he had been deaf. He answered, "seventeen years." He could not hear the rumbling of a wagon upon the street. Mr. Lillard informed the doctor that at the time he became deaf, he was in a cramped position, and felt something give in his back. Upon examination there was found a displaced vertebra, one that was not in line. Dr. Palmer informed Mr. Lillard that he thot he could be cured of deafness by fixing his spine. He consented.

Two adjustments were given him in the dorsal, which replaced a vertebra, freeing nerves that had been paralyzed by pressure. This explains why so many persons "have been deaf ever since they had the measles," which was the acute stage, the deafness being the chronic.

Since relieving Mr. Lillard of deafness, I have learned that this affection may be caused by luxation of other vertebrae. In some persons a prenatal effect, which cannot be improved by adjustment.

Chiropractors adjust measles by one or two adjustments. Without an acute stage, there cannot be a chronic. If the displacement, which causes excessive heat and rash, was replaced before the crisis, there would be no such

complications as diphtheria, croup, lung affections and deafness.

Mr. Lillard can hear as well today as other men. He resides at 1031 Scott street, Davenport, Iowa.

CHIROPRACTIC, THE STRENGTH OF A SIMPLE PRINCIPLE.

We look upon the giant locomotive as a thing of strength and beauty, and are charmed with the herculean power of locomotion as it can be hurled over the rails at the rate of 100 miles per hour, carrying its freightage of human life. Yet after all, the secret of its momentous force lies in a simple principle; the steam alternately forcing the piston rod backward and forward, causes the revolution of the ponderous drive wheels to which it is connected. Chiropractic, like the locomotive, is another thing of beauty, for it demonstrates the strength of a simple principle in unique Chiropractic adjustment.

Giant strides have been achieved by inventive genius, but it would seem that little has been done in adjusting displaced vertebrae, until within the last few years. Why not advance in this field equal to that of others?

Allow me to call your attention to the advantages to be derived from a Chiropractic education. It is rational because it is anatomically correct, for the removal of pressure opens up the spinal foramina, thus the nerves respond to normal function and the patient is freed from disease.

It is practical because it strikes directly at the root of the trouble and therefore removes the cause.

It prepares one to fight life's battles, because he can immediately demonstrate its efficacy to adjust, and in turn make for himself a substantial livelihood.

The Chiropractor can give sciatic rheumatism to the most skeptical patient in an instant by a lateral lumbar adjustment, and just that surely is it the proper means of adjustment for arthritis, caries, osteomalacosis, scoliosis, torticollis spastica, periostomedullitis and all other ills.

Chiropractic Adjustment Quickly Given.

A Chiropractic adjustment is quickly given, thus enabling one to adjust hundreds of patients daily, multiplying his usefulness for the relief of suffering humanity.

The illustration so often repeated impresses one with the truth and virtue of Chiropractic. Let us for a moment fancy a beautiful dwelling with an opening in the roof whereby the water trickles in from every raincloud, and it is very devastating to its elaborately



CLASS GROUP—*THE P. S. C.*

Dr. D. D. Palmer, Discoverer and Developer of Chiropractic.

B. J. Palmer, D. C.

J. C. Bowman, D. C.

Wm. Seeley, M. D., D. C.

E. M. Morse, M. D., D. C.

A. P. Davis, M. D., D. O., D. C.

ILLUSTRATION NO. 15.

carved furniture and rich Brussels carpet. This foolish man applies varnishes and secures new furniture and carpet, only to find that the next storm causes the same sad havoc. Why does he not secure the services of a carpenter to fix the leak in the roof?

Again, let us imagine a wise man whose wife is suffering from an attack of typhoid fever. He at once secures the services of a competent Chiropractor, one who dexterously removes the pressure on the nerves which cause this dreadful disease. And behold! After two adjustments, she is well again. Think of the common sense of removing the cause instead of doping one's self with useless remedies which only relieve for a short time and are powerless in adjusting subluxated vertebrae, which is not only the cause of typhoid fever but the whole category of disease.

,

CHIROPRACTIC RAYS OF LIGHT.

It is interesting and instructive to notice the various opinions of medical writers, in regard to luxations of the vertebral column, and how near they were to that which is now known as Chiropractic. Below are given extracts from standard anatomists and orthopedical books.

A Chiropractic luxation is where the articular surfaces of any of the 51 spinal joints have been partially displaced, and not usually accompanied with fracture. The replacing of these sub-luxated vertebrae are readily accomplished by a Chiropractor. When we refer to Chiropractic luxations of the spinal column, we speak of those which have been only partially displaced in the articular processes.

Medical Writers and Their Many Opinions.

Medical writers usually refer to complete luxations of the vertebrae—they know of no other. Such rarely occur without fracture, and instant death the result. In this we fully agree.

Samuel Cooper.

Samuel Cooper says, "Every kind of joint is not equally liable to dislocation. Experience proves, indeed, that, in the greater part of the vertebral column, *luxations are absolutely impossible*, the pieces of bone being articulated by extensive, numerous surfaces, varying in their form and direction, and so tied together by many powerful, elastic means, that very little motion is allowed. Experience proves, also, that the strength of the articulations of the pelvic bones can scarcely be affected by enormous efforts, unless these bones be simultaneously fractured.

"The large surfaces, with which these bones support each other; the number and thickness of their ligaments; the strength of their muscles; the little degree of motion which each vertebra naturally has; and the vertical direction of the articular processes; make *dislocations of the dorsal and lumbar vertebrae impossible*, unless there be also a fracture of the above mentioned process. Of these cases I shall merely remark, that *they can only result from immense violence*, that the symptoms would be an irregularity in the disposition of the spinous processes, retention or continence of the urine or faeces, paralysis, or other injury, to which the spinal marrow would be subjected. Similar symptoms may also arise, when the spinal marrow

has merely undergone a violent concussion, without any fracture or dislocation whatever; and it is certain, that most of the cases mentioned by authors as dislocations of the lumbar and dorsal vertebrae, have only been concussions of the spinal marrow, or fracture of such bones.

"The os occipitis, and first cervical vertebra is so firmly connected by ligaments, that *there is no instance of their being luxated* from an external cause, and, *were the accident to happen, it would immediately prove fatal* by the unavoidable compression and injury of the spinal marrow."

Delpech.

Delpech asserts, without qualification, that a careful examination of the form and situation of the bones of the spine must convince the observer that such accidents as displaced vertebrae cannot occur.

J. L. Petit.

J. L. Petit tells of a child being instantly killed by being lifted by the head.

C. Bell.

C. Bell, after relating a case, remarks, "Patients can hardly be expected to survive a mischief of this kind, when the transverse ligament is broken, and the process dentatus is thrown directly backward against the medulla oblongata, *the effect must be instant death.*"

Dupuytren.

Dupuytren expresses a caution in regard to spinal dislocations in the following language, "The *reduction of these dislocations is very dangerous*, and we have often known an individual to perish from the compression or elongation of the spinal cord which always attends these attempts."

Howe.

Howe expresses the same warning when he says, "*Death has occurred from attempts to effect reduction in cases of vertebral luxations.*"

A. Cooper.

A. Cooper says, "In the spine, the motion between any two bones is so small, that *dislocation hardly ever occurs*,

except between the first and second vertebrae, altho the bones are often displaced by fracture."

Kirkland.

Kirkland observes, "There are some luxations, which are far worse injuries than fractures: of this description, the dislocations of the vertebrae, cases which, indeed, *can hardly happen without fracture, and are almost always fatal.*"

Stimpson.

Stimpson refers to "The possibility of the occurrence of *pure dislocation* of the lumbar vertebrae, which has been long in doubt because of the close interlocking of the processes and the strength of the ligaments, is *proved* by two cases collected by Blasius and also by two others, in which there was present associated, but unimportant, fracture of some of the processes."

This same author, speaking of dislocation of the atlas from the axis, says, "Dislocation forward or backward is possible only after fracture of the odontoid process or rupture of the transverse ligament, or by the slipping of the process beneath the ligament."

McClellan.


McClellan, in his *Regional Anatomy*, Vol. 2, gives his opinion of vertebral dislocations in the following language: "*Dislocation of the spinal column is especially grave. A simple dislocation of any of the vertebrae can happen only in the cervical region, as the construction of the dorsal and lumbar vertebrae is such that a dislocation necessarily involves a fracture of some part of the bone.*"

Gerrish.

Gerrish sums up the question by saying, "*Simple dislocation* between two vertebrae is, therefore, *almost impossible*, unless perhaps in the cervical region, where the surfaces of the articular processes are more nearly horizontal."

Lawrence.

Mr. Lawrence says, "The possibility of the occurrence of complete dislocations of the vertebrae without fracture, has long been a disputed point among many of the first surgical writers."



CLASS GROUP—*THE P. S. C.*

Dr. D. D. Palmer, Discoverer and Developer of Chiropractic.

B. J. Palmer, D. C.

Miss Eliza Murchison.

Allen Raymond, D. C.

A. E. Schooley, D. C.

Ernst Simon, M. D., D. C.

M. P. Brown, M. D., D. C.

Herman Stouder, D. C.

Peter Christianson, M. D., D. C.

Frank Graham, D. C.

Leroy Baker, D. C. The first student to study Chiropractic.

ILLUSTRATION NO. 16.

Gray.

Gray asserts, under the head of surgical anatomy, "The ligaments which unite the component parts of the vertebrae together are so strong, and these bones are so interlocked by the arrangement of their articulating processes, that *dislocation is very uncommon* and, indeed, unless accompanied by fracture, *rarely occurs*, except in the upper part of the neck. Dislocation of the *occiput from the atlas has only been recorded in one or two cases*; but dislocation of the atlas from the axis, with rupture of the transverse ligament, is much more common; it is the mode in which death is produced in many cases of execution by hanging. In the lower part of the neck—that is, below the third cervical vertebra—dislocation unattended by fracture occasionally takes place."

Erichsen.

Erichsen says in his first edition, "On looking at the arrangement of the articular surfaces of the vertebrae, the very limited motion of which they are susceptible, and the way in which they are closely knit together by strong ligaments and short, powerful muscles, it is obvious that *dislocation of these bones must be exceedingly rare*. So seldom, indeed, do they occur, that their existence has been denied by many surgeons. Yet there are a sufficient number of instances on record to prove incontestably that *these accidents may happen*. Those cases that have been met with have usually been associated with partial fracture, but *this complication is not necessary*. In all, *the displacement was incomplete*, and, indeed, a complete dislocation cannot occur.

"*Dislocation of the atlas from the occipital bone* has been described in two instances only.

"*Dislocation of the axis from the atlas* is of more frequent occurrence. *It may happen with or without a fracture of the odontoid process*.

"*In the dorsal region dislocation of the spine*, though excessively rare, may occur. The last dorsal vertebra has been several times found dislocated from the first lumbar.

"*Dislocation of any one of the five lower cervical vertebrae may occur*. The third vertebra is that which is less frequently dislocated; the fifth that which is more commonly displaced. Treatment of these injuries is sufficiently

simple. *No attempt at reduction can of course be made.*"

My experience of ten years as a Chiropractor, differs materially from that of Dr. Erichsen. I have found the third vertebra to be the most frequently displaced of any cervical. The atlas and fourth will come second in frequency. The seventh is rarely dislocated, owing to its being braced by the clavicle and the first pair of ribs. If Dr. Erichsen could see the ability displayed by a Chiropractor in replacing displaced cervical vertebrae; hear them return to their proper position with an audible crack, he would no longer say, "No attempt at reduction can of course be made."

Walton.

Walton asserts, in a late *New York Medical Journal*, that "Cervical dislocation occurs more frequently than is generally supposed, and that the results of the injury are nearly always susceptible of speedy, safe and complete amelioration.

"Three methods of treatment have been proposed: (1) Reduction by traction, with or without abduction and rotation. (2) Reduction by abduction and rotation, but without traction. (3) Reduction by dorso-lateral flexion combined, if necessary with slight rotation. This last method, in the author's opinion, is the best. The employment of traction is a futile measure. Not infrequently reduction takes place spontaneously, during sleep, at other times it occurs accidentally during the relaxation produced by an anaesthetic. In seven cases observed by the author reduction took place as follows: two reductions occurred in sleep, three during etherization, and two were effected by operation."

Cervical dislocation—partial displacement—is much more common than is supposed by medical men. The replacing of which is safely and quickly done by the hands of a Chiropractor.

Instead of using a machine to stretch the spine, moving the vertebrae from or around its axis, we adjust by hand, using the spinous processes as levers.

Howe.

Howe gives an interesting case which we think worth quoting: "In 1856 I was summoned to an Irishman, who had fallen from a chamber window to the ground, head

foremost. I found the patient with his head twisted to one side and rigidly held in that position. He uttered cries of distress and called lustily for relief; 'a stitch in my neck, dotcher, a stitch in my neck.' I took hold of his ears and endeavored to pull and twist his head into its natural position, but was unable to accomplish my object. By pressing my fingers into the soft structures of the neck, I could feel a bony displacement to exist between the third and fourth vertebrae, though I was unable to discover the exact nature or extent of the luxation. Perhaps another vertebra was implicated in the displacement. By help of assistants, who laid hold of the patient's head and feet, we made powerful extension and counter-extension, together with some twisting motion, reduction, which was attended with an audible snap, was accomplished. The patient then moved his head and neck with ease and complained no more of sharp pain. He suffered from great soreness in the neck for a week or more, yet recovered without physical defect or lasting functional impairment. *I am quite sure no process of bone was broken; and that the injury was a simple luxation, occurring between two or more of the cervical vertebrae."*

Erichsen.

Dr. Erichsen declares, "*Dislocation of the articular processes of the cervical vertebrae occasionally occur.* In these cases the patient, after a sudden movement, or a fall on the head, feels much pain and stiffness in the neck, the head being fixed immovably, and turned to the opposite side to that on which the *displacement has occurred.* In these cases I have known reduction effected by the surgeon placing his knees against the patient's shoulders, drawing on the head, and then turning in into position, *the return being affected with a distinct snap."*

If the victim of the following mishap should read the above two cases he would feel like directing the Old School to the new method. The following is copied from *The Davenport Republican* of Jan. 1, 1905:

"Frank Runge, who lives at 611 West Sixteenth street, has enjoyed the unique distinction of having his neck dislocated and then fixed up again. One morning he did not arise from his slumbers as soon as his sister and aunt thought he ought to. So they went to his room, and each taking hold of a foot, tried to pull him out of bed. He playfully resisted, and in the melee that followed, he man-

aged to displace five bones in his neck. The bones being the atlas, axis, third, fourth and fifth cervicals. The accident was a painful one. Runge's head was so turned that his face looked over his shoulder.


"The young man was carried from his home to a buggy, and driven to the office of Dr. Palmer, who realized the trouble at once. After three adjustments he had the neck in as good working order as ever. The cure was as remarkable as the accident was peculiar. Runge feels all right, but has no desire to go through with the ordeal again. Next time his sister and aunt try to pull him out of bed, they can pull all they want to; he will not resist."

The above reduction was made with the hands, using the spinous processes as handles. This unique method was discovered and developed by D. D. Palmer, who named it Chiropractic.

The New York Journal of Medicine.

The New York Journal of Medicine for 1852, contains an account of dislocation of the dorsal vertebrae: "The injury was produced by the fall of a door, the man being under it in a stooping posture. The lower extremities were immediately paralyzed. At the seat of the injury, which was at the *junction of the lumbar and dorsal vertebrae*, there was a marked appearance of displacement of the parts, which seemed to arise from a fracture and dislocation or a sliding of the body of one vertebra over another. The surgeon placed the patient on his front, and fastened a folded sheet under his arms and another above his hips; chloroform having been administered, extending and counter-extending forces were applied by means of the sheets, and the various vertebrae were reduced. In six or eight weeks the patient recovered the use of his limbs, and normal evacuations took place. Ultimately, the recovery was complete, though a prominence remained at the seat of injury."

There are two features in the above case, to which I desire to draw special attention. The marked displacement that was visible in the vertebral spines, which the surgeons did not replace, as shown by the last line. Also, in using the folded sheets, in the same manner, so freely paraded, and described by Dr. Langworthy, as the Frank Dvorsky



CLASS GROUP—*THE P. S. C.*

Dr. D. D. Palmer, Discoverer and Developer of Chiropractic.

B. J. Palmer, D. C.

S. M. Langworthy, D. C.

O. B. Jones, D. C.

E. E. Sutton, D. C.

T. H. Storey, D. C.

O. G. Smith, D. C.

ILLUSTRATION NO. 17.

method, is not new, nor confined to Bohemians. It is here classed as orthopedic surgery.

Pott.

Pott states a case, where no violence had been committed, or received; his *first intimation* was a sense of weakness in his backbone, accompanied with what he described as a dull kind of pain, attended with such a lassitude as rendered a small degree of exercise fatiguing; this was followed by an unusual sense of coldness in the thighs, not accountable for from the change of weather, and a palpable diminution of their sensibility. After a short time, his limbs were frequently convulsed by involuntary twitchings, particularly troublesome in the night; and soon after this, he not only became incapable of walking, but his power either of retaining or discharging his urine and faeces was considerably impaired.

He continues to say, "In the adult I will not assert, that *external mischief is always* and totally out of the question; but I will venture to affirm, what is equal, as far as regards the true nature of the case which is, that altho accidents and violence may in *some few instances* be allowed to have contributed to its more immediate appearance, yet the part in which it shows itself, must have been previously in a morbid state, and thereby predisposed for the production of it. *I do not by this mean to say that a violent exertion cannot injure the spine*, or produce a paralytic complaint; that would be to say more than I know; but I will venture to assert that no degree of violence whatever is capable of producing such an appearance as I am now speaking of, unless the bodies of the vertebrae were by previous distemper disposed to give way; and that there was no supposable dislocation, caused by mere violence, done to the bones of the back, which bones were, before the receipt of the injury, in a sound state."

Dr. Ayers.

Dr. Ayers, reports in the *New York Journal of Medicine*, a case of dislocation occurring between the cervical vertebrae from some unknown cause, as the man was drunk at the time he received the injury. The neck was rigid and exhibited a peculiar deformity which could not attend any lesion except luxation of one or more of the cervical vertebrae. There was no paralysis; but intense

pain attended the displacement. Great difficulty was experienced in attempts to drink or swallow food. The esophagus and larynx seemed to be pressed upon by the bulging forward of several of the cervical vertebrae. The back of the neck was rendered excessively concave and the integument was thrown into folds as it is when the head is forced back against the shoulders; the front of the neck presented a corresponding convexity. *Between the spinous processes of the fifth and sixth cervical vertebrae, a marked depression could be felt, and this was the point at which the greatest distress was felt by the patient.* Dr. Ayers, with several surgical assistants who concurred with him in the diagnosis, performed a successful reduction while the patient was under the influence of chloroform. Extension was applied to the head, and counter-extension to the shoulders, and while the head was rotated and pressure made upon prominent points in the neck, *the displaced bones returned to their former position, and the head and neck resumed their natural attitude and aspect.*

What a time these surgeons had replacing vertebrae! Chiropractors never give chloroform. Dr. Ayers would hardly equal the practitioner of Chiropractic, who often adjusts at the rate of one person a minute.

That "marked depression" was a separation of the spinous processes, causing a lordosis curve, pinching nerves in the foramina.

Samuel Cooper.

Samuel Cooper remarks, "I believe no modern practitioner now ever advises supporting the spine with machinery, on the supposition of there being any *dislocation; an error, which formerly prevailed.*

"The cervical vertebrae, however, not having such extensive articular surfaces, and having more motion, *are occasionally luxated.* The dislocation of the head from the first vertebra, and the first vertebra from the second, particularly the last accident, is the most common; but luxations of the cervical vertebrae lower down, *though very rare, are possible.*"

Beck.

Beck evidently recognized displacements of vertebrae, for he says, "The most important sign is the traumatic

kyphosis, produced by a displacement of the spinous process, whereby a prominence is caused. Sometimes more than one vertebra is concerned."

Dunghlison.

Dunghlison's Dictionary allows Chiropractic sunbeams to shine on page 1039, under two heads, "Spinal irritation, a supposed eresthistic state of the spinal cord, indicated by tenderness on pressure over the spinal process of one or more vertebrae, or over the nerves proceeding from the cord and distributed to the parts at the sides of the spine." "Spinal localization, the designation of a particular part of the spinal cord as the center of certain physiological functions or of muscular movements or reflexes."

Brodie.

Mr. Brodie's opinion, deduced from dissection, "In many instances, caries of the spine has its origin in the bodies of the vertebrae themselves, which are liable to the same disease of the cancellus structure, which is noticed in the articulating extremities of other bones. In some cases rest in a horizontal posture, below ground, I believe, must soon be the patient's doom."

Moore.

Moore, speaking of torticollis, says, "Many cases have their origin at birth; the muscles may be torn, bones may be broken or distorted, nerves may be injured."

Boyer.

Boyer says, "*Many examples have happened*, in which one of the inferior oblique, or articular processes of a cervical vertebra has been dislocated, so as to cause a permanent inclination of the neck towards the side opposite to that of the displacement."

Howe.

Howe makes mention of a similar case, caused by cervical dislocation, and describes it thus: "Some years ago I was called to a lady who had her head drawn forward. The contraction had *wrenched* at least *three of the cervical vertebrae* from their articulations, and greatly distorted two others."

We have observed many persons with a stiff neck, drawn to one side, upon arising in the morning, which they


attribute to a draft, or lying in a crooked position. These conditions being acute, and their cause, slightly luxated articulate processes, usually right themselves.

Samuel Cooper.

Samuel Cooper, with a physician's understanding, remarks, "Spontaneous displacements of the atlas may depend upon caries and scrofulous disease of the articular surfaces, or upon the exostosis of its transverse process, or a similar tumor growing from a neighboring portion of the os occipitis, or petrous portion of the temporal bone. By these causes, the anterior, or posterior arch, or one of the sides of the atlas, has been made to intercept a third, the half, and even two-thirds of the diameter of the foramen magnum. Notwithstanding the very remarkable constriction of the medulla spinalis thus occasioned, life may be carried on, and the nutritive functions performed sufficiently well to afford time enough either for the exostoses to attain a large size, or for the ankylosis, binding together the head and most of the cervical vertebrae, to acquire great solidity. The atlas is never found free and distinct, when thus displaced, but is confounded at least with the os occipitis, and mostly with five or six of the subjacent vertebrae. Another interesting fact is, that, in cases of this description, the joint between atlas and occiput is never the only one which is displaced and deformed, unless the disease be very slightly advanced; for the articulation of the processus dentatus with the atlas, and sometimes that of the point of the same process with the occiput, are considerably affected. Sometimes the processus dentatus and the occiput retain their natural position with respect to each other, and the atlas alone seems to be displaced between them. Sometimes, the second vertebra is out of its place with respect to the os occipitis in the same direction as the atlas, but in not so great a degree. Lastly, in some other instances, the two vertebrae are twisted in opposite directions, as for instance one to the left, the other to the right; or vice versa."

Cooper.

Cooper states that displacements of the atlas depend upon caries, scrofulous diseases of its articular surfaces, exostoses, tumors or an ankylosis. The facts are,



CLASS GROUP—*THE P. S. C.*

Dr. D. D. Palmer, Discoverer and Developer of Chiropractic.

B. J. Palmer, D. C.

Geo. F. Murray.

O. C. Butters.

Mabel Heath Palmer, D. C.

E. J. Draper, D. C.

ILLUSTRATION NO. 18.

as proven by Chiropractic, that by the displacement of the atlas, nerves were impinged in the intervertebral grooves, above and below, thereby deranging their functions. Remember, that diseased conditions are but effects of maladministration of nerves. Instead of some diseased conditions being the cause of others, the above abnormalities are all accounted for by the acts of nerve impulses performed in an irregular manner.

Moore.

Moore says of vertebral displacements, or, as he puts it, spinal distortions, "*many traumatic cases have their origin at the time of birth; bones may be broken or distorted, nerves may be injured.*"

Tubby.

Tubby gives us a ray of light on this subject, when he says, "Osteoarthritis and osteitis-deformans cause a general kyphosis; nor do they give rise to reflected pain, unless it may happen—a rare event I imagine—that *the nerves are pressed upon it as they issue from the spinal canal.*"

He speaks of the "Bonesetters," as do many physicians of Chiropractors, when he says, "Such cases drift about until they fall into the hands of the 'Bonesetter,' *who with one jerk relieves the patient of his or her disability, and arrogates to himself the credit of putting in a dislocated bone.*" This remark may look strange sandwiched between the one above and the following copied from page 81 of his Orthopedic Surgery:

"I recently *removed the breast of a patient, who having found a tumor which she was afraid might be a cancer, kept the matter to herself for nine months. During this time the growth steadily increased, and in the last two months she had suffered from very severe pains in the spine at the level of about the fourth dorsal vertebra, and also around the sides of her chest. When the spine was examined, a well marked angular curvature was found.*"

That "well marked angular curvature" was a projecting spinous process of a displaced vertebra. "About the fourth dorsal" is where we find nerves impinged which produce cancer in the breast. Those nerves can be traced by a Chiropractor, from the spine to the affected part, and relieved by adjustment.

Still.

A. T. Still wisely states, "A wrench of the spinal column has been given with force enough to slip the vertebral articulations and inhibit nerves. We should remember that slipped or twisted vertebrae must be sought out and adjusted."

Davis, D. O.

A. P. Davis, D. O., when describing a cervical treatment, says, "This movement should be done with caution, so as not to dislocate the neck." He also states in his work on *Osteopathy Illustrated*, "It was long thought that the dislocation of a rib was responsible for all the mischief; or a dislocated hip, or a *slipped vertebra*, had much to do in producing disease of all kinds; but the intelligent in the ranks of Osteopathy are ready to concede the cause to other sources, and now it is a pretty well settled fact that *dislocation does not play* such a role in the production of disease as formerly."

Bell.

C. Bell speaks of an evident loosening between the last cervical and the first dorsal vertebra, of a considerable space between them, of the destruction of the intervertebral substance.

Helferich.

Helferich remarks, "In the dorsal and lumbar regions pure dislocation is exceedingly rare. The possibility of *true dislocation* in the region of the dorsal and lumbar vertebrae *has been proven on the post mortem table*, but must be almost impossible to recognize in the living subject, i. e., it must be difficult to exclude fracture."

We differ very much with Dr. Helferich, for we find dorsal and lumbar dislocation, without fracture, *very common*. Such is demonstrated every day before the clinic; *we do not have to wait to determine on the post mortem table*. It is not difficult for a Chiropractor to ascertain which vertebra is luxated. Practice makes perfect.

Erichsen.

Erichsen in his latest edition says, "*Partial dislocation may exist* unsuspected, the case being considered one of simple contusion."

Sprains, strains, *wrenches*, and twists of the spine, are of very frequent occurrence. They may be followed by every possible kind of mischief to the vertebral column, its bones, or ligaments.

Sprains or wrenches of the spine will frequently lay the foundation of serious organic disease of the bones and articular structures, leading to angular curvature, abscess, paraplegia, and possibly a fatal result.

“One of the most remarkable circumstances connected with injuries of the spine is the disproportion that exists between *the apparent trifling accident* that the patient has sustained, *and the real and serious mischief that has in reality occurred, and which will eventually lead to the gravest consequences.*”

“Although there is often a long interval between the time of the occurrence of the accident and the supervention of the more distressing symptoms, and the conviction of the serious nature of the injury that has been sustained, it will be found, on close inquiry, that there has never been an interval, however short, of complete restoration to health.”

Howe.

Howe admits a Chiropractic sunbeam when he said, “The dreadful and prolonged sufferings which follow dislocations of the vertebrae, are among the worst that can be inflicted upon the human body. All complex horrors of paralysis are liable to follow these luxations, such as bedsores, artificial evacuations of the bladder and rectum, utter dependence upon others to have even necessary wants supplied, and the perversions of the secretions to an extent that renders every phase of life disagreeable, and death welcome.”

Erichsen.

John E. Erichsen saw the dawn of Chiropractic when he voiced our sentiments, except that he should have used compression in the following, instead of “concussion.” “The effects of concussion of the spine, whether arising from violence directly or indirectly applied, are occasionally slow in manifesting themselves to the full intensity; so slow, indeed, that the patient may not connect their supervention with the injury which he had sustained some length of time previously.”

Simpson.

Simpson writes unbiased on this subject and gives us a ray of light, "Concerning the frequency of dislocation of the vertebrae widely different opinions have been held; some denying even the possibility of dislocation without fracture, others think them extremely rare, and others, again, claiming that they are quite common.

"The nerve trunks at their point of emergence through the intervertebral foramina may be compressed between the articular process of one vertebra and the body or pedicle of the other.

"The possibility of the occurrence of pure dislocation of the lumbar vertebrae, which has long been in doubt, because of the close interlocking of the processes, and the strength of the ligaments, is proved by two cases collected by Blasious."

Howe.


Howe refers to this subject by saying, "In the cervical and lumbar regions, where motion is not restrained by the vertical articular surfaces, dislocation can occur without the absolute necessity of a fracture; but in the dorsal region, where the processes overlap, and are closely locked, *simple dislocation seems impossible.*

"However, there have been reported during the last few years, a number of well authenticated dislocations of the vertebrae, in different regions of the column. The case of Charles Butcher, who slipped on some steps, while carrying a heavy load on his head, in the end proved that a vertebral luxation can occur."

Roberts.

M. Roberts makes a report of a carpenter, who, when attempting to raise a heavy scaffolding pole, at a certain point being unable to sustain it any longer, received its weight upon his back. The accident was immediately followed by complete paralysis below the point injured. Dissection showed that the fifth was separated from the sixth dorsal vertebra. There was no fracture of any process.

It is fitting to close this article by quoting from Bradford and Lovet. On page 45 is a cut showing reduction of displaced vertebrae by Calot. *The patient is lying face*



CLASS GROUP—*THE P. S. C.*

Dr. D. D. Palmer, Discoverer and Developer of Chiropractic.

H. D. Reynard, D. C.

Ira H. Lucas, D. C.

O. G. Smith, D. C.

Minora C. Paxson, D. C.

A. B. Wightman, D. C.

W. A. Collier, D. C.

ILLUSTRATION NO. 19.

downward on a bifid table. There are nine attendants, four of them have each a limb stretching the spine. Five surgeons are aproned, *one of whom is operating, with his bare hands on the back of the boy,* while the rest are interested observers. This much I have read from the picture.

The worded explanation is, "Forcible correction of the deformity, with or without anaesthesia, is a method revived in recent times by Chipault of Paris, although ordinarily identified with the name of Calot. Chipault operated first in September, 1893, reducing the deformity, wiring together the spinous processes of the affected vertebrae. He published an account of this method on March 9, 1895. On December 22, 1896, Calot published a paper on the method, in which he said that his first operation dated back only a little over a year. The priority of forcible reduction belongs clearly to Chipault. Wiring the spinous processes of the vertebrae was, however, first advocated by an American, B. C. Hadra, in a paper read and discussed before the American Orthopedic Association at Washington, September 24, 1891. The method has been largely advocated and finds a place in modern orthopedic treatment. It has been shown that it is not a proceeding attended with as great risk to life, either near or remote, as would have been supposed."

Palmer.

D. D. Palmer has placed this much disputed question under the light of the midday sun. He has developed a well defined science that has no resemblance whatever to any therapeutical method. In fact, it is not therapeutical. *The luxated vertebrae are replaced by hand adjustments, these unique movements being unlike those used by any other school.*

The Chiropractor adjusts any one or all of the 300 articular joints of the human body, but more especially the 51 of the spinal column. They use the long bones as fulcrums, and levers to replace their luxated joints. When adjusting vertebrae, the processes are used.

There is a wide difference in the opinions of the above writers on spinal luxation.

Is it not strange, considering the Langworthy-Bohemian Napravit storm, that there is not a Bohemian book,

magazine or literary production, which refers to Bohemian spinal adjustment?

D. D. Palmer does not, nor never has, claimed that he discovered that vertebrae may be displaced and replaced. To prove this he gives the above quotations. He, however, is the first to draw the attention of the public to the difference between a complete luxation known to the medical world as such, and a sub-luxation known to the Chiropractor as a displacement of the articular processes.

He was the first to write lengthy articles, setting forth that 95 to 100 per cent of diseases were caused by sub-luxations of vertebrae, *and today no other person has placed such statements in the hands of the public unless copied from those in the possession of The P. S. C.*

He was the first to assert that any, or all vertebrae, were liable to be luxated, before or at birth, in youth and adult age. That vertebrae are often luxated and how such may be, before birth, has not yet been given out by any periodical.

He was the first person to adjust, replace vertebrae by the unique method known as Chiropractic, using the spinous and transverse processes as handles, placing this method before the public by circulars and teachings.

It was he who first made the statement that the human body was a nerve machine, run in all its parts by nerves, that all diseases were abnormal functions made so by deranged nerves.

He was the first to discover and affirm that the body is heat by nerves, and not by blood. Among the witnesses were O. G. Smith and Minora C. Paxson.

He was the first to set forth that club-feet and other prenatal deformities, usually named mothers' marks, were caused by intra-uterine displacements of the vertebral column, that these may be corrected by adjusting some one or more of the 76 joints of the backbone.

He was the man who taught Drs. Langworthy, Smith and Paxson how to adjust vertebrae by hand, using the processes as handles, for which he received, from them, \$1,500. They now desire to steal this well earned credit, even if they have to turn it over to the Bohemians, from whom they could have learned Chiropractic under the name of "Napavit" for nothing.

D. D. Palmer was the first man to discover that insanity was caused by displaced cervical vertebrae, that by replacing them the patients could be restored to normal condition. Dr. S. M. Langworthy has proof of this in the change wrought in his wife by two weeks' adjustment.

SENSIBLE SUGGESTIONS.

If you should let your watch fall, get some part of it displaced, or damaged, so that it does not keep good time, or refuses to run, you would take it to a jeweler. Suppose, upon examination, he should tell you that he should have to take out one or more cogs, or remove a wheel, in order to make it keep good time; would you leave it with him? Not for one minute. You would say: "I have carried that watch for many years; it has served me faithfully; it has always kept correct time, and you cannot make me believe that the factory put in too many wheels or cogs."

Why not use as good judgment in regard to your mother, wife or daughter, whose value is immeasurably greater than that of the watch? You would not let a jeweler take out any portion of it; but when your mother, wife or daughter has had a fall, or met with some injury, displacing some portion of her anatomy, you at once call in the family physician whom you have learned to love and respect. He makes a diagnosis and prescribes for her. Day after day he calls, takes the temperature, respiration, feels the pulse, which does not aid in locating the cause of her trouble. He finally advises you to take her to the hospital. There they decide that an operation must be performed; some parts of her person must be removed; they have done all else they know, and they must continue to do something.

You would not trust your watch in the care of one whom your best reason tells you would ruin it by the removal of some of its works; but you will trust one whom you love far more than the watch, to the tender mercies of those who rifle them of their motherhood. You listen to the sophistry of the wise doctors; he is willing to take the responsibility *as far as words go* and assures you that the operation will put her on the road to recovery. You know that the Creator did not put any useless organs in her any more than the factory did too many wheels in the watch. With dread and fear you finally leave her, although you cannot but think that the responsibility, the gain or loss, and the payment of the bill, all rests upon you and not upon the physician.

You cease to use your reason. You take your watch to the jeweler, who removes two cogs, or a wheel, and



CLASS GROUP—*THE P. S. C.*

Dr. D. D. Palmer, Discoverer and Developer of Chiropractic.

B. J. Palmer, D. C.

Mrs. Wm. Dodds.

Edw. D. Schoffman, D. C.

C. H. Fancher, D. C.

P. W. Hammerlie.

Martha M. French, D. C.

W. J. Robb, D. C.

ILLUSTRATION NO. 20.

returns it to you, saying, "I hope it will now be all right." When you took your watch to him it did run, but it did not keep correct time; now, to your chagrin, you find that it will not go at all.

You leave your mother, wife or daughter in the hands of the despoiler. In time she returns home, pale, emaciated and weak. But the surgeon assures you that all she needs is time and rest. You are doomed to disappointment, for you find that time and the doctor's knife has not improved her condition; on the contrary, she is now more helpless than before you spent her time, vitality, and your money.

You tell the jeweler the condition of your watch. He speaks of his years of apprenticeship, of his experience in business, that he can take the works of a watch all out, and did so with yours; he found that it had too many wheels, which made it run too fast, and that probably there are too many in there yet; if you will let him have it once more, he will call in some of his neighbors of like craft, who are well skilled in that line. They will examine it with an eye glass, to see just what the trouble really is, thus you are persuaded to again leave your watch.

Your family physician calls on you and tells you that he possibly did not take out the right organ, and advises you to return her to the hospital; they will hold a consultation and advise with the medical staff which will determine to a certainty just what and how much should be removed. You again yield your better judgment to one in whom you have all confidence; and she is again taken from home and friends.

In the meantime, your watch is returned, or rather, what is left of it. It no longer looks like the perfect time-piece you once carried with so much pride, when everyone admired it and thought it such a beauty. The case is battered and full of wrinkles, it bears no resemblance to its former self; it is ruined beyond all possibility of repair.

Your mother, wife or daughter, as the case may be, is again brought home, or at least what is left of her; but she bears no resemblance to the person you once thought to be the ideal of health and beauty. She is no longer able to walk or take a step; is only the shadow of her former self. Her haggard, careworn look speaks too plainly of her dreadful experience. The physician tells you that

the operation was a wonderful success, and then adds: "We have done all we can; give her the best of care while she lasts."

We have drawn upon our imagination to find a man who lacks judgment sufficient to allow a tinker to meddle with and destroy his watch. We have also had to fancy the quack jeweler; for in fact we could not find either of these two characters. But there was no need of doing so in the medical profession, or the patient, for the above is an every day occurrence. The watch was a fine piece of machinery. How much more so was the woman. If all parts of the watch were in their proper place, all in proper position as when it came from the factory, it would go all right.

The woman's skeletal frame was all right until, perhaps, not mindful of it, some portion of her spinal column became displaced by a wrench. If something is wrong with your watch you take it to a man who can fix it. He adjusts the displaced parts, and then it is all right.

Why not repair the human machine and give it the same sensible adjustment you did the watch? It is just as easy to do one as the other when you know how.

But let us return and examine the ruined watch and the remains of the woman. We find the watch corroded and gummed inside; two cogs and a wheel gone and the mainspring broken; no wonder it would not run.

Let us go to the post-mortem of the woman, or what is left of her. A half dozen wise college graduates are present with their knives, saws, etc. They proceed to open the body as they have done before. They know where, for there are the tell-tale scars giving their mute testimony of former operations. They find two ovaries, the uterus and spleen gone, and the balance of the organs so destroyed with poisons which were given her, that to examine them and take notes of a clinical lecture offers an instructive lesson to the graduating class. They wonder why she did not live without the parts that were removed.

The remainder of the watch is laid on the shelf as a reminder of your folly and ignorance. What was left of the woman you once loved is buried in the churchyard. The doctors had done all they could; they gave her *the best of medical aid*; they physiced, bled, blistered, and followed

her with the science of medicine; they chased her life through all the mysterious windings of art; they forswore nature, shut the door in her face to keep out the fresh air, blindfolded the windows to exclude the invigorating light, refused her cold water to drink and gave her only daintily foods prepared by the chemist. Such substances irritated her internal organs, to correct which they counter-irritated the external organs; they bled her until she was weak; they gave her drugs to make pure blood; they kept her alive by stimulants and let her down by sedatives. *Requiescat in pace!*

TAKE OFF THE BRAKE.*L. H. Nutting.*

Are you struggling on through life
 With a burden hard to bear?
 Are you weary of the strife
 And almost in despair?
 Hunt up the *cause* and shake it,
 If it does not go just make it.

Take off the brake.

If your business is depressing,
 And your friends all pass you by,
 If you have to keep a guessing
 How to keep from being shy,
 Hunt up the *cause* and shake it,
 If it does not move just make it.

Take off the brake.

Are you troubled with the symptoms
 That the doctors call disease?
 Have you taken all the poisons
 And still are not at ease?
 Hunt up the *cause* and shake it,
 If it does not go just make it,

Take off the brake.

Don't give up the fight and worry,
 Take Chiropractic and win,
 Be joyful and not sorry,
 And a blessing to your kin.
 Chiro *finds* the *cause* and shakes it.
 If it does not go just make it.

Take off the brake.

Last Saturday the writer saw an incident on Main street, Davenport, Iowa, which caused much ill humor, amusement, and some instruction to the crowd which witnessed it. Human nature, the quality of which depends upon education, was shown by each one presenting his peculiar idea of the situation and his suggestions.

Main street is paved with brick and is quite steep be-

100



CLASS GROUP—*THE P. S. C.*

Dr. D. D. Palmer, Discoverer and Developer of Chiropractic.

B. J. Palmer, D. C.

Mabel Heath Palmer, D. C.

Chas. Ray Parker, D. C.

Selma Doeltz.

Garfield B. Danelz, D. C.

A. G. Evans, D. C.

A. A. Hananska.

Minnie Oas.

Jesse J. Darnell.

Martha M. Brake, (Australia.)

ILLUSTRATION NO. 21.

tween Sixth and Eighth. A crowd of idle men had gathered on the street to watch a stalled team. I, of course, joined them. The horses were once full of life and vigor, but now they are thin of flesh, showing want of care and lack of ambition. They are hitched to a *good wagon*, which contained a heavy load. They had gone half way up the hill, but could go no farther. The driver did not know what course to pursue. Several of the bystanders were eager to assist him with their counsel. Their varied suggestions only served to confuse him. The reader will notice closely the advice given, for it will be made use of hereafter.

The first instruction was to apply the whip; which was used unsparingly. It *excited* and *aroused* what energy they had left, but only worried them without any gain.

The next order given and acted upon was to back down the hill so as to give them a *new start*. This was tried, with the result that they were not able to make as far up the grade as before.

A professional looking man then said, "Blindfold the horses, shake the wagon, throw something heavy on the pavement, *make them believe* that you have unloaded. If they think the wagon is empty, they will pull it up the hill easily." But try as hard as they might, they could not pull the load.

The next man to offer advice was a clerk from a nearby drug store. He thought the axles and wheels needed *oiling*; that the wheels were tired instead of the horses. A supply of oil was secured and applied to the axles and wheels plentifully, which seemed to make the wagon more inclined to slide down the hill.

Then there appeared in the front of the crowd a seeming wise fellow, who looked as though he was a graduate from some college or a president of some hospital board. He argued the case as follows: "No team on earth can pull that load, there is *too much wagon*; make it as light as possible, take off the spring seat, take out the end gate and all the loose rods, saw out half the spokes for they are crowding each other, take off the tires, for they only serve to make extra weight; the fewer pieces you have in the wagon the more easily it will move." But, fortunately, before the well dressed man's advice was put in force,

there appeared a practical farmer who took in the situation at a glance. He spoke in a mild tone, but what he said carried force and was convincing. He said, "Let that wagon remain whole, not one piece of it can be spared at this time when it is so loaded. Wipe off that surplus oil, throw the whip in the gutter, cease to blindfold the horses." When this was done, he calmly said to the driver, "*Now take off the brake.*" It was released. The team made the top of the hill with the usual speed and ease. The farmer was heard to say, "That is easy to do when you know how." The crowd dispersed, being benefited more or less by the experience.

This may seem to the reader a simple and ridiculous story; but let us see if there are not incidents in our daily life fully as ludicrous and absurd.

Please observe that woman with pale, hollow cheeks and sunken eyes. A few years ago her cheeks were plump and full of color, her eyes sparkled with ambition. She is trying her best to climb the incline of life. She has her burden to carry as the most of women have, but that which used to be comparative play is now a load that she cannot move. She is discouraged and disheartened. Physically and mentally she has not the strength to accomplish her usual labor, and yet she does not realize what is holding her back.

Under all circumstances human nature is very much alike. Human sympathy is manifested and advice freely given to the afflicted in much the same way as was manifested in the crowd referred to on Main street. Strangers as well as acquaintances are ready, willing and eager to advise this frail woman what to do. Some recommend stimulants of various kinds to *whip up* the circulation and *excite* the already overworked woman.

A well meaning friend advises some kind of physic that will deplete her system, thinking it necessary for her to *get away down* in order to make permanent improvement.

Some advise narcotics, for the purpose of deadening the sensibility of the physical; others suggest therapeutics, or Christian Science, for the purpose of making her believe that she has no disease. None of these really assist the invalid, for they *do not release the brake.*

There are those who will advise blistering, bleeding or *lubricating* the body with liniments, just to be doing something, for what purpose they know not.

Sooner or later the wise men are called in. With ready hands and sharpened knives they desire to cut out any or all parts that they think can be spared, believing that the less organs that the blood has to support and pass through, the purer it will be.

But thanks to the sensible farmer (Chiropractor), who realizes that there is a *cause* for all human ailments, and dares to say it in the presence of those standing by, who advise therapeutical remedies, "*Take off the brake.*"

We think it strange that no one in the crowd at the wagon thought of *taking off the brake*. It looks equally strange to a Chiropractor that until eleven years ago, no one had discovered that in 100 per cent of diseases, that the brake is set on some one of the 300 articular joints of the body, compressing the nerves, thereby deranging their functions.

If, by any means, the articular surfaces of any of the joints of the skeletal frame, especially those of the vertebral column, become displaced by being wrenched, go to a Chiropractor, who will *take off the brake*.

The Old School idea of disease is, that it is an enemy that has to be fought, conquered, banished; while Chiropractic kindly says, "*Take off the brake, remove the pressure,*" and health is your compensation.

A LINE SHAFT.

Mr. Brown was a wealthy philanthropist. He desired to give employment to his less prosperous neighbors, so he built a large manufacturing plant. The building was large and commodious and made of the best material; the boilers and engines were second to none. The *line shaft* which carried the pulleys for the machinery was *perfectly true* and laid in solid masonry. The bearings in the axle boxes were of the best adapted material; the machinery was of the latest improved patterns. The plant employed a large number of workmen and furnished a special line of goods which were sent to all parts of the world. This plant established a reputation for reliability and first-class work.

Mrs. Brown was his silent partner. Jointly the two had built a large and prosperous business. She was robust, stout and healthy; always did her own housework, and found time to assist Mr. Brown in his business.

At the end of ten years the foreman reported that the *center journal* of the *line shaft* was *heating*, which necessitated a shut down until it was *adjusted*. The nearest expert was called in a man who had graduated from one of the best millwright schools. He carefully examined the machinery in the various parts of the building and took the *temperature* and vibrations of the line shaft. He gave the following directions: "Use no solid fuel in your furnace, burn only a little cotton waste and oil, make just enough steam to run the machinery very slowly. In the hot box use the following lubricants and alternate every three hours—tallow, diamond oil, plumbago and cotton seed oil. Continue this treatment for 21 days and it will cool off at the expiration of that time. I will call twice a day and take the *temperature* and *vibrations* of the *heated journal* and watch for complications.

Bad luck never comes alone. Mrs. Brown was taken sick with a fever. Dr. Allo is called in. He with care feels the pulse, takes the temperature and asks many questions, from which he determines that she has typhoid fever, and prescribes the following: "Under no circumstances allow her to use any solid food in any form. Her diet must be very light, consisting of liquids such as gum arabic water, a weak solution of sago or oat meal gruel. For a



CLASS GROUP—*THE P. S. C.*

Dr. D. D. Palmer, Discoverer and Developer of Chiropractic.

B. J. Palmer, D. C.

M. R. McBurney, D. O.

E. E. Schwartz, D. O.

Frank Horak, D. G. R.

Alfred E. Wenzel, D. O. E.

H. J. Faulkin, D. O.

Alice E. Eklund.

ILLUSTRATION NO. 22.

change she may be allowed the juice of sweet grapes or oranges, ice water and cold lemonade. At the end of the second week, if she becomes very weak, she may be given thick gruels flavored with nutmeg or a tablespoonful of milk and lime water every hour. If she becomes exceedingly low, give her a small quantity of beef tea. I will call two or three times a day, take the temperature, pulse, respiration, and see how she gets along, as this is an interesting case.

Mr. Brown returns to the manufacturing plant, finds the men laid off for three weeks, and all orders for goods cancelled. The stagnation of business is more than Mr. Brown can willingly submit to, so he sends for several experts, who arrive and hold a consultation. The journals, gudgeons, pivots, bearings and dead centers are examined. They discuss superincumbent positions, causation, statics, dynamics, energetics, kinetics, and the laws of transmission of force and motion, the co-efficient of expansion, mechanism, kinematics, elementary and aggregate combinations, acceleration and retardation of vibratory motion and composition of deviations. The book-wise experts differ on every phase of the trouble except the one on time. On that they all agree; that there will be no change in the heating of the journal in less than 21 days, and in two or three weeks more, if all goes well, the plant may resume work. This being the unanimous decision, then the question arose as to what were the best lubricants to the affected journal. A score or more of different kinds were suggested, which brot on a discussion as to vegetable and animal oils, some asserting that those of the animal were too viscous, others that the vegetable were too thin.

While this meeting of the learned scientists was being held, Mr. Brown was looking after his wife's welfare. He was not fully satisfied with the prognosis of Dr. Allo. He could not think of his wife laying in bed burning with fever for 21 days, and then if alive, would need a few weeks to recuperate. So he called in one by one, Dr. Homeo, Dr. Electric, Dr. Hydro, and Dr. Herbal. While they differed very much as to which was the best method of treatment, they did agree in etiology, pathology, diagnosis and prognosis, viz.: that the cause of typhoid fever was a microscopic vegetable organism which got into the body much in

the same way as the bug got in the boy's watch—between the ticks; that there would be a change in 21 days, they hoped for the better, and Mrs. Brown would be around again in two or three months. Mr. Brown looked serious and demurred at the probability of his wife being compelled to lie in bed for so long a time. To have the plant shut down a month was a financial loss, but to have his wife wasting away with fever, existing between life and death, nearly distracted him.

Almost delirious, he goes over to the plant and finds the meeting of the expert scientists in an uproar. The foreman has heard of a master mechanic who could adjust and fix machinery. He had arrived and *made an examination* of the *line shaft*, and found that the boxing had slipped a little to one side, causing it to bind, creating friction and heat, that all it needed was adjusting. He said he could fix it, have it cooled off, and the men all at work in a few hours. The proprietor and the experts were surprised to hear such a statement from a man who had never taken a college course in physics; but he had a knowledge so systematized that he could predict and verify by measurement and observation a clear perception of facts as they were. The natural philosophy experts all agreed that such conditions always did and always would take 21 days before a change would be observed; that it was one of the immutable laws. While no two men that alike as to which mode of treatment was best, they were all agreed as to the time limit. The proprietor being nervous and anxious about his wife, told the mechanic to go ahead and *fix it*, ordered the foreman to notify the men to report the next morning, and the fireman to have steam up. The mechanic adjusted the box in a few minutes and presented his bill, which was promptly paid.

Mr. Brown returned to his residence in deep thot. He had often heard of a hand-fixer named Chiropractor, who had many wonderful quick results. Why not call him? Possibly he might find the cause of Mrs. Brown's illness and *fix it* as readily as the mechanic did *the line shaft* over at the plant. Dr. Chiro was called and made an examination of Mrs. Brown's *spine* and found a *luxated vertebra*, a displacement of the articular surfaces

which had in part lost their proper connection, this made a local inflammation and caused all the symptoms which the other doctors called typhoid fever. It took Dr. Chiro but a minute to fix it. As he said, "To know how to do a thing is to be able to do it." Mr. Brown was so well pleased with Dr. Chiro's diagnosis and prognosis of Mrs. Brown's case that he invited him to be seated in his cosy sitting room, where they chatted for half an hour. Mrs. Brown's fever had gone down, and supper was ready, so the Doctor was invited to take tea. Mrs. Brown arose, dressed, and seated at the table, ate her accustomed meal. It is needless to say that Mr. Brown again wore his usual smile. The plant and his wife would only lose one day each by the *mechanical displacement*, which were corrected by *intelligent mechanics who understood their business*.

We have drawn on our imagination for the misdoings at the plant, but such short sightedness of the medical men is of daily occurrence. Chiropractors are fixing typhoid fever and other acute diseases in one or two brief adjustments. All M. D.'s fevers are their measurements of increased heat, and over supply of caloric furnished by the calorific nerves, the heat function performed in excess, because of impingement of these nerves. These displacements are replaced by mechanical adjustments. Chiropractic opens a field of vast possibilities for the future welfare of mankind. By many students it is considered to be the greatest discovery of the present century. To do such is easy, when you know how and have the practice.

Self-limited diseases are those in which doctors are unable to lessen the accustomed number of days they usually run. Why cannot they abbreviate the usual course? The medical schools all teach that certain diseases limit themselves; that no known treatment will abbreviate nor materially change their course; that certain symptoms will arise under treatments which are entirely opposite. In other words, the self-limited diseases have their allotted number of days to run under any kind of therapeutical treatment, because not one of these schools in their treatment know how to remove the cause; not one of them knows the reason for these acute self-limited diseases. The causes are not external, they are internal; they are in the patient; are caused by something wrong—a screw loose somewhere.

Something is wrong or this human machine would run smoothly, without friction or heat. There are certain portions of the body inflamed because the nerves of that part are affected by the injury. Ah! Where is that injury that causes those nerves to be in such a diseased condition? That is just the question we answer; we locate that injury; we find what is wrong, and adjust it immediately, and "the self-limited diseases" are limited, cut short, because the displaced vertebra has been replaced. Pneumonia, typhoid, small pox, or any other acute disease can be fixed by adjusting the cause.

Luxated bones pinch nerves; impinged nerves cause disease.



CLASS GROUP—*THE P. S. C.*

Dr. D. D. Palmer, Discoverer and Developer of Chiropractic.

B. J. Palmer, D. C.

E. C. Means.

E. M. Fleming.

J. L. Hively, D. O.

J. B. Curl.

John F. Howard, D. C.

E. J. Sweet.

ILLUSTRATION NO. 23.

CHIROPRACTIC ON TRIAL.

L. H. Nutting.

In order to make a case, our opponents must produce certain proofs, or it will be thrown out of court for lack of evidence, by the highest tribunal—the American people.

It must be proven beyond a doubt that the brain does not contain all the governing power, both sensory and motor, whose ramifications extend all over and into all parts of the human body. Against this proposition no sane anatomist would take a stand.

It must thence be ascertained that this bundle of nerves does not pass from brain to spinal cord, thru foramina of the vertebral column. No person, having the least knowledge of the human system, would for a moment take such a position.

It must be substantiated that pinching nerves as they issue from the vertebral column would not in any manner interfere with their normal vigor, or in the least deprive them from performing their natural functions; which any physician would contradict.

The fact must be established that vertebrae cannot be luxated in such a manner as to close the foramina, thereby pinching or compressing nerves as they emerge therefrom. A circumstance which any student of anatomy would dispute.

It must be shown to be erroneous that when one or more of these vertebrae become luxated, they cannot be replaced in their normal position. Thousands of persons who have taken Chiropractic adjustments can testify that displaced vertebrae can be returned to their natural situation.

It must be demonstrated that when these luxated vertebrae are replaced in their normal position, that nature will not again establish the proper action of the nerves as before the wrench occurred, removing pain and discomfort, which physicians name disease.

All these must be confirmed before the unprejudiced thinker, who judges for himself, and inquires into the cause, will take the decision of some unsuccessful doctor.

All this must be shown to be false before the person suffering from the results of an accident will be forced to take a stated amount of poison hourly while life shall last, or submit to the dangerous knife.

Chiropractic luxations of the articular processes are now well known to exist, and it is also a fact that cannot be disproven, that they can and are daily being replaced by the hands of skilled Chiropractors.

INFORMATION.

Our incoming mail shows quite a diversity of opinions in regard to what the writers think of Chiropractic. One Osteopath wrote that he had got "the secret." We answered his letter. He then wrote that it was a "friend" who obtained "the secret." This will cause a smile among *P. S. C.* graduates who have attended the clinic and classes for nine months to learn Chiropractic, as they would any other profession.

Chiropractic is a science differing from all methods of healing, and has to be acquired as one learns Osteopathy, Allopathy, or Homeopathy. Students do well to understand all of Chiropractic in nine months.

There are grafters who will *promise* to teach you Chiropractic for any price they can get. Some of these "permanently locate" for a few weeks, and then move to another "permanent location." We know of no way to prevent the public from patronizing these frauds, either as patients or students. We are asked how a fakir can be told from a graduate. Ask to see his diploma. If he has one from *The P. S. C.* he is all right in his qualifications. For him to say he is a graduate of "The Volmer School of Chiropractic" shows that he does not spell Palmer correctly, or that he is wilfully deceiving the public.

One writer gives us a pleasant raking for not having text books. We are placing in print our knowledge as fast as we have time. *The Science of Chiropractic* will inform them what Chiropractic is, and wherein it differs from other methods. *Chiropractic principles and adjustments cannot be taught by mail, or from a book. To the person who desires to become a practitioner by the reading of this book, it will not be worth five cents. If Chiropractic could be taught by mail, or by a text book, we would not ask your personal attendance for nine months.*

We will be pleased to receive any circulars or newspaper clippings on Chiropractic. There are those who are copying our literature not knowing that they are trespassing on copyrighted matter. To duplicate a paragraph, altho some words may be changed, lays the party so doing liable to damages.


Remember, when you learn Chiropractic from any school outside of "*Chiropractic's Fountain Head*," you get it at least second-handed, and perhaps third, fourth, fifth,

or possibly not at all, as some have discovered to their sorrow. There are persons who will *substitute* Osteopathic movements, stretching or anything else to make up for their lack of Chiropractic, which is distinctly a science differing from all other modes; the less it is mixed with therapeutical remedies, the better.

We are often asked what text books a prospective student should study in order to assist him before entering the course. We invariably answer: there is only one on the market, *The Science of Chiropractic*, that is reliable and authentic. All medical text books, including those of Osteopathy, are founded upon the theory of treating diseases, or symptoms. It does not assist a Chiropractic student to have been erroneously educated on diseases.

Chiropractic is on the market at any price that the purchaser desires to pay. The price and quality is liketypewriters, can be bought (new ones) from 25 cents to \$100.

The many letters that we receive from those who have bought Chiropractic at their own price, and length of time desired, and now wish to come here and get it first-handed, reminds me of a lady, who, when buying perfume, desiring to be saving, bought a low grade at her own price. It was adulterated and contained little of value. She found that she was beat at her own game. Druggists, as a rule, sell what is called for. She took it to a responsible druggist and informed him of its poor quality, that it was not what she expected. She had paid 25 cents an ounce. She now desired an extra quality to mix with it. He informed her that he had Palmer's Perfumes, there were none better, they were always first class, but they cost 75 cents an ounce. She then asked what he would charge her for an ounce, feeling that he ought to make good the low grade of her perfume. Thus it is with those who buy Chiropractic of a low grade, and find that it is not satisfactory. They feel that we ought to make it up to standard, but they want us to help them by cutting down the length of their course and the price.



CLASS GROUP—*THE P. S. C.*

Dr. D. D. Palmer, Discoverer and Developer of Chiropractic.

- B. J. Palmer, D. C.
- M. P. Brown, M. D., D. C.
- Stanley M. Hunter, D. D.
- Robert L. Coiner.
- Mary E. Brown.
- Mrs. C. H. Tracey.
- Andrew Coleman—(Canada.)
- James M. Rose.
- G. C. Farmer, D. O.
- J. B. Staman.
- Mrs. J. B. Staman.
- A. R. Ely.
- A. A. Erz. D. O.
- E. E. Schwartz, D. O.
- J. L. Hively, D. O.
- A. D. Crawford.
- Shegetaro Morikubo, D. O. (Japan.)
- C. L. Corbet.
- O. N. Benson, D. O.
- K. M. Burns.
- S. H. Verkler.
- H. Garbisch, D. O.
- H. L. Murchison.
- J. J. Darnell.
- Thomas Francis.
- W. L. Bowers.
- T. J. Owens.
- F. A. McComas.
- F. B. Rebman, N. D.

NOTE: By request nine photographs and names are left blank.

HONORABLE MENTION OF CHIROPRACTIC.

Dr. D. D. Palmer Given Credit for Discovery.

Richmond, Ky., Aug. 30, 1905.

Dr. Alexander Wilder of Newark, N. J., the veteran cultured M. D., one of the best brained savants of America, has recently given to the public a new book, a *History of Medicine*. It is fascinating, instructive and reliable, in which prejudice is not permitted to enter, nor has the author allowed a personal reference to detract from the value and importance of his statements.

Favorable mention by the author in that book, I regard as valuable, and to be prized more than the "sheepskin" of many an *alma mater*. In this connection I am pleased to quote the following remarks:

"The 'Chiropractic' or hand practice is described as 'a new science of healing, discovered by Dr. Palmer of Davenport, Iowa. It has hardly attained the dimensions of a distinct school, having been in existence for only a few years; nevertheless, there are students of the method and a definite course of instruction. The 'underlying philosophy' is explained as being the same as that of Osteopathy with a *wider* range of possibilities for both operator and patient—the Chiropractic using only one specific movement for each disease, while the Osteopath employs many. The various other methods and systems are repudiated which have had dominion from earliest history till the present time—astrology and necromancy, down to the whole array of drugs and knives. The cause of disease, Dr. Palmer declares, is a mechanical obstruction of the natural functions. The human mechanic can remove and adjust that cause by his knowledge of anatomy and a highly cultured sense of touch'—*doing with the hands what the medical men aim to do with drugs and the knife.*

"Medical legislation calls forth a forcible utterance. 'People have been made to believe,' says Dr. Palmer, 'that medical laws were made for the protection of the public against quacks. But the facts are that these laws are usually framed by professional quacks for their own protection.' I am yours for progress,

"STEPHEN D. PARRISH, Atty."

We learn from a recent letter of Dr. Alexander Wilder, that he is 82 years of age, and his knowledge of Chiropractic was gleaned from two copies of *The Chiropractor*. There are but few who will grasp as much of the principles of this new science from that amount of literature.

The above, from the able pen of Dr. Wilder, will stand correcting.

Chiropractic is the name of a science, and does not mean "hand-practice," although the work of adjusting is done by the hands.

I fear that the Doctor is correct in a general way, when he says that Chiropractic is not yet a distinct school. Such a criticism would be just, if judged by the doctrine and teachings of those who claim to be followers of certain instructions; for there are many whose practice is not that of Chiropractic, so many add adjuncts until that which is Chiropractic is lost.

The course of instruction in the parent school is the only one which is definite and teaches Chiropractic.

As to the underlying philosophy being the same as that of Osteopathy, I will say there is more resemblance between Allopathy and Osteopathy than between Osteopathy and Chiropractic.

He is right, the treatment of the Osteopath is general and takes much more time, while the adjusting of the Chiropractor is definite and brief.

Instead of stating that "the cause of disease being a mechanical *obstruction* of the natural functions," he should have used *derangement* instead of obstruction. There is a vast difference between obstructing the circulation of the fluids of the body, and deranging the functions of nerves. The former is Allopathic, the latter Chiropractic.

CHIROPRACTIC BEING ELEVATED.


The science of Chiropractic is being developed. It had a beginning. Osteopathy had a beginning. Dr. A. T. Still says in his book, "I began to give reasons for my faith in April, 1855." Thirty-seven years after, we find him teaching a class of less than a score of students. When he named the science developed by him, Osteopathy, we are not informed. The principles of Osteopathy had to be collected, even if they were already known. To sum it up, Dr. A. T. Still made a science of certain principles and movements; it was he who gave Osteopathy a start, for such he now has just credit.

Chiropractic had its beginning in September, 1895. We did not wait thirty-seven years before teaching it. We, however, often wish that we had not placed it on the market until it was ten years of age. If we had done this, it would have saved much discussion and confusion in regard to who discovered and developed the principles and movements of Chiropractic. It is of such a nature that we could have retained it, within ourselves, as long as we desired. We have seen fit to date the beginning with the first adjustment given by D. D. Palmer, the developer of this science. He was not the first person to replace vertebrae by any means. For fear that some one might so construe his writings, *Chiropractic Rays of Light*, found in the fore part of this work, gives 29 authors who believed in and set more or less vertebral joints, many of them before the discoverer of Chiropractic was born.

D. D. Palmer simplified the replacing of vertebrae. He discovered a simple method of using the processes as handles. Instead of finding a few rare cases of slipped vertebrae, that had been wrenched from their natural positions, he found them very common. Indeed, it was the rule instead of the exception. Others who had preceded him, allowed that a vertebral displacement *might occur*; that such *might* cause diseased conditions. D. D. Palmer said in print and person, that 100 per cent of diseases were caused by displacements of the spine. He it was who first described how and why luxations were the cause of disease. He has created a science of vertebral adjustment. True, there were others, perhaps thousands, who had replaced joints of the backbone, but none had know-

ingly used the spinous and transverse processes as handles.

To say that D. D. Palmer discovered the principles and varied movements of Chiropractic at a fixed hour, of a certain day, of such a year, would not be correct. He has been many years developing that which has culminated into a science. Many principles which go to make up that which he named Chiropractic, were studied out by him during the ten years previous to 1895. This science is not yet complete, there is much to learn. Its future growth will be a part of the science.



CLASS GROUP—*THE P. S. C.*

Dr. D. D. Palmer, Discoverer and Developer of Chiropractor.

B. J. Palmer, D. C.

M. P. Brown, M. D., D. C.

L. M. Gordon.

W. Colman.

G. P. M. Heathcote, (England.)

Marie S. Nesseth, (Norway.)

N. D. Norton,

M. J. Farnand.

J. M. Wood, M. D.

C. Rasmussen, (Norway.)

Elizabeth van Raders, (France.)

Mrs. Wenzel.

Geo. S. Brietling.

Geo. F. Taylor.

NOTE: By request three photographs and names are left blank.

CHIROPRACTIC VERSUS THERAPEUTICS.

It is unlike all known methods of therapeutics, so much so that it is not a therapeutical agency. Osteopathy is the only system which has any similarity. One of *The P. S. C.* students (an Osteopath for six years) said: "The methods of Chiropractic and Osteopathy differ in application and results, as well as in name. There is no resemblance in the treatment, and but little in any way except the philosophy. The application of the two is so different that learning either one gives no clue to the other."

In 1874 Dr. Still stated his observations as follows: "A disturbed artery marks the period to an hour, and minute, when disease begins to sow its seeds of destruction in the human body. That in no case could it be done without a broken or suspended current of arterial blood, which by nature, is intended to supply and nourish all nerves, ligaments, muscles, skin, bones, and the artery itself. The rule of the artery must be absolute, universal and unobstructed, or disease will be the result. All nerves depend wholly upon the arterial system for their qualities, such as sensation, nutrition, and motion, even though by the law of reciprocity they furnish force, nutrition and sensation to the artery itself."

Journal of Osteopathy, May, 1904, page 196, says:

"How Osteopathy Treats the Blood."

"It is well known that pure blood is an absolute essential for health. The blood is the medium whereby all organs and parts of the body are supplied with nourishment for repair and growth.

"There are five ways, at least, how the blood is influenced and treated by Osteopathy.

"The general Osteopathic treatment is something more than a modified combination of massage and Swedish movements. Simply something more by virtue of additional manual spinal column stretching and rib separating."

From this we will see that Osteopathy is a combination of massage, Swedish movements, spinal column stretching and rib separating.

"Osteopathy also offers much along the line of treatment of rendering and keeping the blood germicidal."

Osteopathic Health says, page 315: "Altered blood flow means disease, *the body is such a machine.*" It be-

comes as clear as daylight, then, why the Osteopathist finds that *most diseases are associated at basis with an abnormal blood flow.*

Dr. D. D. Palmer, the discoverer of Chiropractic, says: "Whenever a nerve is injured or interfered with in any way, that minute its expression is abnormal, and sooner or later, with more or less effect, it makes conditions of unease, in that portion of the body where those nerves reach and end. Nerves control all actions of not only the ligaments, muscles, skin, mucous membrane and bones, but also the blood itself, for the arteries are supplied with nerves which regulate the amount of blood sent to any part by contracting and relaxing the vascular tissue. Because nerves exercise this control, all normal sensations, nutrition and motion depend upon nerve impulses instead of blood. Hence, it necessarily follows that the human body is *not* a blood machine as has been taught by all schools of medicine, including the Osteopaths, but a nerve machine run throughout all its parts by nerve impulses."

The Pacific School of Osteopathy says: "The legal definition of Osteopathy is a system, method or science of treating human diseases." Chiropractors *do not treat diseases*, they adjust the wrong which *create* disease; they have discovered the simple fact that the human body is a sensitive piece of machinery, run throughout all its parts by nerves. That disease is a condition in which innate intelligence is trying to carry on its work of growth and repair with the human machine out of order.

Osteopathy As Defined By Dr. A. T. Still.
Journal of Osteopathy, Kirksville, Mo.

"Dr. Still reasoned that a natural flow of blood is health, and disease is the effect of local or general disturbance of blood; that to excite the nerves causes muscles to contract and compress venous flow of blood to the heart; and the bones could be used as levers to relieve pressure of nerves, veins and arteries."

Osteopathy, As Defined By Dr. A. P. Davis.
Osteopathy Illustrated; Page XI.

"Diseases are recognized as only the result of the interruption of the onward flow of the fluids of the body, in their various rounds to build up

and tear down the various tissues in itself, and that when these tissues are normally built up and the waste material properly eliminated, health is the inevitable results."

Chiropractic, As Defined By Dr. D. D. Palmer.

"There is not an ache, pain or misery, but is the sensation of abnormal nerve impulses. All acts or movements of any or all parts of the body (including the circulation of the fluids), whether regular or irregular are done by nerves."

"Nerve impulses, whether innate or educated, are normal and in health, when free to act.

"When the body is at ease, there is health, all nerves being free to act natural. When there is disease in any portion, some of the nerves ending in that part are affected by undue pressure, causing not ease.

"Dreams, whether remembered or not, are sensations of innate nerves. Innate nerve impulses run all vital functions of assimilation, circulation and respiration, etc., etc., when we are asleep or awake.

"Monstrosities are created by insane innate nerves of the mother during gestation.

"100 percent of all abnormal deranged, pathological nerve impulses are made by sub-luxations of joints more especially in the spinal column. Chiropractors use long bones and vertebral processes as handles by which to adjust these displacements."

The above is given for those who think there is no difference between Chiropractic and Osteopathy. It will be readily seen that Osteopathy, like Allopathy, is founded on the delusion, viz: "The blood is the life."

Chiropractors say that nerve impulses are the manifestations of life of the body, that it is controlled in every act and thought by innate and educated brains, that the body is heat by calorific nerve impulses, whether the calorific impulses are furnished in normal quantity as in health or abnormal amounts, as in so-called fevers, which is but excessive heat in those parts or the whole of the body.

A Chiropractor is a hand practitioner; he adjusts displaced parts, he repairs a disordered human machine, he puts in order and sets to right the displaced bones of the skeletal frame which are not in their proper position.

He does this by hand, and is exactly what Chiropractic means—hand-fixing.

A Chiropractor does not operate on, manipulate or treat a watch, sewing machine or the human machine for any wrong doing. He adjusts, repairs, fixes with his hands the displaced parts of the machine whether human or inanimate. The jeweler would think you daft if you were to request him to *treat* your watch. He would ask if you did not want it *adjusted, repaired, fixed*.

Machinists do not operate, manipulate or treat when they *adjust* a pinion, wheel, axle or other part of a machine; neither does a Chiropractor treat, manipulate or operate when he replaces a luxated joint or vertebra.


All therapeutic methods, including Osteopathy, treat effects, symptoms, ailments, nervousness, lack of ease; these are but the results of an altered human mechanism, derangement of the human machine producing wrong action, unpleasant sensations, uneasiness, pain and distress, causing a disturbance of the normal performance of the vital functions.

Chiropractors find that all illness, sickness, affections, indisposition, complaint, maladies, or lack of innervation, are but the results of consequences of disorder, derangement of some part of the human frame.

Osteopaths manipulate, operate and treat. The June number, of *Journal of Osteopathy*, 1905, page 202, says: "Osteopathic manipulation for the relaxation of tissues the stimulation of nerves and nerve centers and the liberations of blood current." Chiropractors never relax or stimulate nerves by manipulation. Osteopathic literature does not read like hand fixing, like adjusting displaced parts to their proper relation to other parts.

The Osteopath by rubbing, kneading, pressing and a general overhauling by neck twisting, arm and leg wringing aims to inhibit or stimulate nerves, whip up circulation, slow up or stimulate the action of the heart, and other organs. The M. D.'s. aim to produce precisely the same effects by drugs. Chiropractors never deaden, inhibit or stimulate nerves or the vital organs of the body; they simply free nerve impulse so that they have normal action.

We do not prescribe or use medicines to *treat* disease or symptoms; the M. D.'s. do. *We do not use anything*



CLASS ROOM, *THE P. S. C.*

ILLUSTRATION NO. 26.

that a medical man uses or make any movements that an Osteopath does.

We do not manipulate; the masseur, magnetic and the Osteopath do. We repair the human machine by *adjusting*. When we adjust or fix a machine, whether human or inanimate, we do not *treat* it, we do not operate upon or manipulate it.

All therapeutic methods, including Osteopathy, treat effects. Chiropractors do not treat effects, diseases, people, nor anything else. They *fix, adjust, repair, put to rights, replace, restore to normal conditions.*

Effects can only be treated. *Causes cannot be.* They must be made right by replacing the luxated bones where they belong. All other schools claim to and do treat *effects*—diseased conditions; we fix, *adjust the cause* of those conditions, e. g., a person has a head *ache*, all others would treat the head *ache*, Chiropractors would find a luxated cervical vertebra pressing on nerves causing the ache. By *adjusting*, we remove pressure and the ache ceases. Symptoms are treated by all therapeutical schools but not by Chiropractic. *Causes* are never treated. They are, or at least should always be fixed, properly adjusted. You might treat a boy or a watch to a bath for cleanliness; or a dose of medicine, or a dish of ice cream for an effect; but you would not treat a luxated hip or vertebra that was displaced.

If I am called to your house and find you in trouble because water is dripping on your furniture, books and carpets, even into the cellar, rotting fruit and vegetables, what shall I do to help you? Shall I set a vessel and daily catch the water to see how long it takes to fill a certain measure? Shall I count the drops to see how many there are in a minute? Or shall I make a chemical or microscopical analysis of the water for the purpose of showing that I am a thoroughly equipped practitioner? Will it not be of more value if without preliminaries I fix the leak in the roof, which is the cause of all trouble?

During the last 25 years many changes have been made in the methods of treating disease, but the innovation, made by Chiropractors has been more radical than all the rest combined. They have made an entire transition. Instead of *treating diseases* they *adjust cause*.

Inaction or painful sensations of stomach, liver, kidneys and other organs are caused by nerves of innervation being pinched at their exit from the spinal column. Freeing these nerves allows them to act and innervate the vital parts; improve digestion, assimilation and circulation; give strength, vigor and tone to the mental and physical, thus making men and women better prepared to perform their business avocations.

Why not find that which is wrong and make it right instead of leaving the injured part untouched? Why not get a move on you and *learn to do more* than count the pulse to see how many more beats there are this side of eternity? You will never find what is creating disease by taking the temperature, respiration and the pulse, or by "chemical and microscopical analysis of the secretions and excretions" or by palpation, percussion and auscultation. These only tell the amount of morbid conditions which are the effects from a cause. They only aid physicians to name those conditions. *Why not find the cause, and adjust it for a definite purpose, thereby correcting the displacements?*

Chiropractic workshops are not operating, manipulating, or treating rooms. We do not operate, manipulate, or treat. We adjust, put in order the displaced parts in proper relation to others, and reduce or bring portions of the human machine to a true relative position, also rectify displacements. A mechanic has appropriately called our adjusting rooms, "repair shops," and this is exactly what they are.

The Chiropractor adjusts the human nerve machine with an ease never acquired by any other system.

M. D's. give names to diseased conditions, owing to location and combinations of symptoms. The derangement of the human mechanism, is the cause of any part of the body being affected with *not ease*. Let M. D's. and others continue to treat symptoms, play tag, chase them from one part of the body to another, until they learn to fix in proper position one small vertebra which has slipped a little out of place.

The Osteopath treats bones, joints, muscles and nerves. Chiropractors adjust displaced parts to their normal position.

The words, "operate," "manipulate," and "treat," are Allopathic, or more correctly speaking are old school sign boards. For a Chiropractor to use them, would be to mislead and deceive the public, our patients and ourselves. They do not express Chiropractic sentiments.

Chiropractic, rightly understood and practiced, does not need assistance from any of the methods which treat, manipulate or operate.

The following is copied from Dr. Still's book on Osteopathy, page 130.

"Rheumatism. Before pain begins at the joints, you are sure to find that all gas has left the joints. Thus electricity burns because of bone friction. Some gas must be between the bone joints. Thus we find great use for atmospheric pressure to hold bones far enough apart to let the joint water pass freely over the opposing ends of bones. There is a natural demand for gas in all healthy joints of the body. Reason leads us to believe that gas is constantly being conveyed to or generated in all joints. Before rheumatism appears the separating gas has been exhausted, and there follows friction and electric heat because of there being two or more joints in one electric circuit or division.

"We thus get what we call neuralgia, rheumatism, sciatica and so on to the full list of aches and pains not accounted for to date by our philosophers.

"On this plane of reason many rich harvests await the sickle of reason. On this plane you can see and know the whys of consumption, dropsy, tumors, fits, gray hair, baldness, and so on to a surprising number of diseases."

The reader will see that there is no resemblance between the above and Chiropractic. We find the tangible causes for 100 percent of all ailments in the disordered mechanism of the vertebral column. Chiropractic is *the only method that exactly locates the cause of disease, and removes it by hand adjustment.*

To illustrate more fully the difference between Medical and Osteopathic treatment, and that of Chiropractic adjustment, we will briefly describe them.

The medical use hygienic measures to prevent the spread of the disease, and vigorous treatment of swabbing the throat with disinfectant solutions for the purpose of

destroying bacilli. General or specific medication is used to counteract effects of poison created by decay of the bacteria, the complications and sequelae that is sure to follow.



The Allopath and Osteopath agree on etiology and diagnosis, and differ only in the latter trying to do with his hands what the former aims to do with drugs. They look upon diphtheria as an enemy that has to be "combated" with the most formidable guns and ammunition in their armamentarium.

The Osteopathic treatment for diphtheria consists of more than 200 different movements of "general and special treatment," such as pulling, stretching, rotating, raising clavicles and muscles, in fact a general overhauling of the whole body which takes a good operator one and one-half hours. The object of these manipulations is to prevent stagnation and fermentation, and to equalize the circulation of the fluids.

The reader will observe that the above schools treat the effects which are known as diphtheria. They agree as to the bacilli being the cause. Chiropractors find that bacilli are there as the result of dead matter as much as mold found on decaying cheese.

Chiropractors understand that necrosed membrane is the result of excessive heat, commonly named inflammation; that diphtheria is caused by those nerves which end in the membrane of the throat, being pressed upon in a right dorsal foramen, which is occluded because of deleterious substances acting upon sensory nerves, which in turn affect the motor. Abnormal sensations produce abnormal actions. This abnormal sensation and motion acts on adjacent vertebrae, displacing them so as to pinch nerves, which express their injury by twig ends being inflamed.

The Chiropractor replaces the displaced vertebra by one move, which is distinctly Chiropractic, and fixes the diphtheria in one or two days. Wherein does Chiropractic resemble Allopathy or Osteopathy?



**"LET HIM WHO HAS WON IT
BEAR THE PALM."**

Palmer

THE PALMER COAT OF ARMS.

ILLUSTRATION NO. 27.

INNATE INTELLIGENCE.

Each individual has two distinct and separate intellects, the Innate and the Educated. These thinking forces existing in the same body are very closely associated and influence each other.

The Educated intelligence is wholly acquired—learned by experience. The Innate is not acquired. It is born within and with us, and is just as capable of running all functions of the body at birth as in adult life. It is not obtained by experience, but is inherent, and does not depend upon years of observation.

Some have but little of the Educated, but the Innate performs all the functions of the body in a manner which the inventors and philosophers would be glad to enjoy.

Nature, instinct, subconscious mind and intuition are terms often used to carry this idea of intelligence, but they do not express the sentiment fully. The Innate and Educated are two separate intellects.

The mother, whether human or of the lower order of animals, transmits the Innate to her offspring, but it takes a lifetime to educate the voluntary mind.

In all organized living beings endowed with sensation, the innervation, assimilation, circulation, trophic, nutrition, calorific, reparatory, excretory, secretory, and respiration are under the control of and managed by the Innate, except in cases where the action of the Innate nerves are affected by being pinched and pressed upon, causing abnormal functions. Such need mechanical adjustment, not chemical changes made by drugs.

Innate comprehends that birth is a transition from mother dependence to self existence, that thou (he or she) no longer depends upon her for the performance of vital functions; thou must breathe, take nourishment, digest and assimilate it and pass the refuse out of the body. These various functions are performed as naturally and with as much intelligence on the first day of its existence as in after years.

Often Innate and the Educated differ in their opinions of the same subject; e. g., in normal condition the bowel actions are under the control of the Innate, but because of luxated vertebrae the nerves of bowel innervation are inactive, being pressed upon in the intervertebral

foramina, consequently there is a lack of action, usually named constipation. Innate would like to have Educated relieve that pressure and restore innervation, but he has had his senses warped by years of training and proceeds to give a physic, compelling Innate to collect water and wash the intruder out by way of the bowels. Innate finds an undesirable drug forced down the throat and into the stomach much against his sense of feeling and proceeds to get rid of an objectionable dose. The poison does not act upon the stomach and bowels, but Innate acts on it.

Innate intelligence never sleeps. It runs all the vital functions of our bodies night and day, by and thru nerves. If these were free to act in a natural manner, we would not know an ache, pain, or any of the symptoms of disease. The life power and force would be unobstructed and normal.

Innate is the body builder before as well as after birth. The Educated directs the thoughts that are above and outside of the material body.

The prospective mother, seeing abnormal sights, transmits thots, involuntarily, of the spectacle to the Innate builder, which constructs a portion of the unborn just as the mother has strongly impressed it to do. This is commonly known as naevus, marking the child, maternal imagination of the foetus in utero.

Heretofore it has been supposed that the mother transmits her thoughts directly to the unborn, but the facts are, that the Educated directs Innate to form the child not only in its physical makeup, but also in its sensational likes or dislikes. If the mother is strongly impressed with vivid ideas, they are likely to be transmitted to the Innate, which is never at rest, and developing the new being as it is impressed to do.

If the mother is acquainted with this law, she will exclude all directions that are not to her liking, and direct the future physical and mental inclinations of her offspring.

Remember that these two separate and distinct intellects, whether sane or insane, good or evil, stamp their thots more or less upon each other.

We can see and study much of the work of Innate intelligence by an examination of the 1,846 osteological specimens at *The Palmer School of Chiropractic*.

Space will permit only a brief description of a few specimens in order to understand the management of osteology by Innate.

To an observer this department is truly wonderful. A calvarium (top of a skull) shows on both sides of the inner surface beautiful pictures of forest fires as perfect as tho drawn by an artist, the fire and smoke being of natural color, the production of Innate's intellect, by building vimineous arborescent exostoses.

The unique monstrosity is an extraordinary piece of work. To be fully appreciated it must be seen and explained.

We give a cut of the fourth and fifth ribs of the right side. These ribs have eight healed fractures. The fourth shows two fractures, the fifth a comminuted fracture at salient angle.

Innate repaired these fractures, doing good work with all of them excepting the one shown in the center of the fifth rib. These fragments were not in proper position. Not being a mechanic, it could not adjust the displaced pieces; Educated should have done that; nevertheless it did the best it could with the conditions imposed upon it. It filled in the vacant space with interposed callus, but the pieces not being in right position, the osteoanapleurosis was not perfect. The symphysis was weak and liable to break. To strengthen this weak place, it built a pier (exostosis) from each rib toward and touching the other; these surfaces were covered with hyaline cartilage, making a very nice movable brace, similar to that which a carpenter would build to strengthen a weak place in a joist, except that it did not make a stiffness of the two ribs by ankylosing, yet it had all the benefits of a brace. The man himself, as we would say, knew nothing of this brace built between the ribs by this repairer. It showed intelligent architectural reasoning, using judgment and skill in adopting means to accomplish the purpose intended.

We have an atlas and axis, the first two vertebrae next to the head, which show Innate intelligence and ability in coping with existing difficulties. By an accident the anterior of the atlas was displaced upward, causing it to make a new facet on the odontoid, for articulation. This facet was so near the top of the processus dentatus that there was great liability of the atlas slipping up over it

and backward against the spinal cord, which would cause instant death. In this it shows itself an architect, by using reason, judgment, and skill, in elongating the process to prevent such fatality; and yet the Educated man knew nothing of this internal work. A Chiropractor would have replaced the atlas to its normal position.

The P. S. C. has over 100 specimens of fractures which show repairs by Innate under favorable and unfavorable apposition. If some of these could talk they would tell of bungling work done by the M. D's, who manipulated them before Innate got a chance to do its work.


It is interesting to a pathologist to note the various changes in shape of the different parts of the vertebrae resulting from its adaptation to some displacement which Innate was not able to adjust, and the physician did not know how. This intelligence displays much and varied intellect in the many locks found in the vertebral column to prevent the further displacement of an already subluxated vertebra, one of which is as nice a dovetail as any artificer could make. Very many times we find the vertebrae ankylosed by osseous symphysis for the purpose of preventing any further displacement. Innate is not a mechanic, therefore it cannot replace them. These osseous unions are removed by it after Chiropractors replace the luxated vertebrae to their former and natural position.

In four rachitic specimens of tibia and fibula which have been bent while softened by excessive heat (the M. D's fever), causing bow legs, we find a corresponding flattening (platycnemia) of the fibula to compensate and strengthen its fragile mate. In femurs which have been weakened and curved by incomplete fractures, we find the *linea aspera* built out in a pier to compensate for that weakness.

To say that this intelligence displayed by Innate is nothing but nature, instinct, or intuitive forces, does not meet our comprehension.

The immense variety of monstrosities which are created or built by this intelligence, opens a boundless field for observation and research.

Different kinds of work in various parts of the human body are performed by nerves that have various functions. Occasionally when long bones are fractured, the fragments



**DR. D. D. PALMER, DISCOVERER AND DEVELOP-
ER OF CHIROPRACTIC.**

ILLUSTRATION NO. 28.

do not unite, the callus material is not supplied. The M. D.'s. try various expedients to make them unite, but they experiment in vain, for they do not know why the osseous matter (symphysis material) is not supplied. Chiropractors who have studied the morbid anatomy of nerves would know why they did not supply the necessary material for uniting these fractures, and would be able to assist these useless repair nerves to their normal condition and usefulness.

These conditions referred to as showing intelligence do not include deformities, abnormal growths and exostoses caused by overheat, and excessive nutrient supply by deranged functions. A part or all of the skeletal frame may be softened by superheat (the M. D.'s. fever), a portion of the bone may ooze out and be deposited on the surface, causing morbid enlargement and ankyloses. When the heat becomes less than normal, we find the third stage that of hardening, consolidation, and eburnation. Disease is but functions performed in excess or insufficient amount.

Some diseases are of the morbid condition of the Innate nerves, while others are of the abnormal sensibility of the Educated, the distinction being known by perceiving whether the abnormal conditions that exist are produced when asleep or awake.

Hypnotists put the Educated in a condition of sleep and control the Innate by suggestions. All cures made by Faith, Christian Science, Metaphysics, Charms, Mental Healers, Magnetics, or Suggestions are produced by the Educated controlling the Innate. Many persons in whom the Innate is prerogative, assert themselves in that over and above the Educated, compelling the Educated Mental to believe the possessor is ailing. It is a poor rule that won't work both ways.

If you would comprehend diseased conditions of the vital organs, study the Innate nerves. The old blood delusion of diseases, or the present fad of microbes, bacteria, and bugs does not explain intelligently the unpleasant sensations of nerves.

Innate intelligence knows much more of the normal actions and morbid conditions of the stomach, liver, kid-

neys, pancreas, spleen, or appendix than the medical world.

If all parts of the human machine are adjusted to their normal position, then Innate can use them in a natural manner to perform all the various functions of the different organs; but the M. D's. present fad is to remove any diseased organ that the afflicted can do without. Too often the patient's friends find, when too late, the fatal mistake.

Dreams are the thots of Inborn nerves, afterwards remembered by the developed mind, varying more or less, owing to the vivid impressions made upon them.

Innate does not study laws of animal mechanism, does not set displaced or fractured bones, but after a Chiropractor replaces them, it will absorb and remove useless exostoses or other temporary protections which are no longer needed, and put to natural use those nerves which before were useless or deranged.

THE NERVOUS SYSTEM. CHIROPRACTICALLY CONSIDERED.

At birth two mentals have the present and future control of the body. Involuntary and Voluntary, or Innate and Intellectual intelligences; the latter is under the control of the will; the former is not.

Each has a separate set of nerves. We have five or more senses of the physical, corresponding to as many of the spiritual, or Innate. These are involuntary acts of sensory nerves. Whether they are for our benefit or detriment depends upon the Educated mind.

Thru an accident the hand touches a hot stove. The involuntary sensory received the impression and an involuntary motor impulse is to jerk the hand from the offender. All is done in less time than we are aware of it intellectually, before we have time, voluntarily, to think, to reason about it.

The movement of the bowels is involuntary. An impingement of its involuntary motor nerves paralyzes its functions, and Innate has not power to act. A lack of involuntary action calls voluntary sensory's attention, and the result is, voluntary motor assists the movement. You are not aware of this condition previous to Innate asking for help.

Sympathetic nervous system, in name and functions, expresses no intelligence to a Chiropractor. To say that the stomach works in sympathy with other organs, shows ignorance. It would prove that there was no direct source from which each organ received its nerve energy. Physicians understand that functions are executed; but how and why has always been a mystery. Do they not know that all thru the body are millions of nerve fibers, controlling all functions, that each fibril has direct connection with its lobe within its brain, does not have relay stations in the spinal column, that it receives orders from one or the other mind, and proceeds to carry that impulse along the best path in the quickest manner, and will do so, if not interfered with? Then he will have some intelligence of how harmony exists equally in all organs at the same time, providing there are no mechanical obstructions.

Minds are of different material. Sensations that are carried to them make different impressions and different

responsive motor acts follow, thus manifesting individual idiosyncracies.

I understand the importance placed upon "reflex action" thru "relay stations" in the spinal cord. "Reflex" means an action without any apparent cause, as such is not backed by intelligent deductions. Sensory nerves carry thots to either the Innate or Educated, the impression being according to the quality of that brain. "Reflex action" does not show any result of thot. I would rather know that a function was performed as the result of an educational impulse, than to think it was the result of a "sympathetic reflex action."

The nervous system may be compared to a tree. The acorn contains all the future elements of the oak. In that nut *is* the miniature tree, which when grown has as many fibrils above the ground as below. Could you take the smallest one at the topmost branch, trace it downward thru the trunk, it would end in the ground. Dissection would prove this with every fibrilla. Chiropractic has demonstrated the same principle with the two nervous systems. Nature and Innate use the same instructive intelligence varying only in degree.

The infant at birth contains all the functions of the adult. Innate is as capable of running that body then as in after years. Time is needed for the intellectual mind to develop. Every nerve fiber, in child or adult, would be traceable, if it could be dissected, thru tissue, fascia, around ligaments and the bones to the spinal column entering thru the intervertebral foramina and into the spinal cord proceeding to its functional center in the brain. Thus all fibers continue their identity from the external periphery to its internal epiphery or beginning.

The nervous system may be compared to a multiple telephone switchboard. In this each nerve has its specific location according to function. Caloric for the whole body is furnished from one; involuntary muscular action from another, etc., etc. From each lobe of the brain is a small cable composed of multiple fibers, which contain all the nerves of that function for the entire body. There is no division until it leaves the magnum foramen, then the process of division and subdivision goes on until every tissue of the body needing that function has been supplied.



HARVEY LILLIARD.

Bears the distinction of having received the first Chiropractic adjustment for sub-luxations of vertebrae, by hand, involving the fundamental principle of this unique science.

ILLUSTRATION NO. 29.

The spinal cord at its exit from the skull contains all the nerve fibrils of the various functions.

The trunk of a tree and the spinal cord are similar, spinal nerves are as branches. From this they subdivide to all tissues, giving nourishment and other functions the same as the tree. The feeder for the tree is the ground, for body, the brain. Thus we prove the falsity of the spinal relay system. Its existence would be superfluous, contrary to an established rule of Innate.

Nature's principles are absolutely correct, to interpret them is simple if on the right track, if not, research for years does not demonstrate a single fact.

Some authors speak of three divisions of sensory and motor nerves, voluntary, involuntary and semi-voluntary. The two first mentioned are frequently together. Occasionally we find an involuntary organ having voluntary nerve fibres ending in it, giving voluntary use of an involuntary organ, thus, explaining the last mentioned. A notable example of this development can be found in the Egyptian Muscle Dancers who have absolute voluntary control of all involuntary muscles and can flex them at will.

There are sets not in daily use, which are called for in case of necessity, like the Fire Department of a city. They are building and property savers. The reparatory nervous system has the same function to perform in the body. Called into play when abnormal, diseased or fractured parts need attention.

A healthy body never calls into play this set. In this age a perfectly healthy system can not be found, any more than a city without fires. These Reparatory Nerves are under control of Innate. Fracture the femur, involuntary nervous system is not a mechanic, therefore, it heals whether set or unset, and it is this function that is then brought into action. In indigestion, tissues are depleted from lack of nutrition, muscular walls are paralyzed not allowing peristaltic movement caused by impingement of those involuntary nerve function as they emanate thru intervertebral foramina on their way to the stomach. A Chiropractor adjusts that luxation, and immediately reparatory nerves are at work rebuilding. Previous to adjustment reparatory process was endeavoring to right matters, but impingement of those nerves acted as a check. Adjustment released pressures and allowed normal functions.

Innate develops during our life time, just so much as the Voluntary nervous system places us in contact where she involuntarily senses the pleasures of that with which she sees or feels, etc. When we see, hear, smell or feel, we do this function thru two minds. Both sensory (the voluntary and involuntary) are sensing the same thing at the same time. If pleasant, Innate relaxes, becomes receptive; if injurious, she rebels and forces it out. This acting depends upon how our parents developed their Innate voluntarily; and how we are developing our Innates now, will be noticeable in our children.

This Innate, sensory and motor nervous system, never sleeps, will sense danger when your Educated nervous system is asleep, and act upon it, thus showing, not a reflex action, but the result of an Intelligence, deep thot, upon the part of a superior control. You are now beginning to see the difference between the two minds and their expressions thru two nervous systems. They are distinctly separate in functions, action, depth of observation and thinking powers.

Each mind has a memory. You can voluntarily remember that which happened yesterday or many years ago. The hypnotist puts to sleep the Intellectual nervous system and thru involuntary sensory calls certain things to be brot forth, thus drawing from Innate's memory what long ago was forgotten in the Intellectual. The involuntary motor responds to the sensory commands received.

Educated and Innate nerves do not nor cannot communicate within the cranium. They have a constant communication thru peripheral endings of both sets. Sensory or motor for either intercommunicating that which is pleasant and worthy of taking up; or acting upon that which is detrimental and should be forced outward, both working in perfect harmony (not sympathy) unless, as occasionally happens, our Educated thinks itself capable of dictating to Innate what and how she ought to do.

As a protective measure against spinal sub-laxations, Innate, in building and developing the child, prenatally and antenatally, does not allow all functional nerves, going to a given point, to emit thru the same foramina, thus sensory of one, and motor of the other exists above a certain vertebra and vice versa, then an existing luxation

would only make abnormal the functions of nerves emanating thru that foramina.

The depth of thot or ability of the Voluntary nerves or Educated Intelligence is insignificant compared to the continued, added knowledge of each life to the Innate, therefore, she knows and is more capable of running this body, thru nerves and their functions. This combined knowledge of many generations, senses, thru involuntary sensory nerves fibrils, a poison quicker and better and will act upon it long before our voluntary sensory nerves are aware that that which was given voluntarily, to the body, was a damage.

We frequently take into the stomach, in the form of solids or liquids, into the lungs as gases, or have injected vaccine virus, which Innate immediately senses is damaging. This effects involuntary sensory abnormally, impressing itself as such upon Innate. This involuntary sensory nerve bundle within the cranium, has its corresponding motor area, the latter tract now receives abnormal sensations, making response accordingly.

This motor area controls motion produced by contraction of muscles, hence we have an abnormal or excessive contraction along the path of these nerves to which this bundle goes. This is the chill or invasion period, which is the rigor of involuntary muscles in their endeavors to throw off poisons, always preceding all fevers. The greater the poisoning, in strength or quantity, the greater the chill and chronic results that follow.

Pressure upon nerves exists only as they emerge between hard substances, this excessive contraction of muscles around intervertebral foramina, produces the occlusion, pressures are the result. This is the second or period of fever, continuing until earthly matter is burned out of bones, after which the recuperative, desquamation, eburnating, or third period follows.

Poison breathed will produce fevers located in the chest as pleurisy, lung fever, etc., the reason being that sensory and its corresponding motor make a complete circle by way of the mind, returning to the same tissue.

This intelligently explains the how and why some fevers are contagious and run in epidemics. They are contagious so far as a foreign substance produces a *specific* cause in the body which manifests fever effects.

The degree or progress of any disease depends entirely upon how great the pressure. It is an established mechanical principle that light pressure stimulates, a heavy one deadens.

In all diseases we have two divisions, too much or not enough activity of one or more functions. Of the kidneys we have Bright's Disease or Diabetes, in the bowels, constipation or Diarrhea.

We have explained how poisons can produce disease. Let us briefly study the opposite in understanding how massage, baths, magnetic treatments, etc., etc., do in many instances cure diseases without giving Chiropractic adjustments.

Poisons produce rebellious actions, excessive contractions, these follow the introduction of irritable substances. That which is soothing, quieting, lulling or relieving produces a relaxed condition of voluntary and involuntary muscular systems, putting the body in a complete receptive condition. The slightest movements made when completely relaxed often produce accidental adjustments, thus restoring functions as easily as if done by a scientific adjustor. This can happen only in those cases where vertebrae are not misshapen by arthritis. It is well known to Chiropractors that when patients are relaxed an adjustment can be given much easier than when braced.

Innate has sensory and motor nerves in all parts of the body. Educated Intelligence has nerves of each only in those parts that come in contact with the external as, head, the senses, extremities, anus, lungs, but none of the internal, digestive, assimilative, calorific, secretory, excretory, lymphatic or circulatory systems.

Every fibril has its function to perform, there is no anastomosing as in the circulation of the blood. A ganglion is a tying place for fibres as they separate from the cable of that function of the brain from which they originate.

There is no act performed in the body but what is under the direct control of the voluntary nervous system.

Nerve impulses in normal quantity mean perfect health to all tissues. All impulses originate in the mind, from there are transmitted to the nerve fibril whose duty is to carry that function thru soft tissues to its nerve plates



DISSECTION CLASS, THE P. S. C.

**Anatomy learned in the class room is made practical on
the cadaver.**

ILLUSTRATION NO. 30.

by means of which it expresses the action or errand given to it.

To have brain pressure, is impossible unless external violence on the skull was previous. The spinal column is so composed that it is impossible for the vertebrae to become completely separated from their articulations without an accompanying fracture. The above two occur so seldom that we will not consider them at present, but it is a daily occurrence to those so educated to see the majority of people with luxations existing without their knowledge.

We have shown how one or more functions have nerve fibers coming thru the same foramina, the kind of disease existing at nerve endings depending entirely upon the degree and what functions are impinged. This accounts for the endless amount of combinations in symptoms. It is these that physicians of all schools wait to see develop before they can name the disease. *Why?* They have no knowledge of cause. If they did, and had a Chiropractic knowledge, they would adjust, and not wait for symptoms to develop. They would fix the cause instead of treating effects.

To have pressures there must be a soft substance between two hard. There is no place in the body where nerves are entirely enclosed between two hard substances as at the intervertebral foramina, therefore, all risk of pressure is at this point.

100 percent of impulses is health. Produce a pressure of 30 per cent the disease manifests an equal loss. This is sickness, pure and simple. What ought to be done, stimulate the remaining 70 percent by one of a thousand methods, aim to have the remainder do the work of 100 percent? Is that logical and in accord with facts? *No.* A Chiropractor can adjust that luxation, release pressures upon nerves, restore impulses to 100 per cent, after which Involuntary sensory, motor and other functions will rebuild torn down tissues, repair parts to normal and *health* is the inevitable result.

IMMORTALITY.

What is life, disease, death and immortality?

These questions have been asked of savants of all ages. They have remained unanswered until the advent of Chiropractic, which will, in time, lift the curtain that hangs between this life and the one beyond. This science has given an intelligent explanation of disease, and now, I shall attempt, for the first time, to give a comprehensive explanation to the other three questions.

What is life? How did it create this human mechanism, and continue it as a living entity? From whence does it come, and whither does it go? What is it?

We are acquainted with the outward manifestations of life, disease and death, but these are only the symptoms of something real which the human race has desired to know. We have an instinctive longing to get back of these. We want to know comprehensively the cause of each.

Last, but not least, we possess an inherent craving, an aspiration to know what there is beyond this life, what of the immortality of the soul, spirit, the Innate conscious living intelligence, that never had a beginning, nor will it have an ending?

I do not pretend to fully comprehend any one of these questions; but Chiropractic has opened the door of intellectual reasoning, that will eventually enlighten the world on these important subjects.

Man is a dual entity. He is composed of the mortal, and immortal—the everlasting—that which always existed, and always will.

The outward manifestations, the symptoms, so to speak, are patent to all. Its senses, five or more, make the life of the physical evident. Its functions are made manifest in procuring comfort, and sustenance for its maintenance.

The Innate Intelligence, known by the names, soul, spirit, nature, instinct, subconscious mind and intuition, has duplicate senses in the Educated Intelligence. While the latter cares for the outward needs of the body, the former looks after the welfare of the interior thru its varied functions. Each has its special work to perform.

The physical body starts from the fecundated germ, is given life by the male spermatozoa, proceeds to develop the embryo, and thence forms the foetus.

That which we are pleased to name the Innate (born with) is a part of the mother, not of the outward physical, but of the spiritual; it never sleeps, nor tires, is not subject to material laws or conditions; does not recognize darkness, or distance. It continues to watch over the functions of the body as long as they constitute a dual being.

As the scion was a part of the original stock, and is not the embodiment of a new plant, shrub or tree, until severed; so is Innate a part of the mother, and not another being until separated from the parent.

Innate has its own consciousness; it is not dependent upon the body for its existence, any more than we are on the house we live in; its immortality, its eternal existence, does not rely upon the life of the body it inhabits. It is invincible, cannot be overcome by material changes. It is invulnerable, and not subject to wounds or injuries.

Innate is not the mind, the thinking quality with which we are familiar. The functions of the brain, upon which the mind depends for outward expressions, are like other functions, under the control of Innate. It is behind that and expresses itself by that means. It can set aside for consideration, the sensations, emotions, passions, desires, or any other mental phenomena, or physiological functions, and thereby receive educational impressions thru it.

Innate is self-existent, remains unchanged, is not a part of mental or physical manifestation; but instead controls these, when not hindered by diseased conditions, caused by displacements of the skeletal frame. The brain does not create the mind any more than the rose does its color and odor.

The attributes of the mind are under Innate's control. Its quality and characteristic attainments are not a part of it. It is the director of intelligence, is not its slave, but its master. The brain is a medium thru which Innate manifests itself. This intelligence pervades the universe. Each being is a branch—you may call this universal intelligence God, if you choose.

During the condition, known as trance, Innate is not able to express itself thru the Educated brain. This condition simulates death, in which there is a total suspension of the power of voluntary movements, with abolition

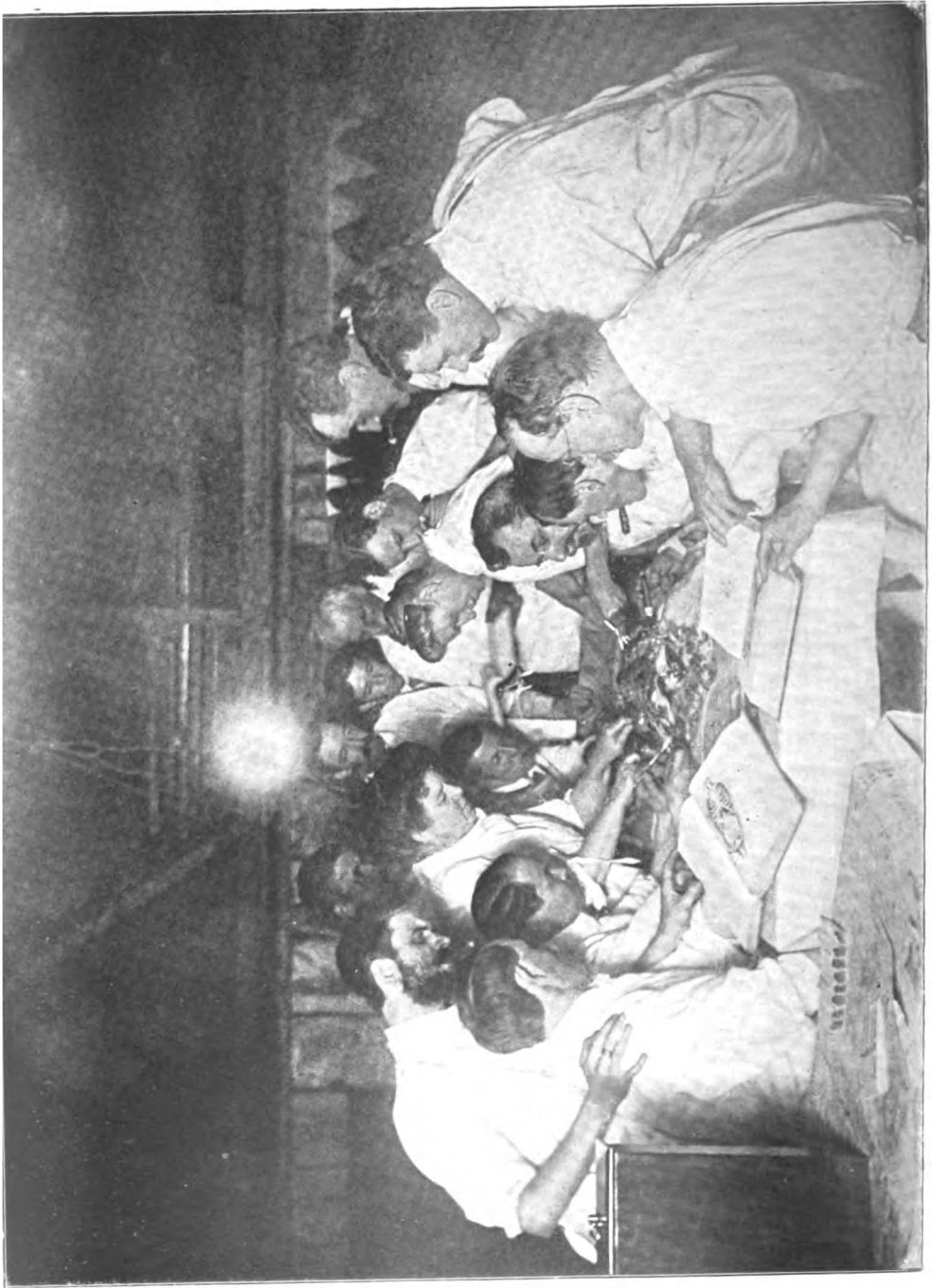
of all evidence of mental activity and the reduction to a minimum of all the vital functions, so that the patient lies still and apparently unconscious of surrounding objects, while the pulsation of the heart and the breathing, altho still present, are almost or altogether imperceptible.

In this state, or condition, the soul, spirit, or Innate has passed out of and away from the body, existing separate and distant from its earthly dwelling. Such was the condition often of a recent patient. On one occasion she lay for nineteen hours apparently dead, pronounced so by three physicians. Four hours before the appointed funeral, life was observed by moisture on a mirror, which had been laid on her face. She was returned to her earthly existence by Dr. Jim Atkinson, deceased, who, during life was thot of as a crank. He claims the credit of teaching me the principles of the science, Chiropractic. He tells me that he advocated the same ideas of disease, as Chiropractic is putting forth, but humanity were not then ready to receive them.

While in the trance, the body is practically dead; but the Innate conscious being is active, taking in scenes of this and the other life. On several occasions, when this patient returned to physical consciousness, she regretted having returned, and would say, "Oh! why did you bring me back?" A glimpse of the life beyond created within her a longing to be with her friends whom she saw and with whom she conversed.

I know from almost daily experience of thirty-five years, of which my five senses are in evidence, that some persons who have lived in this life, continue in intelligent existence. My spiritual knowledge has become to me material, for it is an expression of consciousness by all of my five senses. There are many forms of material, as judged by our sensory faculties.

In coma and concussion of the brain, the patient does not recall any experiences during the period of unconsciousness. There is a vast difference between trance and coma. In the former, the conscious intelligence is not restricted by substance, darkness, or distance, as in the pathological coma. In the latter, there is no means of expression thru the functions of the body wherein it is confined.



DISSECTION CLASS, *THE P. S. C.*
A Class Demonstration of the abdominal organs

ILLUSTRATION NO. 31.

The life, of which we are acquainted, is of the physical which exists as long as Innate occupies the body. To be able to perform the functions of the body, is to live.

Disease consists in deranged functions.

Functions may become so extremely abnormal, that Innate cannot maintain control, making the body untenable. This dissolution, we call death.

Immortality is the life entered by Innate at its birth. The former birth being that of the physical, the latter of the spiritual.

BACKBONE VARIATIONS.

The backbone is also called a spine, or spinal column, because of the projecting spinous processes; spina, meaning thorn. It is also named the vertebral column, from its being built and composed of vertebrae. Vertebra, derived from *vertere*, to turn, as these segments are capable of turning upon each other.

The spinal column is highly complex. In dissection it is given but little attention, whereas it should receive as much as the rest of the skeletal frame. It is the central axis and the backbone of the human body, it protects the spinal cord from injury, supports the weight of the head and trunk, transmitting their weight to the pelvis. It gives with diverse movements. Altho composed of many segments, it is firm and strong.

The region over the spine, extending from the occiput to the sacrum is of special interest to the Chiropractor, for in this locality he finds the cause of 100 percent of diseases. It is especially necessary that he should be familiar with not only the external markings, but also know just what he feels under his hands. Our immense specially selected collection of vertebrae, aids the student in a knowledge of the abnormal conditions existing out of sight. The surface markings, except the first and third, of the spines, can be easily felt and located by an experienced Chiropractor.

In the normal column we find thirty-three vertebrae; thirty-seven, if we count four of the skull, as given by *Gray's Anatomy*, fourteenth edition, where he says, "The skull, or superior expansion of the vertebral column, has been described as if composed of four vertebrae, the elementary parts of which are specially modified in form and size, and almost immovably connected. These vertebrae are the occipital, parietal, frontal and nasal."

The segments of this superior expansion, like the inferior, or sacrum, become joined by ossification, when fully developed in adult life. It is, like those below, liable to be increased by one or more segments, named in this superior expansion, wormian bones. They are occasionally of large size, the opposite sides somewhat regular in shape, and divided from the others by sutures. The superior and inferior expansions of the vertebral column are divided into two classes, the false vertebrae, those that are composite,

made up of several bones and fused in the adult; and the true, or movable, which continue so throughout life.

The second group is that of the cervical, which seldom varies from the regular number, being made correspondingly thinner or longer, according to its length. The long necks of the giraffe and ostrich have only seven cervical vertebrae. There are two exceptions to this rule, the three-toed sloth, has nine, and the sea-cow, six.

I would like to divide this group into two sub-groups, the atlas and axis being so peculiarly different from the other five in shape and use, that there is less resemblance between them than the three different orders of true vertebrae.

The third group, according to the above arrangement, is the dorsal, or thoracic, includes the next twelve in the normal column; this number is occasionally increased or diminished by one, the loss or gain being compensated by a corresponding loss or gain in the lumbar; when such is the case, we have the same number of ribs, that of eleven pairs being more rare than thirteen. When decreased, one rib on each side will usually be found to have the sternal ends dichotomous. If increased, the last pair of floating ribs will be attached to a duplicate of the last dorsal. I have never known of a greater variation, in the number of vertebrae, either way, except in one instance, and that is, in the unique specimen of which *The P. S. C.* is the possessor, the first seven dorsal centra coalesced into one, with seven spinous processes, fourteen transverse processes and fourteen ribs. The ribs and processes are encircled half-way round, similar to the spokes of a wheel, converging into one body.

The last dorsal and first lumbar have a peculiarity that is distinctly characteristic, the mammillary and accessory processes being enlarged so as to form locks, preventing in a great measure the displacement of their articular surfaces.

The fourth group, or lumbar vertebrae, consists usually of five, this number may be increased or decreased by one, if lacking, it is attached by one or both alae to the sacrum. If increased, it is a duplicate of the fifth, the sacrum having four vertebrae instead of the usual five. The only ver-

iation from the above, that I know of, is in the unique specimen, where the bodies of the last four lumbar are coalesced into one, having four spinous processes, eight transverse processes and seven intervertebral foramina.

The sacrum is the inferior expansion of the vertebral column, it articulates with the ossa innominata, like the superior, it becomes coalesced in adult life; in infancy it is ordinarily composed of five distinct vertebrae. It is similar to the other four groups, in that, it may be increased or diminished by the addition of one vertebra.

The tail end of the spinal column, or appendage to the sacrum, seems to be a vestigial remnant of our progenitors, or connection with the animal kingdom. I fail to see, that we, as human beings, with a sitting propensity, have any use for it, in fact it is quite a disadvantage, being in the way, and liable to be injured, causing much trouble, without any corresponding benefit. Gould and Pyle mention in "*Human Anomalies*" many cases in which the coccyges were elongated into tails, some of which contained tail vertebrae.

Every decade notices a decrease in the number of these vertebrae. Five being usual; now four is considered normal.

The coccyx consists of three to five vertebrae. It is liable to become flexed anteriorly or laterally, and ankylosed to the sacrum.

The spinal column is the central axis of the skeleton. It supports the head superiorly, ribs laterally, and through them the weight of the upper extremities. The head rests upon the lateral masses of the atlas. Then transferred to the superior articular surfaces of the axis; from there to the body of the third, and slightly to the articular processes by way of the strong arch of the axis. From this the weight is transmitted downward, mostly through the bodies of the vertebrae, and partly through the articular processes to the sacrum, thence to the hip-bones and to the lower limbs. If all of the vertebrae are normal in shape, then the weight is conveyed in the medial axial line, and the owner walks erect. These conditions are not always to be found, innate occasionally builds deformed vertebrae, oftener of the first three cervicals, or last lumbar; the former causes the head to lean toward the lower or thinner



SOUTH END OSTEOLOGICAL STUDIO, *THE P. S. C.*

ILLUSTRATION NO. 104.

side. The last lumbar is frequently found ankylosed to the sacrum by one or both alae; in such malformations there is more or less tilting of the hips which correspond to the abnormally deformed sacrum. Displaced vertebrae, whether accompanied by fracture or not, cause a deviation from the axial line.

The spine is a flexuous and flexible structure composed of bony segments, between which are interposed elastic fibrous cartilages called disks.

Flexion, extension, and rotation have a normal limit, in a more or less extent, they are permitted in all parts of the spinal column; these various movements are due to these elastic cushions. The intervertebral cartilaginous discs are not always of the same consistency or elasticity, this difference depending upon the age, and, whether they have been subjected to excessive heat, better known as fever.

A vertebra does not rotate on its central axis. The rotating center is confined to the articulating processes. The normal rotatory deviation of each vertebra is as three of the body to one of the posterior arch and processes.

Cartilages of the vertebrae are liable to be fractured or separated from its adjoining bone by wrenches; such cannot be united as are the bones and other tissue, for they contain no nerves or blood vessels. Such fractures, whether the cartilage itself, or where it is united to the centra of the vertebrae, are repaired by Innate Intelligence encysting the break, ankylosing the two vertebrae with osseous material, which when hardened is named exostoses.

The nodding or rocking of the head is largely dependent upon the articulations between the occiput and atlas. When we observe the great variation in the shape and size of these rockers, we no longer wonder why we readily recognize our acquaintances, at a distance, by their distinctly peculiar movements of the head. The occipital condyles, or head-rockers, are of various curves of convexity and obtuseness, some approaching nearer in front and diverging behind. To get a comprehensive idea of the unlimited variety of natural movements, let us think of rocking chairs with as many shapes as we find in the condyles and their atlas articulations. Some are flat, or nearly so, which would allow but little rocking, no more than a straight

rocker would without a curve. In others, we find symmetrical curves, suggesting that the person in such a rocker could not well resist a continual motion of the head. Occasionally we find these condyle rockers divided into two separate parts by an open space, near the center. To comprehend the peculiar jerky movements of this head, let us think what a difference a notch in the center of one or both rockers of a chair would make. Some condyles are of a V shape, the apices of the atlas articulations are in the center and pointing downward. We can well imagine the awkward rocking motion of such, whether in the human or a rocking chair. Add to the above differences, the occasional third occipital condyle that articulates with the odontoid; what differences this would make in the movements of the head is difficult to imagine; to my mind, it would be like adding the fifth wheel to a wagon. We must also take into consideration the changes made by fractures in disease, and that no two atlases are articulated alike, or of the same shape, weight or size. Some are smooth, others rough; some heavy while others are light; some have no spinous process, in fact such is the rule, while there are those which have prominent neurapophyses, or an open arch instead. The usual horizontal position of the head may be varied by an obliquity of the atlas anterior, posterior or laterally, which although slight would make a variation in the carriage of the head conspicuous; these deviations are largely due to the difference in the thickness of the lateral masses of the axis and the obliqueness of the anterior articular surface of the odontoid. A change in the position of the head may be caused by a fracture of the neck of the odontoid, which when healed, in an abnormal position or absorbed as a waste portion of the osseous tissue, allows the posterior arch to rest on that of the axis, or the atlas may be crushed into the jugular process on one side, as shown by two specimens in *The P. S. C.* collection.

These different movements of the head, and position in which it is carried are generally that of as habits, but when we study them from an anatomical point of view, the cause is explained.

The rotation of the head is mostly done by the atlas revolving on the axis, the first on the second vertebra. A cursory examination of the articulations between the

masses of the atlases and axes of a hundred specimens, reveals many shapes and sizes, all of which would produce different movements.

Rotation, flexion, extension, and contraction exist in all parts of the spinal column. The extent of these varied movements are subject to the positions of the joint surfaces, the amount and quality of the articular and intervertebral cartilages. The cervical vertebrae are allowed greater freedom of motion than the dorsal or lumbar, because of the absence of ribs and transverse processes.

Persons differ in their gait, in their carriage while moving or standing; this is largely due to the different formations, size and shape of the sacrum. A study of a large number of sacra in *The P. S.C.* collection will corroborate this.

Rotation of any portion of the spinal column is produced by each vertebra turning slightly upon the one below. This produces a lateral deviation of the spinous processes and a divergence of the transverse in proportion to the amount of rotation. This turning from the axial line is permitted to a certain degree without injury, more than normal causes an M. D.'s sprain, a Chiropractic luxation.

A displaced vertebra, a Chiropractic luxation, a separation of one or both articulating processes, produces three times the displacement of the anterior of the bodies, as is the apparent differences in the spinous processes; this is true in a rotary, lordosis, or a kyphotic curve. The Chiropractor should be skilled in these, which can only be acquired by education and practice. The enquirer for a correspondence course will see how futile such a course would be.

If the spinal column is not prepared for an unexpected strain, it is more easily wrenched than when the muscles are made taut by expectancy. If the violence is extreme something must give way, either one or both of the intervertebral, or articular cartilages are wrenched from their osseous connections. Such injury is to all intents and purposes a cartilaginous fracture, and like those of the costal, is repaired by deposition of bony material in the form of ferrules, bands, or straps for the same purpose, and in a like manner, as a blacksmith would mend a broken wagon

tongue; this symphysis ankylose two or more vertebrae, so that the joints are lost. Vertebrae, wrenched from their normal position, may be replaced intuitively by the contaction of muscles, or scientifically by the hands of a Chiropractor. If the luxation be such as to form a kyphosis, or a lateral rotation, the formation will not be occluded, nor the nerves passing through them will not be pinched. If the luxation assume a lordosis or lateral scoliosis, the size of the intervertebral foramina are decreased, causing pressure upon the nerves found therein, producing pathological conditions at the peripheral ends of the affected nerve fibers. If an excessive amount of heat is produced by the impinged calorific nerves, the result is a softening of those bones in which they end and the cartilage adjoining. If a great degree of heat is continued for a length of time, the cartilage is destroyed and the bones become carious or necrosed.


The spinal column is highly complex. In dissection it is given but little attention, whereas it should receive as much as the rest of the skeletal frame. It is the central axis and the backbone of the human body, it protects the spinal cord from injury, supports the weight of the head and trunk, transmitting their weight to the pelvis. It gives attachment to the ribs. By being flexible, it is endowed with diverse movements. Altho composed of many segments, it is firm and strong.

This undue amount of heat is conducted to the bodies by the disks of intervertebral cartilages, it not only produces softening and caries of the vertebrae, but absorption of the intervertebral and articular cartilage. These diseased conditions change the shape of the vertebrae and consequently the individual's movements, thereby establishing a peculiar gait by which we readily recognize the owner.

Occasionally the anterior root of the transverse process of the seventh cervical exists as a separate bone, it is then known as a cervical, or homologous rib, specimens of which may be seen in *The P. S. C.* osteological collection.

The bony landmarks of the vertebral column are very important to a Chiropractor. It is surprising to a medical man, or to the new student, to see how readily an old practitioner of Chiropractic determines the position of each vertebra. In this, "practice makes perfect."

The spinal column, in fleshy persons, is less conspicuous to external observation, than those who are not. There are



NORTH END, OSTEOLOGICAL STUDIO, *THE P. S. C.*

ILLUSTRATION NO. 32.

but few in which an experienced Chiropractor cannot locate each and every vertebra. The relative position of the atlas can be told by the space between the spinous process of the axis and that of the occipital. If the space above or below is less than normal, we reasonably conclude that the nerves are pinched in the grooves. In many persons, one, or both of these are converted into foramina by an osseous bridge, thereby, protecting the veins, arteries, and nerves which pass through them.

atlas can be told by the space between the spinous process that is long and wide, it is one of the dorsal landmarks, and can be readily located.

The third cervical has a spinous process that varies from a tubercle to that of one as long as its neighbor above.

The spinous processes of the 4th, 6th and 7th, in the order named, commonly increase in length, the last being so prominent, that it has received the special designation of the *Vertebra Prominens*. Sometimes the sixth has a process equal to that of the seventh.

The dorsal spines are very oblique; it should be remembered that their tips do not correspond on a level with their bodies. Also that the six central spinous processes are liable to be bent to the left or right; this must be taken into consideration when making a topographical survey.

The epiphyses of the spinous processes do not unite until near adult age. Before they become apophysed, they are liable to be displaced, torn loose from the diaphyses and absorbed, as are other useless pieces of bone, leaving the spinous process shorter than its fellows. This difference, which is readily apparent to the Chiropractor, might mislead a beginner and cause him to think that the vertebra was displaced anterior; but he learns better when he finds the traverse processes are all in line.

The Chiropractor is especially concerned in the intervertebral foramina, which are formed by the pedicles being notched above and below, so that when in apposition they make a smooth opening for the transmission of arteries, veins and nerves. The occlusion of these foramina would restrict the flow of blood to and from the heart, were it not for anastomoses, intercommunication, the arteries of the spinal cord anastomosing freely with each other, but when impinged nerves are deranged in their sensations, the mo-

tive power that incites action cannot be transmitted over another line.

The construction of the various segments of the vertebral column, insure the safety of the spinal cord from ordinary violence; the vertebral bodies, arches and discs are well adapted to resist the effects of compression, the intervertebral cartilage acting as buffers in resisting shocks and permitting the elasticity; where the greatest movements are required, the spinal canal is enlarged accordingly, so as to allow greater flexion without compression.

The adult skeleton is composed of 200 bones. This does not include the six small ones of the ears, the 32 teeth, nor the wormian bones of the skull. The vertebral column has 26, the skull 22, upper extremities 64, lower extremities 62, the hyoid bone, sternum and ribs make 26.

The bones of young persons are comparatively smooth; they become darker in color and rougher as they advance in age. Those of the male are coarser and larger than those of the female. Bones which have been subjected to excessive heat, generally known as fever, are yellow.

The bones of the body vary greatly in their texture, depending largely upon the different degrees of heat that they have been subjected to. Any or all of the bones of the body are softened by excessive heat, and hardened by a lack of it. The bones that are made preternaturally soft or hard depends upon what nerves are affected. Those of the central dorsal, when impinged, have an effect over the whole of the body producing osteomalacia. If the patient survives the heat period, then diseased conditions go to the other extremes the temperature goes below 98 degrees, and eburnation or hardening of bones follow.

Spontaneous fractures are those in which the bones have become fragile, very soft, flexible, waxy and friable; this quality is caused by osteitis. Conditions produced by an undue amount of heat are known by the names of osteomalacia, mollities ossium, the softening depending upon the loss of earthy matter which has been removed by too much caloric. Such are usually accompanied by caries, necrosis, burrowing abscesses, bone tumors and osteosarcoma.

The bones may be fragile or so soft that they can be easily cut with a knife. Osteomalacia differs in degree as do other diseased conditions. This variation may be due to the

difference in individual nerves, and the manner of injury. Medical men have made much inquiry by investigating the effects. Chiropractors search for the cause.

Mollities ossium is a disease of the bones in which they become flexible, and lose their natural firmness. This is well illustrated by a case given in *Cooper's Practical Surgery*, page 310, "She had a fall which occasioned her to keep her bed for some time, and left great pain and weakness in her loins and lower extremities. In about a year and a half she began to perceive that her left leg was particularly affected. Along with her weakness, she had violent pains over her whole body, which increased after a miscarriage, and still more after a natural delivery. She was then seized with startings, great inquietude, and such violent heats, that she was almost continually in a sweat, and could not bear the least covering even in the coldest weather, and while her pains continually increased, she took notice that her urine precipitated a white sediment. Her pains abated upon the appearance of the sediment, but she now observed that her limbs began to bend, and from this time the softness of them gradually increased till her death.

"The trunk of her body did not exceed 23 inches in length; the thorax exceedingly ill-formed, and the bones of the upper part very much distorted; those of the lower part were very much bent, and the thigh bones became so pliable, that her feet might easily be laid on each side of her head. She had violent pains, startings, difficulty of breathing, spitting of blood, and lastly a fever, with convulsions. Dissection showed the bones were entirely dissolved, the periosteum remaining unhurt, so that they exhibited only the form of a cylinder."

On page 811 of *Cooper's Practical Surgery*, a case is related; the special points of which are, the bones were fragile before they became soft. These conditions began with "pain through the whole body, attended with feverish symptoms." She broke her leg while walking from the bed to the chair, the bone was heard to snap, there was no callus formed. Then the bones began to grow flexible. Towards the end of her life, her breathing became difficult, the spine distorted, every movement of the vertebrae gave pain in the lumbar region. The tuberosities were so soft that they "spread much," on account of that she was obliged to sit upright in bed. The ends of her fingers and thumbs became very

broad by frequent endeavors to raise herself. At her death it was found by measurement that she had lost 2 feet, 2 inches in length. All bones, except the teeth, were so soft that they could be cut with a knife. The bones contained a quantity of oily matter and but little earth.

There is one characteristic feature to which I desire to call the attention of the reader, which enters as a prominent factor in the variation of the vertebral column from youth to senility, i. e., the effects of age on joints, for, bear in mind, that they are not alike at any two periods of life.

In the normal backbone there is a continual change in the texture, shape, and size of the vertebrae, and the intervening cartilages. They do not arrive to maturity until adult age, even after this they continue to undergo continual modifications.

From infancy to old age, there is a vast difference in their structure, due to occupation, diet, natural changes, as age advances and diseased conditions imposed upon it by mishaps, which disarrange their relative position to each other.

Not taking into consideration the many and varied changes by accidents, which wrench the vertebral column, causing Chiropractic luxations, there are great differences existing at various periods of life.

In the infant the edges and surfaces of the intervertebral cartilages are round and smooth. One of the most unimportant features to a Chiropractor, is that this portion is exceedingly supplied with blood vessels. Diseases of the joints and bones are caused by their displacements instead of being inherited.



CABINET, NO. 1.
Osteological Studio, *The P. S. C.*

ILLUSTRATION NO. 33.

JOINTS OF THE VERTEBRAL COLUMN.

The spinal column is composed of thirty-eight irregular bones, named vertebrae. The twenty-four of the cervical, dorsal and lumbar, are separated thru life by disks of fibrocartilage; these are named true, or movable vertebrae, in contra-distinction to the five of the skull—the superior expansion—and nine of sacrum and coccyx; these fourteen are called false, or fixed vertebrae, because of their becoming consolidated. These bony segments are variously modified in different portions to serve special purposes.

It is the object of this article to notice the articulations of this flexuous and flexible column.

The five bones of the upper part, the nasal, frontal, two parietal, and the occipital, correspond to those of the sacrum. In the adult, they are almost immovably connected at their borders by sutures, which are really closely fitted seams or articulations. These joints are filled by a fibrous membrane, in some places it amounts to a thin layer of cartilage. The bones of these synarthrodial articulations have borders that are dentated (like teeth,) serrated (notched like a saw,) limbous (overlapping,) or false sutures, where there is simple apposition of two contiguous rough surfaces. Some cranial sutures combine two or more of these varieties. In advanced life the bones are fused, because of the membranous symphysis of the sutures becoming ossified.

No where in the skeletal frame do we find as great a variation in construction as in the edges of these five cranial bones. This deviation is greatly increased by interposed ossa wormiana, which correspond to the sessamoid bones in other parts of the body. They vary in size from that of a pin head, to one and a half inches in breadth and three in length. They assist in the mobility of the cranial bones. The diversity is so wonderful that it would be impossible to find one that would fit in the place of another. The student should be provided with at least two skulls, one disarticulated, the other vertically bisected.

The sacrum forms the lower expansion of the vertebral column, and consist of five pieces. During early life these are separated by temporary hyaline cartilage between the articular processes, bodies, and lateral masses. About the eighteenth year, the two lower segments, unite by the intervening cartilage, becoming ossified. This process grad-

ually extends upward until all parts are joined. From the twenty-fifth to thirtieth year they form one solid piece. A similar process attends the four bones of the coccyx. Often the first segment is united with the sacrum, giving it the appearance of six vertebrae. Previous to coalescence, they are liable to be luxated the same as true vertebrae.

The auricular borders of the sacrum and os-innominata are articulated by a synchondrosis joint, the intermediate body being hyaline cartilage, which covers the auricular surfaces of sacrum and ilia.

Between the axis and sacrum there are twenty-three amphiarthrodial joints, which unite in an intimate manner the corresponding surfaces of the bodies by cartilage. This is firmly attached to the upper and lower surfaces of the centra. The four curves of the spine are largely due to the wedge-shape of the disks. They are the thinnest between the second and third cervical, from which they gradually enlarge downward. It composes one-fourth of the length of the movable part of the column. Near the center of each is a pulpy nucleus resembling a synovial sack. These intervertebral cartilages are elastic, tough and compressible. They serve as buffers in resisting shocks, and contribute very much to the elasticity of the spine.

There are fifty arthrodial, or gliding joints, between the articular processes of the true vertebrae from the occiput to the sacrum. These are formed by contiguous plain surfaces, one slightly concave, the other equally convex. Their facets are covered with articular cartilage, which does not ossify when in normal condition.

The first two pair of these joints are usually large and oval; they approach each other in front and diverge behind. Their individual shape is greatly diversified, no two pairs being just alike, in fact the two of the same person are often quite dissimilar, as shown by a hundred specimens in *The P. S. C.* osteological collection.

The two condyles of the occiput correspond in figure to their mates, except that those of the atlas are concave, those of the skull convex. The surfaces of these and the next two pair, between atlas and the axis, face each other nearly horizontally; while those between occiput and atlas are somewhat kidney-shaped. Those between atlas and axis are circular.

As we descend, we find the surfaces of the next thirty-four articulations face each other obliquely, the last twelve nearly vertically. The transition is usually between the dorsal and first lumbar; this may occur at one above or below, while their mates on the opposite side face vertically.

Between the atlas and axis are two trochoid articulations, pivot joints, one on the anterior, the other on the posterior of the odontoid process. The ventral facets are oval and face each other vertically. The posterior is formed by a thick, dense, strong transverse ligament, clad in front by cartilage which articulates with the odontoid bone, or "processus dentatus."

Movements.

The various movements of the many joints of the vertebral column are modified by the shape of the articulating surfaces, the thickness of the intervening cartilage, and the connecting ligaments.

The skull is formed by a series of modified vertebrae which compose the neural arches. They are greatly expanded in order to enclose the brain, similar as the true vertebrae surrounds its extension of the spinal cord. The cranial nerves pass thru the skull in foramina, or openings between the several pieces, of which there is but little mobility. How much may be learned by Chiropractors, of nerve pressure in the superior and inferior expansions of the spinal column is yet to be determined. The science is not yet fully developed, there remains much to learn. At this date, we have no knowledge of nerve impingement in the skull, sacrum, or coccyx.

The skull may be deformed by synostosis, the sutures of which are often affected by arthritis. Irregularity, want of symmetry, may be caused not only by the premature closing of one or more sutures, but a portion, usually one-half, not being supplied with the normal amount of nutriment remaining in a micromegalic condition. Remember, all functions, including that of nutrition, are under the control of appropriate nerves. In hydrocephalous, where the head is abnormally large, the bones are forced apart by an over amount of water, and their borders continue to grow toward each other.

The permitted movements between head and atlas are

those of nodding, or rocking, forward or backward, with slight lateral motion. This ginglymoid articulation is a hinge-joint, composed of two condyles, or knuckles, which rock in two elliptical cavities of the atlas. These elongated articular heads are semilunar from front to back, and convex from side to side.

The articular surfaces of this joint vary much in shape, as shown by twenty-two skulls and 100 atlases in our possession. Some are very concave and convex, others are flat or nearly so, many have a bifurcated V shape. Often the two are not similar in shape or size. Occasionally we find three occipital condyles. The two normal being placed farther apart anteriorly so as to make room for the third.

The usual condyle is a tubercle situated on the basilar process between the anterior ends of the normals, and articulates with the apex of the odontoid process. Observers will notice that the apex of the odontoid bone approaches very close to the basilar process, even where there is no articulation.

With this innumerable variation in the shape of rockers, is it any wonder that we are able to recognize our acquaintances by their peculiar head movements? These occipital rockers may be likened to those of a chair, which, if curves are uniform, not too convex, the two properly approaching each other, only, that the proximate ends are vice versa, then movements will be easy to perform and esthetic. But if one or both form an angle at the center, or base, with a groove at vertex, we would not admire the use of such a rocker. Many of the atlas articulations are built thus. Let it be remembered that no two of us are any more alike in our osseous, vascular, or nervous makeup internally, than we are externally.

Between the atlas and axis are four joints of two kinds; that of the arthrodial, between the masses where the surfaces glide on each other similar to the fifth wheel of a wagon; and the two trochiodal on the anterior and posterior of the odontoid process. Here the movement is limited to rotating the atlas and the head in a semicircle. An examination of these joints present many shapes and sizes of the two facets on the odontoid and its articulating facet on the interior of the ventral arch of the atlas. These variations can not help but make their corresponding diversified rotary movements.



CABINET, NO. 9.
Osteological Studio, *The P. S. C.*

ILLUSTRATION NO. 34.

There are fifty-four articulations between axis and first lumbar, eighteen are amphiarthrodial, they form the symphysis between the bodies and permit slight movement; thirty-six are arthrodial, of the articular process and allow motion forward, backward and lateral.

Very slight rotation is possible between the last two dorsal, owing to the mammillary process being enlarged so that they form a lock, which in a measure compensates for the lack of leverage support afforded by the transverse processes found above and below, but here is lacking.

This portion of the spinal column is more liable to injury by wrenches which cause subluxations, than any other. A careful examination of the skeletons in the *Army and Medical Museum* at Washington, D. C., demonstrated to the writer that a large per cent had suffered by a displacement in this region.

Between first lumbar and sacrum there are fifteen articulations. The intervertebral disks, fibro-cartilage, between the bodies are the same in structure as those above. They are larger in every direction, therefore, allow more mobility. The superior articular surfaces face inward, backward and upward, while those above backward, upward and outward. The articular surfaces of the lumbar are convex and concave. Their position does not allow but a slight lateral movement, but are adapted for forward and backward motion.

The individual movements are often modified by ill-shaped vertebrae, the bodies of which have been lessened or increased in one direction with a corresponding loss or gain in another. Remember than one portion cannot be changed in shape without a corresponding alteration being made in all parts. All deformed vertebrae are made so by excessive heat, which softens, so that muscular contraction compresses them into an abnormal shape, making the various abnormal curvatures.

The heat may be so intense as to cause death and decay. The dead portion may be removed in fine particles with pus, or dry caries known as rarefying osteitis, arthritis without suppuration. The pus is decomposed serum. Caries does not depend upon purulence. If the patient's death ensues during this period, known to the M. D.'s as fever, the vertebrae, whether deformed in shape, or carious, will be

found light, friable and soft. If the patient survives the period of excessive heat, then the temperature will fall below normal, the parts which were overheated, will become preternaturally hard, eburnated. The remaining portion of the affected vertebrae may coalesce, if so, the uniting is done while the parts are overheat and softened, making a sharp kyphosis.

Any vertebra is liable to become luxated, its articular surfaces displaced, the cartilage torn loose from one of the bodies. Innate Intelligence mends this break by osseous symphysis, which ties the two, so that they cannot be further separated.

The vertebrae may be ankylosed by osseous material oozing out of one or both bodies, fusing the two together. The odontoid process may be separated from the ventral arch of atlas, if so, Innate fills the gap with callus.

All the above cause immobility of joints. It is the duty of the Chiropractor to replace the displaced vertebrae, thus removing the callus.

IDIOSYNCRACIES OF THE BACKBONE.

The spine is a flexuous and flexible column, composed of 37 vertebrae, viz.: the skull, consisting of the frontal, two parietals, and occipital. This superior expansion of five bones, like the inferior five of the sacrum, become ankylosed in adult life.

The cervical vertebrae are seven in number—this holds good in all animals with but few exceptions. The elongation of the giraffe over that of the whale, is made by the difference in the length of the vertebrae. In man this number seldom, ever, varies. *The P. S. C.* has, no doubt, the largest collection of anomalous vertebrae in America, in which there is not an exception to this rule, unless it be that of an axis and third cervical which are coalesced, consisting only half of each.

There are twelve dorsal. This number is sometimes increased or decreased by one vertebrae, of which is usually compensated by the last lumbar being attached to, or a lack of one in the sacrum. We have only one exception, this is found in the unique monstrosity which has only six thoracic vertebrae, the first seven being coalesced in one body. A deviation of one more or less is accompanied by a corresponding deviation in the number of ribs, eleven or thirteen pair.

There are five lumbar. This number, like that of the thoracic may be increased or decreased by one, the surplus or deficiency, being found in the dorsal or sacrum. The Unique monstrosity is the only exception. It has only two lumbar, the last four are united in one centrum.

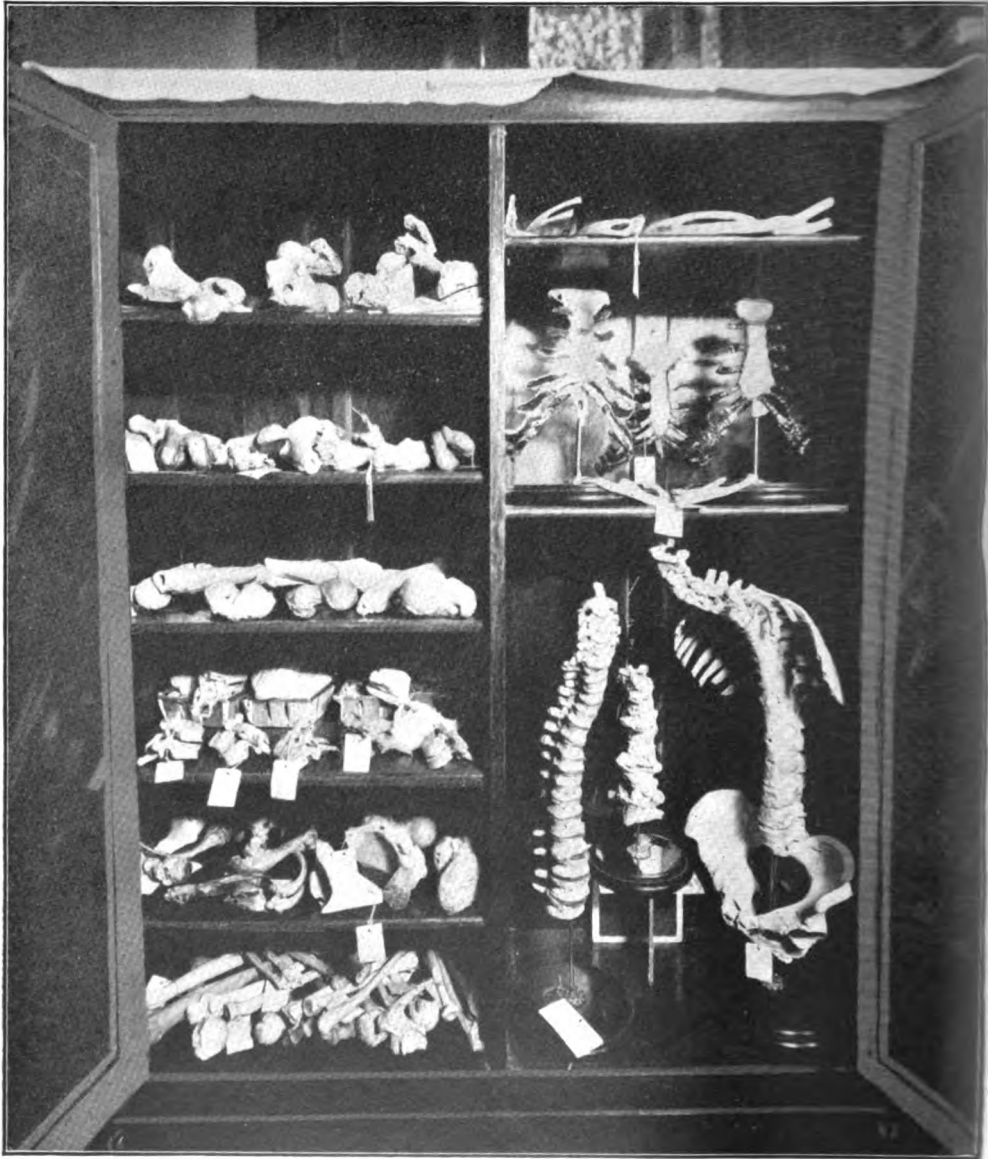
The sacrum is the lower expansion of five vertebrae, which, like the superior of the skull, becomes united in adult life and forms one solid bone. The usual number is sometimes increased, and rarely decreased by one. The extra addition may be accounted for by a lumbar or coccyx being attached by ankylosis.

The coccyx ordinarily consists of four vertebrae. It is, according to the Darwinian theory, a vestigial remnant of a tail. So far as known, civilized humanity has no use for it. The tuberosities of the ossa innominata are better adapted for the weight of the body in a sitting posture than in the point of the coccyx.

Backbones have a similarity, yet there are no two of them alike in color, shape, or size. There are no two spines which have any vertebrae that can be exchanged without being observed by an anatomist.

There is a vast difference in the shape of corresponding vertebrae, more especially in the atlas, seventh cervical, last dorsal, and fifth lumbar. Some of these are better adapted than others in their construction to withstand accidents which displace the 51 articular joints. Besides Innate variations, we find vertebrae that have taken abnormal permanent positions, caused by their being forced beyond the normal limit. These malpositions make lordosis, scoliosis and kyphosis of the spine, and such diseases as caries and spondylitis deformans, in which the bodies have been softened by excessive heat, partly absorbed, preternaturally soft or hard, ankylosis of bodies and processes.

We are no more alike internally than externally. It is no wonder that we readily recognize our acquaintances by their gait or their movements of the head.



CABINET, NO. 7.
Osteological Studio, *The P. S. C.*

ILLUSTRATION NO. 35.

LUXATIONS OF BONES CAUSE DISEASE.

It is a well-known fact that nerves proceed from the spinal cord in bundles, or leashes, through openings along the sides of the vertebrae, and are distributed to the various parts of the body. These nerves contain sensory and motor fibers; all sensation, pain and pleasure, being due to the existence of the sensory, and all action, whether voluntary or involuntary, to the motor.

Nerves emanating therefrom are liable to serious injury by displacements of vertebrae, caused by runaways, railway accidents, blows, or unexpected missteps. These, though apparently trivial at first, may occasion very grave and most persistent symptoms.

Besides motor and sensory fibers, these nerves, contain a set of calorific fibers, whose sole function is to control the proper amount of impulses, acting as an igniter to chemicals, for the heating of the body. A pressure upon these produces disturbance in their function, causing them to transmit too little impulse, a recognized symptom in a certain class of diseases, or too great a quantity, producing a condition termed fever.

In a study of the individual parts of which the spinal column is composed, we are forcibly impressed with the peculiar formation of the inter-vertebral foramina through which the spinal nerves pass, all of which are formed by the articular union of two vertebrae, the one above and the other below. This being the case, any accident or strain which will cause a displacement or sub-luxation of one of these vertebra necessarily changes their relative position, by so doing alters the shape and size of the opening. The arteries, veins and nerves that pass through this foramen fill it so accurately that any abnormal variation in its form or dimension, except when enlarged by a true kyphosis, will interfere with their transmission of impulses.

The first two pair of nerves emerge from the spine in grooves above and below the atlas; these are as liable to be impinged and are readily freed from pressure by Chiropractors, as are the following twenty-three. The six pair of sacral and coccygeal nerves are only liable to be injured in adult life by fracture, the displaced fragments of bone partially occluding the foramina cannot help but impinge

on nerves; if allowed to heal in this position, a life long pressure continues with the distress occasioned thereby. Before ossification, the cartilaginous parts of the sacrum are too soft to cause a continued constraining force.

All movements and sensations of the whole body, indeed all there is of life, are due to the existence of nerve impulses. When all transmission of nerve impulses are normal, the various functions are normal and a complete system of harmony exists. But if for any cause undue pressure is brought to bear upon nerves, pain and disease is the result. All functions of the body depend upon and act according to the condition of the nerves, so that their perfect freedom is essential for the adaptation of all its parts to each other.

All movements are made by the contraction of muscles. But there is no power in a muscle to move itself without nerve force.

Muscles, when excited to action, draw bones, to which they are attached, closer together; when irritated they draw with too much force, so that certain forms of wry-neck, hip-joint disease, and spinal curvature are the result. Instances are common where increased and continued action of muscles about a joint have actually caused it to be drawn out of its proper position. Such displacements never occur except through the influence of an hindered nerve impulse, making abnormal contractions.

The circulation, absorption, assimilation, elimination, repair, and heat production, are controlled each by a different set of nerves.

Note { Scatica, female diseases, hip-joint disease, constipation, and piles are the result of luxations in the lumbar vertebrae. Diseases of the lungs, heart, liver and stomach are produced by luxated thoracic vertebrae; which impinge nerves proceeding to those organs. Many ailments of the head and face have their origin in displacements of the cervical vertebrae.

Whether we have a headache, too much heat (fever,) constipation, dysentery, or any other disease, the cause producing it must be removed.

Luxations of spinal vertebrae are caused by innumerable and various accidents, as heavy lifting, falls, wrenches, train wrecks, etc.

Complete dislocations of the vertebral column accompanied with fracture, those in which the articular surfaces have lost wholly their natural connection, have long been recognized by the medical world.

While it is true that vertebrae of the spinal column are so interlocked by their articulating processes that complete luxations without fracture seldom occur; subluxations, slight displacements where the two articulating surfaces have lost only in part their natural connection, are much more common, in fact are of daily occurrence. These are not the complete dislocations known by the medical profession; yet a knowledge of them has done more to explain the time-worn question, "What is the cause of diseases?" than all doctrines advanced by medical schools from the time of Hippocrates to the present day.

These subluxations are appropriately called *Chiropractic luxations*, for it was *The P. S. C.* that first recognized and brought to public notice their existence and importance in the causation of disease, and worked out a system, method or art of correcting them.

Some contortionists are able, at will, to disarticulate and replace many joints of the body notably those of the hips, shoulders, and cervical vertebrae; this is done by knowing just how, and long practice.

This being true why should it be considered impossible for vertebrae to be partly, or even wholly luxated by accident, and then replaced by those who make such work a specialty?

For some time it has been known that injuries to the spine were prone to cause diseases. Many explanations of their origin have been given by eminent writers. At times their discussions have led them so close to the true nature of the injury to the spinal column and the manner in which the effect was produced, that the only wonder is, that some one had not long ago discovered that these troubles were caused by subluxations of articular processes, occluding the foramina. Some writers have advanced far enough to describe a slight variation in the position of certain spinous processes, and tenderness in the nerves at the sides of them, but in the next paragraph would utterly lose the gleam of truth and say that nothing whatever could be wrong with the osseous structure, that a luxation

without a fracture was almost impossible, if such did occur the result would be instant death, and if a patient with the above condition could survive, it would be very dangerous to life to attempt to replace the displaced vertebrae.

Vertebrae are supplied with nerves, which, like all others, originate in the spinal cord and pass through the intervertebral foramina, and are therefore liable to be injured in the same way and produce diseases similar to those found in softer parts.

Luxation and compression cause arthritical conditions, softening and absorbing the earthy substance of the spinal cord, the nerves emanating therefrom, and a part or all of the vertebral column. Intense heat in the latter, or in bones, expand, softens, and causes more or less of the substance which oozes out to be deposited on the surface of bones, called exostoses, which, when coalesced, ankylose vertebrae and other joints.

Caries produced by excessive heat, wedge-shaped cartilages and vertebrae compressed by muscular compression while they are softened by excessive heat during the M. D.'s fever, produce the various curvatures of the spine. Returning the intervertebral foramina to their former normal size and shape relieves pressure and restores nerves to their former vigor; results are manifested by restoration to normal conditions. In other words, the action of normal nerve impulses are to restore the disfigured vertebral column to its natural shape.

Ten years ago, the statement that "a displacement of two bones whose articular surfaces have lost wholly or in part their natural connection, is the cause of a large share of our diseases," would have been ridiculed, but now when the scientific man reads "*Luxations of Bones Cause Disease*," if he does not accept the idea, he at least thinks that there may be something in it.

All statements not axiomatic must be proven. Unquestionably the most convincing demonstration of "*Luxations of Bones Cause Disease*" is furnished by being able to adjust the luxated bone. To prove this it is only necessary to replace the luxated vertebrae; the cause of disease being removed, the patient recovers from his infirmities. In an acute case, where there has not been a structural change of the vertebrae, the results may be instantaneous, because



CABINET, NO. 11.
Osteological Studio, *The P. S. C.*

ILLUSTRATION NO. 36.

pressure being removed by replacing the vertebrae normal conditions and functions are restored. In cases of long standing where vertebrae have been changed in form by long continued undue pressure, it necessarily takes time to reform disfigured vertebrae, but this will inevitably follow when freedom of nerve impulses prevail. Therefore, replacing the luxated parts, restoring freedom to nerves, that they may give natural action to the portions of the body that have been made abnormal by their restricted condition, is, to a Chiropractor, the only reasonable thing to do.

With knowledge of this truth established by years of experience, *The P. S. C.* has continued to make a special study of the vertebral column, discovering much that was previously unknown, and developing a knowledge of how to replace displacements found therein. Among other discoveries they have found that pinched nerves in the foramina become inflamed and swollen, that this irritated condition expressed at the twig ends causes abnormal functions which we name disease. Many times these swollen tender nerves can be traced from their exit at the spine to their terminal ends by their sensitive condition.

100 per cent of diseases are due to pressure upon nerves along the sides of the vertebral column. This pressure interferes with their functions; hence inflammation, unnatural action, pain and distress are manifested where these nerves end. All diseases are prolonged until pressure upon those nerves leading to the affected parts are removed.

It is the business of the Chiropractor to remove this pressure with the hand, the doing of which has never been taught in medical schools, and has never been practiced by them. On the contrary, they state that such displacements do not occur, and if such luxations could happen, that it would be impossible for a man to replace them with his hands.

All pain is due to pressure upon sensory nerves. All morbid action in the body is due to irritation or a lack of expression, vital force in the motor nerve endings. An examination of the spinal column shows that each vertebra is provided with spinous and transverse processes. These are used by the Chiropractor first as one of the means of

diagnosis, and secondly as levers in restoring vertebrae to their normal position.

Chiropractors can relieve the larger percentage of human ailments by scientifically adjusting displacements; even with cases abandoned by practitioners of other systems of healing, favorable results follow as surely as effects follow cause.

Our philosophy of removing pressure has the most rational claim upon the afflicted, and when understood by the practitioner, he will no longer need to cover up ignorance of the cause of diseases by using meaningless explanations that do not explain.

We cordially invite the most rigid criticism of our work, and the principle of the Chiropractic method of adjusting the cause of disease. This science when properly applied will mitigate suffering, and will adjust the cause of ailments that cannot be reached in any other way. Chiropractors are able to place their fingers on the spine and say, pointing, specifically, there is the cause of this or that complaint.

If the reader comprehends the basic principles of Chiropractic "take off the pressure," there will be little difficulty in understanding how utterly useless and unscientific it is to attempt to remove the cause of disease by treating effects.

This knowledge opens up a new field for investigation and research. All schools have been experimenting in the vain hope of finding a specific outside of the sufferer. Chiropractors are locating the cause in the afflicted; when that is done, educated and innate intelligences can perform their appropriate actions and establish health by a free use of the various nerves adapted to their different functions.

CHIROPRACTORS DO NOT DIAGNOSE DISEASE.

Diagnoses. (Med.) "The art or act of recognizing the presence of disease from its signs or symptoms, and deciding as to its character." (Webster.)

"That part of medicine whose object is the recognition or determination of the nature of diseases and the knowledge of the pathognomonic signs." (Dunglison.)

Chiropractic studies causes. It is the art of adjusting them. A Chiropractor pays but little attention to symptoms, considering them only as guides showing the location of the causes. He need not waste hours, days or weeks waiting for symptoms to develop, so he may be able to recognize them, in order to name intelligently the combination in its expressions and give medicines according to the name. There are no two persons who have the same set of nerves, which an equal degree of pressure, thus producing no two combinations of symptoms exactly alike. How much better it is to consider this combination of abnormal functions and put it thru an *Analysis*. The term in this capacity is new but it is the appropriate word to use when holding a Chiropractic consultation or adjusting causes. Note the appositeness of these definitions:

Analysis. "The tracing of things to their source and the resolving of knowledge into its original principles." (Webster.)

Analyse. "To separate into the constituent parts." (Webster.)

Analysis. "Resolution of anything into its component parts." (Dunglison.)

A Chiropractor will observe closely effects or symptoms, and will then resolve them "into original principles" that are being expressed abnormally. Each symptom by analysis must be traced "to its source." It is this cause that is then given careful study, subsequent examination and adjustment "resolving it" into its original "normal principles."

Adjustment not long ago was a new term, yet to-day it is the correct word to use. From now on let us use the term (Analyse) instead of diagnose, in connection with disease.

An M. D., a D. O., or a disciple of any other therapeutical school (as all are of the same class since they treat ef-

fects) studies symptoms, and from these diagnoses the character of the disease, his treatment or prescription being given accordingly. It does not occur to him to analyse these effects by tracing to their source.

To *diagnose* is to be able to decipher present symptoms, to separate to their relative values and then use closer discrimination so as to name the diseases.

Prognosis is to tell the future outcome of this disease, what it may run into or terminate to. Whether grave or ultimately leaving the patient living. Vitality, age, occupation, environments are all considered just so far as these externals bear upon each or the combined condition of the disease. It is well known the air of certain localities are bad for some diseases, some types of water are wearing upon certain systems, high altitudes making certain lung difficulties easier for one disease or harder upon another to breathe, moist or dry are better or worse for certain individuals. Morphine is a killer of pain, other drugs have equally as good or bad effects upon the disease, all of which the physician, treating diseases, must test, try time and time again, watch the effect of each in order to see how much vitality is used in resistance and be taken into consideration before giving the prognosis of the disease. He dwells upon the outcome of these symptoms. The Chiropractor *analyses these effects to a cause*.

Prognosis. "(Med.) The acts or art of foretelling the course and termination of a disease; also, the outlook afforded by this act of judgment." (Webster.)

Prognosis. "Judgment formed by the physician regarding the future progress and termination of any disease." (Dunlison.)

The practitioner that treats effects must be an expert *Diagnostician* and *Prognostician*, he must be proficient in "foretelling the course and termination of a disease." This is his business. He cannot give medicines nor treat with any method whatsoever, including Osteopathy until these conditions are known. Effects must have cause. It is the only thing to do, *adjust* cause. As soon as this is accomplished they cannot exist, or live. How can symptoms manifest themselves if this is corrected? Chiropractic is that science of adjusting cause. *Does a Chiropractor Diagnose or Prognose diseases? Is he not an analyst?*



CABINET, NO. 2.
Osteological Studio, *The P. S. C.*

ILLUSTRATION NO. 37.

By adopting the word *Analyse*, Chiropractic has added to its specific nomenclature a new, distinctive and valuable term.

When a patient enters, tell him, "Yes sir, I can give a complete analysis of your disease, from cause to effect or effect to cause." Chiropractors are the only ones possessing sufficient accurate knowledge to do this.

The prognostician must guess to the best of his knowledge the outcome. A Chiroprator *knows*. One studies effects and the possible outcome of his treatment of them, the other knows the positive results before the adjustments begins. The comparison briefly is Diagnosis and Prognosis, scientific guesswork, the other scientific knowledge.

DISEASED GERMS.

H. L. Nutting.

If it is an established fact with the learned profession, that certain diseases are caused by these infinitesimal animalculae, why do they hesitate to inform the dear people, who are in constant fear, where these germs originate?

If it be a fact, and no more a theory, anxious, suffering humanity desires to become acquainted with the subject and to learn how to avoid contagion.

Are they contained in the air we breathe? If so why are not all afflicted alike? Do they come from the gentle zephyrs wafted on us from the Northwest at the rate of forty miles an hour, when the mercury is 20 degrees below zero? Do they come in the balmy breeze of the South, or over the snow capped hills of the far West? Do they steal into our rooms with the chilling evening draft, or are they breeding untold millions in the cozy nooks? Do they ride triumphantly on the crest of the winds, leaving, like the terrible simoon of the desert, death and destruction in their path? Are they so constituted that no amount of heat or cold affects them? Why is it that these breeders of disease flourish in the coldest weather as well as in the heat of summer?

Where is their rendezvous? Are they propagated and reared on the snow capped peaks of the Rockies? Do they grow and flourish among the cacti on the great American desert? Are they found thriving in the Everglades of Florida or crouched among the vine clad hills of the Alleghanies?

They must have a place of origin and the anxious uninformed would like to know where. Why should we suffer because of ignorance when there is so much known of micrology?

The scientist tells us that they are held in solution in the water we drink. Why then are not all who drink the same water afflicted alike? Why do they drink diphtheria bacilli today and typhoid germs tomorrow? Why are not all taken down with microbes at the same time? When the typhoid bacilli are pumped through the water mains, why are not all confined to their homes and business suspended? If they are in the air we breathe or the water we drink,

what benefit are quarantine regulations? Should not the origin of these germs be found and means taken for their annihilation? Is it not possible that they cannot be discovered before disease has fastened itself upon our bodies?

If they are the cause, why cannot these great minds discover them before they create disease? Why do we not read in our morning paper that tuberculosis miliary germs are prevalent? Why are we not forewarned that diphtheria Klebs-Loeffler bacilli are in the air or water before someone has become foul? Why is it that the microscopic organisms are discovered all at once, like the maggots in a decaying carcass?

Is it a fact, as claimed by the wise and learned, that those microbes in the air we breathe, which cause pleurisy, can be almost instantly killed by application of a mustard plaster; while the micrococci causing a fever can be only exterminated in twenty-one days by large doses of quinine and ice cold packs, and then the little cannibals give up the ghost and die because of old age? Why do they last twenty-one days? Why cannot they be abolished at once as in pleurisy? Why last for months as in rheumatism, cancers, and consumption? Is it possible, that, after all this scientific research, that these wise acres have not yet discovered a means to eradicate them?

If cancers originate in an embryonic epithelial rudiment, or owe their growth to the multiplication of epithelial cells, as stated by those who make pretensions to wisdom, why do they not find a way to breed out instead of in, these microparasitisms?

Why do they tell us that a powerful emetic, which relaxes the whole system, will destroy the infusoria of membranous croup? How did they discover this? Was it from their own knowledge of micrococcus, or some loving mother who in the absence of the physician administered alum and molasses in order to save the life of her child? If a relaxation of the system will destroy the microscopic organisms of the croup, why will it not destroy other infusoria? They ought to know, and why should we not know? If we are informed, we will take every precaution to exclude the intruder; but it must be made plain or we will hesitate to obey and ask why?

If an anti-toxin is a sure eradicator of Klebs-Loeffler


bacilli, why cannot we have an open mouthed vial standing on our mantel so as to impregnate the air so that we will be sure to escape the disease? If quinine is sure death to fever germs, please tell us how much we must take daily to make our systems immune and perfectly safe?

Is it necessary to apply a mustard plaster to our side each night to ward off inflammation of the pleura? If so tell us the size of the plaster and how must it be made? Must we put in our bath certain drugs to destroy the germs of rheumatism, if so tell us what kind and quantity? Must we eat certain herbs that we may escape appendicitis, if so give us the name and quantity to be used? Why not propagate cancer micro-organisms and inject the serum into all those who fear a growth by multiplication of the epiblast, hypoblast or acinous glands of the epithelium cells, thereby suppressing the origin of all malignant growths?

If, after all these years of research, you can not discover these microbes before they have fastened their cruel fangs in our flesh, is it not beneficial and necessary that you give us the benefit of the knowledge gained by your investigation?

Why not issue a bulletin each day in every town and hamlet, as does the weather signal service, stating what particular diseases are to be guarded against and the means to be employed? Why not present a bill to congress and get an appropriation for this bureau, for it is more essential than the weather signal service which only affects our business, while these microscopic organisms affect our health upon which depends the gaining of a livelihood and the maintenance of our loved ones?

If you do not know, come out boldly and tell us that you have been guessing, that you have exhausted your knowledge, that you have not discovered the germs of disease until they have appeared in our systems, that you can only *treat diseases* and do not remove the cause; then we will cease to take your opinion as law and will look for a Chiropractor who knows where to find and how to adjust the cause.



CABINET, NO. 6.
Osteological Studio, *The P. S. C.*

ILLUSTRATION NO. 38.

FRACTURES OF THE SPINAL COLUMN.

Stimson says, fractures of the vertebrae are relatively rare, being about 5 per cent; they are extremely unusual in childhood and old age.

Fractures of the vertebrae are uncommon, even more so than the medical men suppose, for many sub-suxations are thought by them to be fractures.

Cooper says, every kind of joint is not equally liable to dislocation. Experience proves that in the greater part of the vertebral column luxations are absolutely impossible.

Boyer has set down that luxation of joints with continuous surfaces are impossible.

We must remember that when an M. D. speaks of a luxation of a vertebra, that he means a *complete* separation of its two articular surfaces, which is usually accompanied with fracture.

Kirkland observes, there are some luxations, which are far worse injuries than fractures: of this description, are dislocations of the vertebrae, which can hardly happen without fracture, and are almost always fatal.

Cooper remarks, the large surfaces with which the vertebrae support each other; the number and thickness of their ligaments; the strength of their muscles; and the vertical direction of the articular processes; make dislocation of the dorsal and lumbar vertebrae impossible, unless there be immense violence sufficient to cause fracture of the articular processes. It is certain, that most of the cases mentioned by authors as dislocations of the lumbar and dorsal vertebrae, have only been concussions of the spinal marrow, or fractures of such bones.

The osoccipitis, and first crevical vertebrae are so firmly connected by ligaments, that there is no instance of their being luxated from an external cause, and were the accident to happen, it would immediately prove fatal by the unavoidable compression and injury of the spinal marrow.

We find in *Gray's Anatomy* that the many joints of which the spine is composed, render it liable to sprains.

Don't forget that the M. D.'s sprain is the chiropractor's sub-luxation.

Gray continues: "the ligaments that unite the component parts of the vertebrae together are so strong, and

these bones are so interlocked by the arrangement of their articulating processes, that dislocation is very uncommon, and indeed, unless accompanied by fracture rarely occurs, except in the upper part of the neck."

Gerrish in his anatomy says, simple dislocation, between two vertebrae, is almost impossible, unless perhaps in the crevical region, where the surfaces of the articular processes are more nearly horizontal. This is borne out in practice, where we find fracture-dislocation the common injury, the processes or neural arch being commonly fractured, if not the body itself.

In vol. 2 of *McClellan's Regional Anatomy*, he says, "Dislocations and fractures of the spinal column are especially grave. A simple dislocation of any of the vertebrae can happen only in the cervical region, as the construction of the dorsal and lumbar vertebrae is such that a dislocation necessarily involves a fracture of some part of the bone. Even in the neck a dislocation is extremely rare. Fractures due to direct violence usually involve only the vertebral arches, the bodies escaping unhurt.

From these quotations of standard authors, you will readily see that the medical profession do not recognize luxation of any one of the 51 articulations of the spinal column; they think that such can only occur as a result of fracture, then they refer to a complete luxation and not to a Chiropractic sub-luxation.

The bodies may be fractured, obliquely, transversely, or longitudinally; it may be simple, comminuted, or impacted. The injury may concern one or more vertebrae. The body may be crushed, driving a portion of it into the spinal cord. The differential diagnosis of fracture and displacement must usually remain in doubt, for they each present similar symptoms, there being no crepitus to decide.

The prominent sign of spinal fracture is traumatic kyphosis, a displacement with a wound and an abnormal mobility of the fragments.

Herrick says, it is impossible for any twist, or shake-up, to have sufficient force to fracture any of the vertebrae or their processes, yet direct violence of a blow on the back, or falling across some projection, may cause it.

Beck thinks that fracture of the spinous and transverse processes are extremely rare.

Helferich speaks of fracture of the vertebral bodies being extremely rare, that of the laminae with spinous and transverse processes not common.

Beck says; that fractures of the transverse processes are still rarer than that of the spinous processes, and their recognition is extremely difficult on account of the thick muscular layer protecting them.

From an examination of *The P. S. C.* large collection of vertebrae, we find the healed fractures of the spinous and transverse processes to be quite frequent and about twice the number of the latter, as of the former.

Stimson is of the opinion that fractures of one or more of the vertebral processes either of the same or the adjoining vertebrae are common.

Howe says that the breaking of the tip end of a spinous or transverse process is not serious. With which I fully agree because such a fracture does not change the shape nor the size of the foramina through which the nerves pass where they are liable to be impinged.

Cooper informs us that a fracture of the upper cervical or of the odontoid process is always suddenly fatal.

Gould and *Pyle* observe that injuries of the cervical vertebrae, while extremely grave, and declared by some authors to be inevitably fatal, are however, not always followed by death or permanently bad results. Fracture of the lower part of the spine is not always fatal, and notwithstanding the lay-idea that a broken back means certain death, patients with well authenticated cases of vertebral fracture have recovered.

Stimson thinks that the 5th and 6th cervical, the last dorsal, and the first lumbar are more frequently broken than any of the others.

The fragments of a fractured vertebra should be repositioned as near as possible. This will of necessity need careful work and a thorough knowledge of the anatomical construction of the vertebral column. The nurse will need to be very careful in changing the patient's position so that the fragments will not be disturbed until they are thoroughly secured by being healed. Owing to the cancellous condition of the bodies of the vertebrae, three months may be necessary for consolidation of the fracture. Where there is a fracture of the processes only, mobilization may

not be necessary.

In youth the epiphyses of the spinous processes are liable to become separated and absorbed, causing them to appear shortened, giving the impression to the uninformed, that of an anterior luxation. An examination of the transverse processes will show that they are in line, therefore the processes are not displaced.

The diameter of the spinal cord and spinal nerves are considerably less than that of the canal and foramina in which they are located. The spinal cord ends at the first or second lumbar vertebrae but the cauda equina of nerves continue to distribute the nerves fibers, so that partial occlusion of the vertebral canal or the foramina does not of necessity cause death.

Gould and *Pyle* state that injuries to the spinal cord does not necessarily cause immediate death.

Mills and *O'Hara* records instances of recovery after penetrating wounds of the spinal marrow.


There is a vast difference in impaction of the bodies of the vertebrae, which only occur when the bone is in a normal condition and that of compression when the softened bones have been compressed against each other, changing the shape of the intervertebral cartilage as well as that of the softened waxy bodies forcing a portion out on one or more sides or posterior in the spinal canal.

Fractures may be the primary cause of softening a part or all of one or more vertebrae, by impinging the nerves thereby creating an excessive heat as they pass out of the occluded foramina.

The importance of fractures of the vertebrae to a Chiropractor depends upon the associated injury that is very liable to occur by the occlusion of the spinal canal of its foramina.

Where changes in the size and shape of the vertebral canal or its foramina are caused by fracture or displacements, the results are the same, either of which is very likely to impinge the cord or the nerves emerging therefrom.

If the vertebra is deformed by impacted fracture, there will be kyphosis or scoliosis.



CABINET, NO. 12.
Osteological Studio, *The P. S. C.*

ILLUSTRATION NO. 39.

CHIROPRACTIC ORTHOPEDY.

Orthopedy is derived from two Greek words, *orthos* straight and *pais* child. Its early use implied the art of removing deformities in young children. Its meaning has been gradually extended until it now means, the prevention and curing of deformities in persons of all ages.

Chiropractic is from two Greek words, *Cheir* the hand and *praktos* done; done by the hand—a hand practitioner—one who adjusts, repairs with his hands—hand fixing; so that Chiropractic Orthopedy now means, fixing deformities of children and adults by the hands.

The word Orthopedy has always been used in connection with surgery. Otheopedic Surgery, is a part of surgical science which uses mechanical and operative treatment for chronic and progressive deformities.

Chiropractic Othopedy does not use mechanical appliances nor operative surgery. Dr. Palmer's inventive genius and mechanical ingenuity, with an intelligent understanding of the wrong doings of Innate Intelligence, when under abnormal conditions, has made it possible to adjust the human machine so that Innate can right the wrongs done.

The appliances of Orthopedic Surgery consists of an innumerable variety of trusses, braces and supports, made to suit each surgeon's fancy to fit each individual case. Plaster-of-Paris is largely used for fixation and reduction of deformities; it is made into bandages, splints, jackets and corsets. Traction and suspension are favorite methods of orthopedic surgeons, the former is done by weights and pulleys, the latter by hanging the patient, thereby using the gravity of the body instead of weights of sand or other material. Forcible traction and suspension are of no value as remedial agents. Physiological curves may be altered or even obliterated for the time being, but the pathological gibbous curves do not change their character, the vertebrae being carious or wedge-shaped and ankylosed can not be returned to their normal condition in so short a time.

A glance at the appliances and methods show that the trend, principles and feelings of the Old School are, that they have a fight on hand, they have to conquer and subdue a stobborn enemy. These same thoughts are rampant to day in the medical profession, as a doctor of mongrel breed (medicine and osteopathy mixed) says in his circu-

lar that lies before me, "It was a stubborn case, but we had the satisfaction of coming out of the battle victorious, having thoroughly vanquished the enemy."

Chiropractic Orthopedy does not look upon disease or deformities as an enemy that "must be stamped out" or "vanquished," but as a misfortune that needs assistance. It kindly and intelligently helps Innate Intelligence by removing the cause of his insane work.

Orthopedic Surgery is a part of Operative Surgery, and is divided into several branches, which carry out the same idea of conquering and subduing viz.; osteoclasis, fracturing of bones; osteocampsis, bending of bones that they may be made straight; osteotomy, the dividing of tendons and muscles, that are drawn with too much force, for the relief of deformity.

Chiropractic Orthopedy would remove all abnormal conditions that are causing tendons and muscles to contract too much force, thereby allowing them to relax, adjusting the causes of such diseases as rickets, Pott's disease, wry-neck, hip-joint disease and spinal curvature, removing such results as neoplasm, exostoses and ankyloses.

The delayed union of bones, united fractures, come under orthopedy. The old methods of trying to force the fragments to unite are many; the parts were resected, the articular ends spliced, temporarily secured with nails, ivory pegs, tendon or wire, then a number of sewing needles were introduced between the fragments hoping to irritate them into producing callus for their uniting. Others tried exsection, uniting the ends in a staircase shape, or implanting them in each other and then suturing.

In all cases of delayed union of fragments from the lack of callus, the Chiropractor finds the repair nerves that ends in that region have been injured at the time of the accident, being pinched by the partly occluded foramina, through which they issue, thereby impairing their usefulness. Instead of treating the effects at the fracture, he adjusts the cause, freeing the nerves so that they may act and furnish the desired callus.

Dr. Lorenz' method of resetting displaced hips in children under 8 years of age, has been freely published through the press. He has partly acquired one idea of Chiropractic. This "congenital hip-disease," has been caused by the ob-

stretcherian displacing the head of the femur from its socket during childbirth. Innate Intelligence not being able to replace it, of necessity, makes a new socket, and by absorption does away with the one not used. Dr. Lorenz places the head of the femur in its natural position, and Innate builds an acetabulum for its use. This is a great improvement over the old method which used the knife—went to the root of the matter (?) Finding no socket for the head of the femur, a cavity was bored with a sort of augur with teeth like a saw, and the head of the femur put where it should have been.

The medical world has always looked upon deformities as being inherited or transmitted by such disease as rickets, scrofula, tuberculosis and syphilis. These pathological changes are but the results from an abnormal action of nerves, they contribute but little evidence or elucidation to an M. D., as to the real etiology. The theories proposed under the head of heredity furnish material for a keen satire on the medical art. To a Chiropractor such explanations do not explain.

The Chiropractic Orthopedist is especially concerned with the mechanical workings of the human machine, in finding that its wrong working impairs its usefulness and develops deformities, he is enabled to adjust the displaced parts that are the cause of the disabilities, and abnormalities. He is concerned, not only with the local disability called disease, but more especially with the primary cause of a lack of co-ordination or absence of competent physical and mental abilities. This Chiropractic advancement has been made possible by a study of Innate's handling of the nervous system in building and running the human machine.

It is the purpose of *The P. S. C.* to emphasize this aspect of Orthopedy by creating a chair for that branch of Chiropractic. With this aim in view, we have collected in Europe and America *the most extensive and best selected collection of orthopedic pathological specimens in the world for the elucidation of this important feature. This school is the only one having the specimens and ability to teach Chiropractic Orthopedy.* It is of the greatest importance that we fully comprehend that the cause of all diseases and deformities are *in the afflicted* and not in our

ancestors, the former we can learn to adjust, the latter never.

It will be observed that Chiropractors have made great innovations in orthopedy by adjusting the cause of deformities instead of treating the distortion itself.

The Orthopedic Surgeons conjecture that the primary cause of deformities is some one of many diseases that they suppose to be hereditary.

The Chiropractor is able to demonstrate in the majority of cases, that such diseases as are said to be hereditary, as rachitis, scrofula and tuberculosis can be returned to normal by adjusting the cause of those conditions which are *in the individual* and *not outside of him*.

To make a success of orthopedy, we must combine manual skill with scientific knowledge of nerves, so that we may be able to adjust and put to right any displacements that cause abnormal building or deformities of the thousand fold different mechanical parts of that wonderful piece of organic clockwork—*Man*.



CABINET, NO. 5.
Osteological Studio, *The P. S. C.*

ILLUSTRATION NO. 40.

(

THE BODY IS HEAT BY NERVES.

It will be of interest to learn how Dr. D. D. Palmer discovered that the body is heat by nerves, and not by blood.

In the afternoon of July 1, 1903, in suite 15 Aiken Block, Santa Barbara, Cal., D. D. Palmer was holding a clinic. The patient was Roy Renwick of that city. There were present among the rest as students, O. G. Smith, Minora C. Paxson, in all told eight witnesses.

The patient, A. R. Renwick's left hand, arm, shoulder and on up to the spine, was intensely hot. Dr. Palmer drew the attention of the class to the excessive heat condition of the portion named; the balance being normal in temperature. He then gave an adjustment in the dorsal region which relieved the pinched nerve on the left side, also the excessive heat of the left upper limb; but he had thrown the vertebra to far, which had the effect of pinching the nerves on the right side, and immediately causing the upper right limb to be excessively hot. He asked the class, "Is the body heat by blood or by nerves?" He then left them for two or three minutes. He returned and asked "Is the body heat by blood or by nerves?" The class un-animously answered "Nerves." Thus was this new thought originated.

The above circumstance is substantiated by a letter written that evening to the doctor's son, B. J. Palmer, D. C., also several following letters which further explained that the caloric of the body, whether normal or in excess, was furnished by calorific nerves. These letters were placed with other original writings in one of the 30 bound volumes in order to prove the autobiography of Chiropractic from its birth. Here are the original writings which show beyond the shadow of a doubt who originated the principle of Chiropractic. Dr. B. J. Palmer anticipated that some sneak thief would try to appropriate the credit of originality and would desire to rob his father of the honor justly due him, thus, his reason for compiling his original writings.

"Dr. Head, London, England, recently had the sensory nerves of one of his arms divided and studied the sensations. Then he had the nerves united by stitching and studied the process of recovery. The result was that he discovered two distinct sets of sensory nerves, one that con-

veys the sensations of pain, *Heat and Cold*, and the other the sensation of touch.

The discovery also makes possible the accurate localization of the sensations. The healing power of the skin is found to depend entirely upon the set of nerves that convey impressions of pain, *Heat and Cold.*"

The above quotation corroborates one of the underlying principles of Chiropractic, viz., the temperature of all animated bodies, whether human or animal, is maintained by calorific and frigorific nerves. This discovery was made as above stated three years ago, without severing nerves.

Chiropractic stands head and shoulders above all therapeutical methods.

BONES OUT OF ALIGNMENT.

By permission, Journal of Scientific Adjustment, Coldwater, Mich., Dr. E. Ellsworth Schwartz, Edt. and Copyright Proprietor.

Our brothers in the profession who are not of the same theoretical faith endeavor to have a great deal of sport by saying, "Oh! if you go to see that fellow he will tell you that you have a bone out of place. He has a bone out of place for whatever ails you.

What a lot of foolishness. The person who knows nothing about our work naturally will make the above statement. We call to mind the case of a lady who made all manner of sport of adjusting bones to remove the cause of disease. She said: "What a lot of foolishness some people get into their heads!" Not until her sister had been cured by adjustments did she make the frank admission that there might be something in it. After having the theoretical principles of adjustment explained to her she made this remark: "Why that looks reasonable. I did not know those bones of the spine could get out of alignment as you have demonstrated to me. I always thought that when a bone of the spine got out of place it killed the patient."

True, when a bone of the spine does get out of place so that the articular surfaces are not in opposition the patient will surely die, but that is not what we mean by a subluxated vertebra. The vertebra, or bones of the spinal column, are so situated, resting one upon the other, that a reasonable amount of shifting at the articular surfaces is perfectly natural. They can also be twisted out of alignment in such a way as to bring pressure upon innervating nerves and still have their articular surfaces remain intact. This is what we mean when we say that certain bones are subluxated, pinching innervating nerves so that they cause disease. A certain vertebra does not have to be out of alignment so that any and every one can see that it is so. Only those skilled in this particular work can find and reduce these slight subluxations.

Of course, the man who has never made this constant study will be unable to find such a subluxation, and, as everyone knows, if he cannot find it he will say such a thing does not exist.

Are you not going to take this as final or will you go to some one who is skilled in this particular work? You would not go to a republican to hear of the merits of democracy, would you? Neither would you go to a democrat to find out the good qualities of republicanism. Then why will you go to some one who is an enemy to the adjustment theory for an honest and straight-forward opinion.

Do you think one who has been schooled to believe in the efficacy of drugs could believe in the subluxation principle? Certainly not. We are all likely to be advocates of the School that gave us our training whether it be of medicine or otherwise. Everyone has the right to think and act as he pleases so long as he does not transgress the laws of the land.


The writer when a boy was taught to believe that to cure disease required the use of drugs, and no one else had to submit to their use any oftener. Only in after years did the light of scientific research and study penetrate and dispel the superstitious fancies that were taught in childhood.

We are all more or less governed in after life by the teachings received in our earlier years. Some of us are open to conviction if it can be proved that the new way is superior to the old; others are bound to think as their grandmothers did hundreds of years ago.

We expect only to convince those who, if they are led to see that they are in the wrong, will change their mode of thinking, and as they see the more rational way, accept it.

The old saying that a wise man changes his mind when he is convinced that he is in the wrong, but that a fool never does, holds good in this as well as in other things.

We do not ask you to change your mind without first being convinced that you are in the wrong. But what we do object to is for people to condemn our theory without knowing about it. And then another thing we think unfair, is for those who wish to post themselves about our work to go to one who is diametrically opposed to us in every way. Why not be honest and go to the one that is skilled in the work you wish to investigate? Would it not be more reasonable and just? Try it, and you will learn some things you did not know before.



The cut on opposite page shows a *complete* luxation of the 5th and 6th cervical vertebrae with fracture of the former. This form of luxation has long been known to the medical world. It produces instant death.

When an M. D. speaks of a spinal luxation, he means a complete separation of its two articular surfaces, which is usually accompanied with fracture. Many sub-luxations of the articular processes are thought by the medical profession to be fractures, for they do not know or recognize a Chiropractic luxation.

The importance of fractures of the vertebrae to a Chiropractor depends upon the associated injury that is very liable to occur by the occlusion of the spinal canal or its foramina.

THE BEST WAY.

By permission, Journal of Scientific Adjustment, Coldwater, Mich. Dr. E. Ellsworth Schwartz, Edt. and Copyright, Proprietor.

A medical friend told us not long since that he was planning to return to college for some post-graduate work. He had graduated with honor from the full course of one of the best schools of the land and had been in the field of practice three or four years. The fact that he wished to take additional work was not at all out of the way, but indeed was really commendable. The thing that impressed us was what he said in connection with the course proposed.

“While a better knowledge of biology, anatomy and chemistry would be very fine, yet I would not bother with any of those studies,” he said. “What I want to know is how to treat and cure disease. I want to study things that will help me most in the sick-room, so the greater part of my time will be devoted to clinics.”

What our esteemed friend most desired was just what his valued patients wanted. It is just what all sick people want their attending physicians to know. In fact, too many graduates are conversant with the biological, chemical and general sciences and know too little about the real work of removing the cause of disease. Too much superstition and imagination are still mixed with medicine, or rather, too many medicines are mixed, with ignorance of their real nature and effects on the human system. If full knowledge were had, plus a knowledge of the correct method of removing the cause of disease, physic would be thrown not to, but at, the dogs.

Our point of contention is that the removal of the cause of disease by vertebral adjustment makes internal medication unnecessary. Then the phase of knowledge most urgently needed is the one that will disclose to the student the direct causes of disorders in the human system and will make clear just how to remove them expeditiously in the most simple way. Since we can prove that the spine is almost always implicated an exact knowledge of the nervous system in all its ramifications is absolutely required above all things else. This is the great essential; all other things are subordinate.

If all the nerves are kept in a free, unhindered condition, under constriction at no point, and if the habits of the body in all ways are such as to produce no deviation from the normal state, nature's laboratory within the body will produce all the acids, alkalis, or other chemicals needed for the different physiological functions. The stomach and general system should normally be self-provident if raw material be supplied properly. Nature is wonderfully resourceful and resents undue outside interference.

WHY WE ADJUST THE BACK.

By permission, Journal of Scientific Adjustment, Coldwater, Mich., Dr. E. Ellsworth Schwartz, Edt. and Copyright Proprietor.

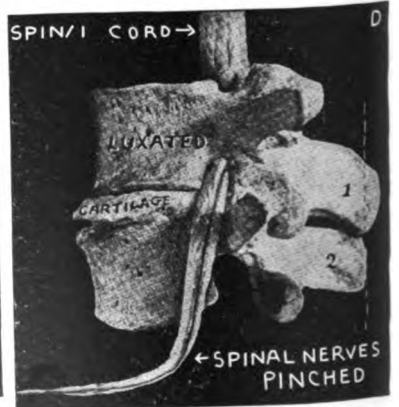
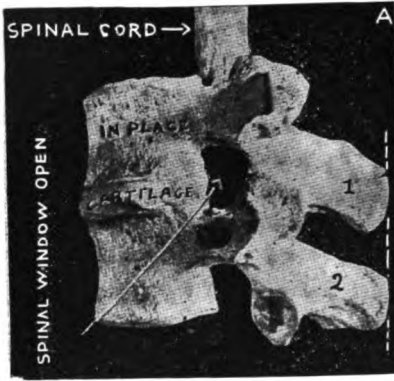
It is difficult for those not understanding the basic principle underlying adjustments to know why we adjust the spine for difficulties in the foot, leg, or hip, likewise the head, arm, shoulder. Did they but know that all nerves innervating these members of the body are but branches from the one nerve trunk (the spinal cord) everything would be clear to them why it is that we look for the cause of disease in the spine. Knowing that these nerve branches of the spinal cord must all pass through small bony openings formed by the juxtaposition of the different vertebra, or bones of the spine, our philosophy would readily be understood. Every spinal nerve must pass through these openings before it can innervate any part of the body. Why? Because the main nerve trunk, the spinal column, is enclosed within a bony canal, and as all spinal nerves are but branches from the spinal cord they must first pass through small openings, to make their exit from the bony canal containing the spinal cord. Some one may ask, why is the spinal cord, as everyone knows, is very delicate and Nature knew best where to place it. To clinch our argument we ask, how could every one of these small openings remain normal after all the accidents one undergoes through life? Would it not stand to reason that the bones would get out of alignment? We know that any machine is liable to get out of order after hard usage and requires the constant attention of a master mechanic to keep it in perfect order, that it may do its work properly. Why then should not our bodies, which are machines, not require the attention of a master mechanic, that the bony framework may be kept in perfect alignment? To our mind this is the only correct and rational way of getting health and keeping it. Therefore, we must look to the spine for the cause of disease. In 100 per cent of all diseases the cause can be traced to pressure upon nerves by certain bones out of alignment. The critic may ask, why would pressure put upon a nerve cause disease? We might ask, what is disease? Our answer would be that it is but a disturbed functional activity, and as all organs of the body

are controlled by nerves, then why would not a disturbed nerve impulse cause a disturbing functional activity in the organ itself? This, we say, is what causes disease. Secure a normal nerve impulse to an organ and it certainly will functionate normally. Nearly all pressure on nerves will be found at the point of exit from the spinal column. Here every spinal nerve must pass through a small bony opening. This opening can be increased in size according as the spinal vertebrae, or bones of the spine, are in perfect alignment or not. Should these vertebrae get out of alignment the small bony openings through which pass the spinal nerves to their respective areas of the body are materially lessened in size, consequently the nerves are compressed, the compression irritating and causing the nerves to become inflamed, not so much at the point of pressure, but where the twig ends of these nerves terminate in the tissue. Thus it is that great pain and suffering may be felt in the foot or any other portion of the body far remote from where the cause or point of pressure lies.

One realizes how useless would be an attempt to cure a case of this nature if the cause were not removed. The treating of the foot by lotion or any other means other than by removing the cause would be futile.

How many people there are today who are suffering with some difficulty of this nature! They try everything which comes to their notice without receiving any material benefit. Why? Simply because they confine all treatment to the part where the pain is felt, which is wrong.

We adjust every day those who complain of some such difficulty, but the adjustment is not given where the patient feels the pain nor where the organ lies that is effected by disease. We adjust to remove the cause and take all pressure from the nerve innervating the diseased structure or organ, this pressure is seldom found close by the diseased organ, but quite regularly far remote from it. As the trunk of the nerve is impinged, so likewise will all organs innervated by this nerve become diseased. What good could be accomplished by administering treatment at the twig ends of nerves when the cause of the trouble is undue pressure at their trunk connections. This principle has been overlooked and lost sight of in the endeavor to alleviate pain.



In the cuts, A. and C. the vertebrae are in normal position; the intervertebral foramina are open.

In cut, C. the spinal nerves are represented as passing *freely* through the *open* foramina. Such is a guarantee of health, or *ease* in the organs in which these nerves end.

The dotted lines in A. and C. show the bones to be in natural position. In B. and D. the superior vertebra is posterior of the one below, and the spinous processes are closer than in A. and C. We use the processes when adjusting displaced vertebrae, thereby opening the foramina and releasing pressure on nerves.

In cuts, B. and D. the superior vertebra is *luxated* (displaced,) the spinal openings are occluded (nearly closed.)

In D. the spinal nerves are *pinched* at their exit, at the intervertebral foramen. The functions of nerves are deranged, and disease of the organs to which they go, is the inevitable result.

The real cause of the pain had not been thought out. All efforts were put forth to alleviate and make more comfortable for the time being at least, with hopes that this would result in a cure. But did it? Why do we have so many, many people suffering from one disease and another year in and year out without ever getting cured?

One may have stomach difficulty that torments with pain and distress on the least provocation, while another may be afflicted with liver trouble that produces that constant tired feeling.

Every soul of remedy is taken into the stomach to set these organs to rights. For a time some improvement is noticed, but as soon as the drug whip which caused the excessive stimulation of the pinched innervating nerves is discontinued the same condition, either of irritation or of inactivity, again takes place.

The reason why some people suffer such pain and distress while others are affected in such a way that inactivity is more of a factor than pain, is because in the first the sensory nerves are pinched, while in the latter the motor nerves, or nerves of motion, are compressed.

This is easily explained when we remember that the sensory and motor roots of each spinal nerve are separate as they pass through the small bony opening. Compression at this point may be more intense on one root than on the other. Thus, if the posterior or sensory root is pinched by the vertebra being sub-luxated or rotated, great pain and distress would evidently follow. Otherwise should the anterior or motor root be compressed, the motor force or active energy that should be transmitted over the nerve would be greatly lessened. Hence, a lessening amount of nerve energy is transmitted over the nerve to the effected organ and as a result we have inaction of its functioning processes due wholly to pressure upon the innervating nerves.

WHERE WE STAND.

By permission, Journal of Scientific Adjustment, Coldwater, Mich., Dr. E. Ellsworth Schwartz, Edt. and Copyright Proprietor.

Our patients, no doubt, have learned that our manner of giving adjustments at the present time is quite different from what they were six months ago. Some may wonder why this change. To those who may not know, the following explanation is given.

Last summer (1905) the writer took a course of study at Davenport, Ia., under the founder of a new science, which is called Chiropractic, meaning hand fixing.

The science of Osteopathy and Chiropractic are, to many people, quite similar, both sciences having for their groundwork the aim to relieve suffering and to cure disease. The differences in the two sciences are as great as the differences that exist between the old regular school of medicine and Homeopathy. Both these schools of medicine employ the use of drugs. Osteopathy has for its basic principle the removal of blood obstructions that cause disease. Osteopathy employs certain movements and a technic of its own to accomplish results. Chiropractic adjusts subluxated vertebrae, therefore getting back to cause. In other words the principles are different. The matter of treatment and adjustment are entirely dissimilar. Osteopathy employs certain movements to correct certain lesions; while Chiropractic adjusts the sub-luxation with but one movement and in a different manner. The merits of the two sciences depend wholly upon which one can produce the best results and in the shortest time. This, we think, is what most interests the person who is sick. The technic, or manner of adjustment, Chiropractically is so different from that of Osteopathy that a person who is expert in the one science would know nothing about the other, unless he had studied it. That is to say, an Osteopath who has never studied Chiropractic would know nothing about it and vice versa.

Many people imagine that if both sciences have for their basic principle the adjustment of bones, they therefore could not differ materially; but they do, and no one is better able to judge of the technic and merits of the two

sciences than one who has studied and practiced both.

Osteopathy lays great stress upon the circulation of blood, while Chiropractic shoulders the whole cause of disease upon inefficient nerve innervation, claiming that when the nerve current is normal the circulation, of course, will be normal. This principle, no doubt, is the correct one.

Adjustments given chiropractically affect much more deeply than those given osteopathically. The reader may wonder why this can be so. The reason for it is the manner and precision with which they are given.

The chiropractic technic can accomplish, with ease, that which would be impossible in some cases osteopathically.

To illustrate; All forms of hernia can be easily reduced and adjusted by the chiropractic method of adjustment. As to whether the same can be accomplished osteopathically its practitioners are not wont to say.

We can promise the sufferer of hernia an adjustment without the use of drugs or the knife. Simply by a positive adjustment of the bones that pinched the nerve innervating the structure involved. As soon as the pinch is removed from the nerve the muscular folds that have become weakened thro depleted nerve force recover from their weakened condition, thus giving the proper support needed.

The male sex suffers much more from hernia than does the female. Did it ever occur to you why this is so? The reason is the more severe lifting in which they engage and the consequent wrenching of the back, displacing certain bones of the spinal column in such a manner as to pinch nerves leading to certain structures thereby weakening them.

In every case of hernia the previous history will disclose some undue strain put upon the body that has brought on the difficulty.

You may ask, what has this to do with the merits of the two methods of adjustment? Simply this, that the accomplishment of a cure with the one is a certainty and in the other it is not.

The same may be said in the adjustment for stomach difficulties. Few indeed are the cases of stomach disorders that will not yield under the positive chiropractic adjustment method.

Both methods certainly have their advantages, and it is for him who understands both to be able to procure the best possible results.

With the chiropractic method of adjustment adhesions can be broken up much more easily and quickly, thereby giving the patient the benefit, where otherwise a greater number of adjustments would have to be taken. The cost to the patient, therefore is not nearly so great.


We can best differentiate between the systems of treatment and adjustment by saying that Chiropractic plows much deeper and the technic employed is more positive and far reaching in its effects.

The writer takes the stand that whatever method can do the most for suffering humanity that is the one he will employ.

If Osteopathy can be improved upon we certainly want the improvement; and if at some future time the Chiropractic method of adjustment is no superior to any other form we shall spare neither time nor money in obtaining a knowledge of that science which may be better. Improvement in the methods of doing things in the commercial world is evident every year. Why not improve in the methods of healing as well?

Some of our critics find fault with us for not employing osteopathic methods alone. We certainly would not have spent time and money in the study of a new science if it would not better fit us for the work in hand.

Our aim is to keep posted, and our study in the future shall be along the lines of advancement. No doctor has the right to infer that his is the only way. When this stand is taken there remains no room for advancement.



This illustration represents the trunk, branches and fruit of a tree.

The trunk corresponds to the spinal cord, the branches to the nerves, and the fruit to the organs of the human body, as shown in the right half of the cut.

Pliers are represented as pinching a limb, also the nerves which control the functions of the stomach, the results are immature worthless fruit, and a diseased stomach.

In the human body, the intervertebral foramina are the pinchers. The vertebrae are wrenched, displaced, occluding the openings thru which the nerves pass. Chiropractors assert that this pressure causes 100 per cent of all diseases.

The leaves and fruit are at the twig ends of the limbs. The organs of the body are at the peripheral endings of the spinal nerves.

Disturbed functions in any other branch, or spinal nerve, would have shown similar results in other fruit or vital organs.

DISEASE, ITS CAUSE.

By permission, Journal of Scientific Adjustment, Cold-water, Mich., Dr. E. Ellsworth Schwartz, Edt. and Copyright Proprietor.

Webster defines disease as a state of mind and body lacking ease, as uneasiness, trouble, vexation, etc. Applied to man's physical condition, he defines disease as "An alteration in the state of the body or some of its organs, interrupting or disturbing the performance of the vital functions, and causing or threatening pain and weakness."

We, as practitioners, can find no better platform upon which to stand as drugless healers. I will not say physicians, because Webster says that a physician is one who administers a physic; and I think there is not one present at this gathering who will admit himself a pill distributor. I much prefer the title "doctor" because it applies to one who is a teacher, skilled in a profession. Therefore, if we are, as we should be, skilled in this, our chosen work, we are deserving the title of doctor and not that of physician. We certainly ought to consider ourselves as teachers, in that we are to present to the world a better way to health and happiness.

The subject before us can be answered in as many ways as there are schools of medicine. The regular has his way of telling us what is the cause of disease; so has the homeopath.

The reasoning we shall present to you to day may possess some new points not found in either of the old schools. In fact, we trust that we may be able to give only new ideas. If they do not correspond to your own, please allow us the right to think and reason for ourselves, as you may claim a similar right to do.

Disease.

Why does it exist? Why not have health always and be free from pain? If every one would live as nature intended he should there would be very little sickness in the world. It is nature's laws that are broken that bring to us disease and suffering, although we may not knowingly transgress those laws. One may, through accident, be a sufferer from a certain disease. Another may suffer from the same malady but its cause may have been brought about from knowingly breaking the laws of nature. In either case the

effects are the same, since like causes produce like effects.

I am a firm believer in the sub-luxation principle and not the lesion theory. I will tell you why. The term lesion is used by the medical profession and all medical text books, as well as by the osteopaths. The true meaning of the term, as applied by our medical brothers, covers a broad field, and I find that with some osteopaths it covers a still broader one. Such a term I have very little use for. A term that will strike right to the point and give a definite idea is the one for me. Sub-luxation entirely fills the bill. It cannot be construed to mean some inflammatory condition in the muscles as can the term lesion. We often hear of muscular lesions. Well, I will ask, how can we have what you call a muscular lesion without first having a sub-luxated bone that, by its abnormal relationship with its fellows, presses upon the nerve innervating the inflamed muscle? I want to tell you that, as long as a nerve transmits a normal nerve stimulus to any part of the body, that part will be in healthy condition. It is because of a faulty nerve innervation that we have tenderness in the muscles and all soft structures of the body. If the innervating nerve force were up to the standard, there would be no such thing as muscular lesions.

Now we must go back to ascertain what was the cause of the depleted nerve force in the muscle that was said to contain a lesion. Why was the nerve incapable of transmitting a normal nerve stimulus? Simply because of a sub-luxated bone, that, by its pressure upon the trunk of the nerve, cut out, as it were, a part of the nerve energy that should rightfully flow to the muscle said to contain a lesion.

Take from the nerve this pinch or pressure and the lesioned muscle will become normal, because it is now innervated by a normal nerve impulse. How then can you have those so-called muscular lesions? Are they the primary cause of the difficulty? Certainly they are not. Then how can we accept muscular lesions or any other lesions? Why not get down to bed-rock and get from all this rubbish the true kernel fact of the matter.

I am fully aware that there are osteopaths who do not think it possible for the bone to be subluxated in all diseased conditions. Why do they think so? Is it because they do not find them that leads them to think so?

I firmly believe that there is no diseased condition of the body that is not directly caused by a sub-luxated bone which interferes with the nervous system in some way, causing its derangement and thereby being the direct cause of disease.

Disease cannot exist where there is a normal nerve innervating force. Therefore, we assert that if a normal nerve impulse is conveyed to the diseased area, you will have no difficulty adjusting it. To do this requires the re-alignment of all the bony framework of the body, so that all nerves passing through openings made by the juxtaposition of bones will be perfect, thus insuring a normal and free passage for the transmission of nerves through their respective foramina.

The reason for our looking for so-called lesions in the softer structures of the body is because we have not entirely shaken from ourselves the dust of medical superstition and its errors. The farther we get from the so-called medical views, or their attributed cause for disease, the closer we get to the truth in regard to the real cause of disease.

I am wont to believe that if the old schools of healing attribute certain conditions as the cause of disease we can then and there say, "We know that they are wrong," simply because they reason, as the Irishman says, from the wrong end. To illustrate; Take for instance a case of varicose veins. You all know the so-called medical treatment for such cases—a rubber stocking, ointments, and the like. Our osteopathic practitioners will tell you that varix is the outcome of a poor circulation. True, there certainly is a disturbance in the circulation of the blood, otherwise there would not exist a condition of stasis. But, let me ask, why are the vessel walls so weak that they finally rupture? It certainly is not because of the increased blood pressure that causes the rupture, but because of the weakened condition of the vessel walls. Why this weakened condition? There is only one cause, and that is a depleted nerve energy in the vessel walls and contiguous structures.

Now that we are convinced that the weakened condition of the vessel walls is caused by an altered and deficient nerve innervating force, would we not be justified in finding out the direct cause of the deranged nervous impulse? Why use rubber stockings or try to improve the

circulation? Why not remove from the disordered nerves the pressure put upon them by the sub-luxated bone? By doing this the primary cause is at once removed.

The weakening of the vessel walls is nothing but an effect following a cause. Some one may say, "How can a varicose ulcer be healed without putting upon the ulcer some healing ointment?"

There certainly are no healing properties in any medicine or ointment. True, an ointment may exclude the air and by so doing protect the parts so that inherent forces of nature can accomplish the healing more rapidly. Nature does all her own healing. All that we do as practitioners is to put into perfect alignment each structural part, thus opening up, as it were, the avenues whereby other conductive forces of nature can perform her work of rebuilding and casting aside all accumulated refuse and deleterious matter, upon which feed disease germs, or bacilli.

We hear so much about the taking of some drug to kill the disease germ in the body. Reason would teach us that should a drug be taken sufficient to kill the bacilli, the patient would never live to take the second dose. I am fully convinced we all believe that in the great majority of chronic cases a sub-luxated bone is the cause of the difficulty. I firmly believe the same to hold good in the same percentage of acute cases. If this same principle will not hold good in acute cases as well as in those that are chronic, how can we expect to be able to give the world an unfailing scientific principle. Either we are right or we are wrong. If we are right we should be able to demonstrate this scientific principle through every phase of disease. How can this be done? Not by theorizing simply, but by proving each progressive step in the clinic room. The sick care little for your theories. It is the results obtained that interest them most. To prove our vantage ground in acute disease, let us take the one known as appendicitis. This, I consider, a semi-acute trouble. There are those, however, who have not known a sick day until taken down with an acute attack. This phase of the disease we shall consider from the standpoint of sub-luxation of the vertebra passing upon the innervating nerves to the appendix and contiguous structures as the primary and only cause. It is true that our medical texts give constipation as one of the

causes. We will admit that constipation may be an indirect effects. but it certainly cannot be the primary cause. An impaction of fecal matter in the bowel may lead to an engorgement of the appendix. We should remember that there is a primary cause for the constipation, and for this reason we must go back to first principles before we can arrive at a true hypothesis on which to base an argument. Had the innervation to the bowels not been interfered with there would not have resulted a constipated condition.

Why was the innervation imperfect, you may ask. Our answer would be, that an altered nerve stimulus is simply the result of an impingement of the nerve trunk by a sub-luxated vertebra. Had the vertebra been in perfect alignment so that the innervating nerves could have transmitted a normal nerve stimulus, the secretion from the bowel secreting cells would have been perfect, insuring a normal discharge of all fecal products. The inflamed condition of the appendix, no doubt, is only an effect to an existing cause, an abnormal innervating nerve energy brought about by pressure.

To remove the cause of appendicitis, therefore, would be to adjust and put into alignment the sub-luxated vertebra, if it then remains in perfect alignment, the nerve stimulus to the inflamed appendix becomes normal. As the innervating nerve force again becomes free and unobstructed the appendix assumes a normal condition of health.

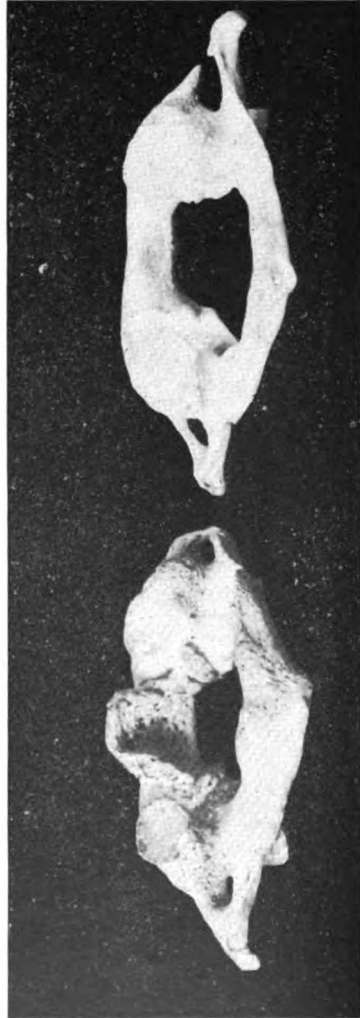
In all contagious diseases we assume that an altered innervation is the primary cause; not the germs the cause, but a sub-luxated vertebra, impinging upon the nerves, altering, as it were, all normal processes. This brings about a condition in the human system known as a predisposition, or culture ground, for the evolution and development of disease germs. For example. typhoid fever is known to be a germ disease. No one disputes this fact. Typhoid fever may follow from the drinking of water or milk that has become infected with typhoid bacilli. When these bacilli enter the human system something must take place, if the system is in any way receptive to the invasion of disease germs. We firmly believe that typhoid bacilli feed upon a culture ground entirely different from that of other forms of bacilli. In fact, we assert that every type of bacilli re-

quires for its sustenance and development a culture ground entirely suited to its needs. There is no other hypothesis upon which to base our argument. To make more clearly our point, diphtheria bacilli could not thrive and multiply upon typhoid fever culture ground. Thus, we find a difference in the products retained through the accumulation of waste. To explain more fully, an impinged nerve in the upper dorsal region will cause an accumulation of waste entirely different from, and foreign to, that produced by a nerve impinged in the lumbar region. The impingement of nerve innervating certain functioning organs will be the cause of a retention of waste that may offer to certain bacilli a culture ground upon which they may feed and thrive, while to bacilli of a different species this waste may offer nothing in the way of value to sustain them in life and the proper development which they may require. Thus, we say, contagious disease has a specific cause, and that specific cause is a depleted or irritated nerve stimulus brought about by a sub-luxated vertebra.

We assert that these diseases are but the outcome of a disturbed nerve innervation else why would we have the accumulation of waste in the system, which is nothing but the result of an improper nerve stimulus. This gives to us the key why infection takes place in some instances and not in others. We often hear it said that so-and-so did not take typhoid fever because his system was in a healthy condition. Very true; this sustains our argument that it is impossible to contract disease without there first being a condition present in the system, open to the invasion of such disease germs. To be explicit, the disease germs of typhoid must find something upon which to feed and thrive, else the individual will be immune. This principle holds good in all classes of disease.

We know that in scarlet fever different nerves are impinged from those we find in typhoid. This sustains our point of argument when we say the impingement of certain nerves will cause certain diseases, while the impingement of certain other nerves will cause diseases of an entirely different character.

It is, in short, the impingement of nerves in their respective areas, or to simplify and be more exact, the impingement of a certain nerve that paves the way for the es-



The opposite cut is of two atlases. The one on the right is normal. The other had the odontoid displaced backward, leaving a gap which Innate filled with osseous material. This exostosed condition is not the result of disease, but a growth which must be softened, decomposed and absorbed, in order that we may replace the displaced vertebrae to their former natural position.

Chiropractors are able to make conditions favorable for Innate to do this.

The length of time it will take differs, much depending upon the amount and the hardness of the exostosis.

ILLUSTRATION NO. 44.

establishment of a culture ground for typhoid fever, another in scarlet fever, still another in pneumonia, and so on down the list of all infectious and contagious diseases. Do not understand us to say that there is no such thing as infection or the transmitting of disease from one individual to another, for such is the fact. We fully maintain that infections or contagious disease are easily transmitted from one to another; but in order for infection to take place, conditions must be right. The individual who has become thus exposed cannot contract the disease if his system is in a perfect condition. The critic, no doubt, will contend that perfect health existed prior to being exposed. To all outward appearances this was so, but as disease germs can only receive sustenance from and thrive on the waste products retained and held in the body, it goes without saying that the culture ground was there, else there could not have been an infection.

Now to the basic principle, and then we are done.

Every diseased condition of the human body is primarily caused by an interrupted nerve innervation to the structure involved, and this interrupted nerve innervation is caused by pressure due to the sub-luxation of a vertebra.

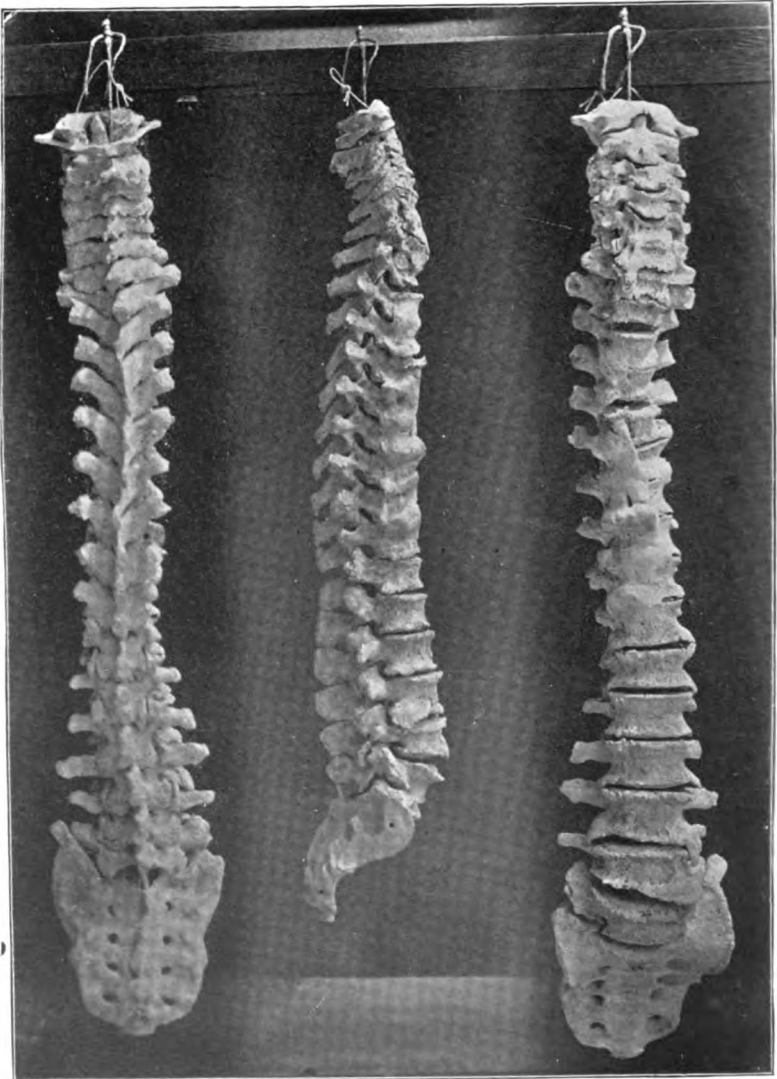
NATURAL BONE-SETTERS.

A. J. Howe, A. M., M. D., in his valuable *Treatise on Fractures and Dislocations*, on page 256, says of these Bone-Setters:

“A few individuals have gotten the credit of being natural bone setters, but their merits, so far as they go, depend more upon tact than skill; and the prevailing credulity of the people has given them more reputation for ability than might reasonably be expected from their limited success.

“A family by the name of Whitworth, in England, and another by the name of Sweet, in Connecticut, have assumed to possess these wonderful inborn qualities. For two or three generations, one or more of the male members of these families claimed to possess a secret power for reducing dislocated bones; and not a few persons of average intelligence give credit to these preposterous assumptions. Any uneducated man with a large endowment of boldness and self assurance, claiming to be a natural bone setter, could by giving every distorted joint coming in his way, a severe pulling and twisting, accomplish some cures; the successes would be heralded far and near, and the failures would pass unmentioned and unremembered; consequently he would soon gain considerable experience in handling defective joints, and if he proved to be a good learner he would acquire considerable skill in his pretended art. Having received no lessons in anatomy and surgery, success even in a single case would be accepted by the popular mind as positive evidence of innate power. Love of the marvelous is so infatuating that every age will have to endure its quota of imposters. However, it is not to be denied that these charlatans have done some good indirectly. The fact that a dislocated bone could be reduced by manipulation, without the aid of pulleys and other instruments for multiplying force, led such discreet surgeons as Dr. Nathan Smith, to put the manipulating plan into successful practice.

“The Whitworths, Sweets, and others of their order, studiously keep to themselves their plan of operation, though competent observers declare that it is not essentially different from the plan now followed by the most intelligent portion of the profession. Being aware of their



This cut represents three views of a pathological abnormal spine. Normal nerve action will remove these growths of bone. Chiropractors remove the pressure from nerves, thereby allowing them to act naturally, removing abnormal growths.

ILLUSTRATION NO. 45.

general incompetency in surgical science, these natural bone setters preferred to keep secret the little knowledge they possessed, hoping to retain this meagre advantage over those who in other respect were their superiors. Probably a similar feeling actuated the Chamberlins to keep as a secret in their family a knowledge of the obstetric forcep. Such detested selfishness, by a law unvarying as that of gravitation, will taint the name of those who in any branch of the healing art, withhold knowledge which accident or genius has placed within their power. Anything in medicine or surgery which will benefit our fellow men ought to be the common property of mankind; and he possesses a sordid spirit who from selfish motives will not promulgate a secret which will ameliorate the condition of the unfortunate. The dabbler in secrets is, by the common consent of all good men branded indelibly with the disgrace that cleaves to the quack and the charlatan.

“It seems a pity that somebody before Dr. Nathan Smith’s time did not take a hint from the Whitworths or Sweets, and study out and put in practice a principle of reduction in dislocations which was demonstrated by those charlatans to have an existence. Perhaps the spirit of the profession was too arrogant to receive suggestions from such a source. Unfortunately for the world, good ideas are often kept from seeing the light on account of the illiberality of the influential classes.”

Howe is the only author who makes mention of the “bone setters,” and reluctantly admits that Dr. Nathan Smith was the first medical man to take the cue from the Bone-Setters and adapt hand manipulations to set displaced joints. In time the Chiropractors will be given a similar credit for ability and ignorance.

The Sweet Bone-Setters live at Sag Harbor, a small town situated at the east end of Long Island, New York. The Old Doctor has been dead for several years but his children, Steven, Charles and Mary, still follow the business of bone setting. Many amusing stories are told about the Old Doctor. He was asked by a physician, where and how he got the knack or talent of setting bones. He said: “Don’t know, just came to me all of a sudden one day when I had caught a chicken and was about to kill it. But first, I began fiddling with it, and first thing I knew, I’d pulled

a bone out of place. In putting it back I pulled another out of place, and I pulled another out of place in putting that back. Then, when I'd got 'em all back in place, I got an idea I'd learn how to set bones and give up farming. So I practiced uncoupling and coupling up the bones of my dog until I learned the right twists for setting all the different bones. Guess I took that dog apart nigh onto a hundred times, on and off. He got so used to it that he seemed to enjoy it, and I do believe he missed the exercise when I let up on him."

Sweet always refused to explain to anyone, except his family, the peculiar twists that were required to set bones. The Old Doctor has migrated to a country where there are no bones to set, but his family continue the business with such dexterity and rapidity that physicians can not get the Sweet twists.

A New York drummer while at Sag Harbor heard of the Bone Setter and said: "Bet he's a fraud, and I'll prove it, too, if you fellows will bind up my shoulder so it will look as if it's broken and then call Sweet."

The shoulder was wrapped, and Sweet was summoned. When the Doctor arrived, the New York man was groaning as if suffering intensely. Sweet examined the shoulder, smiled, and told him to raise his arm. The drummer could not raise his arm, and insisted that the shoulder was out of joint.

"You bet it is stranger," said Sweet, "and they'll not get it back into place until you and your friends have paid me \$25 for putting 'em back." The amount was finally raised; then Sweet gave the man's arm a jerk or two which placed it in its socket. This reminds me of two incidents, one of which was played on me as a joke, or to find out what there was of adjustment, or to expose my business.

A certain physician, with an assumed name, called with his wife. He claimed to have neuralgia in his left shoulder, and paid me the regular fee of \$10. I failed to find any cause. He then told me who he was, that he had no neuralgia, and wanted his money back. He threatened in vain. I kept the money and he the experience. .

Rev. McCurdy, a former Methodist minister of this city, had hemorrhage of the lungs, for which he took treatments until he was well. One day, he brot Rev. Smith,

who did not believe that displaced vertebrae would cause disease. So I asked him if he ever had rheumatism. He replied in the negative. I offered to give him an adjustment in order to show him that vertebrae could be displaced, and that such would make disease. He accepted the offer, and I displaced a lumbar vertebra so as to produce sciatica. About two hours after he returned and said, "Rev. McCurdy says, if you can make rheumatism, you can also remove it." His rheumatism and skepticism was removed by replacing the vertebra.

A Fifth Avenue millionaire's mother in her seventieth year, dislocated her hip by a fall. The best physicians of New York failed to replace the head of the femur. The man of wealth had heard of Steven Sweet, and his bone setting, while out hunting in the vicinity of Sag Harbor. So he sent for him.

A day later, the door-bell of the mansion rung. The butler opened it and saw a large man with a clean, flowing white beard and clothes that were well patched. The butler asked, "Are you—ah—Mr. Sweet?" "I'm Sweet, the Bone-Setter," was the answer. The butler had expected to see a different looking man and hesitated about letting him in. Sweet became indignant and said; "I didn't come here to be kept waiting on the door step, and what is more I don't give a d— for the case."

The Bone-Setter started to return home. The butler told the millionaire of the tramp who said he was Sweet, the Bone-Setter. He was soon overtaken and the mistake corrected. Gently he handled the displaced limb; suddenly, before the onlookers knew what was being done, he gave it a twist, and with a snap the bone was put in place. "Now," said Sweet, as he returned to go away, "I'm no blundering doctor, thank the Lord; I'm just a Bone-Setter."

Fifteen minutes later Sweet left the house with a \$3,000 check in his pocket. He had asked for \$50.

I presume Sweet's bonesetting was done by knack and not strength. The doctors watched him setting bones, but could not catch onto the "secret."

MORE KNOWLEDGE ABOUT THE "SWEET BONE-SETTERS."

B. J. Palmer, D. C.

Newark, N. J., Oct. 18, 1905.

Dear Sir:—In writing of Chiropractic in *The History of Medicine*, (Maine Farmer Publishing Co., Augusta, Maine.) I aimed, with the limited space and information at hand, to tell the truth candidly with good will at heart. Whether I defined "Chiropractic" accurately is a matter which speaks for itself. I am far from being beyond making mistakes but I do not do so intentionally. I did not consult a lexicon, but rendered the term as we commonly do, with what it signifies, hand practice. But Lidell and Scott I observe, define praktikos to denote practical, effective, etc., which will justify your criticism. It would, however, have suited my martinet temper better if the science had been named Chiropraxis as being more in conformity with the Greek, and then the term Chiropractic would have been the proper adjective. But you are no worse than others.

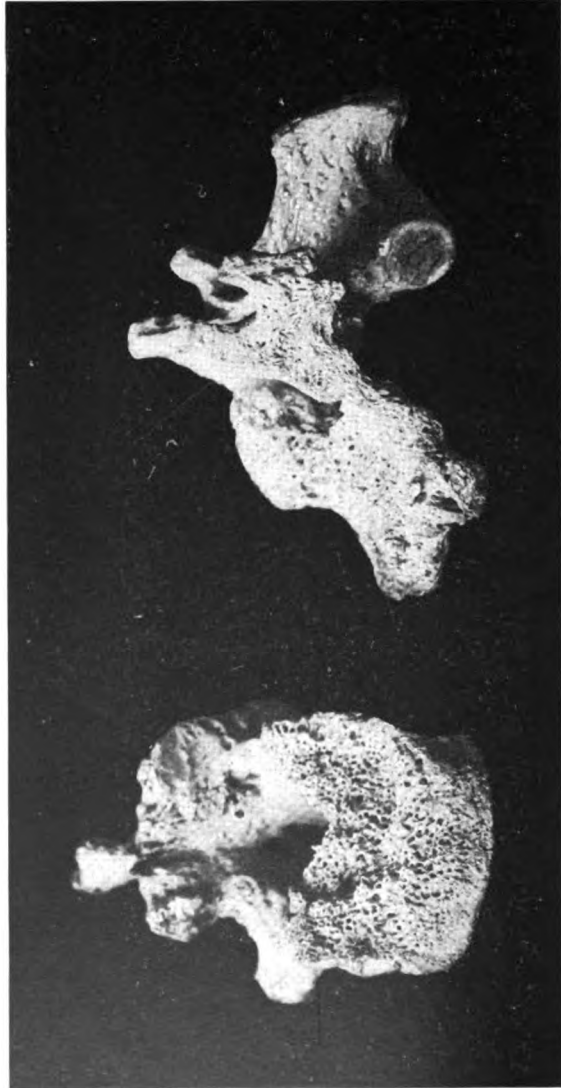
But before I attempt to pass judgement upon your procedures, I would like to see an example. I have my prejudice to surmount, altho the notion of referring all complaints back to the spinal nerves hardly seems to me supported by facts. I have been in the habit of regarding the ganglionic or sympathetic system as more truly a center of disturbance. If, however, you make cures, that is the main thing to be considered.

You need not be assured, however, that I concur heartily with your views on medical legislation and vaccination. Both are outrageous, and should be denounced by every intelligent, conscieintious man.

To impregnate a person with diseased mater, whatever the law or profit, is crime and a cruelty, as well as absolutely irrational. If anything justifies widest resistance, it is compulsory vaccination.

A few days ago a physician, a friend of mine, was conversing with an orator in Providence, R. I., and took the occasion to speak plainly of the "facts" and humbugging utterances, now so common with the profession. "Do you say this publicly?" the other asked. "I do," he replied. "But," pleaded the other, "we want business."

There is the secret of the obstinate persistence in re-



These cuts show what is left of the last two dorsal vertebrae. They were destroyed by caries; the owner died while he was passing thru the period of excessive heat, known to M. D.'s as fever.

If the patient lives thru this stage of disintegration, the gap made by the extrusion of granulated bone may be bridged over by a butress of callus material, making the spine strong, but with the loss of mobility, or what is left of the two bodies may come together and coalesce, making an angular kyphosis.

Vertebrae have arteries, veins and nerves. They are furnished with vitality; they are nourished, grown, wasted repaired; they are subject to diseased conditions analogous to the soft parts of the body.

All bones are liable to be affected by caries, but those of a spongy or cellular texture are more frequently attacked. As a rule the bodies and articular processes are only affected by ulceration; the excessive disintegrating heat being conducted to those parts by the intervening cartilage.

gard to vaccination. A large part of the profession are conscious of the utter uselessness of vaccination, but they "want business."

As for the medical statues, those which we now have, bad as they are, they constitute only a beginning of what is contemplated. The "elevating of the standard" of instruction has little to do with any endeavor to have able and better practitioners, but only to make the study so expensive that only a few will undertake it. One of the exploiters of the policy set it forth that thus, only spoke ten thousand students would be in the medical colleges and two thousand of these would graduate each year, which would supply the number of new doctors required.

To facilitate this national Board of Examiners was to take the place of the present State Boards, and the license would be universal.

The result thus aimed at, was not only to have the parent school supreme, but also, that henceforth physicians would be gentlemen.

All Homeopathsists, Electics or what not, who foster and support medical laws, are thus helping drive nails in the coffin of the respective schools and to destroy their own brethren.

Mr. Lincoln's Gettysburg speech can thus be paradoxical, by a government of the People, by the Doctors, for the Doctors.

What then for the acknowledgement, so often made by learned men or their workers who prowl like jackals around legislatures, that on the whole the medical profession is the source of more injury than benefit to human beings.

In the paper which you recently published in relation to the "Natural bone-setters" the Sweets, you repeated things that were not correct. Their origin was mis-stated and their methods hardly received justice. I care nothing for the authority to which you applied. I know something of what I am saying.

The ancestors of the Sweets has an office in the British Army and taught his art to his children. They made their home first at Kingston, R. I. They were all carefully instructed in their art but it seems to have been a rule with them that only one should engage in the business in the same town.

It may be that some of them were tricky and charlatans, but as a general fact, they were simply country folk, hardly as wary and wordly wise as others. They were herbalists as well as bonesetters and procured their own simple remedies in the woods and fields.

One of them lived and died in Newark. He was plain in manner, unpretentious, but diligent in his pursuit. When in the office he stayed behind the counter with his coat off and sleeves rolled up. His tact and perception, however, seemed almost superhuman, and his probity could not be questioned.

Dr. Job Sweet represented the family at Kingston in the time of the Revolution when the French troops under Rochambeau were stationed at Newport, his services were employed with them as a surgeon. The daughter of Aaron Burr while yet a young girl had the misfortune to dislocate her hip. Col. Burr sent for Sweet to come to New York and replace the limb. He came by ship, but was with difficulty persuaded to enter Burr's carriage at the pier, lest there was some contagion. Coming to the house in Richmond Hall, now Varick street, he greeted his patient and then applied a salve or ointment to the region of the injury. After some hours, as he was about to go to bed, he asked to see her again. In a moment he had replaced the bone then calling for a staff he made her walk. Next day many people and a score of physicians came to see the operation but Sweet had returned to the ship and was on his way home to his blacksmith shop.

Perhaps I am visionary, I do believe in a world beyond the present one, and in a power of perceiving what is not commonly known. There is somewhat of the mystic in my mental composition. I think that members of the Sweet family were "gifted." They were not educated in books any more than their neighbors, and did not make vain pretensions. Old Job Sweet once visited Boston and a physician took him to the anatomical museum. Passing by a mounted skeleton he stopped and called attention to it. "I never saw a toniny before," said he, "but that bone in the foot is wrong side up." This was disputed, but he changed its position, knowing that he was correct. The late Thomas A. Hazard stated this in his *History of the Hazard Family*, and his veracity and intelligence are beyond question.

A son of Job Sweet was operating upon a patient with a broken thigh, a bystander who knew him to be uneducated asked him how he was able to replace the bones so exactly. He replied that he could not tell, but that he was as certain of the position of the bones when he was operating, as tho he saw them with the naked eye.

A grandson equally gifted made the following statement, "I see the bone that I am going to set just as plainly as if it had no flesh upon it."

Mr. Joseph P. Hazard of Peona Dale, R. I., having in some athletic exercise, displaced the semilunar cartilage in one of his legs, applied to various surgeons, Dr. Hazard among the rest. The told him that to restore it was beyond the surgical art, he must carry his leg bent up all his life. He visited John Sweet, a farmer at work in the hay field, and secured his promise to give him his attention. At night-fall he came, well braced by a strong dram of liquor, as tho nerving himself for a stubborn task. It need not be told that he hurt his patient mercilessly. But the crooked leg was made straight. Sweet gave a few directions and went away.

Some days later Mr. Hazard visited to pay him for the operation. "I have to do a good deal for nothing," said he, "and I must charge you pretty high." The bill was two dollars. Such were the Sweets in Rhode Island.

In 1843, William Lloyd Garrison, the father of the anti-slavery movement and editor of *The Liberator* in Boston, spent the summer at the home of the Fourrerit Association at Northampton. Mrs. Garrison met with an accident injuring her foot. After an unsatisfactory consultation with several surgeons, they repaired to Hartford, where one of the Sweets lived. He speedily adjusted the bones of the injured foot as if by magic. Mr. Garrison was enthusiastic in praising his ability.

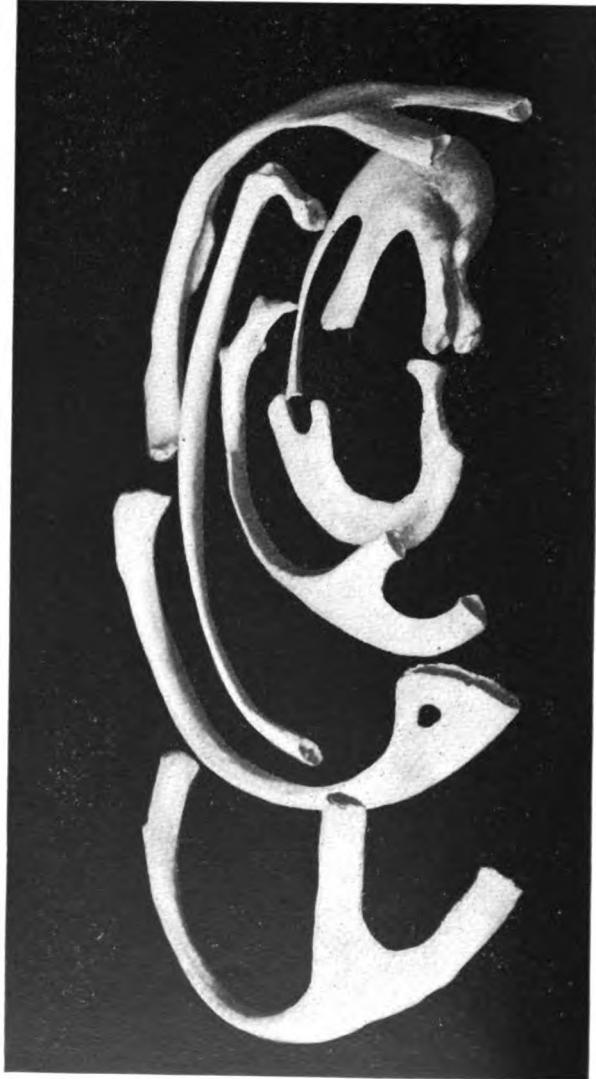
Some years ago, it is said, a Dr. Reid of Rochester, N. Y., obtained knowledge of the Sweet procedure and announced it to "the Profession" as his own discovery. I have heard the late Dr. Morton Robinson of Newark describe it. He was a fellow townsman of the Sweets in Rhode Island himself, a descendent of the Hazard family and for years a partner of Dr. Jonathan Sweet in Newark. His explanation was very simple. It was by first relaxing the tension

of muscles that were involved and then replacing the bones where it belonged, following the same route which it had taken when fractured or dislocated. In this way there would be little injury, and the torments to which patients had formerly been subjected would be obviated.

I have told a long story, longer perhaps than you have patience to read. It is at your service, in whole or in part, for publication or the waste basket. But it is true to the dead, as well as the living.

Alexander Wilder, M. D.

11 12
13 14
15 16
17 18
19 20
21 22
23 24
25 26
27 28
29 30
31 32
33 34
35 36
37 38
39 40
41 42
43 44
45 46
47 48
49 50
51 52
53 54
55 56
57 58
59 60
61 62
63 64
65 66
67 68
69 70
71 72
73 74
75 76
77 78
79 80
81 82
83 84
85 86
87 88
89 90
91 92
93 94
95 96
97 98
99 100
101 102
103 104
105 106
107 108
109 110
111 112
113 114
115 116
117 118
119 120
121 122
123 124
125 126
127 128
129 130
131 132
133 134
135 136
137 138
139 140
141 142
143 144
145 146
147 148
149 150
151 152
153 154
155 156
157 158
159 160
161 162
163 164
165 166
167 168
169 170
171 172
173 174
175 176
177 178
179 180
181 182
183 184
185 186
187 188
189 190
191 192
193 194
195 196
197 198
199 200
201 202
203 204
205 206
207 208
209 210
211 212
213 214
215 216
217 218
219 220
221 222
223 224
225 226
227 228
229 230
231 232
233 234
235 236
237 238
239 240
241 242
243 244
245 246
247 248
249 250
251 252
253 254
255 256
257 258
259 260
261 262
263 264
265 266
267 268
269 270
271 272
273 274
275 276
277 278
279 280
281 282
283 284
285 286
287 288
289 290
291 292
293 294
295 296
297 298
299 300
301 302
303 304
305 306
307 308
309 310
311 312
313 314
315 316
317 318
319 320
321 322
323 324
325 326
327 328
329 330
331 332
333 334
335 336
337 338
339 340
341 342
343 344
345 346
347 348
349 350
351 352
353 354
355 356
357 358
359 360
361 362
363 364
365 366
367 368
369 370
371 372
373 374
375 376
377 378
379 380
381 382
383 384
385 386
387 388
389 390
391 392
393 394
395 396
397 398
399 400
401 402
403 404
405 406
407 408
409 410
411 412
413 414
415 416
417 418
419 420
421 422
423 424
425 426
427 428
429 430
431 432
433 434
435 436
437 438
439 440
441 442
443 444
445 446
447 448
449 450
451 452
453 454
455 456
457 458
459 460
461 462
463 464
465 466
467 468
469 470
471 472
473 474
475 476
477 478
479 480
481 482
483 484
485 486
487 488
489 490
491 492
493 494
495 496
497 498
499 500
501 502
503 504
505 506
507 508
509 510
511 512
513 514
515 516
517 518
519 520
521 522
523 524
525 526
527 528
529 530
531 532
533 534
535 536
537 538
539 540
541 542
543 544
545 546
547 548
549 550
551 552
553 554
555 556
557 558
559 560
561 562
563 564
565 566
567 568
569 570
571 572
573 574
575 576
577 578
579 580
581 582
583 584
585 586
587 588
589 590
591 592
593 594
595 596
597 598
599 600
601 602
603 604
605 606
607 608
609 610
611 612
613 614
615 616
617 618
619 620
621 622
623 624
625 626
627 628
629 630
631 632
633 634
635 636
637 638
639 640
641 642
643 644
645 646
647 648
649 650
651 652
653 654
655 656
657 658
659 660
661 662
663 664
665 666
667 668
669 670
671 672
673 674
675 676
677 678
679 680
681 682
683 684
685 686
687 688
689 690
691 692
693 694
695 696
697 698
699 700
701 702
703 704
705 706
707 708
709 710
711 712
713 714
715 716
717 718
719 720
721 722
723 724
725 726
727 728
729 730
731 732
733 734
735 736
737 738
739 740
741 742
743 744
745 746
747 748
749 750
751 752
753 754
755 756
757 758
759 760
761 762
763 764
765 766
767 768
769 770
771 772
773 774
775 776
777 778
779 780
781 782
783 784
785 786
787 788
789 790
791 792
793 794
795 796
797 798
799 800
801 802
803 804
805 806
807 808
809 810
811 812
813 814
815 816
817 818
819 820
821 822
823 824
825 826
827 828
829 830
831 832
833 834
835 836
837 838
839 840
841 842
843 844
845 846
847 848
849 850
851 852
853 854
855 856
857 858
859 860
861 862
863 864
865 866
867 868
869 870
871 872
873 874
875 876
877 878
879 880
881 882
883 884
885 886
887 888
889 890
891 892
893 894
895 896
897 898
899 900
901 902
903 904
905 906
907 908
909 910
911 912
913 914
915 916
917 918
919 920
921 922
923 924
925 926
927 928
929 930
931 932
933 934
935 936
937 938
939 940
941 942
943 944
945 946
947 948
949 950
951 952
953 954
955 956
957 958
959 960
961 962
963 964
965 966
967 968
969 970
971 972
973 974
975 976
977 978
979 980
981 982
983 984
985 986
987 988
989 990
991 992
993 994
995 996
997 998
999 1000



One normal and seven anomalous ribs. Chiropractors should know not only the normal bones of the skeletal frame, but also the abnormal, for it is the latter with which we have to deal as practitioners.

ILLUSTRATION NO. 47.

ACCIDENTAL CHIROPRACTIC
BLOW IN BACK CURES PARALYSIS.

Hughes' Fifth lumbar Vertebra is Jarred to Place by Left Hook.—Drops Crutch and Cane.—Supposed Hopeless Case Yields to Novel Cure.

One simple left hook in a friendly manner upon Frederick Hughes' fifth lumbar vertebra, after Mr. Hughes had suffered from partial paralysis, caused by a railroad accident, for two years did more for him than all the science possessed by half a dozen leading physicians of El Paso, Tex. The simple left hook delivered by Frank Fox, a railroad man, about 10 o'clock last Sunday morning, jarred into position the fifth lumbar vertebra and Hughes regained control of his limbs.

For a moment the blow stunned him. He staggered forward, dropped his cane and crutch and just as he sank to the sidewalk in front of the Comstock saloon on West Second South, where the affair took place, he was caught by Fox. Realizing Hughes' delicate condition, Fox feared that he had killed him and called for help. Before Hughes' friends reached him, he straightened up slowly. He seemed for a minute or two to be dazed and semi-conscious. Fox held him and spoke to him several times. As Hughes recovered he said to Fox:

"Why, I feel all right, old man. I know you didn't think before you hit me."

Fox offered him an apology and asked him if he could stand all right. Hughes replied that he could and took a step or two forward assisted by his cane and crutch. In the middle of the sidewalk he dropped his crutch and exclaimed:

"My God, I can walk," and started down the street unassisted. He walked into the cigar store in the entrance of the Comstock saloon, to the amazement of his friends.

"Why, I feel like a new man"; he said, slapping Tim O'Brien on the shoulder and walked out on the sidewalk again.

Several of Hughes' friends went after him and brought him back. They tried to argue with him, but Hughes insisted on taking a walk about the city. O'Brien handed him his cane and told him he had better use it until he be-

came stronger. Hughes threw it to the floor and insisted that he didn't need it.

Breaks Cane and Walks Away.

It was handed to him again and this time he raised his leg, something that he had been unable to do for two years, and broke the cane across his knee. This ended the matter and Hughes walked about with his friends for some time before he went to his room at 168 West Third South street. Since then Hughes has taken his daily walk and he is gradually becoming stronger, although he feels the effect of a tiresome walk now. The morning after the affair took place the muscles across his back were sore, but now he feels perfectly well.

"When the blow was first struck," Mr. Hughes says, "it stunned me. The sensation I experienced I am unable to describe. For a moment I was almost unconscious. Everything was black and hazy, but I remember that a severe pain shot through my body. As I recovered the blood seemed to surge through my body and I could feel the tingle in the fingers and toes. It seemed that all the strength possessed by a man of my physique entered my body all at once. I felt lively and active for the first time since I was injured in El Paso.

"I took a couple of steps on my crutch, and discovered that there was life in my limbs. I didn't have to drag them along, and when I fully realized the situation I threw down my cane and walked off. There was never a happier man lived than I am today. I have a damage suit pending in the circuit court in El Paso, but I would rather have the use of my limbs than all the money you could stack in a box car. Some of my friends say that this will injure my chances of getting judgement against the railroad company, but that doesn't matter as long as I can walk.

Case Pronounced Hopeless.

"The accident happened while I was employed in the M., K. & T. yards Feb. 17, 1903. I was a switchman there and worked most of the time on the night shift. I was on top of a line of boxcars when an engine smashed into them and knocked me off. *I struck my back across the rail* and when they found me I was paralyzed. I was removed to the hospital and leading doctors of El Paso took my case. For eight months I lay in the hospital and all hope of my

recovery was given up. I got considerably better, and a year afterwards was only partially paralyzed. Since then I have gone about on crutches and have taken a number of treatments. They helped me considerably and lately I have only used one crutch and sometimes only a cane. I was unable to raise my feet from the ground, but managed to get along by dragging them along with me. I wear out a pair of shoes every two weeks, but I think now that my suffering is a thing of the past.

“Say, that certainly was a lucky blow. Fox thought he had delivered a knockout for keeps, but instead it cured me. I would not suggest that kind of treatment as a sure cure, but it did the business in my case.

“The doctors at the hospital were puzzled over my case, but *they located the trouble in my fifth lumbar vertebra*. They took half a dozen X-ray pictures of my spine and *attempted to find the injury, but it was certainly a puzzle*.

“Well, that is the history of the whole affair, and one can see for himself that I am about all right. Of course, my legs and knees are weak, but I think that in a short time I will be able to walk as good as I ever could.”

Hughes is nearly six feet in height and well built. He weighs about 190 pounds and is not more than 30 years of age. He has been in Salt Lake for several months, living with his brother. Hughes intends to go back to El Paso in a short time to look after his damage suit, which is pending in the courts there.

Physicians were consulted yesterday about Hughes' case, but they said *it would be almost impossible to state positively just how the blow acted upon the vertebra*. It would be necessary, they say, to have an X-ray picture of the spine before and after the blow was landed. It is evident, Dr. T. B. Beatty said yesterday, that there was not much of a dislodgment of the bone or the blow would not have acted upon the injury in that way.—*Salt Lake Herald, Nov. 19th, 1905*.

The above is a case where an accidental adjustment of the fifth lumbar produced the change that a Chiropractor would do intelligently and scientifically.

If such are made unintentionally by chance, what should be expected by those who make the replacing of vertebrae a specialty?

She Has Slept Eight Months.

Strange Experience of Miss Florence Ryan at Syracuse, N. Y.—Asks For the News.

Syracuse, N. Y., Nov. 28.—For 8 months Miss Florence Ryan of this city slept. One night she became conscious and she improved all day, being able to converse with the family. She has not been asked anything about the long sleep and does not realize that she has been practically dead for eight months.

On March 7 the girl, who is about 20 years old, sunk into a stupor from which it was impossible to awaken her. Dr. Florence O'Donohue did his best and prominent physicians were called in consultation, all to no benefit.

The cause of the trouble was a fall on the street, which resulted in paralysis. A few days after the fall she exclaimed, "I'm so tired," and then went into the sleep from which she could not be aroused.

During the eight months liquid food has been injected, this being the only nourishment taken into the system. The family has been watching night and day for some sign of returning consciousness. Her sister, Kathleen Ryan, was reading a newspaper when she was startled by hearing her sister say: "Read me some of the news." These were the first words the girl had spoken for eight months.—*Democrat, Nov. 18th, 1905.* L

In the above case, there was a displacement of the atlas; it pinched the portion of nerves which Educated Intelligence managed. The Innate nerves were not impinged, therefore, the vital functions were performed in a normal manner.

A competent Chiropractor would have adjusted, replaced the vertebra, which was slightly displaced, thereby removing the pressure, and restored the normal action of Educated nerves.

Had Been helpless Cripple for Years. But Now She is Able to Walk Without Assistance—Friends and Physicians Are Mystified.

Pasadena, July 27.—For several years Miss Alice Dane, daughter of Mr. and Mrs. Dane of East Washington street, has been a sufferer from spinal trouble, which left her almost a cripple. Last week Miss Alice slipped and partially fell down stairs, striking sharply against the edge



The specimen on the left was crushed by an accident. The original owner lived for some time after; this is attested by the crushed comminuted condition being healed. The one on the right is pathological and was compressed by muscular action while it was softened by excessive heat. This period is known to medical men as fever. This specimen shows that the patient died while he was passing through the overheated condition.

ILLUSTRATION NO. 48.

of the stairs. *Instantly* the pain which had been constant left her. She was frightened at the sudden change, fearing that any movement would bring back the old feeling of helplessness and misery. The family carefully placed her on a longue, fearing serious injury from the fall. But to their surprise, Miss Alice soon came walking into the dining room without her crutches and talking naturally.

The recovery seems complete and has created quite a sensation among her many friends, who have sent her many congratulations. What makes the recovery more remarkable is that for years Miss Dane has been treated by the leading physicians of Pasadena and Los Angeles, but none of them could restore her to health. In fact, none of the doctors held out any hope of her ever recovering from her deplorable condition.—*Los Angeles Herald, July 28, 1903.*

By accident this young lady was given a crude Chiropractic adjustment. *The frightful fall jerked into place vertebra, which for years, had pinched nerves controlling the spine*, whereas, she was a "helpless cripple," now is walking easily and freely. Pressure was removed, nerves resumed their functions and ability to walk was restored.

Under the adjustment of a skillful Chiropractor the same results would have been obtained years before, and the "severe fall" modified into an adjustment.

Dislocates Spinal Cord.—Goes Five Weeks Before Doctor Discovers Condition.

San Leandro, July 22.—Leslie, the young son of John Vogt, chief of the Fire Department, is lying at his home critically ill as the result of dislocating his neck. The lad, while camping with his brother in Crow canyon, back of Haywards, last month, *fell off his horse*. The fall did not hurt him much and he went about his daily pleasure and duties as usual.

After going for five weeks with his *spine* in a condition that usually causes paralysis or death, the boy complained that he was ill and took to his bed. He was wasting gradually away and the symptoms, as they appeared to Dr. B. F. Mason, seemed to indicate malaria. The boy lost flesh rapidly and a consultation of physicians was held. A careful examination of the boy was made by Dr. Mason and Dr. Coleman, and it was found that *two of the vertebra had "knuckled" at the base of the neck. The bones were put in*

place again and the boy has an even chance of recovering.

He did not tell his parents of his camping accident until the physicians discovered that his *backbone was out of joint*. Owing to the lack of circulation the boy's legs were cold below the knees before the operation was performed. Dr. Coleman said the accident caused an injury, that is practically the same as the breaking of neck, and it is surprising that the child lived after his fall.—*San Leandro, Cali. Times*.

John Korugiebel, employed by a lumber and coal company at Waterbury, Conn., sneezed so hard that he dislocated his lumbar vertebrae. His body is bent at a right angle and he suffers intense pain.—*Chicago Record-Herald*, Nov. 1, 1905.

The above accidents demonstrate Chiropractic Luxations and their following symptoms caused by pressures upon nerves as they emit thro the intervertebral foramina. The M. D. recognizes only a *complete* luxation, a dislocation, a Chiropractic luxation being a *partial* dislocation, or what we are pleased to term sub-luxations.

SEROUS CIRCULATION.

Water is a liquid food which is digested and assimilated. It is acted upon, first, by saliva, then to stomach, in brief, passes thro all changes same as solid foods, thence to small intestine where true digestion and assimilation takes place.

Solid and liquid foods are here acted upon, each by its chemical affinities but, upon absorption, a discrimination of its textures takes place. The chyle (representing nutritive qualities of solid foods) acted upon by blood capillaries and taken to every tissue cell for utilization.

Liquid food (serum) is also absorbed but by a distinctly separate and complete serous circulation. This is as thoro, as to starting and ending, as the arterial or venous circulations.

Closely investing every organ and thoroly entering every tissue is its serous membrane, known under many various names, according to location—pericardium, endocardium, pleura, serous connective tissues, etc., etc.

No physiology or anatomy gives these new thots. It is considered by *The P. S. C.* students to be as great a discovery as that of nerves heating the body. The greater percentage (2-3) of the body is water, therefore its abnormal, or intercepted functions represent a greater number of diseases. Dr. Brubaker, in his *Quiz-Compend on Physiology*, page 29, says:

“Water is the most important of the inorganic constituents, as it is indispensable to life. It is present in all tissues and fluids without exception, varying from 99 per cent in the saliva to 80 per cent in the blood, 75 per cent in the muscles to 2 per cent in the enamel of the teeth. The total quantity contained in a body weighing 165 pounds is 115 pounds.” (66 per cent.)

The small intestine is the true distributor from inside outward, and it is from this point that water is converted into serum. It is known as serum after having seeped, by osmosis, thro the walls of the small intestines into serous tissue. From here it completes a circle by way of all organs, and returning makes its completion at the kidneys.

The structure of the kidney is sponge-like. Its shape, that of a funnel. Its exterior surface is covered by a closely woven reticular structure investing serous membrane.

Exudation of used serum now known as urea, takes place thro this sheath, after which it empties into the many small openings to a belly (infundibuliform.) From there its size diminishes to one small tube, the ureter.

Previous to going to the kidneys a portion of urea passes thro the supra-renal capsules, where some of the chemical constituents necessary to maintain digestion are extracted from it, before passing onward for expulsion. This process can be compared with the portal circulation of the liver, where from venous blood the bile is secreted. Very little and poor would be digestion if not acted upon by this. It is an absolute necessity. Bile represents chemicals for action upon fatty, solid foods to reduce to chyle.

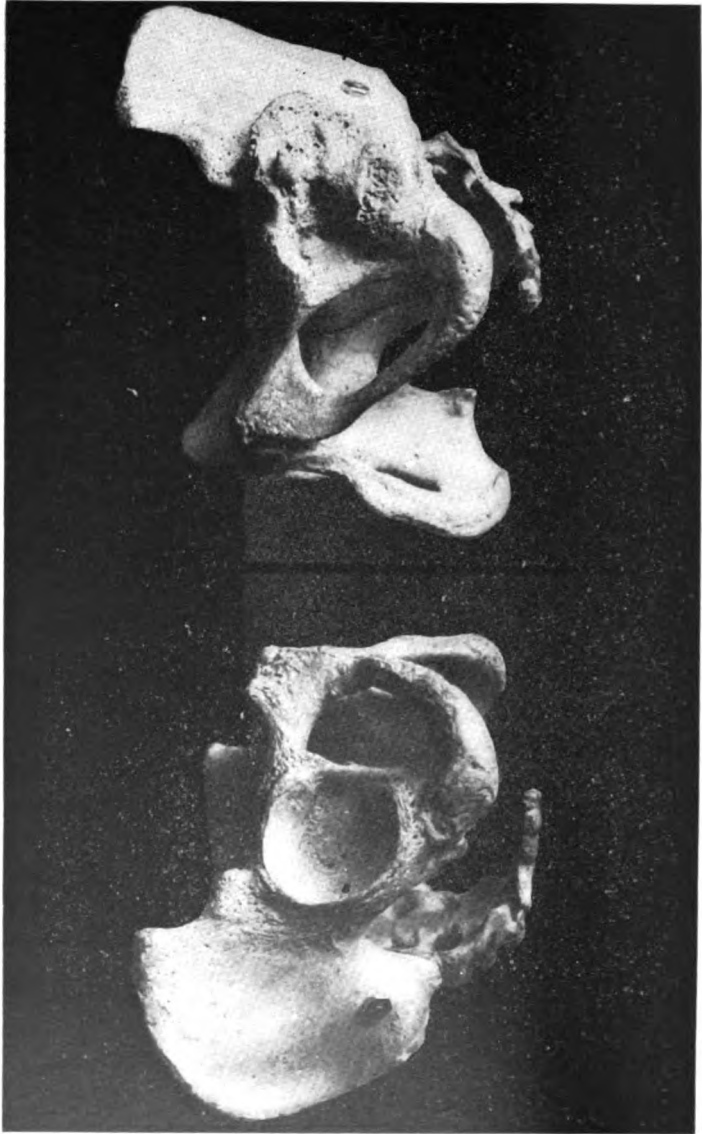
To name the secretion in supra-renal capsules is a question to be met, I am much in favor of *renine*. These capsules are composed of serous membranes, in fact, the whole skeleton of these organs, inside and out is serous tissue. For proof, we quote from *Kirke's Physiology*, 17th Ed., P. 333, which reads:

“Structure—The gland is surrounded by an outer sheath of connective tissue (Connective tissue is serous in function), which sends in fine prolongations forming the frame work of the gland.”

The specific function of these organs has never been solved up to this date. The following from the same authority, P. 334, speaks of the results, effects, symptoms, that follow a diseased condition. This is the nearest medical authority to reaching Chiropractic principles. The following quotations, in connection with the original statements, will clear the question of function performed.

“Function—The immense importance of the supra-renal capsules was first indicated by Addison, who, in 1855, pointed out the disease now known by his name. It is associated with pathological alterations of these organs. This was first tested by Brown-Sequard, who found a few years later that removal of the supra-renals in animals is invariably fatal. The symptoms are practically the same (altho more acute) as those of Addison's disease, namely, great muscular weakness, loss of vascular tone, and nervous prostration.”

“The capsules, therefore, form something which is distributed to the muscles and is essential for their normal



These cuts are of the same pelvis. The one on the left exhibits a normal acetabulum for the reception of the head of the femur. The right one displays the former cavity filled with osseous neoplasm; nerves having abnormal functions, had gradually drawn the head of the femur from its socket and Innate had filled the space. A Chiropractor returns the impinged nerves to their normal condition; the abnormal work done is changed, the neoplasm softened, disintegrated and absorbed. Chiropractic Orthopedy opens up a new field of thought for investigation. It replaces the old idea of "Mother's marks" in club-feet and other prenatal deformities, by learning the cause even before birth, and relieves the pinched nerves which cause the contractions.

ILLUSTRATION NO. 49.

tone; when they are removed or diseased the poisonous effects are the results of the absence of this internal secretion."

It has long been known that Addison's disease was fatal, because of the consequent general impairment of nutrition. With the above we demonstrate that water is the most essential food, outside of air; that the body can and does live longer without solid foods than without water. To accept that water is a food means that it must be digested and then distributed to tissue. Blood has the individual function of systemic distribution of solid food, in liquid form. To assert in addition to this, that it also distributes serum would be giving it two actions to perform, which is not the case. To place properly the function of depositing serum we must look farther than blood. The need is supplied by serous circulation, which deposits liquid food that has been assimilated by the same processes as solids. After having been utilized it is carried to the excretory organs, viz; skin and kidneys.

Recent tests have proven that in protracted fasts, living upon air and water, that the individual actually gained in weight. In short fasts more than the usual quantity of water is drunk, and especially at meal times, the stomach will be filled with water. The quantity of water being greatly in excess of normal when eating in connection with solid foods. In these instances the nutritive values from water is taken in excess to aim in making up for the deficiency of solids. It is true water food cannot entirely take the place of solid foods but in a measure will fill the demand of the body for food.

Close the pores of the body for one day and death is the result. Remove both kidneys and death is sure to follow. Dissect one kidney, the remaining one does double its work. Remove the stomach, which is today being accomplished, and the individual lives. Does this not prove the existence and value of liquid food? This shows that serious tissue, or membranes, must be in perfect circulation to maintain the normal nutritive equilibrium.

Hitherto, a disease of the supra-renal capsules has been a dangerous and surely fatal one, sooner or later. Even to interfere with serious fluid manifests its results prominently.

The function of the kidney is like that of a sponge, to suck or sap inward. This necessitates, normally, a constant vermicular motion. Excretion must correspond to the quantity taken internally, minus the substances utilized as food. As soon as the kidney's belly is full it empties its contents into the urinal reservoir, or bladder.

The functions of serum are two; 1- To moisten every tissue, with liquid, to obviate friction; 2.- To deposit from serious circulation its proportion of the whole of chemical constituents necessary to produce combustion and nutrition. This is not heat nor nutrition as yet, nor will it be until it receives the spark (nervous impulse) which sets into action the necessary motive force to utilize this combination of deposits.

Serum is absorbed water. For it to become an integral part of the cell by nutritious and combustional means, it must pass thro transforming tissue, which takes from serum its useful products, throwing unused portions forward into continuous circulation. Having passed thro the transforming tissue it is now urea, but it is not urine until absorbed by the kidneys.

Speaking of serous membrane, *Dunghlison* says; "The serous membranes are transparent, thin, and composed of one lamina. One surface adheres to other textures, the other is smooth, polished, and moistened by a serous fluid. They are arranged—in the form of sacs without apertures—as great intermediate reservoirs for the exhalent and absorbent systems, in which the serous fluid carries some time before it enters the other."

Dunghlison does not state its function or give any comprehensive knowledge of where it starts, goes to, or ends.

Instead of being "great intermediate reservoirs," it is composed of sac-like structures actually transmitting serum by seeping or osmosis. Instead of holding, as a reservoir, it is continually moving serous fluid onward. The only reservoirs in the body are rectum and bladder, and then for the collection of waste matters, only until sufficient is gathered for emptying.

We have studied the many authorities in *The P. S. C. library* and failed to find any that give any clearer knowledge than *Dunghlison*. Chiropractic has advanced new thots in this field of investigation.

All diseases indicate either too much action, feeling, heat, etc., or else not enough expression of function, health being the medium. The same exists with serous tissue,—too much serum, urea, or urine, or not enough. Either condition being abnormal and named according to its degree of manifestation.

General dropsy represents too much urea in the serous system. This is due to inability of the kidneys to sap off or gather inward the urea as it is brought into contact with it. In local dropsy, in connection with above, we find a luxation, impinging vermicular motor nerves, which does not allow sufficient nerve impulses to that local area, thus enabling them to propel onward the urea to the kidneys.

Serum, continues to gather normally, urea fails to go out; secretion of serum continues, but excretion of refuse ceases. The result is dropsy.

This deposition must be placed somewhere; if so, why is it usually deposited locally? If there is a *previous* weakness, lack of nerve impulse, a pressure upon vermicular serous motor nerves leading to limbs, thorax, abdomen, skull, scrotum, etc., then the local spot where such exists predominates as a dumping ground, and has first call as it were. The resisting or propelling power is depleted and has not the motion necessary to expel urea.

What is the thing to do. Simply adjust two causes. Kidneys need bringing up to normal tonicity. Accordingly, take off the pressure from those nerves going to the kidneys. They will then receive the normal quantity and quality of impulses. You have removed the general hindrance, and the kidneys will now do their normal work of sapping urea. Yet this alone is not sufficient to make the individual well. The cause of the specific weakness of serous as well as other tissues must also be adjusted. After which the serous tissue in this area will propel forward its excess of urea until a normal state is reached. Thus it is a combination cause and must be adjusted as such before normal conditions can follow.

The larger percentage of patients with dropsy of the limbs have had a previous weakness, as rheumatism, paralysis, etc. If ascitis, bowel or abdominal disorders, etc. If hydrothorax, lung or chest difficulties, etc.

There exists opposite condition and combination for diabetes. There are several forms of this disease, altho, to the Chiropractor, each represents a greater or less degree of pressure upon the same set of functional nerves, thus manifesting itself differently, sufficiently to make a different combination of effects known as a separate, or different disease.

In diabetes we have the stimulated condition of the kidneys, an excessive vermicular action, made so by a slight pressure upon nerves as they emanate from the spinal column in their path to the kidneys. We may, and we may not, have an excessive heat. If we do, its cause is due to additional pressure upon nerves of another function—calorific,—in the same foramina, then follows “diabetes insipidus,”—sugar in the urine, thus making the usual sediment found in this disease. This condition would not exist if we had not the excessive heat.

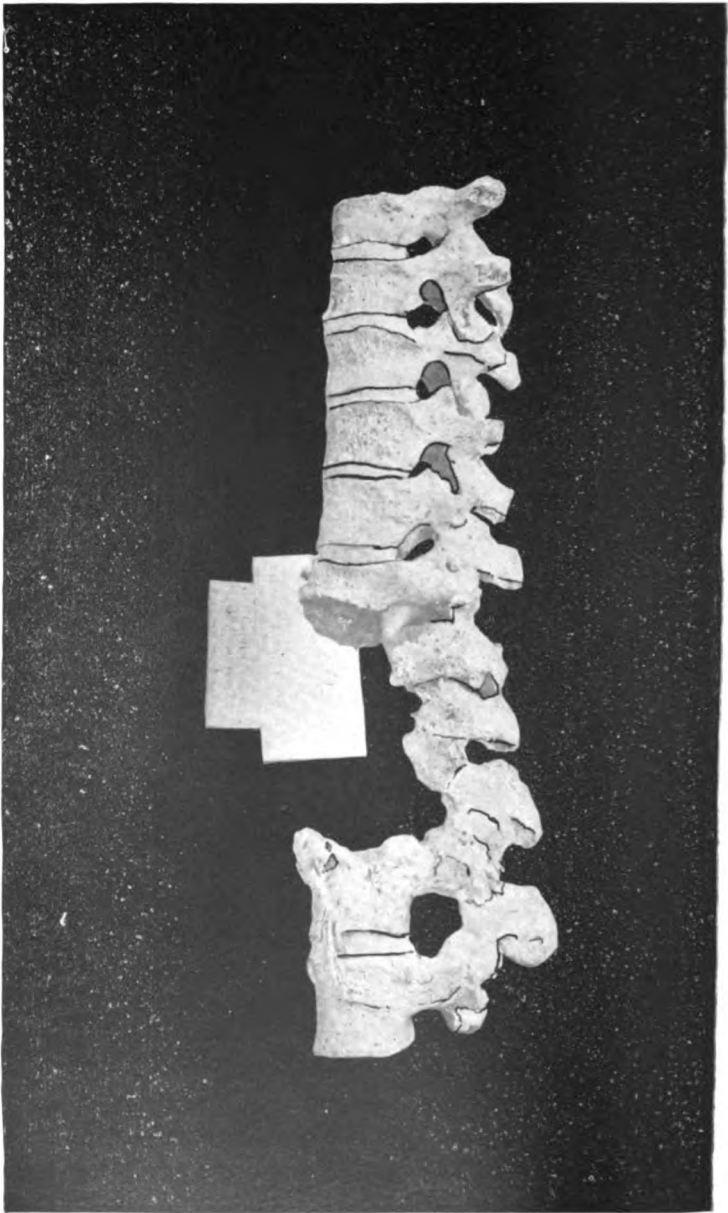
Knowing that serum permeates every tissue in the body we can see at a glance that its scope and importance are wonderful. The metabolic condition could not exist, were it not for this fact. Softness of skin also depends upon it.

Chiropractors have always adjusted kidney place in the vertebrae for all general eruptions, as scabies and eczema in its many forms.

Nerves which control serous tissue in a specific locality are heavily impinged, hence the skin or flesh becomes hard, dry and scaly, and will continue so until serous circulation is returned to normal.

Some persons have general or local shiny epidermis, representing lack of serum. If the epidermis was receiving its proportionate quantity of serum this would not occur. The individual who does not perspire at all is always subject to sunstroke for his body is unable to perform its wonted function of excretion thro kidneys and skin. If this function were normal a man could stand a heat of 300F. This would necessitate a corresponding perspiration or sweat, the urea exudating accordingly.

Recently a patient complained of perspiring only on one side of the body, this indicates that this one-half is not performing its wonted duty. He suffers with heat on that side. Adjustments have not restored that to normal condition.



Caries of the spine. Pott's Disease. 14th to 23rd vertebrae. 19th to 22nd are greatly destroyed. 20th to 21st have processes left. The proximal portion of left floating rib is ankylosed to 19th vertebra. Were the fimbriated exostoses a portion of the destroyed vertebrae removed and deposited on the original surfaces of other vertebrae?

ILLUSTRATION NO. 50.

In addition to dryness and harshness of skin, suppose that we produce an additional pressure upon nerves which control the utilizing of nutrition in that specific locality. Dry skin already existed and in addition we take from it nutrition; the cuticle then dies and eczema in one of its numerous possible forms appears, the degree of manifestation depending entirely upon how great a pressure upon nerves controlling those functions exists at the spine.

The study of the serous tissue, its circulation, its functions and how performed under normal and abnormal conditions is unlimited.

CHIROPRACTIC EXPLAINED BY CONTRAST.

The Osteopathic Physician of Chicago, Vol. 9, number 2, contains a two page article, headed, "*Chiropractors Are Faking Osteopathy Shamelessly.*"

The medical journals accuse the Osteopaths of using some of their ground which they have neglected to till. They state that manual therapeutics is a part of their practice. The practitioners of Massage and Swedish movements have always disputed the Osteopath's right to use their methods without due credit. This winter the physicians of all the drug schools of New Jersey are opposed to the progressive movements of the Osteopaths. They state, "Osteopathy is not a system of medicine, but only a branch thereof, chiefly massage and manipulation, and therefore, is not entitled to state recognition as a system.

"The remedial agents employed by Osteopaths are familiar to and employed by physicians of all schools of medicine in the treatment of certain conditions." The Osteopaths talk no worse about the Chiropractors.

Chiropractors have never been accused in print of purloining the practice of medicine; but on the contrary, they state that Chiropractic is no science, that the principle upon which Chiropractic is founded, have no existence, that sub-luxated vertebrae are not to be found, and that if such were the case, it would be an impossibility to replace them by hand. They have never been accused by the Masseur of using their manipulations; nor by the practitioners of Swedish movements, of using their gymnastics.

Osteopathy simulates Allopathy in physiology, pathology, bacteriology, diagnosis, therapeutics and hygiene. Chiropractors differ from the M. D.'s and D. O.'s on these branches.

Osteopathy was founded on Massage and Swedish movements; their manipulations and kinesiatics are largely of those two systems.

Osteopathy "is one of the most blatant cases of piracy on record;" for they have appropriated the intellectual medical branches named above, and arrogated to themselves the kinesitherapy of the Masseur and the Swedish movements.

We are not "telling half truths in regard to Osteopathy," yet we have not told the whole truth. Osteopaths

have made their brags that they would take what there was of Chiropractic and include it in Osteopathy. By using less of Osteopathy and more of Chiropractic they have reduced their length of treatments to about one-fourth of what they used to be.

The writer of the article in question, Asa Willard, D. O., Missoula, Montana, says "that displacements from the basic and occupy the bulk of Osteopathic literature." Such is true. But the displacements are of the pelvic viscera, and not of individual vertebrae.

In order to show the reader what Osteopathic displacements are, we quote from *The Philosophy and Mechanical Principles of Osteopathy*, by Dr. A. T. Still, page 174: We feel that we have proven the frequent and even common occurrence of 'wreckage' of the bowels, bladder and womb, held down by contracture of the abdominal wall, the weight of the bowels with their contents, the womb and its congested body, and all attached membranes and fascia, with the added weight of congestion caused by detained venous blood. Further wreckage continues by interference with the arterial blood, which is stopped from reaching its natural landings. Another consequence is a great enlargement of the veins, lymph cells, cysts, and tubes of receipt and distribution. The excretory channels also become shocked and confused as effects of the first pelvic wreck. From that confused pile of wreckage we can easily account for the formation of tumors on the uterus, bladder, rectum, and for all diseases of the abdominal viscera, such as tuberculosis of the bowels, kidneys, liver, pancreas, and spleen. All these effects are possible, all are reasonable, and all are indisputable effects that follow wreckage of the organs of the abdomen."

Dr. Still states in the above, that all diseases of the abdominal viscera, the internal organs of the body, even tumors, are caused by "that confused wreckage;" displacements of the *organs* of the body form the basic principles of Osteopathy.

If the reader will observe the above closely, he will see that Dr. Still emphatically states that not only the displacements of the internal viscera cause all diseases of those organs, but behind is the "interference with the arterial blood" and "congestion caused by detained venous blood."

Chiropractic literature attributes the cause of diseases to sub-luxated joints, more especially of the vertebral column, which impinge nerves, causing abnormal functions, which when improperly performed, whether in excess, or a lack of, create conditions which we name disease.

Dr. A. T. Still, the founder of Osteopathy, in the above passage, and many others, gives displacements of internal organs caused by "detained, stagnant, stoppage of, and obstructed blood" as the primary cause of disease.

The P. S. C. the parent school of Chiropractic, states that all diseases have their cause in displacements of the joints of the skeletal frame, more particularly the vertebral column.

Dr. Still's book on Osteopathy has 319 pages, 33 lines to a page. In all his explanations, as to the cause of disease, he never refers to, or uses the term 'sub-luxation,' that which the Chiropractor states emphatically is the cause of all diseases. How would this book, the P. S. C. text book on Chiropractic, look if it did not refer to, or use the word "sub-luxation?"

Remember, Dr. A. T. Still's education was medical, that it is difficult for one so taught to get away from those ideas so thoroly instilled in him.

For fear that some persons may think that "care is taken to avoid using anything in reference to spinal luxations, their effects on nerves, and resultant diseased condition from these half quotations," we will give the only eight lines on the spine found in four places in the aforementioned work :

On page 39 I find, "He should remember that slipped or twisted vertebrae and ribs must be sought out and adjusted, giving intercostal nerves thorough freedom to act and soften muscles and let blood loose to feed and nourish the whole spine. I contend that the curing comes direct from the liberation of the inter-spinous and costal nerves, freed from bone pressure on the nerves of motion, sensation and nutrition."

Dr. Still, here, contends for liberating the "interspinous and "intercostal nerves," those *between the spine and the ribs.*

He does not refer to, or say a word in regard to nerves being impinged by a Chiropractic sub-luxation which occludes the spinal foramina.



Distal $\frac{1}{2}$ of femur. Necrosis. Sequestrum in involucrum. Hypertrophy of anterior and articular distal end. Posterior erosion—caries. See compensation—enlargement of part to strengthen weak places.

ILLUSTRATION NO. 51.

On page 81, for "Erysipelas or any disease of the head," he says, "I want you to adjust the bones of the neck and let blood flow to and feed the nerves and muscles of the neck and stop the constrictures that have been holding the blood in check until it has died for want of air."

Osteopaths adjust the bones of the neck for erysipelas. Chiropractors, the last dorsal. Osteopaths do so to let blood flow. Chiropractors to free nerves. Osteopathy says blood feeds the nerves and muscles. Chiropractors prove that nerves and muscles control circulation. Osteopathy, erysipelas is dead blood held in check by constrictors. Chiropractors hold that the superficial inflammation of the skin, named erysipelas, is the peripheral ending of inflamed nerves.

Who is doing the faking? Osteopaths who learn Chiropractic principles, do well. But they should be honorable enough to give Chiropractic due credit. When an Allopath takes in all of Osteopathy, he is no longer a practitioner of Allopathy. *When Osteopaths use the low table, the movements, and the principles of Chiropractic promulgated by its parent school, The P. S. C., they are no longer practitioners of Osteopathy.*

On page 121, under a section headed, "The Heart," "Thus life is supplied at each stroke of the heart with blood to keep digestion in full motion while other supplies of blood are being made and put in channels to carry to the heart."

Chiropractors have discovered that nerves control and perform the action of digestion—not blood.

"Much depends upon the heart, and great care should be given to its study, because a healthy system depends almost wholly on a normal heart and lung."

Chiropractors comprehend that the action of the heart, like that of other organs, is controlled by nerves, that they are managed by Innate, that when free to act normal, there is health. That much depends upon the nervous system. Great care should be given to its study, because health depends upon its freedom to act.

"The study of the framework of the chest should be done with the greatest care. Every joint of the neck and spine has much to do with a healthy heart and lung, because all vital fluids pass through the heart and lungs, and

any slip of bone, strain, or bruise of muscle or nerve will affect to some degree the usefulness of that fluid in its vitality, when it is appropriated in the place of the organ it should sustain in a good healthy state. The Osteopaths' first and last duty is to look well to a healthy blood and nerve supply. He should let his eye rest day and night on the spinal column, to know if the bones articulate truly in all facets and other bearings, and never rest day or night until he knows the spine is true and in line from atlas to sacrum, with all the ribs in perfect union with the processes of the spine."

Why does Dr. Still insist on the spine being in line from atlas to sacrum? Because "any slip of bone * * * * will affect to some degree the usefulness of that fluid." Not a word, or even a hint, is here given, in regard to sub-luxations closing one or more of the 50 intervertebral foramina. That which is Chiropractic is noticeably lacking.

Dr. Willard tries to bring the founder down to date by saying, "From this Dr. Still reasoned further that there must be a cause for the improper functioning of these nerves. In the same year, 1874, he discovered it to be in most cases due to sub-luxated vertebrae."

If this be a fact, the culmination of all his previous thinking, *why did he not make such a statement when he "assumed the responsibility of writing a book on the causes and treatment of diseases?" All that which is Chiropractic, sub-luxated vertebrae, causing impingement of nerves in the intervertebral foramina by occlusion, deranging the functions of nerves, is woefully absent.*

Dr. Still tells us on page 19, "The Osteopath gets his success with such diseases through adjustment of the abdominal viscera." On page 10, "With this faith and by this method of reasoning I began to treat diseases by Osteopathy." There is a vast difference between adjusting "misplaced" abdominal viscera, and sub-luxated vertebrae. One is Osteopathic, the other Chiropractic. One relieves pressure on blood vessels, so that obstructed strangulated, bad, impure, poisoned, detained, stagnant-fermented diseased blood can have proper drainage. The other relieves pressure on nerves in the spinal foramina, so that their functions may be normal. Those who have taken instruction in Osteopathy and Chiropractic have no difficulty in dis-

cerning between the two sciences. The differences between Osteopathy and Chiropractic are more noticeable than those of Allopathy and Osteopathy.

Quoting from page 172, "All of the entire mesentery system must pull together all the time, or a failure of some organ to perform its duty will undoubtedly appear.

"So far as the writer can ascertain from post-mortems reported in great number by anatomists after investigations of diseases of the heart, kidneys, bowels, uterus, and the spleen, universally the omentum has been found in an abnormal condition in cases of tuberculosis of the lungs. I wish to call your attention to the fact, that, so far as I can obtain any evidence, all post-mortems show that the omentums examined have been diseased or found misplaced. Foreign growths or shrinkage of the omentum have been found in all post-mortems. Since then, the attention of the writer has been called to the thought that possibly tuberculosis was more of a disease of the omentum and mesentery than of the lungs. With this view, I believe that at an early day we will be successful with lung diseases—in fact, with diseases of all organs of the body—in proportion to our acquaintance with the omentum and mesentery. Almost the whole list of diseases of climate and season will show a failure of the mesentery to sustain health through normal action, which, when properly understood, will reveal variations from the normal and physiological workings of the omentum, mesentery, or peritoneum from the neck to the sacrum."

Let us analyze the above before proceeding to the next paragraph. The author should have used the word displaced instead of misplaced. Organs and bones of the body are displaced when moved out of the place they formerly occupied. We misplace objects when we place them where they should not be. We misplace our confidence and affections.

The omentum, mesentery and peritoneum, are membranes in the abdominal cavity to hold the organs and other viscera in their proper position.

Dr. Still states in the above that, he believes disease of all organs of the body are caused by the omentum, mesentery and peritoneum, being misplaced. Why did he not state that they were due to sub-luxated vertebrae? Simply,

because, he either did not know the principles of Chiropractic, or did not believe in them. He reasons, as do the lesion Osteopaths, that all diseases depending upon climatic conditions, and the changes of the seasons, including those of the heart, kidneys, bowels, uterus, and spleen, are due to displacements of the peritoneum, mesentery, and omentum from the neck to the sacrum.

Chiropractors are aware that a weakness of the above membranes allow the abdominal organs to become prolapsed, "wrecked," displaced. But they are not willing to stop there; they find that the lack of tonicity is owing to nerve impingement in the spinal foramina because of sub-luxations.

Understanding this difference between Osteopathy and Chiropractic, we will proceed to quote from page 173, what Dr. Still considers an "Established Cause."

"When the beginning cause of disease is found and established as positively as can be reasoned out by paralytic falling of the bowels into the pelvis, when a wrench of the spinal column has been given with force enough to slip the vertebral articulations and inhibit nerves, then we have proven one cause that has let the muscles of the mesentery give up contractility and allow the colon to fall into the pelvis. Thus we see the importance of a perfectly normal spine at all points of articulation. In this case, to fall into the pelvis is just as certain to follow and will be observed by the bowels as strictly as falling bodies observe the laws of gravitation. We have a heavy pulling of the mesentery attachment at the spine by the weight applied at the point of attachment to the large bowels, giving the bowels abnormality in position and weight."

In the above Dr. Still says, that a heavy pulling of the mesentery at the point where it is attached to the spine, wrenches the spinal column, causing the muscles of the mesentery to lose their contractility, followed "by paralytic falling of the bowels into the pelvis."

The distinction between Osteopathy and Chiropractic is nowhere more apparent than in displacements as their basis. It is a "fact that displacements form the basic and occupy the bulk of Osteopathic literature" as we have shown. They are not confined to sub-luxations of joints as are those of the Chiropractors. Osteopathy says, dis-



Cut Referred to on Page 111.

ILLUSTRATION NO. 52.

placements of abdominal viscera are the cause of most diseases. Chiropractors trace the cause of all ailments to sub-luxations of the skeletal frame, more especially the bones of the vertebral column. Just in proportion as Osteopaths take in Chiropractic education they become Chiropractors and get away from Osteopathy as taught by its fountain head school.

In this contrast, we are holding to Osteopathy and Chiropractic as given by their founders. It would not be fair to judge Chiropractic by what mixers and pseudos say of it; neither would it be just to criticise Osteopathy by those who mix it with Chiropractic. *Is it not a fact, that Osteopaths are faking Chiropractic?*

Under the head of "New Discoveries," he devotes thirteen pages to describing the diaphragm in health and "Out of position." He says "The diaphragm is possibly least understood as the cause of diseases, when its supports are not all in line and in normal position, than any other part of the body.

"Thus heart trouble, lung disease, brain, liver, and womb diseases, tumors of the abdomen, and so on through the list of effects, can be traced to the diaphragm as the cause.

"Thus you see a cause for Bright's disease of the kidney's, diseases of the womb, or ovaries, for jaundice, dysentery, leucorrhœa, painful monthlies, spasms, dyspepsia, and on through the whole list of diseases now booked as 'causes unknown.'"

He also includes cancers, tubercles, wens, ulcers and glandular thickening of the neck, face, scalp and fascia, among the diseases caused by displacements of the diaphragm. He closes chapter seven by saying, "This diaphragm says, 'By me you live and by me you die. I hold in my hands the powers of life and death. Acquaint now thyself with me and be at ease.'"

Dr. Still apparently began writing his book Jan. 1, 1902, as this date appears at the foot of the preface.

On page 10, he says: "I began to realize the power of Nature to cure after a skillful correction of conditions causing abnormalities had been accomplished so as to bring forth pure and healthy blood, the greatest germicide. With this faith, and by this method of reasoning, I began to treat diseases by Osteopathy as an experiment; and not-

withstanding I obtained good results in all diseases, I hesitated for years to proclaim my new discovery. But at last I took my stand on this rock, where I have stood and fought the battles and taken the enemy's flag in every engagement for the last twenty-nine years."

Up to four years ago, the founder of Osteopathy had been proclaiming his new discovery, which was, that displacements of the omentum, mesentery and peritoneum caused wreckage of the abdominal viscera, to replace them, insured "healthy blood, the greatest germicide." Dr. Still believed in germs as a cause of disease. Chiropractors look upon them as scavengers. Do the pages of Osteopathy read like Chiropractic literature? No, its foundation is that of Allopathy.

The founder of Osteopathy did not believe in Chiropractic adjustments, as evidenced by his burlesque on page 38. "He gets some good results and thinks his rubs are the best rubs in the world. He tells you: "Have the patient lie on his breast, face down, hands hanging down to the sides of the table; then have the operator stand at the side of the table or leather-covered upholstered bench and look all over the spine and sacrum. If a high bone is here, a low or sunken place at the center or sides near the transverse processes where the ribs are held in attachment to the spine by ligaments, you must treat here and there by pressing fingers heavily between ribs and spine and rub the back up and down with the hands on either side of the vertebral column.' He has you work on the back, using a heavy pressure with a washerwoman's motion when she has a shirt on the washboard."

The students of A. T. Still would be surprised to learn that Chiropractors adjust the vertebral column, in chronic cases, once a day, after reading his caution on page 45, where he says: "To treat the spine more than once or twice a week, and thereby irritate the spinal cord, will cause the vital assimilation to be perverted and become the death producing executor."

Dr. Willard refers us to page 107, and says: "There Dr. Still tells how he went on with his investigations in 1874 and found nerves to be the great controlling force of even the circulation of the body fluids."

I have turned to the page referred to and find, "Let us reason by comparison. If we dislocate a shoulder, fever

and heat will follow. The same is true of all limbs and joints of the body. If any obstructing blood or other fluid should be deposited in quantities great enough to stop other fluids from passing on their way, Nature will fire up its engine to remove such deposits by converting fluids into gas. As heat and motion are important as remedies, we may expect fever and pain until Nature's furnace produces heat, forms and converts its fluids into gas and other deposits, and passes them through the excretories to space, and allow the body to work normally again."

This is Osteopathy as promulgated by its founder, but not Chiropractic as developed by D. D. Palmer.

Dr. Still specifies joints of the shoulder and limbs. Evidently using the term in its common acceptation, viz., a complete separation of the articular surfaces, and not that of sub-luxation known to medical men as a sprain, an imperfect luxation. He says heat and motion are remedies, that Nature, which I name Innate, fires up its furnace for the purpose of creating heat, which converts blood, and other fluids deposited in the dislocated joint, into gas and fecal refuse, that heat and pain are caused by deposited blood and other fluids. I fail to find any reference to "nerves being the great controlling force of even the circulation." Not a word is said about sub-luxations of vertebrae closing intervertebral foramina, deranging functions by impinging nerves.

Dr. Willard's clincher now comes in with telling effect. "Now if J. L. Hively, D. O., of Elkhart, Ind., does not feel that such is the basis of Osteopathy, as taught by Dr. Still, then he must be afflicted with some slight aboration of his feeling apparatus."

Dr. Hively, Elkhart, Ind., ought to know what he is talking about, for he is a graduate of the A. T. Still School of Osteopathy, and took a short course at *The Palmer School of Chiropractic*. He says: "The two schools use their hands in an entirely different manner. Neither one uses the movements of the other. The etiology of the two are dissimilar. An Osteopath may not know anything that is Chiropractic and *vice versa*. An Osteopath could find enough to study with profit at *The Palmer School* for nine months. Chiropractic beats any science I ever saw, for

brevity and quick results. I am having wonderful success since my return from your school."

Alfred Wenzel of Jersey City, N. J., says of Chiropractic adjustment, "I have not seen your unique movement for replacing displaced vertebrae, used by Masseurs or Osteopaths."

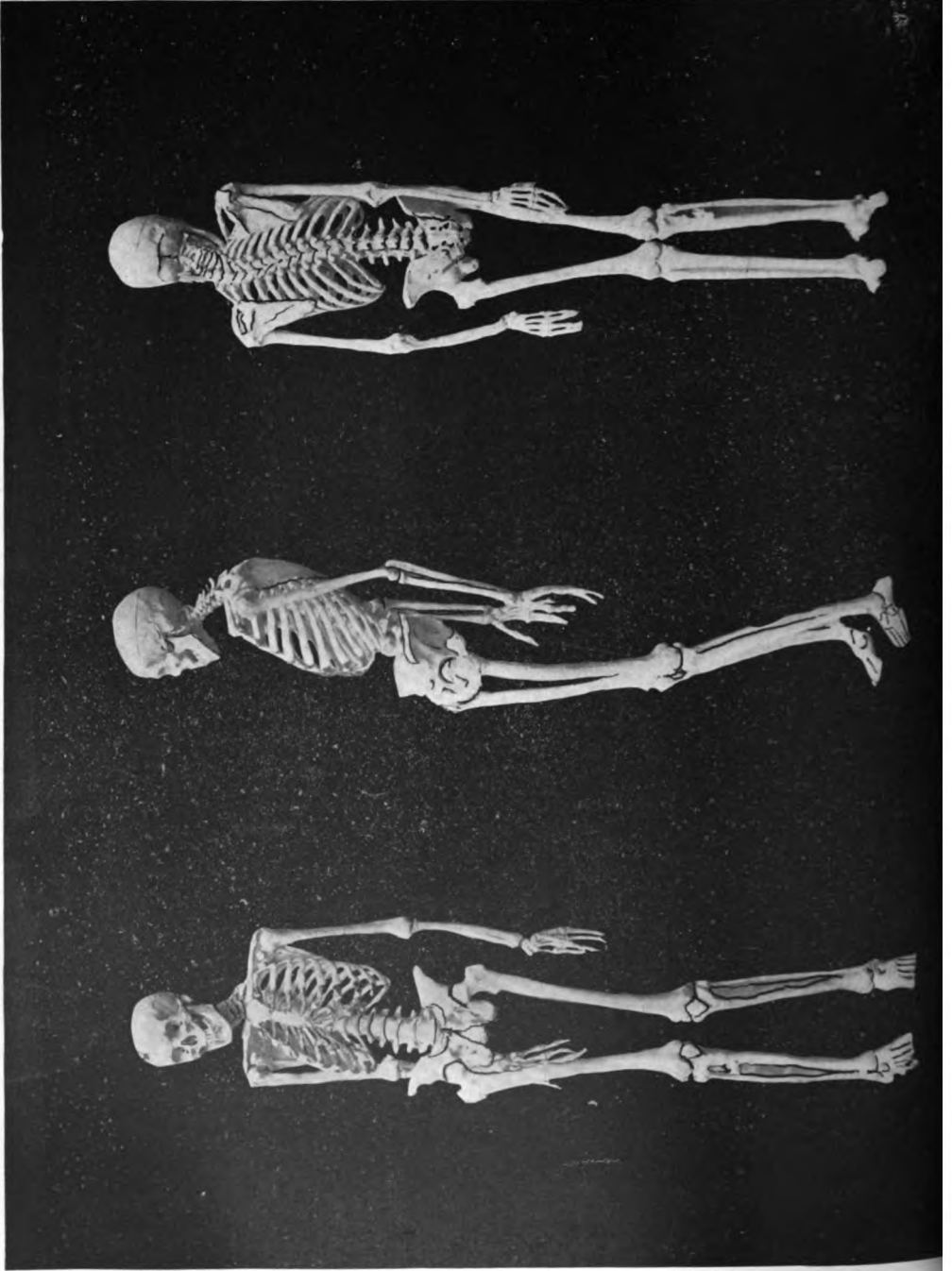
H. R. McBurney, D. O., of Allegheny, Pa., says: "I have taken a short course at *The Palmer School*, during which I have learned much, and consider myself well repaid for my time and expense. I have an enviable record since leaving your school."

A. P. Davis, M. D., D. O., St. Louis, Mo., was a student under A. T. Still, employed as a teacher in the first school of Osteopathy, took a course in Chiropractic under D. D. Palmer. He is therefore familiar with the two sciences, as taught by their founders during the first years of their existence. He says: "They are as distinct from each other as regards application, as day is from night, that neither can be practiced without the other or the knowledge of its existence, and therefore, they are entirely different sciences, applied differently, are in no way related to each other, and are independently and absolutely different."

E. Ellsworth Schwartz, D. O., Coldwater, Mich., says: "I do not hesitate in saying that you have the greatest science in the world. My time spent at *The Palmer School* were the most pleasant and profitable of my school days." An Osteopath writes us, that Dr. Schwartz read the article, "*Disease. Its Cause*," which appeared in Vol. II., No. 3, *The Chiropractor*, before a convention of Osteopaths, since then they do not consider him a warm advocate of their science. *Why?* Because it was Chiropractic and not Osteopathic.

O. N. Benson, D. O., Memphis, Mo., says:

Dear Friend:—Doctor I made good use of what you gave me in several cases. One was Puerperal Fever, temp. 104, given up by four medics as having only one chance in a hundred to get well. Adjusted at P. P. first, last and all the time. Temp. normal in 48 hours and in one week walked out to dinner.



The more striking feature that attracts our attention, is that of kyphosis and scoliosis, the gibbosity being located between the 2d and 3d dorsal. The bodies of these vertebrae have been made wedge shaped by impacted fractures the apexes being to the front and right. This occluded the foramina on the right between 2d, 3d and 4th, impinging nerves as they pass out of the contracted orifice, causing arthritis of the adjacent articular joints.

There is an extreme diastases of the spinous processes of 3d and 4th cervicals, which caused kyphosis and lateral scoliosis.

A vertebra cannot be displaced without changing its connection with the above and below. In this instance we find the articular processes on the left between second and third compressed, narrowing the foramen. The result and consequences is, the bundle of nerve fibers are pinched, creating an undue amount of heat. (The reader will do well to peruse chapter on nerve heat). This excessive caloric has softened the adjacent vertebrae. The 4th and 5th cervicals have passed thru this stage, the osseous material has oozed out and covered a portion of the bodies, making an ankylosis by fusion.

The spinous process of first thoracic and the acromion of right scapula have unhealed fractures. The acromion was separated at the epiphyseal juncture and prevented the raising of the right arm.

There are 27 fractures of the ribs, nine of the costal cartilages, two of the clavicles, left ulna and of the sternum near the first left costal cartilage.

The possessor of this skeletal frame had met with a serious accident, fracturing 43 places, two of which never healed. He was not only "all broke up" but displaced vertebrae caused arthritis and osteitis.

G. C. Farmer, D. O., Oskaloosa, Iowa, says:

"If you have enquiries from Osteopaths you care to refer to me I shall endeavor to do you good. Have mentioned it to some friends and shall continue to do so as opportunity offers.

IS CHIROPRACTIC A PART OF OSTEOPATHY?

Page 196 of the *Journal of Osteopathy*, published at Kirksville, Mo., is an article by Dr. Carl P. McConnell, a graduate of Kirksville Osteopathic School, which informs its readers "*How Osteopathy treats the blood.*"

He says, "It is well known that pure blood is an absolute essential for health. The blood is the medium where by all organs and parts of the body are supplied with nourishment for repair and growth."

This is the keynote—the fundamental basic principle—upon which Osteopathy is founded. It is quite unlike Chiropractic, which says, "Chiropractors adjust the 52 articulations of the spinal column for the purpose of freeing impinged nerves, which cause abnormal functions."

Dr. McConnell further says, "There are five ways, at least, how the blood is influenced and treated by Osteopathy."

Under the first he states, "The general Osteopathic treatment is less potent and precise than most of the other methods of blood treatment.

"The general osteopathic treatment is something more than a modified combination of massage and Swedish movements. Simply something more by virtue of additional manual spinal column stretching and rib separating."

In the next paragraph he tells us of the "something more than a combination of massage and Swedish movements."

"The general treatment relaxes the muscles, exercises the arms and legs, and stimulates vaso-motor action which all tends to equalize the blood distribution by aiding the heart action, drawing blood to weakened areas and dispersing blood from congested tissues."

Chiropractors do not stretch the spine, nor separate the ribs. They waste no time relaxing muscles, nor stimulating the dilation and contraction of blood vessels, in order to equalize the circulation. They do not use any of the Swedish or Massage movements. Now, let us see if there are any movements or principles in the general treatment given by Osteopaths, that are used by Chiropractors.

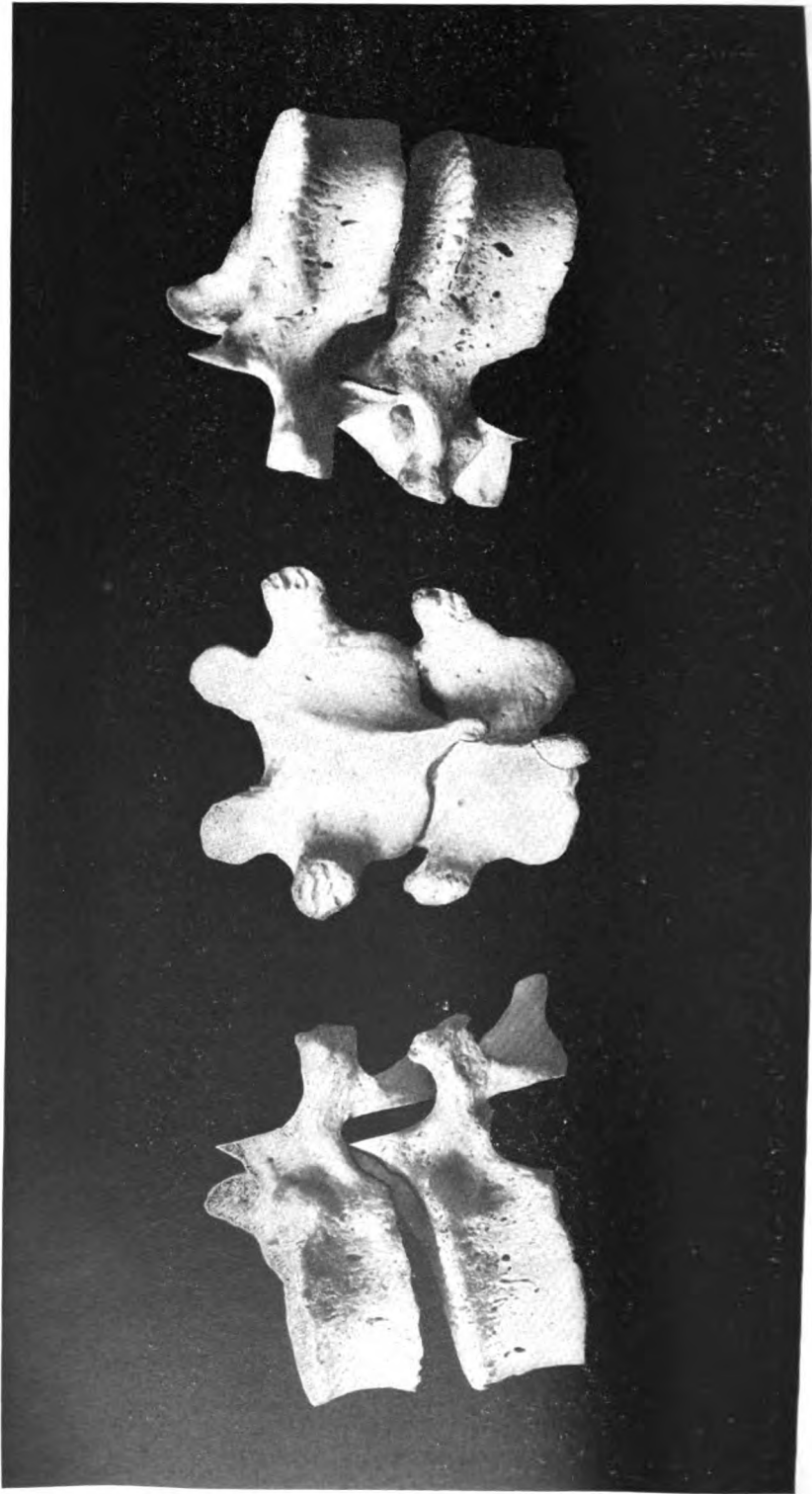
The "General Treatment" as given by A. P. Davis, M. D., D. O., will be found on pages 191 to 195 of his copy-

righted work on "*Osteopathy Illustrated.*" He was a student of that system under Dr. A. T. Still. His book is explicit and well illustrated. I will give it entire, because of its completeness. The reader will please mark any move or principle that is Chiropractic.

"Beginning at the back of the neck, raising the neck up with the hands, fingers meeting near spinous process on either side of the vertebrae, the top of head against operator, springing neck as shown in Plate No. 1, then dropping hands on the inside of neck, proceed to roll head from side to side, using the fingers alternately against side of neck, moving and manipulating all of the muscles on the posterior aspect of neck up and down the sides of neck for several successive moves; then placing one hand under neck, the ends of fingers reaching across back of neck to under and posterior side of the mastoid process, the other hand gently curved around the chin, pull gently with both hands until there is a perceptible moving of the whole body upward; then, holding taut the hands in position named, turn head toward fingers and hand under neck, pressing upward with ends of fingers on neck; still holding neck taut, head back to former straight position with the body, then let go both hands; change position of hands so as to turn head in other direction the same way. Then holding the finger ends all in a bunch near spinous processes, against back of neck, make several vibratory moves with both hands at the same time, jerking up and down with both hands, fingers pressing on sides of neck, well back near spine, moving up and down the neck as moves are made. Then place the ends of one or two fingers in angle of jaws, direct patient to open the mouth widely, and operator pulls fingers upward behind angle of jaws tightly, and as patient closes mouth and jaws let go. This is not painful, except fingers are held taut while the jaws are being closed, which should not be done. Then, with finger ends closed in a bunch with pulp ends placed on temples, vibrate rapidly all around in and on temples for several successive rapid movements, dropping thumbs on forehead at the same time and rapidly rotating over every part of the forehead. That done, drop thumbs on either side of the nose, pull them upward and outward, crossing the supraorbital notch, ending that move on the forehead above superviliary

ridge; then place the thumbs at lower outer angle of nostrils on either side, pressing gently, follow angle of malar bone downward and outward two or three times, winding up that movement with vibratory movements on side of face, and on either side of nose, and finally placing thumb on one side and spread out fingers of hand on side of nose, index finger and the end of the thumb placed deeply in inner canthus of eye, pressing on the papillae, and holding thumb and finger so as not to squeeze together hard, nor to spread apart, with a sudden downward pressure make finger and thumb ends press upon inside of canthus on lachrymal sack, so as to stimulate nerves and blood vessels. This done, place one hand on forehead of patient standing at the side of the table, with the fingers of other hand cupped slightly, ends close to spinous processes, with a pushing of head from and a pulling of fingers toward operator, letting fingers accommodate themselves to the side of neck in such a way as to apparently pull the skin, with the muscles, from their moorings, as the head is pushed in the opposite direction. Manipulate all of one side of the neck thusly, then treat others in the same way.

“The clavicles deserve our next attention. They should be raised or pressed outward at every treatment, as the contraction of the various chest muscles—contraction of—draws them downward, so as to unduly press upon important vessels and nerves, prominent of which are the jugular veins, which convey the blood from head and neck to the heart. To raise clavicles and stretch muscular fibers involved is important, and to do so requires a little skill and dexterity on the part of the operator. The easiest and surest method is to stand at the side of the patient, his arms lying at the side of the body, the operator taking hold of the arm at the elbow with left hand applied on under side of, and at the lower end of humerus, in such a position as to push the whole arm upward, close to the side of patient, far enough to displace the clavicles upward enough for operator to place fingers of other hand between clavicles and first rib, and with a firm hold, presses the arm outward and upward to a right angle of the body, gently pulling on the fingers, with which hold the clavicle from body. Care should be had as to how much pressure should be used, not to overstretch the attachments at one



The cut on opposite page shows a Chiropractic luxation, so named because D. D. Palmer, the discoverer and developer of Chiropractic was the first person to bring such a sub-luxation to public notice. The articular surfaces of facets have lost in part their natural connection; thereby occluding the foramen through which spinal nerves pass. Any separation in the articular surfaces of the facets change the shape and size of the opening, forcibly impinging the nerves, causing disease in that portion of the body in which those nerves end. These variations are duly noticed by students of *The P. S. C.* in order that they may know of the great variety of vertebral displacements.

ILLUSTRATION NO. 54.

sitting. Now the patient is to turn on either side; the operator, on one side of table facing patient, well up toward and opposite shoulder, takes hold of the wrist with one hand, placing the fingers, gently curve, on the side of dorsal vertebrae (upper side of them, next to operator), then, with arm extended to the side of the head, assuming an easy position along side of the head, a simultaneous move of both arms is to be made, the sudden pressure of the pulp end of the fingers of the hand against the back is to be made, and at the same instant the arm is to be extended, and the arm and fingers against the back are to be held taut while the extended arm is thrust or brought downwards with a sudden, rapid move over arm of operator; then, drawn back as before, and the fingers moved down the back an inch or two, repeating this move until the spine is treated as far as to tenth or twelfth dorsal. Then the other side is to be treated in like manner. Then the patient is to lie on the back, and the lower limbs manipulated in the following manner: let the operator, standing at the side of the table, with patient on back, take hold of the leg with one hand, just below the knee, flex the leg on the thigh, place fingers against loin in such a manner as to press firmly, then press the limb toward abdomen, knee pointing toward the chin, and with an upward, outward motion of the leg and knee manage to press the body over the ends of the fingers, which are placed on the back, as aforesaid; and continue this move several times, bringing the fingers on the back downward an inch or two each rotary move made by the leg, coming down with the fingers about half way between the ischium and great trochanter, and then go up to same place on lumbar, and repeat the move. This frees the muscular system of the region of the hips and is the treatment for sciatica—one of them. The leg should be flexed upon the thigh and the thigh on the abdomen moderately two or more times, so as to stretch the muscles and increase the flow of blood, taking off the pressure from the deeper veins of the thigh. While at this part of the body, and as a continuation of the general treatment, let the operator take hold of the leg at or just below the knee, flexing toward the abdomen, with the fingers of the other hand placed near the center of the anterior part of the thigh, one or two inches below the angle (Poupart's liga-

ment.) holding fingers moderately tight against thigh at that place; with the hand holding the knee push the limb upward, gently rolling it outward, and at the same time pulling the skin and deeper structure outward (in the femoral region,) opening the saphenous vein, so as to let the venous blood return to the femoral, thence to the iliac-vein. Then, still holding the knee with one hand, place the half closed fingers of the other hand near the knee, on under side, so as to pull the muscles as the hand on the knee pushes the knee the other way—toward the other leg. The muscles of the inside of the thigh may be moved from the knee to the other thigh in this way, and all of these muscles should be removed in this, or any other manner best suited to the circumstances and the mood of the operator and the comfort of the patient. The other limb should be treated in the same manner. Now your patient is ready to be placed upon the face, unless the liver needs attention. If so, treatment may be done while on back, as directed elsewhere. The patient lying on the stomach, or face downward, the operator may treat the back in either or all the following ways; getting upon the table on one knee and other foot on the table, at the side of the patient, taking hold of the angle of opposite limb with one hand, the other hand placed on opposite side of the spinous processes, heel of hand against muscles, raise leg, gently pulling it toward the back, forming a curve at the same time pressing against the back, beginning about the middle of the back; let each move be made complete, letting the foot down each time, and repeat this move a number of times, moving the hand down the back its width each move until all of the lumbar and sacral regions are treated. The same move made with the finger and thumb embracing each side of the spinous processes, covering same territory, or region of the back. This should be repeated on the other side, with other limb as well, being careful not to spring the back too strongly, so as to do harm. The springing or sudden pressure with the fingers on the sides of the spinous processes may now be made along down the spine, from the first to the last dorsal and lumbar vertebrae, with sudden, springy motion with both hands, followed up by the rotary movement upward and outward, beginning at the shoulders or the sacrum, depending on results the oper-

ator desires. This will be referred to in the body of the book. This constitutes the general treatment while the patient is on the table. The various movements that are to be made while the patient is sitting up may be made at same sitting, if needed."

In the above "general treatment," there are about 150 moves, not one of which is Chiropractic. The object of a general treatment, as stated, is to stimulate nerves and blood vessels, to free the muscular system, increase the flow of blood by taking the pressure from the veins. None of which is done by Chiropractors. Instead, they free any impinged nerves, by replacing displaced bones, more particularly those of the vertebral column, so that they may perform their functions in a natural manner.

All Osteopaths give general treatments. Chiropractors never. Adjustments given by Chiropractors are specific—each given for a special purpose.

The second way of treating and influencing the blood, as given by Dr. McConnell, is:

"The various local treatments for treating the blood are purely treatments of distribution, that is, lessening congestion or reducing inflammation, and increasing the blood to a weakened area or organ.

"To relieve a congestive headache, a congested liver, an inflamed ovary, or a sprained ankle, requires a definite, specific treatment as and where indicated.

"The same is true to tone up an atonized stomach, a paralyzed muscle or a withered limb."

The second mode of treatment is purely local. It is for the purpose of increasing the amount of blood to such portions where it is lacking, or to draw it away from a congested part where stagnant blood is that to cause inflammation.

Chiropractors have no local treatment. They do not give adjustments to distribute the blood more evenly, they do not believe that congested blood is the cause of inflamed swollen organs. They find that slight pressure on nerves cause hypertrophy.

A Chiropractor relieves headache, enlarged liver, inflamed ovaries, or a sprained ankle, by replacing vertebrae, taking pressure from impinged nerves. An Osteopath treats the blood.

Osteopaths tone up weak stomachs, paralyzed muscles and withered limbs, by treating the blood. Chiropractors remove pressure from nerves, so as, to free nerve energy.

Chiropractors do not use the second mode of treatment given by Dr. McConnell; it is not Chiropractic. *Wherein is there any resemblance?*

The third method is that of treating the blood founded on "Reflex blood influences." The blood is reflected, forced to flow too much or not enough to some portion, as a "result of a reflex vaso-motor neurosis." Reflex action is a term borrowed from the Allopaths. Chiropractors have no use for reflex action, reflex movements, reflex paralysis, or reflex blood influences. They realize that efferent nerves convey functions, that superficial reflexion is but afferent nerves giving notice to Innate of danger. That organic reflexes, such as deglutition, peristalsis, vomiting, cardiac action and respiration, are functions managed by Innate thru efferent nerves.

Dr. McConnell states that "cold hands and feet are often reflex vaso-motor neurosis from indigestion." This is also Allopathic. Hands and feet are not cold because of a lack of blood to warm them, but of nerve heat. We have often warmed the extremities by removing a pressure on calorific nerves. We increase the heat in our hands, feet and body by exercise, by exciting a greater action of the heat producing nerves.

Cold hands and feet are not due to a lack of proper blood distribution; but because of pressure on calorific nerves. Chiropractors do not believe that indigestion or any other disease, is caused by reflex action.

Where is the likeness between Osteopathy and Chiropractic?

We will now pass to the fourth way of treating and influencing the blood.

"We have now come to one of the most important and every day methods of blood treatment. Here we really have to do with a blood disease. To influence the blood organically, to give the patient a rich, normal blood, have been a medical problem for ages."

Dr. McConnell's statement of *blood diseases* agrees with A. T. Still, the founder of Osteopathy. On page 161 of Dr. Still's work, *The Philosophy and Mechanical Principles of Osteopathy*, he asks the question, "What effect



The bones of the cranium and face, of which there are twenty-two, cannot be studied without a skull, with each bone separate. One must be selected at the right age, neither too young, lest the bones be not fully ossified, nor too aged, for the parts may be coalesced. Close examination reveals one that is suited for separation. The brain cavity is filled with dry peas, the contents soaked, and the parts gradually displaced.

ILLUSTRATION NO. 55.

does diseased blood of the organs of any part of the body, by its progressive injury, produce on the general system by its poisonous compounds on blood, lymph, and nerve?" On the following page, he answers by saying, "Perfection in blood flow to and from all organs must be perpetually normal or disease will show its work in lack of blood to supply the local or general nourishment to the organ that is diseased or starved for want of blood."

How to influence the organs of the body, so as to produce pure, rich, normal blood, has been, and is yet, the problem of medical men. The Osteopaths are trying to solve the same theorem. The only difference is, that the Osteopaths are aiming to accomplish with their hands what the medical men have failed to do with their drugs. Osteopathic literature is prolific with such terms as, pure blood, rich blood, bad blood, poisoned blood, impure blood, and diseased blood. The reasons given by Osteopaths for abnormal blood conditions, are expressed by such terms as, stagnant blood, detained blood, lack of circulation, obstructed blood, strangulated blood, stoppage of blood, a shortage of blood, fermented blood, and a lack of blood. And yet, the question remains unsettled, the theory of impure blood being the cause of disease, is a bloody delusion.

In the following paragraph, Dr. McConnell tells us how the Osteopaths remove blockades which obstruct nerve impulses and blood vessels.

"Tracing back the innervation of these digestive organs to their centers, seeking out the cause of a blockade of normal nerve impulses, and removing the obstruction is what must be done. The Osteopath does this every day of the week in his practice. He finds that weaknesses and curvatures of the spinal column, misplaced ribs, and contracted muscles are frequent sources of the blockade to digestive nerves and dependent blood vessels. His work is to relieve and re-adjust the crippled parts—and it is work that he accomplishes most successfully."

The Chiropractor finds by nerve tracing, the occluded intervertebral foramina, which by nerve impingement, is the cause of abnormal functions. He then relieves the pressure by adjusting the displaced vertebra, by so doing, he opens the spinal foramen to its normal size.

What does the Osteopath do? He finds "misplaced"

ribs, "contractured" muscles, and curvatures of the spinal column, as sources of blockades to nerve impulses and free circulation of the blood.

A. T. Still, on page 173, of his representative work on Osteopathy, tells us, that, the mesentery pulls heavily on the spine, sufficient to wrench it, sometimes with force enough to slip the vertebral articulations and inhibit nerves. The Osteopath's work is to relieve and adjust the crippled parts—removing obstructions that cause blockades.

The business of the Chiropractor is very different, he replaces sub-luxated vertebrae.

He fittingly closes his article by referring to the spleen, adrenals, thyroid, thymus and pituitary, as "The blood elaborating glands," and says "Osteopathy treats these organs and their disorders successfully, and thus the blood."

The Osteopaths, and the medical men, think these glands assist in oxidizing the blood, thereby purifying it. The Allopaths give the dried thymus (*thymus siccatus*,) the calf to their patients to make blood. In the fetus, the sweetbread is very large. It gradually disappears, until, in old age, it is hardly discernible, therefore *as a medicinal remedy*, it ought to rejuvenate the aged by supplying more blood.

Chiropractors do not treat these glands; but, if they find one or more abnormal in size or consistency, because of too much or not enough innervation, functions performed in excess or a lack of, they trace the nerves to where they are interfered with, then by adjusting, restore them to their normal condition.

Of a certainty, Osteopathy and Chiropractic are very unlike. Where is there any resemblance?

This student of Osteopathy, a graduate of the American School says, "Osteopathy also offers much along the line of treatment of rendering and keeping the blood germicidal." This statement is fully in accord with A. T. Still. See pages 64 and 98 of his book.

Chiropractors do not believe that any disease is the result of a specific infection from micro-organisms. They consider bacteria as a result, rather than a cause.

Dr. McConnell answers the question, *How Osteopathy Treats the Blood*, by saying, "An equivalent to health is pure blood, normal in amount and freely circulating."

Chiropractic is the science of adjusting by hand, all sub-luxations of the three hundred articular joints of the human skeletal frame, more especially the 52 articulations of the spinal column, for the purpose of freeing impinged nerves, which cause abnormal functions.

The body is heat—by calorific nerves, whether the heat is furnished in normal quantity as in health, or in abnormal amounts as in fevers, excessive heat, whether in a portion or the whole of the body.

We are in health when the innate and educated nerves are free to act. Disease is but abnormal functions. Innate nerves control all the vital functions. Nearly all diseases are caused by vertebral sub-luxations which impinge nerves. These displacements are caused by accidents, or by poisons, whether introduced by inhalation, food, drink, or by the outrageous practice of the physician who inserts vaccine poison in a healthy body.

Chiropractors use the long bones and spinous processes as handles to adjust displacements; by so doing they release pinched nerves.

Did Dr. Davis, a graduate from both schools, know what he was talking about, when he said, "that the two sciences, of Osteopathy and Chiropractic, are as distinct from each other as regards application, as day is from night, either can be practiced without the knowledge of its existence; therefore, they are entirely different sciences, applied differently, are in no way related to each other and are *independently* and *absolutely* different?"

CHIROPRACTIC IS NOT OSTEOPATHY.

School Edition, *Journal of Osteopathy*, July, 1906 has some ideas that are worth criticising. To prove that Chiropractic is not osteopathy means a difference must be shown. The manner to do this is by comparison. In justice to osteopathy, we could have no better authority than the above journal. It is standard, representing the parent school. The following quotations are from this magazine.

"Give nature a chance and she cannot err. Remove the impediments to a free blood and nerve supply and health must be the result, which axiom is the rock upon which osteopathy is built. Contrast this with the old school of medicine." Osteopathy gives "free blood supply" first place. Original osteopathy said "free blood" was health, now "osteopathy is advancing", says the D. O., but it is upon Chiropractic "nerve supply" representing the encroachment.

To "contrast this with the old school of medicine." *The P. S. C.* library contains the following old works. They are built of the same "free blood supply upon which osteopathy is built."

English Dispensatory, 1700, *Observations, Medico-Chirurgicean* 1682, *Paramacopoeia Londinensis*, or *The New London Dispensatory*, 1682, Value, \$700.00. These books run rife with hundreds of pages, explaining the same "rock upon which osteopathy is built" viz., "free blood." To make "free blood" hundreds of receipts are given. Concoctions, that today, are not fit to be read. With each conglomeration is given what and how this is to and will stimulate or eliminate poisons from the blood, increase circulation. Another deposits certain chemicals for distribution by way of the blood, cast off uric acid from the blood, etc., etc. All of this is the fundamental "rock upon which osteopathy is built."

No doubt new movements, machines, stretchers, hangers and pharphanalia too numerous to mention have been invented. Where is the advancement *in principle* from that taught and practiced hundreds of years ago?

Dr. Geo. M. Laughlin admits this truth (P. 212) when he states:

"To what can we attribute the success we have thus far attained? To the anatomy we have learned? No, the



We present to our readers the cut of twenty-two skulls. In order to intelligently study the skeleton of the head, it is absolutely necessary that we have not only one that is disarticulated, but also a goodly number showing pathological, surgical, and prenatal variations. The prospective student should bear in mind that the study of anatomy is not comprehensive nor interesting unless accompanied with suitable specimens.

Since the photo was made, many more skulls have been added.

ILLUSTRATION NO. 56.

anatomy we now know, came from the medical profession and there were good anatomists before osteopathy was discovered. To the physiology we have learned. Physiology, like anatomy, we as a profession have fallen heir to. To the surgery, the pathology, the symptomatology, we have borrowed? These are all essentials, but they were all known before the day of osteopathy."

That vertebral subluxations was the cause of 100 percent of diseases was an original thot, one which had never been brot forth before. The originality here displayed, necessitated others to accomodate themselves to the first. From that basis, step by step, has been evolved the original, distinct, science of Chiropractic. It differs in all of the above mentioned studies. In many things they are wrong. The results they fail to get prove this. Why should we continue to fail because they do? Yet the D. O. plods along satisfied with the knowledge of function (?) that the M. D. had.

Nerve tracing, a Chiropractic study, has made possible many further discoveries. We have always maintained that osteopathy used the same anatomy, physiology, symptomatology, pathology, etc. As far as the body was concerned they were studying the same ruts, many of which have been threadbare for hundreds of years. How could we expect and look to Osteopathy for advancement? To progress is to investigate, demonstrate and prove *new* thots. This, Chiropractic has done.

Nerve tracing has made possible the location of many nerves not now recorded in any anatomy. It has also made possible the location and functions of many organs for which, to that date, no known function existed. It has brot forth that nerve impulses heat the body. The complete serous circulation, proves that water, following its course, is converted into nutritive substances, the strength and value of which is as important as to know that blood has an independent circulation. This is only one of the many discoveries as brot forth and taught at *The P. S. C.* But was it accomplished by taking for granted that which has been handed down for centuries, which Dr. Laughlin admits osteopathy has done?

The additions that osteopathy has made to the old

knowledge and principles, which they have accepted, as handed down, century after century, is told in the following:

"A new etiology and a new treatment constitute that which is new and peculiar to osteopathy." To think that in everything else osteopathy is the same as has been taught for ages. No wonder D. O. graduates of Chiropractic say "There is a greater difference between Chiropractic and Osteopathy than between Medicine and osteopathy."

"As the knowledge of our practitioners is becoming larger in essential subjects and as our experience in the treatment of diseases is becoming greater in practice, we have accumulated, assorted and combined facts so that we can tell with a reasonable degree of certainty, the prognosis under osteopathic treatment in the various diseases."

"Essential subjects" referred to is "A new etiology and a new treatment". The rest, they have had as handed down or "fallen heir to." The "accumulated, assorted and combined facts" are the new moves in "treatment", its results, and, "A new etiology" of the decade worn principles. They have not added a new principle but find new methods of "treating" the old. With the new method of "treating" the old effects they can tell with a "reasonable" degree of certainty what success is attainable. Chiropractic kicked away all traces. It had no previous theories to wrestle with. It dealt with *life*, its manner of manifestation, reasoning that any interference to that power meant disease or death, according to the degree of hindrance. This power or nervous force is carried from brain, to tissue by nerve fibrils as an impulse. The performance of life is maintained by actions of impulses as carried thro nerves. Blood is a secondary, under the control and must act as demands are made upon it by nerves. The circulation of arterial blood is simply a channel by means of which solid food, in liquid form, is carried to all tissues.

Nerves are the direct agents of brain, where power is first gathered into a recognizable combination in the form of thots, which may be voluntary or involuntary. Interfere with these and hindrance of performance of function is the result.

In order to have disease there must be a pressure upon nerves passing between openings which are entirely

surrounded by hard. The slightest occlusion or making smaller of this opening will produce pressure upon nerves passing between openings which are entirely surrounded by hard. The slightest occlusion or making smaller of an opening will produce pressure upon nerves, hindering its impulse, hence, the cause of all disease. To return abnormal to normal function is to adjust cause. To the application of the unique movements, specific in character, in adjusting these sub-luxations lies the wonderful success of Chiropractic. To the continuance of "treating diseases" is the limit of osteopathy's scientific value.

"treatment of diseases". In order to *treat* a disease you must "care for medicinally or surgically; to manage in the use of remedies or appliances" (*Webster*) "directed to the relief of the symptoms of a disease rather than to the removal of the cause." (*Dunghlison*). to manipulate, knead or apply something to its effects, the result of that which a cause has made. It is the effects that are given all attention. This does not sound like Chiropractic adjustment of causes. Chiropractors can say *with* "certainty" that pathological conditions *can* be returned to normal. He is confident of results, why? because he *adjusts cause* thus accomplishing what Osteopathy has aimed for. I give due credit to Osteopathy in falling all over effects in trying to find cause, but just so long as they continue to "treat diseases" they will be in darkness. The fish was at the other end. Chiropractic gets results where Osteopathy cannot. The reason is certainly apparent. Osteopathy treats effects or "lesions", if you will. Chiropractic adjusts cause.

"A science knows its possibilities and limitations and osteopathy is gradually reaching this state."

Any study having for its fundamental basis the "treating" of effects, even tho they do have "A new etiology and a new treatment" are bound to meet its confinements. Chiropractic has opened up many unexplored fields, thots the world had never thot of. Too much credit cannot be given Dr. D. D. Palmer for opening a new cave that has unlimited deposits in its depths.

Its principles have always existed but it needed a discoverer to open them to the world. To study causes, and

how to adjust them, effects and results obtained, and scientific study necessary to prove the new discoveries, opens endless opportunities. To adjust cause means to prove the existence of functions that were never dreamed to have lived.

“Osteopathy has its limits; you will have your failures and disappointments, there are many incurable diseases that osteopathy can do little or nothing for.” Is it not a fact that *all* pathological conditions must have a cause? Are all pathological conditions not disease? If so, 100 per cent of diseases must have a cause. A Chiropractor is able to demonstrate to any liberal osteopath that Chiropractic will find the *cause* of all diseases. The Chiropractor, understanding specific, pure and unadulterated Chiropractic, will not find “many incurable diseases.” By adjusting cause, it is only a question of *time* until *all* pathological conditions are corrected, returned to normal. He can, by returning normal nerve impulse, reduce abnormal growths, whether of flesh or osteo to normal condition.

“Time alone will furnish the test and the good and useful will be embodied into our methods and the false and useless discarded.” In order to “guard the honor of our science” they are usurping Chiropractic’s thunder. Medical men claim osteopathy as a part of medicine which was unexplored. Osteopathy is now claiming Chiropractic is a usurped part of osteopathy. What little of Chiropractic, that has been lately added, is accounted for by the following; “the good and useful will be embodied into our methods.” Present osteopathic literature too truly proves this. It is now gleaming with Chiropractic sunbeams, ideas and thots which were never in osteopathic publications until *The Chiropractor*, *The P. S. C.* monthly journal, began its existence.

P. 217. “I have learned since that you hesitated at first to take my case because, even though you succeeded *in properly adjusting the machine* where needed, such was my general anemic and depleted condition * * * * * You did, however, treat me for five months continuously, giving me three *treatments* a week.” How incongruous. This party has tried to use Chiropractic expressions but he has “treated” it so badly that its single identity is lost. The terms are antipodal, antagonistic. He



This is one of the 1865 specimens for use of students at *The P. S. C.*

The vertebral column above was a prenatal freak. It has only 15 movable vertebrae, the usual number being 24. The ribs should proceed from between the vertebrae. This spine has 14 ribs attached to one body like the spokes of a wheel.

Monster deficientia. Osteosymphysis. Coalitis partium. Ankylosis and general deformity.

This spinal column has 17 centra. 15 true and 2 false.

It has the usual number of ribs, intervertebral foramina, spinous and intervertebral foramina, 4 spinous and 8 transverse processes.

The first dorsal centrum has 14 ribs; 7 spinous and 14 transverse processes. The ribs and processes are encircled half way 'round the body, similar to the spokes of a wheel, converging into one body.

Kyphoses general. Cyphoma of first dorsal, gibbosity posterior. Lordosis of cervical and thoracic. Scoliosis to the left at first dorsal.

This spinal column contains many more anomalies.

has tried to treat osteopathy to a Chiropractor adjustment. Not knowing how, the patient is now suffering with the "misfit" worse than ever. He was treated and adjusted for the same conditions, which is impossible.

"Osteopathy treats causes, not symptoms." *Causes cannot be treated, neither can effects be adjusted. You must adjust causes, or treat effects, they will not cross nor mix.*

The same writer in speaking of what osteopathy is, says:

"Dr. Still, had announced publicly in 1874 that health was the result of the free and uninterrupted flow of blood through the arteries and the veins and that disease resulted the very minute an obstruction—the slightest, set in, of course, that being so there was no further use for names."

This is the fundamental principle of osteopathy, why use Chiropractic ideas and thots in literature, why not talk osteopathy and leave Chiropractic alone. Because Chiropractic is eminently scientific, its principles absolutely correct. The knowledge of which makes valuable talking and reasoning. Just so much of Chiropractic as is taken in they are just that much a Chiropractor.

"And osteopathy itself I soon gathered, consisted in using the bones of the machine as levers to relieve any obstruction or oppression wherever found, so that the normal flow might proceed as usual and as destined, in the channels marked out for it by the Almighty. Added to this was its wonderful and beneficent function of compelling the flow of whatever fluid may be necessary to those parts of the machine needing it for the purpose of irrigation or renovation."

Does this talk like Chiropractic that impinged *nerves* at the intervertebral foramina produces all diseases? Chiropractic adjusts this cause, by releasing the impingement upon nerves so that their impulses can control the normal onward flow of arterial or venous blood. Does this sound like osteopathy? They are as different as a man and an elephant.

The results, case of procedure, capacity of patients, are as different as the Chiropractic elephant is larger than the osteopathic pea. The difference in principle and results are so great that comparison is almost out of the question.

Where has true osteopathy, as taught and advanced by

its discoverer, Dr. A. T. Still, advanced a single principle better than the olden times had? Osteopathy, as talked in journals today is highly flavored with diluted Chiropractic, carrying with it some of its stolen sweets and odors, yet as you near its fountain head the differences are very noticeable. We are glad to see the good being done to suffering humanity by the use of Osteopathic Chiropractic but we do object to the purloined articles being called osteopathy when it is Chiropractic.

**“SURGERY FROM AN OSTEOPATHIC STAND-
POINT, BY F. P. YOUNG, B. S., M. D., D. O.**

Professor of Surgery and Practical Anatomy in the American School of Osteopathy and formerly Lecturer on Histology in the Louisville Medical College. Collaborated by Charles E. Still, D. O., Chief of the Operating Staff of the A. T. Still Infirmary and Vice President of the American School of Osteopathy.”

We find this book written after the principles of an Osteopath, which is largely that of Allopathy. He believes in infection, bacillus, increasing blood supply and prescribes medicine.

On page 273 he says, “All cases, except bony ankylosis, may be benefited.” These lesions will cause pressure on the spinal nerve roots, or interfere with the blood supply to the cord itself. This constitutes the most important causative agent in the production of disease. Therefore, certain lesions will be found uniformly associated with certain diseases.”

Page 274 the causes of congenital dislocations are: “Malformation of the joint, and violence in utero.” “Quite likely lesions of the spine bring about this condition, these lesions having been produced by certain positions or injuries in utero.”

Page 314. “The disease (caries of the spine) nearly always starts in the anterior of the body of the vertebra, and may result in the destruction of the vertebral body and the intervertebral substance, but the vertebral body is destroyed before the intervertebral substance.

Page 320. “The spinous processes will not always give an accurate idea of the positions of the bodies of the vertebrae, inasmuch as they may often be absent, twisted, or deformed, indicating that there might be curvature, or luxation, when there is none.”

Page 320. “Reduction.—These luxations are reduced by manipulation. The manipulation consists, in the main, of exaggerating the deformity, then catching the luxated bone with the thumb, or finger, the body is rotated, and the bone pushed into place by firm pressure. In general, this applies to all of the vertebrae. Reduction can easily be accomplished without injury to the spinal cord. It was the former practice of physicians of other schools to allow





these luxations to remain, for fear death would be produced by attempts to effect reduction. Complete dislocations of the atlas have occurred, reduction has been made the person afterward continuing in good health. Sub-luxations of these vertebrae are much more common, and by the osteopathic practitioner will bear an exhaustive study."

Page 354. "Alveolar abscess results from caries, or periostitis of the teeth and alveolar process. The superficial form is known as gum-boil. The abscess may expand the alveolus burrowing into the bone and appearing on the face, cheek, angle of the jaw, or may lead to necrosis of the bone. In some cases the pus may burrow into the pharynx. The symptoms are pain, evidence of carious teeth, inflammation and swelling."

Page 187. "Compression of the nerve may result in partial or complete loss of function. The pressure may serve as an irritation and cause the inflammation and neuralgic condition."

This book of 438 pages is designed as a text book in The American School. Published by Volk, Jones and McMein Company. Cost \$5.50. Quincy, Ill.

Note. Inflammation in a bone or joint has the same cause as that which produces inflammation of any other tissue.



The adjoining cut is of a practical adjusting room. As you enter if you will notice that its simplicity is in harmony with Chiropractic principles.

There are no orthopedical stretching appliances, hammer and chisel to drive the protuding processes into line, osteopathic tables, or instruments of torture. No microscope to study micrology—just to kill time and look professional. No electrical apparatus to shock the patient. No pestle and mortar to mix nauseating drugs for the stomach. No chemical laboratory to prepare pharmaceutical remedies for effects. No anesthetics or opiates to quiet suffering nerves and lull the afflicted into eternal sleep. No apothecary shelves loaded with all manner of decoctions of mineral, vegetable and animal substances in the vain hope that something may be found that is worse than the disease. No individual idiosyncracies to be dreaded, which may make a drug dangerous for one when safe for another. No antizymotic disinfectants, founded on the morbid illusion of protecting from evil. No keen edged scapel, smiling with insatiable desire to remove some portion of your anatomy. No operating table to prepare the helpless patient for the undertaker.

Instead of the above we have two tables 16 inches high for our workbench, on which we replace, *by hand*, the displaced joints of the skeletal frame, thereby releasing impinged nerves, so that the motor power can act freely.

If the frame of your building has sagged, so that the doors and windows are pinched, do not butcher them by cutting off a portion, but free them by adjusting the frame, then they will move in an easy manner.

IS CHIROPRACTIC OSTEOPATHY?

The following quotation is copied from an article that appeared in *The Marshalltown, Iowa, Times Republican*, June 1st, '06. It describes, the cause, osteopathically, of insanity.

"In a written diagnosis, Dr. Rush (Fort Wayne, Ind.) says:

"I examined Mr. Staebler and found him suffering with an unsound mind caused by the head being twisted to one side. The mastoid processes were partially slipped from their proper articulations with the atlas (first bone of the neck) and the third and fourth cervicle vertebrae were anterior and lateral. In fact, every one of the seven bones of the neck were twisted out of their proper articulation. This is due to some physical injury and causes interference to the nerve wave and free circulation of the arterial blood to the head, hence, starvation of brain and the venous blood being imperfectly drained caused an irritation and inflammatory condition—hence unsoundness of mind. Also the whole spinal cord was warped and twisted, especially from the eighth dorsal to the third lumbar vertebra, till it caused a serious liver and kidney trouble. The latter failing to throw off the impurities, allowing the uric acid to deposit in the brain, another cause for pain and unsound mind. He has not been mentally responsible for his actions."

Rr. Rush, please explain how "The mastoid processes were partially slipped from their proper articulations with the atlas."

Such is incongruous. A *P. S. C.* student of one month would know better. Chiropractors are spine specialists. Six months of his course is spent in studying the spinal column, its articulations, normal and abnormal, having for the latter, the finest and largest pathological and anomalous osteological collection in the world.

"The third and fourth cervicle (should be cervical) vertebrae were anterior and lateral" Chiropractors understand what is osteopathically known as an "anterior luxation" yet such is impossible. If every D. O. will examine a spinal column (if you haven't one you ought to) you will see it is impossible to make an anterior luxation yet it is an easy matter to have superior and inferior vertebrae lux-

ated posteriorly thus making the appearance of an anterior, the facts are that the center vertebra is in normal position. Why call it an anterior luxation because it *looks* so?

“Causes interference to the free circulation of the arterial blood to the head, hence starvation of brain.” Such is osteopathy. It is their fundamental principle. Their journals always have talked and taught such until quite recently they are gleaming with Chiropractic expressions and thots. Talk personally to a D. O., have him give you a “treatment” and you will see that he does not put into practice that which he is stealing in literature for articles. Showing that he does not understand the application of that which he is usurping. The principles are so different that they will not mix.

Every “treatment” is given with the intention and object of increasing the onward flow of blood. His time is devoted to freeing circulation. That is and has been his teachings.

Gray's Anatomy, P. 474, 15th Edition, says: “The arteries, in their distribution, communicate, with one another, forming what is called anastomosis, or inosculation and this communication is very free between the large as well as between smaller branches. The anastomosis between trunks of equal sizes is found where great activity of the circulation is requisite, as in the brain; here the two vertebral arteries unite to form the basilar, and the two internal carotid arteries are connected by a short communicating trunk; it is also found in the abdomen, the intestinal arteries having very ample anastomoses between their larger branches. In the limbs the anastomoses are most numerous and of largest size around the joint, the branches of an artery above inosculating with branches from the vessels from below; these anastomoses are of considerable interest to the surgeon, as it is by their enlargement that a collateral circulation is established after the application of a ligature to an artery for the cure of aneurism. The smaller branches of arteries anastomose more frequently than the larger and between the smallest twigs these inosculations become so numerous as to constitute a close network that pervades nearly every tissue of the body.”

So highly does this anastomosing become that there is no cell but what has its anastomosing blood enter it. In fact, the anastomosing *is* the circulation.

The anastomosing of arteries and veins is completely lost sight of by Dr. A. T. Still, and A. P. Davis when they gave their definitions of disease.

With this knowledge let us refer to Dr. A. P. Davis definition of "Disease" as quoted from "*Osteopathy Illustrated*," P. XI. "Diseases are recognized as only the result of the interruption of the onward flow of the fluids of the body; in their various rounds to build up and tear down the various tissues in itself, and that when these tissues are normally built up and the waste material properly eliminated, health is the inevitable result."

No matter where pressure is applied upon an artery or vein you cannot stop the onward flow of blood. Try the experiment by placing your finger upon the radial or ulnar artery and observe if you raise the temperature of the hand, see if mortification sets in. Anastomoses will return the blood to every tissue within a second's time.

Produce a pressure upon nerve fibrils and you directly and immediately interfere with its impulses as it only has one starting point and one peripheral thus any obstruction midway means a loss of impulses at its peripheral. There is no anastomosis of nerve impulses, such is impossible.

Dr. Rush does not know Chiropractic principles or he would have known the importance of finding the cause of this disease, viz: a luxation which was producing pressure upon nerves hence interrupting its impulses, rather than to say that interrupted circulation caused, when we know that a complete system of anastomoses exists where it is impossible to shut off for a fraction of a second any of the circulation.

"The venous blood being improperly drained caused an irritation and an inflammatory condition, hence unsoundness of mind." Calorific nerves carry impulses which by their expression at peripheral plate endings cause combustion, heat. Chemicals are carried and deposited by the circulation of blood and the independent serous tissue circulation, after the deposition of which the nerve impulse causes combustion, which is heat. A function which blood has nothing to do with outside of carry-

ing some of the constituents of the chemicals. Neither the serous, nor arterial circulation, can be interfered with because of their most complete anastomoses.


Veins have the same complete anastomoses and must be identical so that venous capillaries receive as arterial capillaries expell. It is impossible, coming or going, to obstruct or hinder circulation. This proven, which is an anatomical and physiological truth, we can readily conclude that blood cannot make nor diminish the quantity of heat. The matter cannot help but be carried, the necessity to have heat being the addition of impulses, retard, hinder these and excessive heat or lack of is the result. Thus is osteopathy wrong at fundamental basis.

“Also the whole spinal cord was warped (an *odd word*) for a D. O. to use) and twisted, especially from the eight dorsal to third lumbar vertebrae, till it caused a serious liver and kidney trouble. The later failing to throw off the impurities, allowing the uric acid to deposit in the brain, another cause for pain in the head and unsound mind.”

Specific effects must have a specific cause. Like cause, like effects. A like cause always produces like effects. And yet this rule is utterly disregarded in this instance where we have two causes of the one effect. When you try to give an explanation that does not explain, it is like the boy who lies, more must be told to cover the first.

Chiropractic teaches that functions are nerve impulses expressed, behind which is the brain, behind that the mind. The blood is a servant to nerve impulses, has the single function of supplying material for nutrition and other chemical constituents to the cells as demanded by nerves and is there again acted upon by impulses from other nerves of different functions utilizing it as food for that cell. Blood circulation is an agent to carry and expell as demands of nerves are made upon it.

Dr. Rush blames bad venous circulation for this “inflammatory condition” Chiropractic brot forth, for the first the knowledge that heat, was direct result of impulse action. Slight pressure upon calorific nerves ending in feet mean excessive, stimulated combustion, hence excessive heat. Legs are hot, yet circulation, according to all known means of tests, is normal. Pulsation the same in strength



View of model *Chiropractor's* adjusting room.

ILLUSTRATION NO. 59.

and quantity in feet as in head. Proving that circulation did not make excessive heat. One Chiropractic adjustment immediately made feet normal. What did it? Did we reduce the quantity, quality or speed of the blood circulation or did we release pressure upon calorific nerves, thus reducing combustion.

Eighty years ago bleeding was the cure for fevers. How about the patient who was bled until too weak to talk. He and face in normal heat? Does blood do it?

Blushes are supposed to be caused by "a rush of blood to the head" How about the individual who has red cheeks and face is normal heat? Does blood do it?

What about the typhoid fever case of three weeks standing. Temperature 104 and as white as the sheet. No flushed face there and yet a fever exists. What do these thots lead us to. That blood has nothing to do with combustion and making of the heat of the body. This is a separate and independent function of calorific nerves. Any interference with those impulses will mean disease, too much or not enough heat.

Knowing that impulses directly cause chemical combustion and that in the case above "unsoundness of mind" was the effects of excessive heat due to the direct result of pressure upon calorific nerves which have their leaving place in the cervical, how much better and quicker the result would have been to have gone directly to the cause, adjust that luxation, instead of treating the effects.

Thus does Oseopathy manipulate and treat effects, endeavoring to do with his hands what the M. D. does with drugs, both working to reduce the effects, one with medicine the other with manipulation. Principles are the same. *No advance in principle was made from medicine to osteopathy.*

Osteopathy says "interference to free circulation of the arterial blood caused "starvation of brain." The medical man would give the same. Chiropractic, pressure upon nutritive nerves. Osteopathy, "Venous blood being imperfectly drained caused an irritation and inflammatory condition, M. D. the same logical (?) deduction. Chiropractic, that there was a pressure upon calorific nerves which excited its impulses, increasing its combustion. *Which is scientific, direct, specific, logical, and in accord with facts?*

The D. O. manipulates with dozens of moves over muscles, bones, ligaments, etc., etc., with an object of relaxing muscles so that blood will flow normally between them. The M. D. doses with dozens of medicines in the stomach with the same object of stimulating or retarding the circulation of blood.

The Chiropractor directly adjusts the luxation, releasing pressures upon nerves, which perform and control each function, thus getting back to cause, by so doing he uses only one move for each luxation.

If osteopathy taught the cause of disease, the above points would not be open for criticism.

In reply to an inquiry to Dr. Rush I rec'd the following:—

“Yes, I treated Rev. Staebler from an Osteopathic Standpoint entirely.” (Signed) Dr. RUSH.

THIS IS WORSE THAN OSTEOPATHY.

The October number of the *Iowa Health Bulletin*, published by The Iowa State Board of Health, says in speaking of Chiropractic, "We cannot dismiss this subject without calling attention to a most remarkable statement found in their announcement. They say: "To nearly everybody it comes as a surprise to learn that the diseases of children are caused by luxations of the bones." We presume as there is no expressed qualification that this includes all diseases of children. This is worse than Osteopathy as at present taught—tho when the name "Osteopathy" was coined it must have been the dominant theory—the early practitioners of the system being called 'bone-setters.' One can hardly believe that any person or set of persons could get themselves to believe that all diseases of children are due to dislocated bones. A child in excellent health with no apparent deformity or disability goes into a home where there is a case of measles. It goes home, is apparently well, and in about twelve or fourteen days, it, without any known cause, suffers a dislocation of one or more bones and has a rash, fever, etc., just like they had at the home visited by it. In a few days, without any treatment, the dislocation is reduced and the other children in the home have the same experience with dislocated bones and spontaneous cures! This is Chiropractic as applied more or less to all affections, whether among children or adults. Barnum was right when he declared that the American people like to be humbugged."

We find many remarkable statements in the medical journals, and their books of the last two centuries, that look equally as absurd to me, as the above appears to the editor of *The Bulletin*. There is one great difference; the medical declarations heralded as facts today, are tomorrow considered antiquated, not in accord with facts, thrown in the medical basket, and replaced by others equally as ridiculous.

The P. S. C., Chiropractic's Fountain Head," emphasizes the above by saying that all diseases of children and adults are caused by luxated bones, whose articular surfaces have lost wholly or in part, their natural connection, ow-

ing to external violence or muscular contraction, the latter being caused, as hereafter explained by nerve impingement.

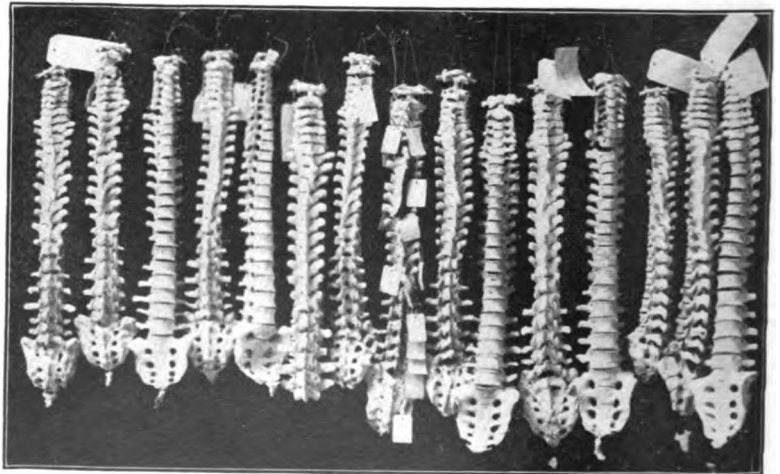
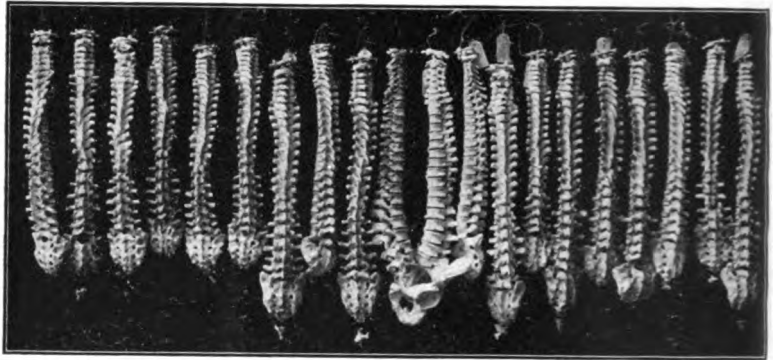
This is surprising to those who have been educated in medical therapeutics; who know nothing but the treating of effects.

The tendency of all reform methods has been to get away from Allopathy and superstition. None but Chiropractors have dared to leave the old time beaten "paths." All schools adhere to the belief that the blood is the agency of disease and the agency thru which the functions are performed. Chiropractors have learned that all sensations are of nerves, even the circulating fluids are under their control, that Innate Intelligence reaches all parts of the body thru the functions of nerves. This reasoning mind, called nature, instinct, subconscious mind, intuition, soul or spirit, so far as we know, has always existed, and will continue to exist throughout eternity. It is transmitted from the mother to her offspring. Educated Intelligence is created during life. It ceases to exist as an entity at death, but Innate carries with it all the knowledge impressed upon it by education.

Displacements of the skeletal frame derange the action of nerves by impingement between the bones so luxated. Dislocated joints are the only places where nerves can be pressed upon.

Disease is but disturbed functions. The articulating surfaces may be displaced by innumerable accidents. Chiropractors realize how impossible it is to replace a vertebra when the patient is braced. The nervous system, during our wakeful hours, is more or less on a tension, but when asleep we are fully relaxed, and the bones of the spine are easily displaced. Do you not remember a certain time when going down a stairway that you had often descended before, but on this particular occasion there was one more step to make, when you thot you were on the floor. You had unconsciously let off the tension, and received a severe shock to your back as a consequence.

As I have said, during sleep we are fully relaxed, there is no bracing or tension against possible accidents. We have a frightful dream, give a sudden jerk, a vertebra is slightly displaced, nerves are impinged. The patient awakens,



Backbone Variations.

ILLUSTRATION NO. 60.

finds that he cannot take a deep breath, there is a catch in his side. The family physician is sent for, and told how well he was when he retired. The doctor does not know the cause; if he did, he would fix it. So, he gives a hypodermic injection of morphine to deaden and stupify the sense of feeling. Why does he use a remedy, a narcotic poison? Because he is ignorant of the luxated vertebra which is impinging a nerve. If he knew of it, and how to replace it, he certainly would do so, instead of treating the effects.

At his second visit, he finds his patient suffering with pleurisy, inflammation of the serous membrane that covers the lung. Bear in mind, these conditions are effects from a cause unknown to the physician. He has not learned that caloric is produced by nerves, that pleuritis is excessive heat, a function performed in too great a degree in the pleura. Therefore, he treats the effects. In years past, blood-letting, opium and mercury were employed. Today, effects are treated by poultices, blisters, and painting the surfaces with iodine. Laxatives are given internally.

During the next few weeks, the doctor studies the case. He watches the changes and complications. The disease progresses thru the acute, subacute, chronic and hydro-pneumothorax. If he is onto his job, he wisely differentiates as to the many stages of the disease. The excessive heat, called inflammation by M. D.'s, thickens the serum, which gathers as an exudation, giving the physician an opportunity to perform an operation.

I have endeavored in the above, to explain the difference between treating the effects and that of removing the pressure, which is the cause of symptoms named diseases. So, from baby in the high-chair to grandma in the rocker, we are liable to accidents which wrench the spine, displacing vertebrae, and impinge nerves.

Many mothers and their offspring are injured at child birth. The accoucheur displaces, unawares, a lumbar vertebra in the mother; the result is child-bed fever, a condition produced by impinged nerves, which cause an abnormal amount of heat. The infant may from a like cause have some form of paralysis, and be an imbecile for life. If the child escapes damage by the obstetrician and the nurse, doctors are lying in wait to poison it with vaccine virus.

All poisons taken into the system, by vaccination, thru

... of
... used
... ising
... to the
... me mor-
... manner.

... about twelve
... so affected,
... of the unwell-
... from poison-
... three days to three
... men, the stage of
... known as measles,
... ative, appear in three
... as morbidic effects on the
... poisons affect nerves in a
... and in a dissimilar manner.
... or febrile symptoms in a
... This is worse than Osteo-
... medical fraternity will be aware of
... F. Kennedy, M. D.

... apparently well, and in about twelve
... any know cause, suffers a dis-
... without any bones and a rash, fever, etc., just
... or more bones and a rash, fever, etc., just
... at the home visited by it."

... have made themselves familiar with
... are not ignorant as to how a dislo-
... produces fever and a rash, similar to those of
... corresponding febrile condition
... subjected to its deleterious poison. The
... water, drank by two or more persons, will
... symptoms in all. Then why think it
... pernicious condition existing at the

that he cannot take a dose of morphine to relieve the pain. The family physician says that when he retired. The doctor, however, did, he would fix it. So, in some cases, morphine to deaden and stupify the nerves as he use a remedy, a remedy which is not of the luxated vertebra which he knew of it, and how to replace it. Instead of treating the effects of the serous membrane that covers the conditions are effects from a pleuritis is excessive in the chest a doctor in the hospital. I must advise the patients.

medical displacement
same poi-

M. D. as good reasons to look for cause of epidemics. Education has to luxate a vertebra. Cause instant death in very dangerous to attempt that survive. Complete luxation of vertebral processes is outside can be impinged in the inter-unctions deranged thereby, is and above all else, it is not worth that Chiropractors have discovered replacing these slightly displaced

change which is going on during the "adjustment," is also unknown to the medical profession. I see and observe hundreds of specimens of vertebrae, which show unmistakably where nerves are impinged in occluded foramina, the softened deformation of vertebrae shaped so by excessive heat, the changes made to suit new imposed conditions. If they too could comprehend the why of "spontaneous cures!"

Best of all is, that replacing the vertebrae to their normal position, takes the pressure from impinged nerves, permitting them to again perform their normal functions. So, "This is worse than Osteopathy," but it and Chiropractic have come to stay.

ited, should cause similar anatomical displacements of those who were subjected to the same position.

and bone looks as strange to an M. D. as the bugs do to me. There are good reasons

He has been educated to look for small as the cause of epidemics

His anatomical education has possibility to luxate a vertebra

old cause instant death in a very dangerous to attend that survive.

o luxation of vertebrae is outside of the inter-

thereby, is not worth covered

ered

“HOW OSTEOPATHY TREATS THE BLOOD.”

The following is copied from *Journal of Osteopathy*, page 196, May, 1904:

“It is well known that pure blood is an absolute essential for health. The blood is the medium whereby all organs and parts of the body are supplied with nourishment for repair and growth.

“There are five ways, at least, how the blood is influenced and treated by Osteopathy.

“The general Osteopathic treatment is something more than a modified combination of massage and Swedish movements. Simply something more by virtue of additional manual spinal column stretching and rib separating. From this we see that Osteopathy is a combination of massage, Swedish movements, spinal column stretching and rib separating.

“Osteopathy also offers much along the line of treatment of rendering and keeping the blood germicidal.”

It will be readily seen from the above that Osteopathy, like Allopathy, is founded on the old bloody delusion, viz: “The blood is the life.”

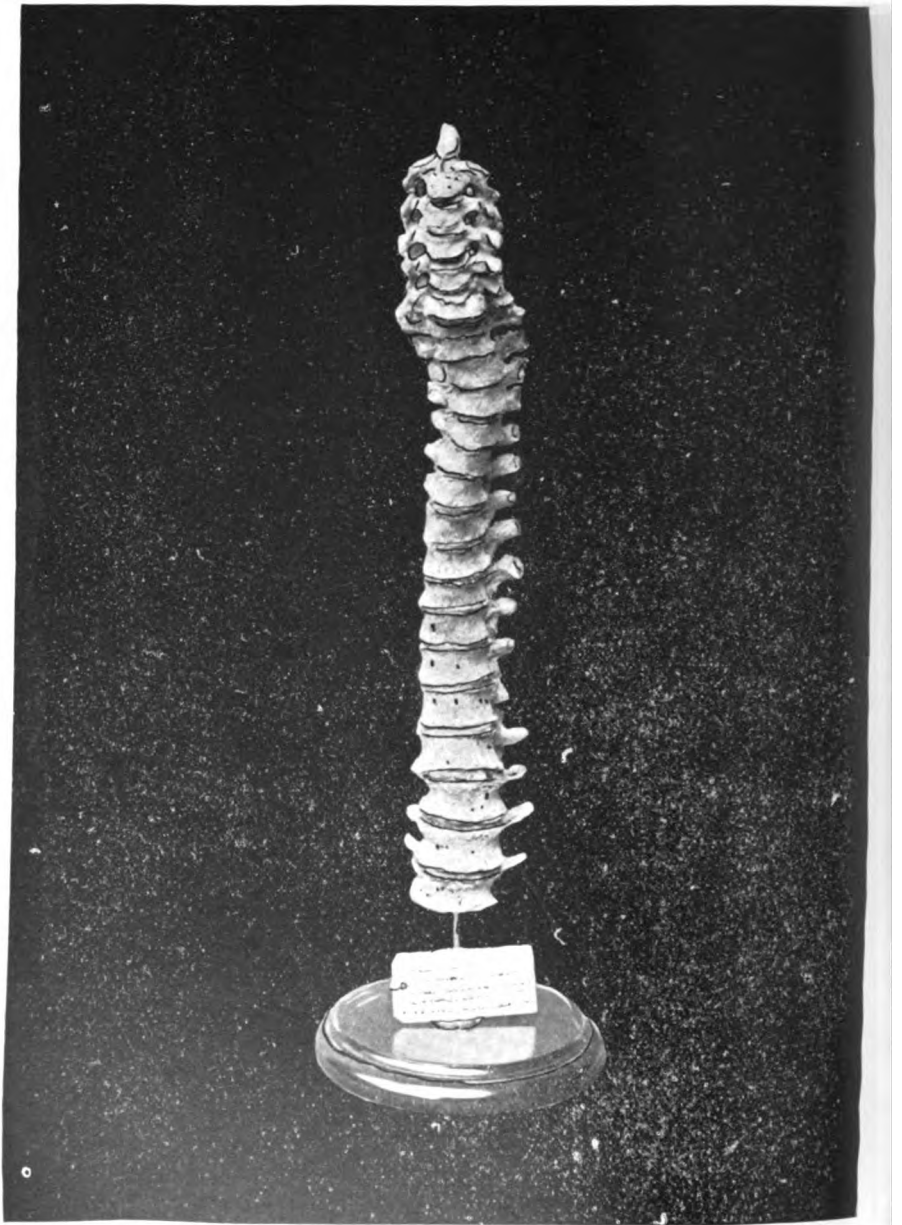
Chiropractors have discovered that nerve impulses are the life of the body. That it is controlled in every act and thought, even to the heating of the body, by Innate and educated brains. That all functions of the body are controlled by nerve impulses, that disease is but deranged functions performing functions in excess, or a deficiency.

I give the above for those who think there is no difference between Osteopathy and Chiropractic. Spinal column stretching, even if used by a Chiropractor, is Osteopathic and not Chiropractic.

The Des Moines Osteopath says of the etiology of Rheumatism, “It is highly probable that the exciting cause is a micro-organism. Out of the laboratories of the body appear antidotes for the toxins and poisons for the invaders.”

Chiropractors find that the “micro-organisms” are there as scavengers, as a result rather than a cause.

The Osteopath readily drops into the time worn ruts of the Allopath—disease is an invader—there is a fight on hand—the body preparing antidotes, poisons to offset those of the micro-organism.



Spinal column. Atlas lacking. Scoliosis to the left at 3rd dorsal and 2nd lumbar. Lordosis of cervical. Carried head thrown backward. Cervicals large and wide. Left articular process osteomalacia. Spinous process of 4th and 6th grooved Double transverse foramina on right of 5th and 6th. 6th on the left and 7th on both sides are minus transverse foramina. Small intervertebral foramina on the right between 7th and 10th. Intervening facets between 17th and 19th dissimilar. What direction should the spinous process of 20 be thrown and why. Why is the spinous process of 21 shorter than the one above and below? Column of 23 true vertebrae. The first lumbar lacking.

ILLUSTRATION NO. 61.

CHIROPRACTIC VS. OSTEOPATHY.

On page 367 of "*The Journal of Osteopathy*" we quote, "Bony lesions, such as hip dislocation, vertebral and innominate deviations, as a rule, draw the softer tissues out of line, and this disarrangement or the tension of the ligaments and muscles causes an abnormal pressure on associated blood-vessels and nerves."

Chiropractors assert: displacement of bones impinge nerves, causing deranged functions.

There is a wide difference between drawing the soft tissues out of line, and pressure on nerves; ligaments and muscles causing pressure on blood vessels, and pressure on nerves between joints.

Dr. George A. Still says in *The Journal of Osteopathy*, "The continued source of energy, and in fact, the nourishment of the entire system, I found to be a dark red fluid called blood." "An unobstructed, healthy flow of arterial blood is life."

Chiropractic says: "The source of energy and the nourishment of the entire body is due to the *nervous system*."

The reader will readily see that the fundamental principles differ. He further states, "In our schools we teach all that the best men of other systems of therapeutics study."

The P. S. C. does not teach therapeutics, because they do not use remedies.

CHIROPRACTIC NOT OSTEOPATHY.

G. S. Archer, D. O., 217 Brady street, Davenport, a graduate of the Des Moines school of Osteopathy, says in his circular, "Osteopathy has nothing in common with Chiropractic."

A. P. Davis, M. D., D. O., one of the first graduates of the American School of Osteopathy, says under oath, "I am familiar with the science of Osteopathy as originally taught by Dr. A. T. Still, of Kirksville, Missouri, having been with it from its very beginning; having been a teacher in the first Osteopathy school, in which said science was taught, having learned it from personal contact and by 'word of mouth' from Dr. Still himself and having written and had published the only book explaining Osteopathy entitled '*Osteopathy Illustrated*;' that I am also acquainted with the science of 'Chiropractic' as taught by Dr. D. D. Palmer, of Davenport, Iowa, having taken the Chiropractic course of instruction of Dr. Palmer, and being perfectly familiar therewith, I would state that the said two sciences above named are as distinct from each other, as regards application, as day is from night, that either can be practiced without the other or the knowledge of its existence, and therefore they are entirely different sciences, applied differently, are in no way related to each other, and are independently and absolutely different."

CHIROPRACTIC AND OSTEOPATHY DISSIMILAR

“Practice of Osteopathy,” by E. H. Laughlin, in answer to the question, “Where look for bony lesion in whooping cough?” says “Along the upper, middle and lower cervical vertebrae. The clavicle, first rib, and the first and second dorsal vertebrae are also often found displaced.”

Chiropractors look for and find one dorsal vertebra luxated in all cases of pertussis; they find no other displacements.

He then says, “Give the treatment for whooping cough,” and answers it thus: “Relax all tissues involved, remove the lesion, free the circulation about the larynx and whole respiratory tract, stimulate the lungs, raise the clavicles and ribs, and remove all sources of irritation to the laryngeal innervation. To relieve the cough, treat down along the larynx and trachea, and about the angle of the jaw. A general treatment should be given to avoid the complications and sequelae that may arise. The patient should be carefully protected from changes of temperature. During the catarrhal or febrile stage the patient should be confined to the bed. The diet should be light and nutritious. Hygiene is an important factor.”

The Osteopaths give lengthy treatments; the Chiropractors do not treat at all, but instead, they adjust luxations, which takes but a moment. This being an acute disease—the displacement of recent date—it requires but *one* chiropractic adjustment.

Wherein is there any similarity?

Dunglison’s Dictionary says of whooping cough, “The cause cannot be removed.” R. Dunglison and T. L. Steadman were not acquainted with Chiropractic.

"NINETY-FIVE PER CENT."

We are in receipt of two copies of *The Independent*. The issue of Nov. 9th contains five pages on Osteopathy.

The head line is "*The Principles of Osteopathy by Dr. A. T. Still.*"

At the head of the article, the editor makes an explanation that "Dr. Still was aided in the preparation of this article by his nephew, Dr. G. A. Still."

The probability is that A. T. Still never saw this four page ad, for which he is given credit.

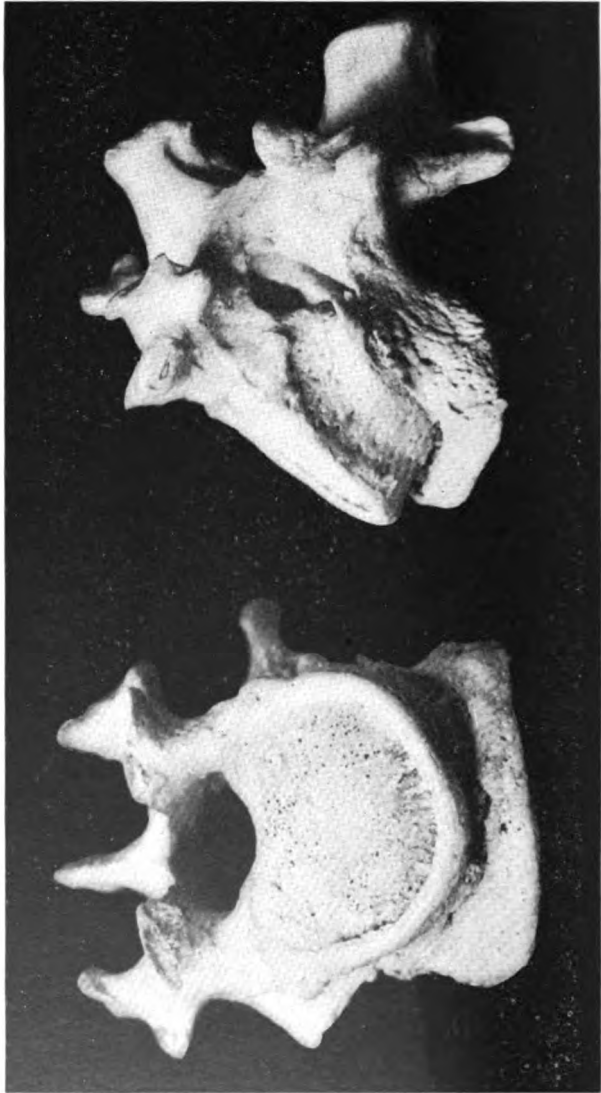
My objection is, G. A. Still when referring to the spinal foramina, *stole a stereotyped Chiropractic expression*, which was coined and placed in literature by D. D. Palmer. But in this article the reader was given to understand that Dr. A. T. Still was the author of it, *which neither he nor any other Osteopath ever was.*

The statement referred to, "At these foramina we find the seat of ninety-five per cent or more of the lesions."

"Osteopathy is advancing" *on Chiropractic.*

In Nov. 16th issue, James T. Walsh, M. D., quotes this Chiropractic sentence, giving Dr. Still the credit. No wonder a large percentage of the public think Osteopathy and Chiropractic are one and the same.

Dr. A. T. Still never made such a statement. But, says some Osteopaths, "Osteopathy is advancing." Yes, on the road blazed by Chiropractors!



Two views of what is left of the last dorsal and first lumbar vertebrae. These were nearly destroyed by caries, passed thru the period of softening into the period of eburnation, and were ankylosed, making a sharp kyphosis.

The density of the osseous structure (the bone of the vertebrae) depends upon the stage of the morbid (diseased) process, it becomes soft or carious by excessive heat (inflammation), and as hard as ivory in the last stage of osteosclerosis. Disease is but extremes of normal functions.

“CHIROPRACTICS A COUNTERFEIT.”

The above is copied from the December issue of *The Osteopathic Physician*.

Chiropractic is the name of a science. There is but one, therefore, it should be used in the singular number.

Judging from Osteopathic literature, it appears that *they* are doing the counterfeiting, or copying. The Allopaths used to state in their medical journals, that Osteopathy was a part of their practice, now the Osteopaths want to be the whole thing.

The Journal of Osteopathy, on page 355, referring to the intervertebral foramina, says, “At these foramina we find the seat of ninety-five per cent or more of the lesions.”

This statement is given by Dr. Geo. A. Still, as emanating from Dr. A. T. Still.

In all of A. T. Still's writings, he has never made such an affirmation, neither have we seen it in any literature, except that of Chiropractors.

In Dr. A. T. Still's book on Osteopathy, containing 319 pages, there are *only seven lines which refer to displaced vertebrae* as being the cause of disease. He frequently speaks of colds, sudden changes in temperature, electrical shocks, poisons, bacteria, germs, and pressure on blood vessels. It abounds in such expressions as bad, impure, poisoned, obstructed, stagnant, detained, stoppage, a lack of, shortage of, lack of drainage, fermentation, and diseased blood. He also gives faecal impaction, retention of lymph and chyle, a lack of or too much gas, constricted organs piling on each other, deposits in veins, dried ear wax, and displaced ribs as causes of disease.

Why should Dr. A. T. Still give all of the above, and *barely mention slipped vertebrae*, if he thot “ninety-five per cent, or more” of the cause of disease is in the foramina of the spine?

LESION VERSUS SUB-LUXATIONS.

The lesion theory of the Osteopaths, is not that of sub-luxation of the Chiropractors.

There are lesion Osteopaths, in contradistinction to those who believe the cause of disease is bad, impure, poisoned, diseased, a lack of, fermentation, pressure on blood vessels, detained, stagnant, obstructed, shortage of, lack of drainage, and stoppage of blood.

The Osteopaths copied "lesion" from one of the Allopath's sign-boards.

Lesions are spoken of by the M. D.'s and D. O.'s as being the cause of ailments. Chiropractors consider *lesions as effects* and not as causes. They hold that all disorders are the result of luxations of joints, more especially of the vertebral column.

Lesions include any morbid change in the exercise of functions, or the texture of organs, any derangement, or disorder of any tissue.

Dr. A. T. Still defines what a "lesion is in Philosophy of Osteopathy," P. 34, where he states: "A lesion may and does appear on a part or all of the person which may appear as a growth or withering away of a limb in all its muscles, nerves and blood supply."

A luxation of a joint, to a Chiropractor, means pressure on nerves, abnormal functions creating a lesion in some portion of the body, either in its action, or makeup.

A lesion is a pathological change of functions. A trophic lesion is one depending upon an altered nutrition of that part. A traumatic lesion is where a wound causes some ailment, such as fever. A toxic lesion refers to a poisonous cause.

Any abnormal action of nerves, muscles, or organs, is a lesion. It may include displaced vertebrae; of which Osteopaths are becoming more familiar, associating the name lesion for a Chiropractic luxation.

CHIROPRACTIC VS. OSTEOPATHY.

To illustrate more fully the difference between the medical and Osteopathic treatment, and that of Chiropractic adjustment; we will briefly describe the treatment of the two former, and the adjustment of the latter.

The Medical use hygienic measures to prevent the spread of the disease, and vigorous treatment of swabbing the throat with disinfectant solutions for the purpose of destroying the bacilli. The nurse holds the child on her knee, with its head resting on her shoulder. The nose is held until the child opens its mouth, then a cork is placed between its teeth and the irritating of the already swollen inflamed throat is performed. Enlarged tonsils are often removed. General or specific medication is used to counteract the effects of the poison created by the decay of the bacteria, the complications and the sequelae that are sure to follow.

The Allopath and Osteopath agree on etiology and diagnosis; and only differ in the latter, trying to do with his hands what the former aims to do with drugs. They both look upon diphtheria as an enemy that has to be combated with the most formidable guns and ammunition in their armamentarium.

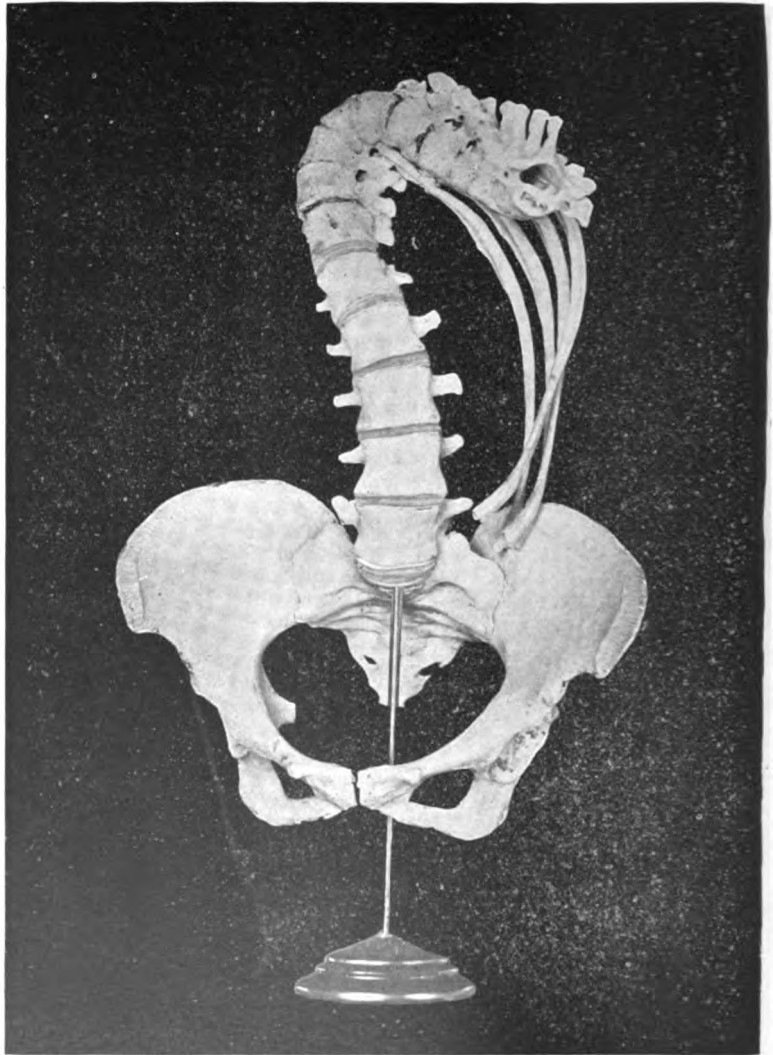
The Osteopath treatment for diphtheria consists of more than 200 different movements of general and special treatment, such as pulling, stretching, rotating, raising clavicles and muscles, in fact a general overhauling of the whole body which takes a good operator one and a half hours. This is to be repeated every six to eight hours. The object of these manipulations is to prevent stagnation, fermentation, and equalize the circulation of the fluids.

The reader will observe that the above schools treat the effects which are known as diphtheria. They agree that the bacilli are the cause. Chiropractors find that bacilli are there as the result of dead matter as much so as mold found on decaying cheese.

Chiropractors understand that necrossed mucuous membrane is a result of excessive heat, commonly named inflammation; that diphtheritis is caused by those nerves which end in the membrane of the throat being pressed upon in a right dorsal foramen, which is occluded because of deleterious substances acting upon the sensory nerves

which in time effect the motor. This abnormal sensation and motion acts on the adjacent vertebrae displacing them sufficiently to pinch nerves which cause the inflammation at their twig ends.

The Chiropractor replaces the displaced vertebra by one move which is distinctly Chiropractic and effects cannot exist without cause—result? The individual is well in one to three days. Wherein does Chiropractic resemble the Allopath or Osteopath?



Column of seventeen true vertebrae. Torsion and curvature. From 9th to 20th is ankylosed. Lumbar transverse processes, mammary tuberculosis, alae and first sacral foramina are dissimilar. Sacrum has first vertebra of coccyx ankylosed. Four ribs remaining, distorted in shape and show no angles. Three costal facets for each of 11, 12, 13 and 14 right ribs. Laminae of last dorsal and first lumbar exostosed. Ribs articulate. Eighth vertebra has two full facets on left side. Full costal facets on right side of 9, 10, 11, 12 and 13. Exostosis on lamina of 17, Apex of centra of 10 and 11 on the right. Apex of 14, 15 and 16 to the left. Sacrum is almost at right angle to the vertebral column. Rib shafts are almost straight. Intervertebral cartilage between 13 and 17 are wedge-shaped. Superior and inferior right facets of 9 and 10 face downward and upward. The extending of the ribs to the inside and below the crest of the ilium, is due to apparent elongation of ribs by the curve being lengthened and the upper two-thirds of dorsal curved to the left. The foramina for vertebral arteries in seventh cervical are dissimilar in size and the left is open anterior.

ILLUSTRATION NO. 63.

IS CHIROPRACTIC OSTEOPATHY?

Mrs. M. E. Kale, of Milan, Ill., says :

My son Will, aged 17 years, came home sick on Saturday, Aug. 10th, and went to bed. On Monday we called our doctor, who pronounced his disease typhoid fever, and said he need not think of being out before three weeks; that the fever had to have its run.

On the following Saturday afternoon Dr. Palmer, by request, sent two of his students to see him. They have him no medicine, and used nothing but their hands to adjust a displaced vertebra. Our doctor called in the evening, took his temperature and found only a slight fever; he said that was funny. He told us in the morning that his fever would rise toward evening and each day would be higher. The next morning he was surprised to find his temperature normal; he could not understand why such a sudden change. He did not know that a Chiropractor had replaced the displaced vertebra. In the afternoon the two students gave him the second adjustment. The next Tuesday, Will went to Davenport, a distance of six miles. Our doctor saw him over there and told me that he was out too soon, that he should have kept in bed for two or three days yet. We like the Chiropractic method and recommend it.

Is the above statement true? If not, that M. D. has an opportunity to prosecute Dr. Palmer for sending misleading statements through the mail, securing students, patients and money by fraud. Or did the M. D. make a mistake in diagnosis? If he don't know typhoid fever is he not liable to make errors in diagnosing other fevers? An M. D. only needs to know that the patient has fever. He does not understand what joint fails to articulate properly, thereby causing a local inflammation, creating a general fever. In a medical educational point of view, it is well for him to be well read upon the morphology, pathogenesis and biological characteristics of the bacillus which his microscopical perception fancies to be the etiology. But it is necessary for a Chiropractor to know what nerves are impinged by a luxated vertebra producing an inflammation from which the heat emanates.

In typhoid fever we are able to locate *the* cause, and adjust it. I will adjust free any case pronounced typhoid by an M. D., provided he so states it in writing. They claim

it is one of the self-limited diseases. There is more money in treating such, keeping them on the pay roll for 3 to 12 weeks, than there would be in adjusting the displaced bone and having him up and out in 1 to 3 days, which causes it.

It is hard on the patient to be kept in bed for many weeks. It is also hard on the M. D. when a Chiropractor calls and adjusts the luxated vertebra.

The Osteopathic treatment for typhoid fever as given by E. H. Lauglin in his *Practice of Osteopathy* is:

"Relax all tissues involved, remove any spinal, rib, vertebral, or muscular lesion present; give a careful cervical treatment, (do not fatigue the patient;) stimulate the lungs and heart; most of the treatment should be directed to the spine; quiet the nervous system; keep the kidneys active; gently spring the spine; in giving the spinal treatment pay much attention to the lower dorsal and lumbar regions. Treat the diarrhea in the usual way. (As given on page 41.) Relax the tissues along the spine, remove the lesion, inhibit the spine from the sixth dorsal to the coccyx, raise the ribs, free the general circulation and treat the liver. Have the patient lie on his face, place one hand over the lower lumbar region and the other beneath his knees; then press down with the hand on the lumbar region, and at the same time lift up with the other hand, being careful not to lift too high and hurt the patient. Treat the liver and spleen, raise the ribs, and raise the intestines with great care. Treat the superior cervical ganglion for the fever. This regulates the systemic circulation by affecting the general vaso-motor center in the medulla. Inhibition of peristalsis should be done by work from the ninth dorsal down along the lumbar region."

B. J. Palmer, D. C.

Lisbon, N. D., Nov. 1, 1905.

I have ten patients. I had a case of typhoid fever, a boy nine years of age. His temperature was 103.5. After the first adjustment his heat was 99. It was 98 after the second. On the third day he went to school. I did as well with diphtheria. I have a case of hemiplegia of two years standing, is now a happy man. Last eve I adjusted an M. D. for diarrhea, he is better.

I am pleased with Chiropractic, and my patients are satisfied.

I remain yours very truly,

A. G. Evans, D. C.

Dear Doctor Palmer: Coldwater, Mich., Nov. 2, 1905.

Your most interesting announcement received. I shall anxiously wait for your explanation of chills and fever. It will be read with pleasure, as I have done with your other items on this new science. Etiology and pathology are opening up to me in an entirely new and beautiful light. The science which you are promulgating is so far ahead of any other system, that there is no comparison. The study of Chiropractic is fascinating. Its possibilities are great.

Last eve I adjusted a case of typhoid fever. I am elated over the results. The subject was a boy twelve years of age, strong and robust. His fever (excessive heat) was 103.6. Forty-five minutes after the adjustment, his temperature was 101.8. Nothing was done except the one move of Chiropractic. I look upon this case, and the results as being wonderful.

I do not hesitate in saying, that you have the greatest science in the world. As a benefactor to suffering humanity, you will be more and more appreciated as the principles of Chiropractic become known.

Wishing you further success, I am most sincerely,
E. E. SCHWARTZ, D. O.

Drs. Evans and Schwartz two of our students, give the results in two cases of typhoid fever, by Chiropractic adjustments. They used nothing but the *one* move which is given in a moment.

After graduating at The Kirksville School of Osteopathy, and taking a short course at *The P. S. C.*, I feel competent to judge of, and appreciate the difference between the two sciences as taught by their parent schools.

Both use their hands, but in an entirely different manner. Neither one uses the movements of the other.

The etiology of the two are dissimilar.

The Chiropractors adjust for many diseases which the Osteopaths do not. They adjust acute diseases by one or two adjustments. They are given in a few seconds, without any previous relaxing of muscles or ligaments. Exostoses and ankyloses are disposed of by a different method.

The two sciences are unlike in regard to the cause of disease and the mode of application. An Osteopath may not know anything that is Chiropractic, and vice versa. They are in no way related to, or similar to each other.

It is my opinion that an Osteopath could find enough

to study with profit at *The P. S. C.* for nine months; it is my desire to do so in the near future. Their immense anomalous and pathological collection greatly facilitates a student in obtaining a knowledge of Chiropractic.

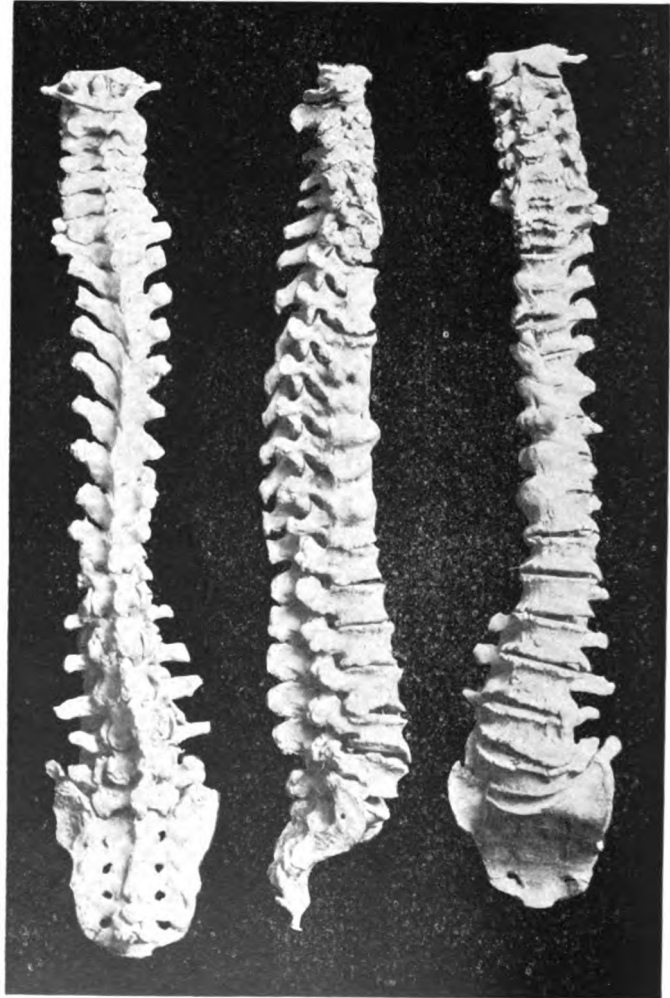
I am well repaid for my time and outlay.

Elkhart, Ind.

J. L. HIVELEY, D. O.

Where is the man or woman who can see any resemblance between a Chiropractic adjustment, one move, and Osteopathic treatment, all the above, for typhoid fever?

These two sciences differ as much in their treatment and adjustment for other diseases, as in typhoid.



The cut below presents three views of a pathological abnormal spine.

Normal nerve functions will remove these growths of bone. Chiropractors remove the pressure from nerves, thereby allowing them to act naturally, removing abnormal growths.

ILLUSTRATION NO. 64.

OSTEOPATHY PASSED AS CHIROPRACTIC.

The P. S. C. stands for and will object to any other method being palmed off as Chiropractic. The public desires to know just what there is of this lately developed science. If we allow anything and everything to be held forth as the science of Chiropractic, how are we going to enlighten those inquiring?

M. R. McBurney, D. O., writes a Chiropractic article for March (1906) *Naturalis*. The editor allows it to go in without objection. I presume he excuses himself by, "The Editor is not responsible for views expressed by contributors."

M. R. McBurney says, "A man lies deathly sick with nausea and vomiting, 'cause he had recently eaten a generous dinner." A large dinner does not cause nausea and vomiting. All animated creation (including man) feels contented and happy with a full stomach.

He further says, that the cause of nausea and vomiting was because of the stomach not being able to digest the food. Those who have *indigestion* suffer from a *sensitive* condition of the nerve endings on the inner surface of the stomach. He then takes one more hitch toward the primary cause by saying, "The nerves to the stomach could not send the proper impulses." Where there is a lack of vital nerve force because of impingement, there is no nausea or vomiting. Those symptoms indicate, that something of a poisonous nature had been taken in the stomach. It refused to retain it, acted on it, as it would any medicine by vomiting or purging. Remember that the stomach acts, rebels against the intrusion of a foreign substance; medicine does not act on the stomach; Innate gets rid of an objectionable dose of vomiting, or by using a plenty of water to wash the objectionable dose out by purging. If the proper amount of nerve force could not be transmitted, then the stomach retains the food longer than usual.

He takes another step toward an explanation and says, the nausea and vomiting was because he fell and injured his back. An article on Chiropractic should have made this statement at first, stuck to it, and explained of what the injury consisted, how the spine was wrenched, displacing a vertebra, which partly closed a foramen in the dorsal portion of the spine, thru which the nerves of innervation

passed. But, instead, he gives another cause still back of the fall, viz., a defective brain. He does not stop even here, but, "Takes up the clue" and finds that there was yet another cause behind all these; that many years before when a child, then had diphtheria, which was not properly managed, that "diphtheria acted back on nerve centers of the neck, causing ligaments to contract and cut off the normal flow of blood to the brain." This is osteopathy pure and simple; making diphtheria a cause instead of an effect. He ends this long list of one cause producing another by saying, "The cause might be traced much farther." Chiropractors look upon osteopathic causes as effects.

Now let us see if we can follow "the clue." Nausea and vomiting is caused by overeating. The cause behind this is a fall which injured the back, that caused an absence of proper impulses, then an "improperly organized nervous system," next "a defective brain." Diphtheria was the next link in following "the clue." It "cut off the normal flow of blood to the brain." He had followed "the clue" back to the basic principle of osteopathy, and then stopped, altho he says "the cause might be traced much farther."

Our great objection, is, that the above osteopathic mix-up, altho not good osteopathy, is passed off for Chiropractic, of which it has no resemblance.

He clinches the above uncertain, confused, mazy gloom by saying:

"It is doubtful if we can ever get back to the first cause in a given case for we are living in the present which is related to the past but the avenues of related knowledge are not equally well established. It is advantageous to us to penetrate this maze, for the further back we can go the more powerful will be the aid we can bring to our fellow man. The ordinary observer may compare a few stages but soon becomes confused. The farther back the more gloom and uncertainty, for the channels of relation are not easily discerned."

He leaves the reader floundering in the doubtful, confused, mazy gloom of uncertainty as to the "first cause."

He further says, "Chiropractic has come as a revelation to enlighten this gloom." For the sake of suffering humanity put on the Chiropractic searchlight, dissipate

the gloomy mist. Do not befog the minds of investigators by issuing such misrepresentative statements as is contained in the article we have briefly compared with Chiropractic.

CHIROPRACTIC VS. OSTEOPATHY.

We are in receipt of Vol. I., No. 4, of *Journal of Scientific Adjustment*. It contains many well explained articles on the whole is Chiropractic. A few corrections that follow would clear some thots.

The Chiropractor wishes that all journals professing to give Chiropractic news were one-half as good. Like everything else better try and fail, than not to try at all. It takes work and clear understanding of what you write about to edit a journal.

"Pain is the effort of nature to restore harmony in the system." Pain represents the lack of ability of Innate to carry impulses to a given point. The lack of impulse is the abnormal condition known as pain. It is "nature's" inability that is here expressed. She cannot express "the effort" that is held back by pressure.

"An overloaded stomach will tax the suspensory muscles that they will relax partially, letting drop to a lower position than normal." If stomach is innervated correctly it is impossible to "overload." Capacity is limited and when reached expulsion of its contents take place. This is Innate's method of protection.

"Then, through reflex influence dorsal muscles become involved and the vertebrae are left exposed to shock and susceptible to dislocating influences." It is the luxation that makes "dorsal muscles" relaxed. Sensory impression is first carried from the crowded stomach to Innate who immediately acts upon that impression by sending a motor, responsive impulse, what you call "reflex influence" thus expelling the intruder. In her efforts she may be more than taxed to the utmost, if so that is the strain and sub-luxation the result.

"Again, the overcrowding of the stomach capacity causes pressure against the adjacent liver and lungs. The blood is not able to be purified well, and as a consequence, the heart and arteries labor to circulate the heavy fluid; the liver cannot eliminate impurities sufficiently quickly and calls upon skin and blood to assist," etc.

The above paragraph is the fundamental principle of Osteopathy. I would suggest that Dr. S. study the anastomoses of blood, arterial and venous, after which you will know that checking the onward flow of blood is impos-

A few of the Sterna in the possession of *The P. S. C.* A close observation of these half-tones will show a great variation in the different sterna. It is as important to a Chiropractor to understand the abnormal conditions that may exist in the sterna as a result of pressure upon nerves in the spinal column by the osseous changes as well as the softer tissues.

ILLUSTRATION NO. 65.

sible. If stomach, liver and heart trouble were existing at the same time that would be no indication that one caused the other or the other the one. Each must have its individual cause. To admit that the liver can have a disease without pressure upon its nerves thus disturbing its impulses means that we can have any disease, in any part of the body by producing pressure upon its circulation.

Pain in the first finger was not caused by inflammation in finger No. 2, yet both have a cause in the cervical. Because they were together and were swollen, rubbing the first is not a Chiropractic cause.

"As the root *practice* means the same on both terms," so many practitioners get the thot that "practic" means "practice." Translated from Greek *praktos* means "done," Chiro, hand, and *praktos*, done. One who does with the hand—any individual using the hands is a Chiropractor.

DR. W. A. HINCKLE AND CHIROPRACTIC.

The April number of *Journal of Osteopathy* contains an article "Concerning Chiropractic" by "W. A. Hinckle, D. O."

When the doctor writes for a medical journal, he is an M. D. He at one time offered his services as a scribe to *The Chiropractor*, whereupon, I at once told him, that he would have to learn Chiropractic before we would consider him qualified to write articles suitable for this monthly.

Since Dr. Hinckle made me the above offer, he took a Chiropractic course from one of our students, W. J. Robb, for which see *The Chiropractor*, Vol I., number 11, page 15. This course consisted of an hour, for which he paid Dr. Robb \$5.00. Dr. Hinckle's teacher gave us a signed statement which says, that he told him nothing that was Chiropractic. And Dr. Robb's student reported in Peoria that he had "learned all there was of Chiropractic."

He tried pumping "Old Chiro" an hour, but such sophistry used by slickers, does not suck much information from "Old Dad."

His article, when read by Chiropractors, will cause a smile of contempt for one who tried to palm off upon Osteopaths and Chiropractors much for Chiropractic which has never been taught at *The P. S. C.* True, Dr. Hinckle has gathered up some of the principles of this science from reading *The Chiropractor* and our literature.

For the benefit of our many D. O. subscribers, we will briefly notice some of Dr. Hinckle's mistakes. He says "These facts (Chiropractic) have been known and taught by Dr. A. T. Still and his followers." We will be pleased to have Dr. Hinckle tell our readers in *what book, or journal, we can find the principles of Chiropractic previous to 1895.* Since that date, Chiropractic literature has been copied by Osteopaths.

Osteopaths, who take a course at *The P. S. C.* do not recognize the "kidnapped child" as Osteopathy, "rechristened Chiropractic."

He makes similar thrusts at Chiropractic as the M. D.'s have towards Osteopathy. "Most of the theories and teaching peculiar to this system which are really new, have no better foundation than a distorted imagination and can easily be refuted by any one with an elementary know-

ledge of anatomy and physiology." Thanks for so much credit, at least for changing the raiment of the "kidnapped child."

Dr. Hinckle's article shows that he has learned somewhat of Chiropractic from reading *The Chiropractor* and our literature.

As to *The P. S. C.* differing with established "knowledge of anatomy and physiology," is not denied. If they had not done so, Chiropractic would not have been born, would not have been developed into a specific science, it would not be upsetting all the therapeutical notions and methods. Chiropractic does not accept anything as true just because any school says so. They are independent thinkers.

Yes, Doctor, very many times "two or three osteopaths have taken up this system" and know that it is entirely and radically different from any other method.

Many thanks for the advice given. "Suggests the advisability of investigating these claims and methods in what way, if any, they are superior to older and better established systems, and if they offer anything which we as physicians may adopt with profit." I would ammend the above suggestion by advising the investigator to not stop at an hour's instruction, which may be bot for \$5.00, but to take at least a month's course and learn something before rushing into print claiming to have learned all there is of it.

Dr. H. should have inserted the word *only* in the following sentence, in order to have stated the fundamental principles of Chiropractic. I will quote him inserting the word *only* in order to make it correct.

Chiropractic is "based upon the same fundamental principles, i. e., sub-luxations of osseous tissue as the *only* etiological factor in disease."

He says "The only difference in the two systems is a difference of applying those principles, a difference of method." The Allopaths and Osteopaths agree in diagnosis, physiology, pathology, bacteriology, therapeutics, anticeptics and hygiene, the only difference being in the method of application. Yet the latter think that this is sufficient to make a distinction in schools. There is a greater difference between the Chiropractors and the Osteopaths, than between the Osteopaths and Allopaths. The Chiropractors

not only differ with medical and osteopath schools in the above mentioned branches, but also in the mode of application.

He uses the same argument towards Chiropractic, as do the M. D.'s toward Osteopathy. Altho the medical laws were framed eight years before Chiropractic was discovered, they want the medical to include the nonmedical. How could they make a law for a science, to control a knowledge of principles and causes which were not known?

"However as Osteopathy is founded upon a principle and not upon any method of applying that principle the Chiropractic method of reducing subluxation is a legitimate part of Osteopathy and can in no wise be said to differentiate them as separate and distinct systems." The Osteopath *principle* is, to include all there ever was of massage and Swedish movements, and all there will be of Chiropractic, in order to build the combination-Osteopathy. They have stolen what they desired of Allopathy, Massage, Swedish movements and now are trying to steal Chiropractic. Everything that they can seize, "is a legitimate part of Osteopathy."

"His method of reducing it (sub-luxations) would be of no consequence just so the result was obtained. "Chiropractors think their method of reducing sub-luxated vertebrae of great consequence, because they get quicker and more certain results, and the movements devised by Dr. Palmer are specific.

"Of one hundred Osteopaths probably no two of them would proceed in exactly the same manner though all of them would be practicing osteopathy." The reason why no two Osteopaths proceed in the same manner, is, that Osteopathy is not an exact science. Chiropractors (*we do not refer to mixers*) use the same scientific method of adjustment which is given in less than a minute. Osteopathy is not specific; Chiropractic is. B. J. Palmer adjusted 12 persons, in the presence of the clinic, in seven and three-quarter minutes, 16 in fourteen minutes at another time. Two were new patients, and four were women. That beats any Osteopathic record. As an Osteopath once remarked, "Chiropractic for brevity beats anything I ever saw." He was a graduate of the Still School, and had never seen the like before.

20 Sacra each of which is different in its anomolus, pathological features. The Chiropractor to be thoroughly equipped should have a very extensive knowledge of the Sacra—normal as well as abnormal.

ILLUSTRATION NO. 66.

"Probably most of the Osteopaths would relax the softer tissues and by flexion, extension, and rotation cause the parts to assume their normal relations." *Yes, very probable.* But were we to see a Chiropractor doing so, we would remind him that was Osteopathy—not Chiropractic.

No. Dr. H., the Chiropractor would not "make the same diagnosis" as the osteopath. The Osteopath diagnose, Chiropractors *analyze* symptoms back to cause, thus Chiropractic differs much more than the Osteopathy and Allopathy.

Right you are. "The Chiropractors would adjust it by a different method." Correct you are. "The method of procedure only is different." Only, that you should have left out that word "only."

Dr. Hinckle, you are off again. Chiropractors do not adjust "lumbar subluxations in the same manner as the dorsal."

You are very far from the Chiropractor's Bulls Eye, when you state, "To adjust in the cervical region the head is rotated either to the right or to the left owing to the direction it is desired to move the vertebrae." Osteopaths rotate the head. Chiropractors *never*. Did you ever get that notion in your head when you took that \$5 course, from which you learned "all there was of Chiropractic?"

When Dr. Hinckle reads this, he will be self-wise beyond measure. Then he will surely think he "has learned all there is of Chiropractic."

It is a fact that Chiropractors do not study chemistry, histology, urinalysis, bacteriology, antiseptics, hygiene, nor dietetics. The first five are of no use or value to a Chiropractor, but are that all important to an Osteopath, because *he treats these abnormal effects*. Hygiene and dietetics are only given a passing notice in *The P. S. C. for Innate knows far more in regard to the functions of digestion than all the books ever written*. Chiropractors replace the displaced parts of the human frame so that Innate *can* perform its functions in a natural manner.

The P. S. C. does make a specialty of anatomy, more especially of the backbone, pathology and diseases of women.

We close by repeating Dr. Hinckle's advice.

"Osteopaths should investigate this method and its

results as compared with those obtained by other methods and determine to what class of lesions and cases, if any this method is best adapted, let us not judge of this method before investigating it lest we stand in our own light and shut ourselves out from that which may be of value as many have done concerning Osteopathy."

NEUROLOGY BY A. P. DAVIS, M. D., D. O.

In this issue we will confine our remarks to the chapter on page 87.

We quote, "Dr. D. D. Palmer of Davenport, Iowa, roundly asserts that pinched nerves are the cause of eighty or ninety percent of all diseases."

Dr. Davis is behind the times. He should remember that Chiropractic has advanced in the last seven years. We now assert that 100 percent of all diseases, are caused by impinged nerves.

"He also asserts and states in his journal, that all nerves which influence any part of the system emerge from the spine."

Allow me to state this proposition more clearly and emphatically. Spinal nerves include all the nerves of the body. They have their origin in the spinal cord, and emerge from the vertebral canal between the vertebrae on either side of the spinal column.

"That he is mistaken, one only has to refer to nerves which come from the brain, end in the nasal organs, in the eyes, in the ears and teeth, which are certainly not spinal nerves."

Graduates of *The P. S. C.* are able to correct diseased conditions of the nose, eyes, ears and teeth, by adjusting certain regions of the vertebral column.

"That there are impingements of nerves along the spine we readily and freely grant, and know to be a fact; but to assert that luxations, as he is wont to assert, are responsible for nerve impingements, we most emphatically deny. Any one who ever examined a spinal column can readily see that to dislocate a vertebra, absolute violence must be inflicted."

If nerves are not impinged in the intervertebral foramina by luxated vertebrae; where or what would impinge them?

To displace vertebrae, violence of more or less force must be used. The amount depending upon how much the individual is prepared for the shock. Luxations are more easily made when the vertebral column is not specially braced for the attack. Many specimens in our osteological collection show healed and unhealed fractures of all

portions of the vertebrae, more frequently of the processes. There are others, which have two or more vertebrae ankylosed ("anchylosis." Webster spells it both ways), showing displacements.

"When a vertebrae is luxated anywhere, a paralysis immediately ensues to all parts below the luxation, in which the nerves coming out of the foramina below the luxation occur, and suspension of all functions where the nerves below the parts end."

The Doctor refers to a complete displacement, with pressure on the spinal cord. Such is not a Chiropractic luxation. Complete separations have been known to exist, but those partial, have been unnoticed and repudiated by the medical profession.

"The most easily luxated vertebra is said to be the fifth cervical."

Gray's Anatomy says, "The part of the spine most liable to be injured is the dorso-lumbar region, for this part is near the middle of the column, and there is therefore a greater amount of leverage, and moreover the portion above is comparatively fixed, and the vertebrae which form it, though smaller, have nevertheless to bear almost as great a weight as those below."

Years of observation in many museums, which contain hundreds of skeletons, and vertebral columns, with many specimens in our studio; and thousands of examinations made on living subjects, substantiates the statement made by Gray.

"Contraction of muscle is a prime factor in drawing the spinous process aside—what Palmer calls luxations."

A spinous process cannot be drawn aside, without displacing all parts of the vertebrae in proportion. The doing of this occludes the foramina on one or both sides, impinging nerves, deranging functions, creating conditions named disease.

Muscles are contracted by nerve force. Cramps, spasms, rigors, eclampsia, risus sardonicus, chorea and stuttering are different forms of muscular contraction. All of which, as Dr. Davis has intimated, are caused by displaced vertebrae, impinging nerves in the vertebral foramina. Such may be luxated by direct force, as of a blow, a wrench, or abnormal muscular contraction. Remember, that all action of muscles is due to nerve force. Various poisons act

20 of the 60 Sacra in the possession of *The P. S. C.* No two are alike. Each shows an abnormality. Every one shows an abnormal condition.

ILLUSTRATION NO. 67.

on them, causing involuntary tetanus, or a shivering of more or less intensity, usually named a chill. This contraction draws vertebrae out of alignment, occluding the foramina, impinging nerves. This is the reason why all fevers (excessive heat) are preceded by an involuntary shivering or chill.

According to Dr. Davis, to produce luxated vertebrae, "Absolute violence must be inflicted," or that which is poisonous to nerves, causes "contraction of muscles as a prime factor in drawing the spinous processes aside," thereby displacing the whole vertebra.

"That spinal treatment results are certain and astonishing we accord knowingly. That they are brought about by restoring luxated vertebrae we as positively deny."

Poisons affect the lower vertebrata similar to that of the human. A well known instance is that of poultry being confined in small enclosures without daily cleaning. Fowls roosting above their droppings inhale the effluvia, which acts on their nervous system as a poison, causing various diseases.

We refer to irritant poisons, those which cause pain, heat and tenderness. Animal and vegetable matter while decomposing, pass off noxious effluvia, this if taken into the system by any means is poisonous. Decaying vegetation develops miasma, which is the cause of chills and fever. Venomous poisons are from animals. Those from the products of disease are named virus, among which is the well known vaccine virus.

After giving a description of the spine, he sums up the whole matter by saying, "Hence luxations of the spine are not causes of disease." Going to A. P. Davis to learn Chiropractic, would be like going to a dry mill pond to get fish.

TYPHOID FEVER.

Mrs. M. E. Kale, of Milan, Ill., allows me to say:

"My son Will, aged 17 years, came home sick on Saturday, Aug. 10th, and went to bed. On Monday we called our doctor, who pronounced his disease typhoid fever, and said he need not think of being out before three weeks; that the fever had to have its run."

"On the following Saturday afternoon Dr. Palmer, by request, sent two of his students over to see him. They gave him no medicine, and used nothing but their hands to adjust a displaced vertebra. Our doctor called in the evening, took his temperature and found only a slight fever; he said that was funny. He told us in the morning that his fever would rise toward evening; and each day would be higher. The next morning he was surprised to find his temperature normal; he could not understand why such a sudden change. He did not know that a Chiropractor had replaced the displaced vertebra. In the afternoon the two students gave him the second adjustment. The next Tuesday, Will went to Davenport, a distance of six miles. Our doctor saw him over there and told me that he was out too soon, that he should have kept in bed for two or three days yet. We like the Chiropractic method and recommend it."

Are the above statements true? If not, the M. D's have an opportunity to prosecute Dr. Palmer for sending misleading statements through the mail, securing patients and money by fraud. Or did the M. D's make a mistake in diagnosis? If they don't know typhoid fever, are they not liable to make errors in diagnosing other fevers? An M. D. only needs to know that the patient has fever. He does not understand what joint fails to articulate properly, thereby causing a local inflammation, creating a general fever. From a medical educational point of view, it is well for him to be well read upon the morphology, patho-genesis and biological characteristics of the bacillus which his microscopical perception fancies to be the etiology. But it is necessary for a Chiropractor to know what nerves are impinged by a luxated vertebra producing an inflammation from which the heat emanates.

In typhoid fever we are able to locate the cause and adjust it. I will adjust free any case pronounced typhoid by an M. D., provided he so states it in writing. They claim

it is one of the self-limited diseases. There is more money inadjusting such, than there would be in adjusting the displaced bone which causes it.

It is hard on the patient to be kept in bed for many weeks. It is also hard on the M. D. when a Chiropractor calls and adjusts the luxated vertebra.

CHILD BED FEVER.

This disease is considered by medical men, the most dangerous of any following child birth. It is "so rapid in its progress and so fatal in its effects" that the average of deaths is one in three. It is thought "the most serious of all those diseases that follow labor." Lying in hospitals consider it infectious, the larger portion of child births being followed by puerperal fever.

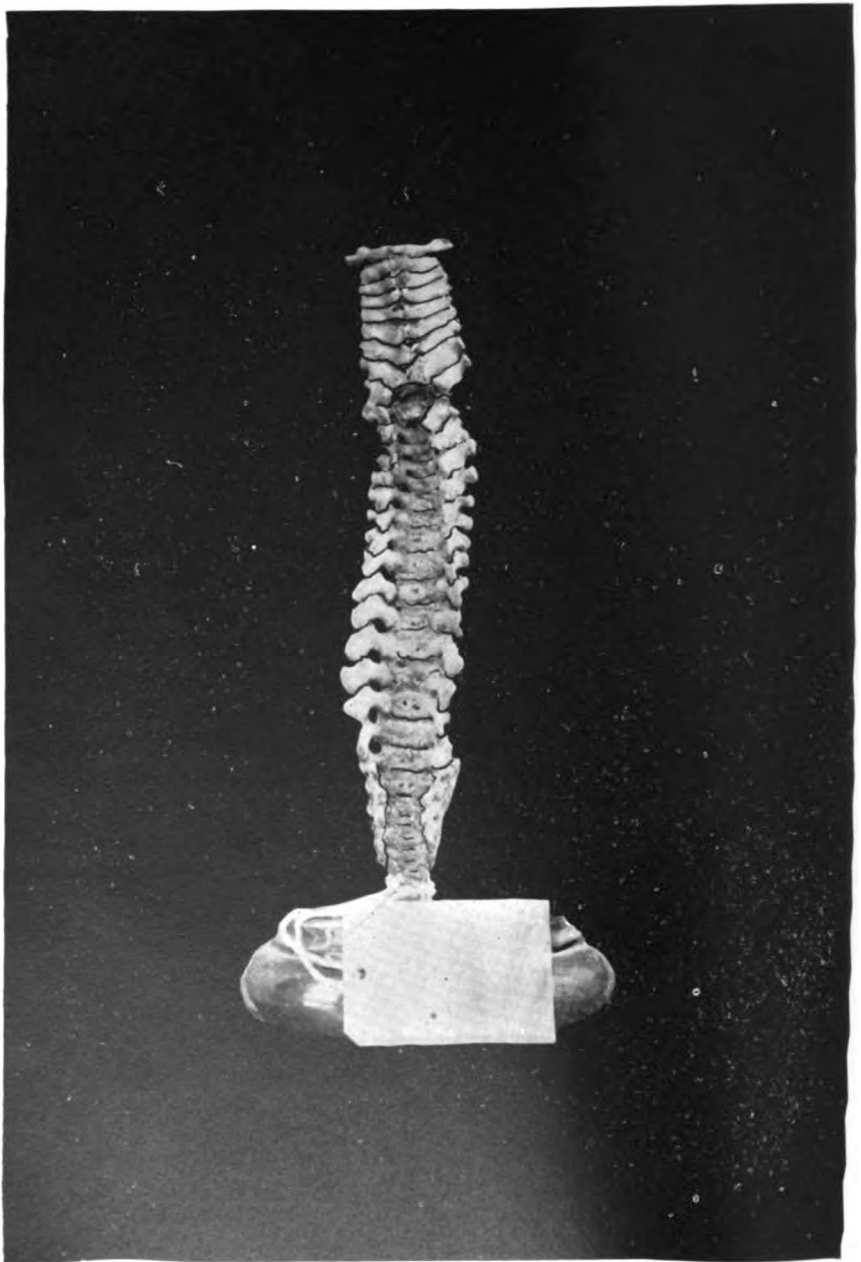
One medical writer says "the causes which produce the terrible disorder are not very well understood," and "the best treatment of this terrible disease is one of the greatest problems in medical science."

The reader will please observe "the best treatment of this fearful disease." All schools *treat diseases* except the Chiropractors. Certain symptoms when associated together are named child bed fever; these symptoms are treated. All therapeutical methods, including Osteopathy, treat the symptoms of puerperal fever. These effects are but the results of abnormal functions, a derangement of the human mechanism, a disturbance of the vital forces.

Chiropractors find that these disordered functions are caused by occluded foramina in the lumbar region, by a vertebra being displaced during child birth, causing pressure upon those nerves that are deranged. Instead of treating the symptoms, they adjust, put in place, the vertebrae which they find slightly out of line. Therapeutical methods can only treat effects. Causes cannot be treated, they must be made right by adjustment.

The primary cause, that produces the morbid symptoms known by medical men as child bed fever, they do not know. They suppose the cause to be infection, one mother catches it from another. If this be so, where did the first mother catch it? Would not the same cause that produced it in the first one also produce it in any other? Doctors can see symptoms, but are blind as to their causes.

Child bed fever is always caused by a lumbar vertebra being displaced during child birth. Such are liable to occur in any obstetrician's practice, but he should know when they are luxated and how to replace them. Acute inflammation is produced by the nerves being impinged in the occluded foramina. This excessive heat causes retention of



Spina Bifida. Vertebral column at birth.

ILLUSTRATION NO. 68.

the discharges which should follow child birth, the stool and urine are scantily passed or not at all.

To illustrate the difference between treating the symptoms of child bed fever and the adjustment of the cause of those derangements, I will give a case.

A few years ago, on the day of Feb. 5th, I received a telephone message from Mr. Mc. of D., requesting me to take the next train, as I was very much needed. His wife had been given up to die of child bed fever by three doctors. I told my students before leaving, what vertebrae I would find displaced that was causing the condition known as puerperal fever.

I arrived there at 10 p. m. Her insane screaming could be heard a block away. Before going into the sick room, I told Mr. Mc. and the nurse what was wrong, where the displaced vertebra was and how I would replace it. Mr. Mc. being a mechanic, knew at once just what I was going to do and the reason therefor. It took but a moment to show them the vertebra that had been wrenched out of place, and the next moment saw it replaced by the hands of a Chiropractor. Just then she coughed and Mr. Mc. said, "The doctors say that she has tuberculosis of the lungs." I gave her an adjustment in the dorsal region, where those nerves were impinged which caused the irritation, that kept up the coughing, and said "Good bye, tuberculosis."

In five minutes her hands and feet were warm instead of being cold, the cough had gone, and the excessive heat, (the M. D.'s fever), was absent from the head and trunk; her temperature was normal. By adjusting the spinal column to its normal position, I had taken the pinch from the nerves that were deranged by an impingement. These nerves were now able to perform their natural functions in a normal degree.

The next morning I found her asking for something to eat; she was very much better although quite weak.

At 9 a. m. her old physician made a pleasant call and was agreeably surprised to find her skin moist, the temperature and pulse normal. He was nonpulsed and could not account for the wonderful change and asked if I had hypnotized her. I replied that I had used no more hypnotism than a jeweler would in fixing a watch; that she had been injured during child birth, and that I had only fixed what

was wrong. He said the fever would return that afternoon, that the bowels would have to be moved by giving her something, and that she had tuberculosis of the lungs, which was incurable. I told him that there was no reason to think that the fever would return, that the stool would move all right, and tuberculosis she did not have; that she had ceased coughing. All the natural functions of the body were re-established and she made daily improvement without any further attention.

The human machine had been disabled and obstructed. when all parts had been properly adjusted, placed in their normal position, health was restored; because all functions were being performed in a natural manner. Mr. Mc. was able to say to his many enquiring friends, that his wife was very much better. The day before, they were expecting her to die, and her friends were sent for.

I saw this old physician do as all medical men do when visiting the sick. He was careful to take the temperature (degree of heat) by placing a thermometer in her mouth, a filthy, unhygienic practice, when we think of how many diseased mouths it had already been in. Then he judged of the action of the heart by taking cognizance of the pulse. This he had been doing with this patient for several days. The taking of the respiration, the pulse and temperature did not assist him in locating the cause. He was observing the effects that he might treat them. This he would have continued to do until death ended the scene, but a Chiropractor was called who adjusted a displaced lumbar vertebra, thereby saving a dear mother's life and disappointing a Regular, Old School physician so badly that two weeks later he refused to speak to the man who was able to locate a wrong and adjust it, which the old doctor had never thought of.

How differently he would have treated me if his prognosis, "She cannot live, she cannot get well," had been correct. How differently was my reception five minutes later by Dr. S., who opened a bottle of as fine wine as I ever drank and said: "You did a good job up there." The other physician, in order to extenuate his failure, said: "The fever had got to the highest, and would have gone down just the same if Dr. Palmer had not been there." It often happens when a Chiropractor adjusts a wrong, that the doctor's medicine begins to have an effect.

The above may seem absurd to the average medical man, but like many other recent marvels, it only seems wonderful because it is unusual. When the cause of child bed fever becomes generally known and physicians learn to adjust the displaced vertebra, it will not look so marvelous. We have to nudge ourselves from day to day in this age of swift surprises and remind ourselves that nothing that is new to us can possibly be so remarkable as many things that have grown familiar.

Medical men diagnose a case, that they may know of the symptoms, so that they may be able to name the disease. *Chiropractors analyze symptoms in order to locate the cause of our ailments.* The M. D. injects an opiate to relieve pain by deadening sensation in nerves. The Chiropractor takes the pressure from the nerves that they may not be interfered with. The M. D. gives quinine to reduce fever. The Chiropractor releases nerves that they may act normal and produce the ordinary degree of heat.

Why not drop your fads and learn the cause of inflammation which produced too much heat, and the abnormal condition which came very near robbing a family of their mother? Why not get out of the ruts? Why not learn what is wrong and then adjust it instead of leaving the injured part untouched? Why not learn to do something more than to take the respiration, temperature and pulse? You will never find the cause of ailments by using the thermometer, the test tube or the microscope. Why not quit old time notions and do something to relieve the suffering? *The sick need help, not drugs.*

The Allopaths and Osteopaths agree on diagnosis of fevers.

W. D. Halliburton, a standard authority on physiology, says, on page 595 of his book: "Heat is the result of the formation of carbonic acid, water, urea and other excreted products. The great source of heat is chemical action." On page 600: "Heat is produced by combustion process." On page 403: "Microbes produce fermentation by passing bacteria spores from one person to another."

Dr. A. P. Davis says, in his standard work on Osteopathy, page 284: "Remember that stagnation or stasis of blood produces chemical changes that result in pathological conditions that we denominate disease." On page 242:

"In all fevers, the friction is caused by decomposition of the elements." On page 244: "Fever is the result of chemical changes in the elements; decomposition takes place, friction ensues, heat is the result."

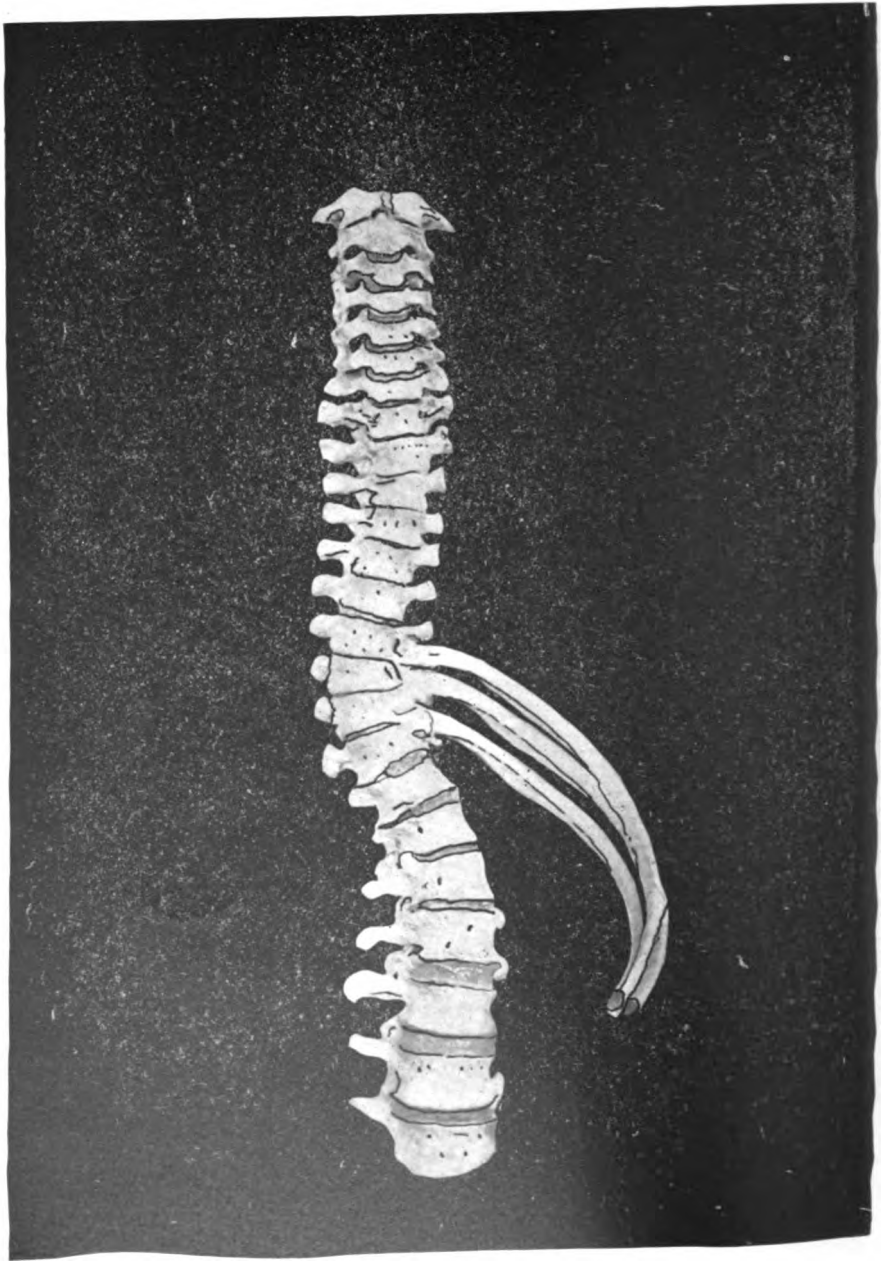
Dr. A. T. Still, in *The Philosophy and Mechanical Principles of Osteopathy*, says: Page 87: "Congestion of blood channels is followed by fermentation, which universally attacks all stagnant fluids of the body." On page 83: "You should know as physiological reasoners, that phosphorus with oxygen and surface air, assisted by nerve and blood motion, aided by electricity, produces a union between the oxygen and phosphorus, and the addition of nitrogen, which occupies much cellular space in the body, produces the combustion known as fever heat."

The Allopaths and Osteopaths agree with the Old School physicians of the sixteenth and seventeenth centuries as to the production of animal heat, whether in excess or normal amounts; as attested by many old books in our possession.

Chiropractors hold that all functions of the body, whether normal or abnormal, are the result of nerve action. That nerves have each their special function to perform. That certain nerves are thermogenic, produce heat, whether too much or not enough, or in normal degree. That pressure upon these nerves derange their functions. That child bed fever is the result of nerves in the lumbar region being impinged as they emanate from the spinal cord thru the intervertebral foramina.

The reader can readily see, from the above, that the opinions of the Allopaths and Osteopaths harmonize as to the cause of animal heat of any degree; so much so that they use the same text books. They aim to inhibit fevers, the one by drugs, the other by manual manipulation.

There is no resemblance whatever between the Chiropractor and either of the above schools.



24 vertebrae. Spinous processes of 3 and 4 small. Ankyloses of 16 and 17 with left ribs. Scoliosis to the right. The exostosed parts of this spine have passed into the 3rd stage, that of eburnation.

ILLUSTRATION NO. 69.

“TO CURE OR HEAL.”

Chiropractors wrongfully use the Allopathic sign boards, “cure” and “heal.” It is difficult to break away from the use of words which we have used all our lives, altho we may know that we use them incorrectly.

We no more cure or heal our patients, than the sun rises and sets. These are terms used to convey certain ideas.

Every well informed person knows that our earth revolves upon its axis once in twenty-four hours, which causes the apparent rising and setting of the sun.

Chiropractors wrongfully use the words cure and heal, knowing full well that *we* do neither. We adjust the human frame, the skeletal bones, to their normal position, thereby releasing pressure on nerves; *then Innate Intelligence is able to again perform its varied functions* in normal force and quantity, which is health.

ACUTE AND CHRONIC DISEASES.

John P. Arnold, M. D., says in the *New York Medical Journals* “We have advanced in bacteriology, pathology, hygiene, and the general study of medicine, but we are not much better equipped than our fore-fathers were in treating a large proportion of cases, especially those of chronic disease.”

All chronic diseases are preceded by the acute stage. If there were no acute cases, there would be no chronic. In other words, if the *cause* of those conditions, listed as acute, were *adjusted*, there would be no displacements of the bony framework to produce and perpetuate the chronic conditions.

All acute diseases are characterized by excessive heat, commonly known as fever. This heat softens bones, changes the shape of vertebrae and the intervertebral foramina. These modifications not only alter the shape and size of the foramina, but cause pressure upon the spinal nerves as they proceed from the spinal cord. Innate intelligence may in time so modify the opening thru which the nerves pass, that they cease to be impinged. How much better that we should know where and how the pressure is, and then remove it by replacing the vertebra in its former normal position.

A knowledge of bacteriology, pathology, hygiene and medicine, does not assist us in locating displaced joints which impinge nerves, thereby increasing or decreasing their functions; either condition being that of disease. Therefore we fully agree with Dr. Arnold in the above paragraph.

CANCERS.

Chiropractic has taught me brevity; therefore, if you desire to learn the definition, symptoms and physical signs, pathology, the usual diagnosis, morbid anatomy, the M. D.'s treatment and prognosis, please read medical books, or ask your physician, for I wish to dwell only upon the etiology and the proper adjustment for the rebuilding of abnormal malignant growths called cancer. These last named items you cannot learn from medical men nor their books.

In order that I may be better understood, I will preface my statement by saying that no two of us look or act alike, or are alike in shape and size of our bones; no vertebra in one spinal column will fit any other; no two of us have arteries and veins just alike; no two persons have nerves that sense alike; none of us see, feel, smell or have the same taste. It is a fact that we are unlike in health; then how much more so when we are ailing, when our nerves are deranged by impingement? No two persons are alike physically or mentally, therefore the manifestations of disease, whether local or general, are never the same in two or more individuals, altho the primary cause may be the same in all.

Cancers are but the symptoms of impinged nerves. We no longer wonder that there are so many kinds when we consider that no two of us sense alike. All cancers, no matter in what part of the body, have one and the same cause; they are all produced by hindered nerve impulse, but the effect of these irritated nerves show their dissimilarity in the great diversity of cancers.

All actions of the body, whether normal or abnormal, pleasant or unpleasant, whether in health or disease, are but the result of nerve sensations. The educated nerves run the acquired movements. The innate nerves run all the functions of the body, whether these actions are natural or otherwise. Diseased symptoms are but decreased or increased normal functions. The normal, medium, is health; any deviation either way from that is disease. All ailments are but the result of either depressed or exaggerated innervation, caused by irritation or paralysis of nerves. This excited or depressed condition has as its cause pressure on nerves at their exit from spinal column.

The caloric nerves give out in health a normal temperature of 98 degrees. If these nerves be deranged, their function will be an increased or decreased amount of heat, the M. D.'s fever.

When all nerves are free to act naturally, then all actions are performed normally and the result is health. A nerve impulse hindered produces too much action or not enough. In cancers there are exaggerated functions.

A cancer is but the result, the expression of an abnormal nerve impulse; therefore to return cancerous tissue to normal, we must remove the cause, the nerve being impinged by an occlusion of the foramen in the spinal column.

The location of a cancer shows to a Chiropractor what nerves are affected by being impinged in the spinal column. He is able to locate where they are pinched, causing their derangements with corresponding results.

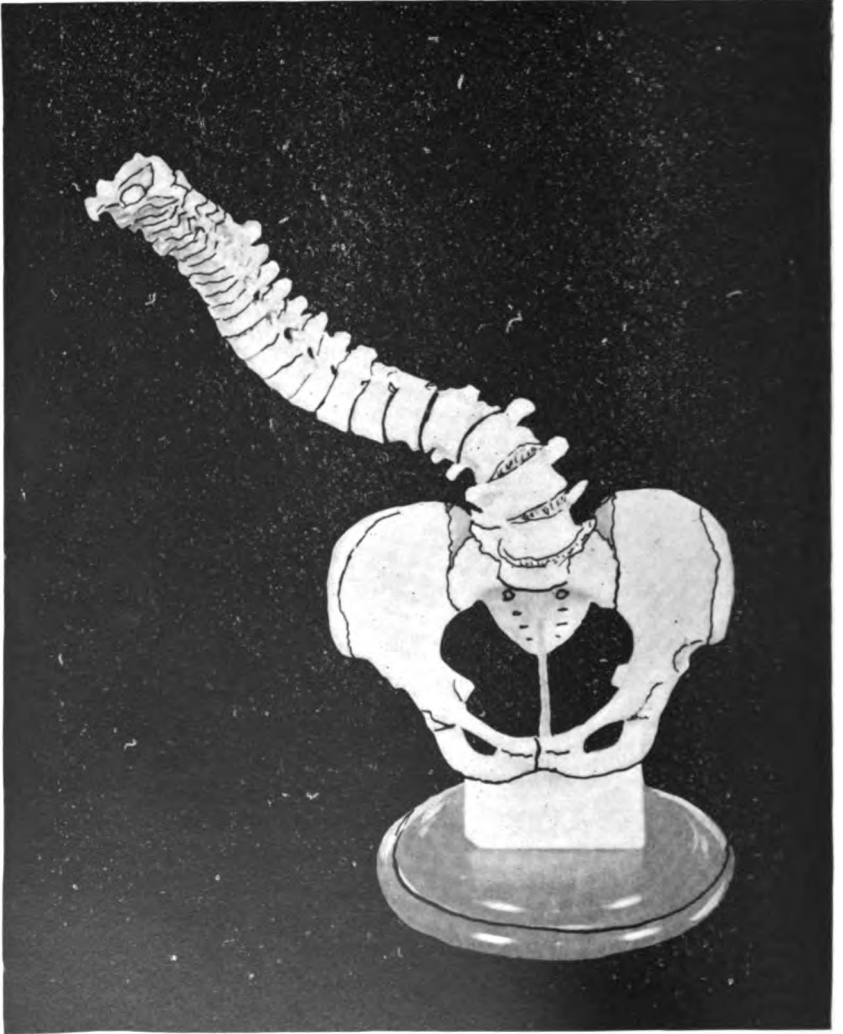
There are 52 articulations in the vertebral column. Each of these are liable to be wrenched from their normal position, making an M. D.'s sprain, a Chiropractic luxation.

Cancers are the result of nerves being impinged in the foramen. The injury that made the luxation, which pinched nerves of several functions, causing the condition named cancer, is always found to have been of many years standing.

The location of a cancer determines to a Chiropractor the intervertebral foramen in which the nerves are pinched. The sensitive nerve can be traced by digital examination to and from the cancer and the occluded foramen.

Bear in mind that all luxations of the vertebrae change the size and shape of the foramen, but do not necessarily produce occlusion of the intervertebral foramen. But whenever the superior processes are thrown forward, causing more or less lordosis, separating the articular surfaces, such derangement cannot help but alter the size and shape of the foramen and impinge the nerve or nerves that pass thru the opening.

The surgical methods for cancer increase the pain and distress of the afflicted and do not adjust the cause, while the Chiropractic adjustment usually relieves the distress at once.



Female Vertebral column and Pelvis. Fractures of posterior arch of atlas; left transverse of 5th; left transverse, left pedicle and left transverse of 6th; left transverse processes of 1st, 2nd and 3rd lumbar and right transverse processes of 20 and 21 with displacement upward and backward. Right articular processes of 23 and 24 displaced and exostosed. Right lamina and right articular processes of 21 and 22 are crushed and coalesced into one mass. General ankylosis and exostoses. Distorted, bent, twisted and crushed. See difference in size of left and right transverse processes of 21 and 22. The latter being partly absorbed. Spinous processes of 22 and 23 ankylosed. Lordosis, Scoliosis, Kyphosis, and rotatory curvature. See accommodating changes made in centre of 12 to 23 being made wedged shape to suit new conditions. Spinous processes of 23 and 24 articulated. Between spinous parts of 19 and 20 is a displaced inferior articular facet. Lower right pair of articular facets are o. k. One pair above are moved inward and nearly covered, next pair displaced downward, next two pair are lost in the crushed mass. The neural canal of the intervertebral foramina is encroached upon by pressure.

The practical side of Chiropractic is, that the cancer is removed by reversing the process of retention and excretion and the life of the patient is prolonged. No useless medicine is given to depress the system, no knives or anesthetic used to endanger life. The cancer disappears by absorption, pus, or sloughing. If small and not open it is absorbed; if large and not open, it decays, forming pus of a green color; if large and open, it becomes dead and separates from the living tissue.

Reduce the luxation, release the impinged nerve that is irritated and producing cancer; the result normal, healthy tissue; that is Chiropractic.

CATARRH.

Catarrh is the discharge that follows the drying and decomposition of the mucous membranes of any internal canal, cavity or hollow organ. It usually means, if not otherwise defined, catarrh from head, nose, hypertrophic rhinitis, and eustachian tube.

The mucous membrane is of serous origin and is one of the transitional tissues of that character. We find serous circulation exceedingly complete in these tissues. Mucous being the transformation from serum to mucus thro the mucous membrane. This is the inside skin, begins at the entrance to the buccal cavity and extends thro out all internal organs, ending at the anus. Ear, nose, mouth, eustachian tube, throat, stomach, bowels, bladder, vagina, uterus, urethra, lungs, etc.

It derives its name, mucous, because of transforming the serum, which is of milky consistency to that of a slimy fluid after osmosing thro mucous membrane. This mucous fluid keeps the organs in constant lubrication and assists digestion as well as to place a coating around foods to assist in their onward passage.

Catarrh represents a decomposition of this membrane, due to a ceasing of its nutrition and the excessive heat drying the liquid state. This is frequently referred to as a mucous heat or catarrhal fever. The excessive heat proves the existence of stimulated calorific nerve impulses ending in the membrane affected. Calorific chemicals are deposited in normal quantities, but excessive nerve impulses cause more than normal combustion. Pressure upon those calorific nerves as they leave the spinal column is the cause of the stimulated condition.

Excessive heat in the mucous membrane dries the mucous fluid, the consistency of which in normal state, is like thin mucilage. As it dries by excessive heat it thickens, first frothy followed by spots of thick white, then, gummy and ropy, in turn streaked with yellow, then covered with green, which is the last stage of decomposition.

In catarrh of stomach or gastric catarrh the medical profession would maintain that a lack of gastric juice was being manufactured. The quantity is normal but excessive heat dries what is deposited so much so that its action cannot be normal. The gastric juice of stomach is manufactur-

ed by spleen, thus in this instance the quantity of gastric juice is not molested. The surface of the stomach is covered with millions of nerve fibrils each fellow having his function to perform. In catarrh of stomach this inside skin, mucous membrane is reddened and swollen.

Thus we might proceed indefinitely with each form of catarrh that is brought to our daily practice. Each organ receiving its name according to quantity involved and location of the affection.

The cause of every form of disease is the inability of Innate to express her wonted mental functional abilities to a certain organ by means of impulses that are carried and deposited and then placed into action to perform the character of the impulses as given. If hindrance occurs, disease is the result. The character of the disease depending entirely upon what functions are being hindered and to what extent.

In catarrh the two functions abnormal are heat and nutrition. Restore these to normal by proper adjustment of the luxations that are always found to be present and healthy tissue is the result. It cannot be otherwise. Catarrh in any form or location cannot exist. During adjustment you will notice that effects disappear in a reversed manner to what they came. The hard, solid, lumpy form of the discharge will begin to liquify, the nose or organ involved will flow the same quantity of substance as previous only it is changed to a liquid state. Following the removal of all green matter, mucous will appear streaked with yellow, then thick, gummy and ropy mucous will take its period and etc., to the complete change to normal. You have now reversed effects by reversing its cause.

Catarrh is universal in all states and is one of the easiest and quickest to show results by Chiropractic.

SYNOVIAL MEMBRANES.

We are going to tell you somewhat of the synovial membranes. You remember, or ought to, that the mucous membrane line all the surfaces of the canals, tubes or hollow organs that have external openings. The serous membranes cover the surfaces of those organs that do not open externally. This membrane being one of the divisions of the complete serous circulatory system. It is one of its transitional tissues.

The synovial membranes line the joints, not between the joints where the thin cartilages are, but around the joints.

This synovial membrane secretes a fluid named synovia. It is used to lubricate the thin cartilage, the ligaments, muscles and all parts of the joints.

We have pointed out to you the results of excessive heat on the mucous and serous membranes; what effect has excessive heat, inflammation, on the synovial membranes has a similar effect on it as it has on the other membranes, viz., that of producing an over supply, or that of drying the synovial fluid and depositing it on the articular surfaces of the joints. This deposit we are told by the chemists is urate of soda. It is deposited in crystalline form, as you may see by these specimens, about and on the articular surfaces of the joints. The name of the disease under which these deposits are formed is usually called articular rheumatism, an arthritic, as you students will remember of studying in the vertebral column. When we get to the long bones, we will find the same conditions of them as we have found on the articular surfaces of the short bones.

Medical men suppose that these deposits produce the inflammation of the joints. As I have told you before, reverse what the medical man says of the cause of disease, etiology, and you will come nearer to the truth.

The inflammation causes the synovial fluid to dry and deposit on these surfaces.

These crystalline deposits on the articular surfaces, prevent the free smooth easy movements of the joints, and produce that creaking feeling and sound, felt and heard upon moving the joints of the rheumatic, the unfortunate person afflicted with the gout, arthritis deformans, of which we will try to learn more in our next lesson.

15 to 24 vertebrae. Lumbar kyphosis. Hypercytosis osteomalacia of centra and spinous processes. Straighten column and see position of spinous processes and their facets. Right transverse processes of 24th articulation of spinous processes of 21 and 22. See arthritic condition of zygapophysis of 18 and 19. See articulation of facets of 19 and 20 on curvatures which are made by caries or wedge-shaped vertebrae. Diameter from face to apex is always increased or decreased owing to the cyphosis. The margins or rims overhaul the bodies and increase concavity on that side. Accommodating changes always take place in laminae and the articulating processes change their shape and position. All parts in the affected side are broadened horizontally and shortened vertically. The neural canal becomes more ovoid in shape. Spinous processes of 18 and 22 are flattened at distal ends while softened by diseased conditions by supraspinous ligamentous pressure.

ILLUSTRATION NO. 71.



Disease is the normal effects decreased or increased. We have just noticed the effects in one extreme, now we will notice the effects where there is an excess of this synovial fluid. Remember of what we have said of all diseased conditions, that they are but extremes of the normal either way, either too much or not enough. When we find an excessive secretion of the synovial fluid, we have dropsy of the joint, dropsy of the head (hydrocephalous); of the heart (cardiac dropsy, hydropericardium); of the abdomen (ascites); dropsy of the testicle (hydrocele); of the lung (plura, hydrothorax); general dropsy (anasarca); and so on.

This condition called by the medical men as dropsy, water dropped, is the result of an over action, too much life, it is over secreted causing an over supply, a surplus of fluid elaborated or held. In this we often use the common accepted name of dropsy, but it is a misnomer as are many of the medical names. As we understand it in a Chiropractic sense, it is a fluid that is over secreted and retained.

The contents of cysts, excess of fluids collected, are either liquid, serous, yellowish-white like milk, reddish, albuminous, adipose, or caseous; these are more or less thickened fluids from some of the membranes, whose integuments have been unduly excited by an injury of those nerves, the twig ends of which end there. The abnormal results from abnormal actions are never just alike, because in the first place nerves in no two persons are alike, and they are never under different conditions just alike in the same person. Diseased conditions in nerves still increase a greater variation of the action and the result of those actions.

These abnormal conditions, diseased affections are caused by unnatural action of deranged nerves; reverse the nerve action from abnormal to that of normal, allow the nerves to act natural, then these abnormal effects will be made natural, right. For example; the fluids secreted by the liver, called bile, is thickened and dried by hepatitis, excessive heat, until the fluid is made into solid pieces called billiary calculi or gall stones; these may be found in the substances of the liver or the urinary bladder where they have passed down from the gall bladder to the billiary duct, but are usually found in the gall bladder.

These concretions, fluid dried and retained in solid form, are liable to be found in any part of the body, usually in such organs acting as reservoirs or the canals passing from them. We have calculi of joints, articular deposits of chalk in gout, called gout stones. Calculi of the kidneys or bladder called gravel. Calculi of the lungs, of the breast, of the pancreas etc. Medical men in their books state that these calculi, hardened secretions, are not soluble, cannot be disintegrated, they only know of spontaneous expulsion or extraction by some one of the operative methods. Chiropractors are the first to discover that any of these calculi, no matter in what part of the body they are, may be dissolved by Innate Intelligence but we, the Intellectual Intelligence, must make conditions favorable for Innate to return the abnormal results back to normal.

Now then, let us repeat in order that we may make the subject not only more clear, but that we may be able to proceed farther. We desire to make our explanation so that they will explain, because there is so much of medical explanation that does not explain; where is there a medical education that does?

The nerves that reach to and end in the liver or gall bladder are pressed upon as they emerge from the spinal canal, causing those nerves to be inflamed. The effects, the result of all actions of nerves whether normal or abnormal are at the twig ends of those nerves.

This excessive heat, remember that all heat produced in the body, whether in excess or a lack of, is by and thru nerves, not blood, as we have been taught by all schools including the advanced Osteopath, this excessive heat dries the bile, solidifying it into hardened chunks. Now then, we free those nerves that are pinched in the foramina being partially occluded, and allow them to perform their natural functions, the result is that the abnormal calculi are returned, dissolved, disintegrated, to their former natural liquid condition and passed thru the natural channels.

DIPHTHERIA.

Mrs. J. H. Murray and her two children, of 412 W. Bijou St., Colorado Springs, was visiting at her mother's home, Mrs. Mary Kale, 702 Second Ave., Rock Island, Ill.

Mrs. Murray had set a day to return west. But as her daughter, Morine, age nine years, was taken with diphtheria in an aggravated form the home trip had to be deferred. I was called on September 23, 24 hours later. The neighbor's house had a "diphtheria" card on it, and the usual quarantine regulations.

Morine had been subject to spells of croup. A Chiropractor recognizes that croup and diphtheria are symptoms that have their cause in the same luxated vertebra. These two ailments differ in degree, as do other diseases, so that it is difficult to draw the line of distinction. The functions performed by deranged nerves are never exactly alike; they differ as do sensations of different persons in health and disease.

A few questions and an examination showed diphtheria symptoms fully developed. I told the family, who are acquainted with Chiropractic adjustments, where we would find the luxated vertebra.

I found in this case, as I have always, a displaced dorsal vertebra and a sensitive nerve emanating from the occluded foramen, which covered the membrane of the throat with its branches. These nerves were inflamed, expressed too much heat at their twig ends, because of being pinched in the foramina.

Poisons taken into the system in food and water that is polluted, or by breathing noxious effluvia from decaying vegetable or animal matter, or by the outrageous practice of the M. D. who injects vaccine poison into a healthy person, affects nerves, which act on muscles sufficient to displace vertebrae and impinge nerves, causing derangements which we name disease.

We placed the patient on a table, and adjusted the displaced vertebra. She arose and said, "Mamma, I feel better already." In five minutes the excessive heat had subsided. The next day I found her very much better. The third call, she having the benefit of two adjustments, I found her up and wanting something to eat. Seven days later she

was in our office, and no physician would have thought from her appearance that she had had diphtheria.

Vaccine virus, or other poisons which create diseased conditions will not permanently affect the patient when a Chiropractor keeps the vertebra in proper position. We have checked the fun of doctors and saved children from being poisoned, by adjusting the vertebra that the pus poison was displacing.

The Allopath and the Osteopath agree in that diphtheria is highly contagious, readily communicable from one person to another, that Klebs-Loeffler bacillus is the cause.

This theory is founded on fermenting spores being transmitted from one person to another as in yeast. In treatment they differ; the Osteopath aiming to do with his hands what the medical man tries to do with his drugs. The Osteopath gives a general treatment which takes five pages to describe, and over an hour of hard work to perform the 200 movements explained. This treatment is to be repeated every six to eight hours.

The Chiropractor replaces the displaced vertebra by one move, which takes but a moment. Wherein does the Chiropractor resemble the Osteopath or the Allopath?



14th to 19th vertebrae. Very much destroyed by caries. Distal ends of all neurapophyses exostosed. See lock in spinal canal on right side of 15. Osteitis of spine. Destructive osteitis. Vertebral arthritis.

ILLUSTRATION NO. 72.

SO NEAR AND YET SO FAR.

Many abnormal physical phenomena are met with in daily practice. They are considered "phenomena" because the etiology, how and why, are not known. Could the practitioner have a comprehensive knowledge of the source of power, its manner and how expressed to produce the normal manifestations of life, then the abnormal would be the interference. Without knowledge of both, the intervening steps can never be understood.

It is interesting to a Chiropractor to read medical works to see what they continue to stumble over in their endeavors to find *the* real cause. They insist in looking for the cause of ailments, symptoms, diseases, outside of the body. If the same degree of diligence was given in searching within the body success would have been attained long ago.

McClelland's Regional Anatomy, 1892, shows the nearest approach to the Chiropractic cause of disease of any medical work to my knowledge. *The P. S. C.* has made comparison an important study having for that purpose a most complete library, which is used by students as a reference work.

It is almost needless to say the author was so far from agreeing with the medical order of things of the present date that his work is now out of print. He gave too much attention to nerves and their actions, and not enough to blood.

"Owing to the complicated relation of the nerves to the various vertebrae, the accurate interpretation of symptoms which may attend injury or disease of the cord or of the spine is very difficult." It "is very difficult" for he cannot grasp the gap between normal and why abnormal, that which Chiropractic supplies.

In referring to "The minute anatomy of the spinal nerves" he says, "They are supposed to preside over the sensations of temperature." He here gives to nerves the power of controlling the heat of the body. In speaking of another set he remarks: "These fibres are supposed to preside over tactile sensation." He refers to still another as "to these is attributed the conduction of the sensation of pain."

"Both the anterior and the posterior divisions of the

spinal nerves possess fibres which are called trophic because they are supposed to regulate the nourishment of the various tissues. The anterior divisions contain trophic fibres, derived from the cells, in the gray matter of the anterior cornua, which regulate the nutrition of the muscles and bones." The regular theory of the M. D. and D. O. gives to blood absolute control of the above function. This man was no doubt ostracized for daring to think.

In the above names and functions, as given by McClelland, we heartily agree. The Chiropractor can daily demonstrate the existence of such, in addition, we go farther and give to nerve impulses the control of *all* functions of the body.

"So near and yet so far." Bordering upon the real manner in which the body controls itself, and then stopping for fear the gulf, into which he had looked would broaden and take him in.

In this respect McClelland M. D., is ahead of the medical or Osteopathic professions. They are still fighting with the weapons of bad, congested or strangulated blood, to conquer, compel, and make disease leave the body. They give to blood the power of supplying and controlling nutritive substances. In this chapter, *The Region of The Back*, he does not refer to blood, the word is not mentioned. I would like to see the book on osteopathy but what refers to some type of blood in every disease and the treatment that is given is to increase or decrease this flow.

Dr. Mc. C. published these thots in 1892, 3 years before Chiropractic was born, yet he lightly fingers nerves that "preside over the sensations of temperature."

Dr. Mc would have us understand that the same nerves that give heat sense it. Calorific nerves give heat, sensory nerves feel it. Calorific nerves convey impulse outward from brain regulating that condition known as heat. The duty of the sensory nerves is to sense by making an impression upon the brain where it is interpreted to a normal or abnormal degree of heat. Two sets of nerves are necessary to "preside over the sensations of temperature" instead of one.

"Division or complete disorganization of the spinal cord is attended with complete loss of sensibility and mo-

tion below the point of injury showing that the cord is the organ of communication between the brain and the external organs of sensation and of voluntary motion."

Chiropractic teaches that *every* peripheral nerve has *direct* connection with its proper lobe in one of the two brains. Why could not Dr. Mc have gone further and given credit to the loss of other functions to the same pressure upon nerves? In the above "injury" there might have been a lack of heat, anemia, inability to repair fractures, lack of secretion or excretion, etc., etc., why not give to the same cause the credit of these also?

There are no relay stations in the spinal cord, those manifestations that are known as normal or abnormal "physical phenomena" called "reflex" are the direct results of action, by Innate Intelligence, the involuntary, subconscious, spirit or mind, upon those impressions, as received to it, from the external by sensory nerves, after which, she sends forth responsive impulses. Impression is received, impulse the response. Instead of being "reflex" they are *responsive*. Where does the present knowledge as taught by medical and osteopathic schools of "reflex" actions convey any intelligence? Has the spinal cord a soul, is life spontaneous from the spinal cord? The Chiropractor wishes to find an intelligent, masterful mind that controls such complete pieces of work. "Reflex" does not meet his comprehension. This deficiency has been completely supplied by the Chiropractic knowledge of Innate Intelligence.

Chiropractors prove that all involuntary functions are originally controlled by impulses sent forth from this Innate mind, each function having direct connection with its lobe for that purpose. This includes the nutrition and other functions which are performed within the brain, the nerves of which originate at its respective lobe, pass through spinal cord, leave a foramina, thence to the tissue involved. This is true of what is medically and osteopathically known as the "twelve cranial nerves."

"When the brain does exercise a controlling influence, the impression received by the posterior root probably crosses to the opposite side of the cord at once and then ascends to some part of the cerebral cortex, whence a voluntary motor impulse descends to the anterior nerve-roots, which convey it to the muscles."

Certain truths have evidently been thrust upon Dr. Mc, as in the above. He admits a Chiropractic ray of light but just as quickly shuts it off, for fear it will hurt his clear vision. Not being entirely out of the dark he hurriedly shuts the door and returns to the old following instance:

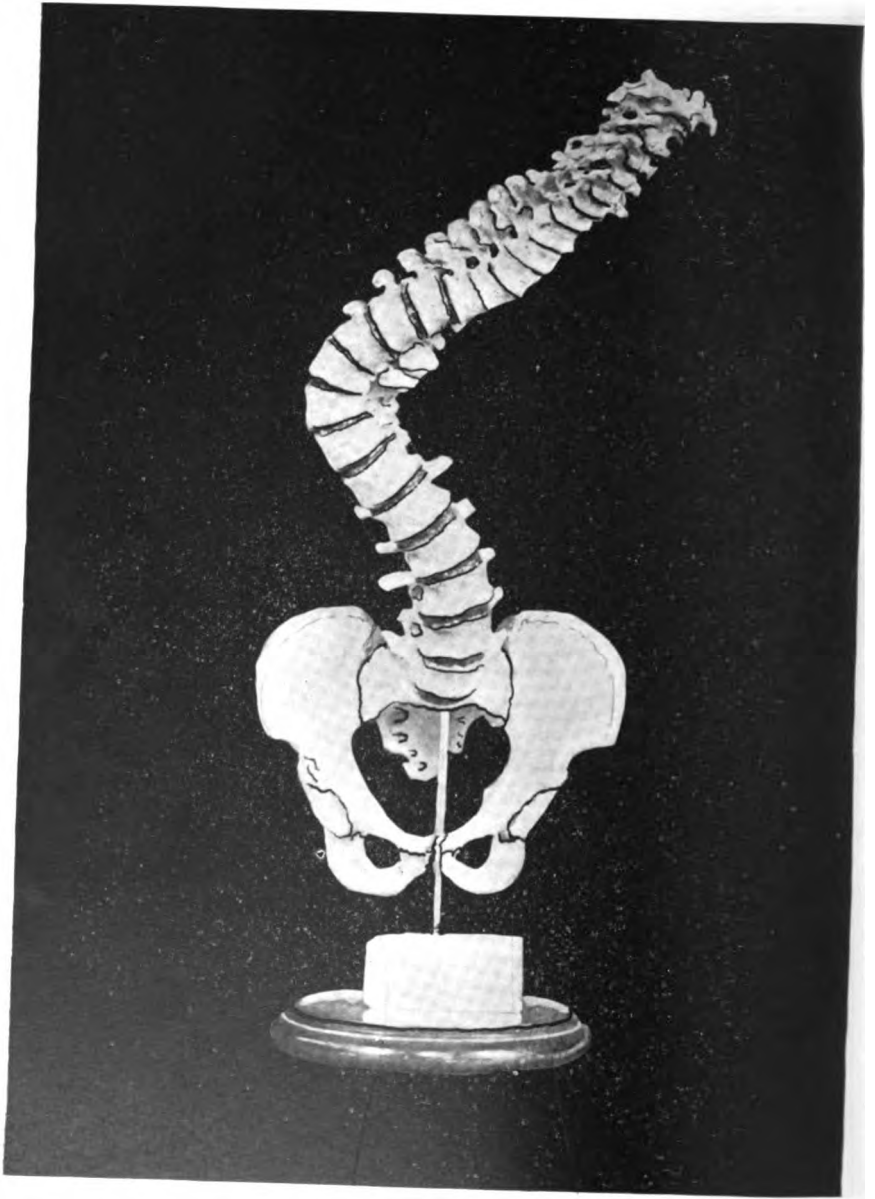
“There are certain actions, termed reflex, which can be accounted for only upon the supposition that the spinal cord possesses in itself the power of receiving and conveying impressions independently of its connection with the brain.”

In the following quotations, which is the end of the paragraph, we find the first gleam of Chiropractic truth, which in itself, contradicts the second. It can be readily seen that he is treading on ground which is not comprehensive, yet, dismiss it he cannot.

His reason for supposing that the spinal cord possesses independent power is contained in the following quotations: “Thus, during sleep, when the (*voluntary*) brain is not exercising a controlling influence, if as (*involuntary*) sensory impulse is conveyed through a spinal nerve it probably passes by the posterior root into the gray matter of the cord, and then the impulse is converted into a motor one, which is reflected by the anterior root of the spinal nerve, causing certain muscles to contract upon the same side.” Words in parenthesis I have supplied. Dr. Mc comprehends how a voluntary impression reaches the mind but he cannot see how impressions made during sleep can reach and be acted upon by a mind that is asleep. He has here lost his connecting thread. Each individual has two minds, the voluntary or Educated and the involuntary or Innate. Innate never sleeps, it is he who is awake night and day. It is this fellow that causes these impressions to be received and acted upon thro a complete set of involuntary nerves, those over which we have no control.

If he could comprehend the all peripheral voluntary or involuntary nerves reach its individual brain and from that point the voluntary and involuntary impulses are sent out by day and involuntary alone by night, then he would see the uselessness of the spinal cord “reflex”, “reflected” system.

The source of involuntary power is credited to the spi-



Female vertebral column and Pelvis. Extreme scoliosis. Rarefying Osteitis. Ankylosis of 8th and 9th dorsal by centra; 11th and 12th by laminae and articular processes. 16th and 17th by laminae and articular processes. Rotary curvature, 10th, 11th and 12th apex to the right; 16th, 17th and 18th apex to the left; 21st, 22nd and 23rd apex to the right; double foramina in right and left of 5th and 6th transverse processes. Exostoses of atlas and odontoid facets. Double foramina in both transverse processes of 7th cervical which is *rare*. Proximal parts of 9th and 10th left ribs are ankylosed and show osteoporosity. Left transverse processes of 16, 17 and 18 reduced in size by absorption. Congenital failure to meet of posterior arch of first vertebra of sacrum. First vertebra of coccyx ankylosed to sacrum.

ILLUSTRATION NO. 73.

nal cord by medical and osteopathic authorities. Chiropractors have proven that the headquarters of voluntary and involuntary power is the mind. The media thro which the act is performed determines whether it is under the control of the will or not.

This power, regardless of whether voluntary or involuntary, cannot be stimulated or inhibited. The impulse after reaching peripheral can be temporarily increased or decreased, but the energy direct cannot be reached by medicines, machines, osteopathic treatments, or Chiropractic adjustments. The underlying principle in all therapeutical methods, (*Chiropractic is not in this class*) is to use external means, of thousands of characters, to stimulate or inhibit the blood, thinking thus to reduce the expressions of disease, from whence comes this power they think little and reason less.

Chiropractors consider all manifestations from the base of control. We do not aim to increase or decrease the quantity of impulses but to release pressures upon nerves so that the proper quantity of impulses which were upheld are now free to continue upon its regular path to do normal duty. The disease representing the inability of impulses to reach the peripheral to perform their functions.

One of the main points to be considered by a Chiropractor, is not how bad the disease is, nor how far along it has progressed. Many a serious case, according to effects will get well in a short space of time. Other mild cases will need a lengthy series of adjustments. The length of time necessarily depends upon the reserve quantity of power than can be called upon and utilized after the obstruction to the expression of its impulses has been adjusted. This reserve power differs in every two persons; thus, one person cannot be compared with another.

To consider the advisability of the outcome from a study of effects is as foolish as to try to cure diseases by treating them. The quantity of vitality in reserve, which can be used, must be weighed. It is from this point that the rejuvenating process will come forth, from the brain, by means of nerve impulses. Whether they get well shortly, depends upon how quickly you, as a Chiropractor, succeed in taking off the pressures, and the luxation has been adjusted so that nerve impulses can do their normal duty.

"A simple dislocation of any of the vertebrae can happen only in the cervical region, as the construction of the dorsal and lumbar vertebrae is such that a dislocation necessarily involves a fracture of some part of the bone. Even in the neck a dislocation is extremely rare, and when it occurs it is usually at the fifth cervical vertebra—which can be accounted for by the degree of movement of this portion of the column."

"Dislocation" as taught and accepted by the medical and osteopathic schools, must necessarily involve a fracture of parts. To have a dislocation is to completely separate its articulating surfaces. One vertebra completely parted from its mate. Osteopaths do not know the existence of a Chiropractic sub-luxation any more than M. D.'s. Many D. O.'s are attending *The P. S. C.* and learning how to adjust them.

A Chiropractic sub-luxation is a partial dislocation, slightly separated from its articulating surfaces. This condition does not necessarily involve a fracture. The sub-luxation partially occludes the intervertebral foramin, the dislocation completely. It is the partial sub-luxation that produces pressures upon nerves as they emanate thro this opening, hence impulses are hindered, disease its result. This form of sub-luxation, is as yet, given little credence by the medical profession. Since 1895, osteopathy has been purloining this idea, even to the extent of copying paragraphs of especially phrased material of *The P. S. C.* to write articles about them as the cause of disease. And yet, the same paragraph will tell how anemia is caused by bad, diseased blood. A slight comprehension of that which they are trying to make a leader of proves the incompetency to grasp its import in practice.

Chiropractic sub-luxations are known in medical parlance as a "sprain." The results, of which, according to them, are unlimited. A Chiropractor quickly realizes that the effects following a "Sprain are the results of pressures upon nerves as they leave the intervertebral foramina.

Dr. McClelland admits the fundamental truth of Chiropractic—pinched nerves at the intervertebral foramina produce disease. He maintains tho, that "caries" is the cause and it produces many "characteristic symptoma." He does not attempt to state what causes the caries. This

is a disease and must have a cause. What and where is it?

“In the different forms of caries which affect the bodies of the vertebrae, although the spinal cord usually accommodates itself to the progressive pressure, there are certain characteristic symptoms due to the pressure upon the spinal nerves.”

We must infer that he directly refers to “pressure upon the spinal nerves” as they emanate thro the intervertebral foramina. The cord is not susceptible to pressure, within the spinal canal, as “the spinal cord accommodates itself to the progressive pressure.”

“The peripheral pains thus produced can be interpreted by a knowledge of the areas of the distribution of the several spinal nerves.

“When any of the upper three vertebrae in the cervical region are diseased, pain is often complained of in the areas supplied by the occipital and great auricular nerves.

“If the fourth and fifth cervical vertebrae are diseased pain may be referred to the distribution of the sternal, clavicular and acromial nerves.

“If the sixth and seventh cervical vertebrae and the first dorsal vertebra are diseased, pain may be referred to the shoulder and down the arm in the course of the branches of the brachial plexus of nerves.

“When any of the upper six vertebrae of the dorsal or thoracic region are diseased, pain is felt in the course of the corresponding intercostal nerves and if any of the lower six vertebrae are affected, pain may be referred to the epigastric, umbilical, or hypogastric region, in the areas supplied by the seventh, eighth, ninth, tenth and eleventh intercostal nerves.

“In the lumbar region the nerves liable to pressure are the branches of the lumbar plexus, notably, the ilio-hypogastric, ilio-inguinal, genito-crural, and anterior crural nerves, and pain is sometimes referred to the course of the internal saphenous nerve as far as the ball of the great toe which can be attributed to spinal origin rather than to the gout. The pains experienced in spinal disease are always accompanied by a peculiar constricting sensation, as if a tight band were clasped about the body in the seat of the affected nerves, and hence they are often denominated girdle pains.”


It will be noticed that the author has confined himself to "pains" produced by these pressures. Could he have carried the subject deeper and expressed himself to mean all functions as heat, nutrition, excretion, etc., he would have been a Chiropractor—providing—he could adjust and rectify the "caries" which would have had to be done, not by orthopedical surgery in its hundreds of devices and appliances, but by hand adjustment, to correct that which is *the cause*—the vertebral sub-luxation.

The medical profession, have for thousands of years considered the treatment of ailments of the body. They have studied the body, surgically, medicineally, dissectionally and osteopathically with that object in view. The results of these observations are that they have evolved a nervous system founded and based upon that rock.

Chiropractic is the product of study from cause to effect. How to locate causes, within the body, then to adjust them, therefore that which is considered as a nervous system to them could not be utilized by a Chiropractor as it is fundamentally wrong, hence a new nervous system, one which will stand the most rigid investigation, entirely different and not to be compared with any precedent.

Facts as proven on the living, feeling body by tracing the affected nerves, from sub-luxation to its peripheral, has made the following necessary. It proved the non-existence of many supposed nerves. The location, according to sensibility, showed the wrongly placed location of many nerves according to function. The further development of Chiropractic has to follow its foundation hence the Nervous System, according to Chiropractic, was inevitable. This new system of nerves, their location, origination, etc, was the outgrowth of that unique study, *Nerve Tracing*, distinctly a *P. S. C.* production, and thus supplanting it with a true, practical, rigidly tried system.

To the uninitiated this sounds impossible. "Haven't they been found and traced by dissection?" True, but what evidence can you base upon the fact that a swollen nerve, after death, was the one involved? To trace that nerve during life is an exact science, for it demonstrates its true existence, origination, location, function, path and depositing point. To demonstrate that a particular nerve was producing a certain disease meant that the Chiropractor will



A few Mandibles. They show many diseased conditions. If Chiropractic is thoroughly learned, from a school properly equipped, the graduate should be able to adjust the causes of diseases of this portion of the anatomy. It is surprising to dentists to see how quickly and thoroughly Chiropractors can adjust pyorrhoea alveolaris and other diseases of the jaw.

ILLUSTRATION NO. 74.

find the luxation and from that point trace to the affected point or vice versa. It is *scientific demonstration* upon the living body as compared to dissection upon the dead person. *Facts* vs. theories. *Demonstration* vs. "suppositions."

EPILEPSY.

If physicians knew that the warmth of the body was produced by nerves, that heat in excess was caused by pressure on nerves, that epileptic attacks were always preceded by an outburst of caloric in the upper dorsal, that when the attack ceased the body resumed its normal temperature, that these paroxysms were caused by an occluded foramen which impinge nerves, that the primal cause was a displaced vertebra made so by a wrench, that the replacing of the luxated vertebra would free the pinched nerves so that they could perform their normal functions uninterrupted,—if physicians knew that the above propositions were demonstrated facts, and were able to replace the displaced vertebra to its normal position, they would certainly adjust the cause instead of giving medical treatment for the effects.

FELON.

Medical Talk asks, "What causes a felon, and what treatment would you recommend for felon?"

A felon is caused by nerve impingement between dorsal vertebrae. Chiropractors relieve all pain in a moment, by taking the pressure from the pinched nerves.

GALL STONES.

Mrs. Blank had gall stones. She was taken to the hospital and submitted to an operation, which was a wonderful success; but the doctor's certificate stated, "Death resulted from *Lolia ceum* after operation." For the benefit of our readers I will give the full medical term as given by *Dunghlison*. "*Lolia ceum radice epente*," which means dog-grass, couch-grass, or twitch-grass, which is used by physicians in genito-urinary irritation and inflammation, because of its aperient and drastic qualities.

An intelligent Chiropractor understanding the principles of Chiropractic, would know that gall stones are consolidated bile; that there was an excessive heat in the region of the liver and gall bladder to produce this condition; that all bodily heat whether in excess or otherwise is from nerves, and not of the blood, as we have been taught by the old schools; that the nerves which proceed from the spinal foramen have been encroached upon by an impingement which causes irritation of nerves, and inflammation in the region mentioned.

We have shown you that a medical man treats the effects, he does not know the cause; therefore an operation is performed which gives the undertaker a job, and throws the blame on "*Lolia ceum*."

We as Chiropractors would relieve the pressure by reducing the spinal luxation, thereby allowing the nerves to perform their normal functions, which softens the hardened bile, returning it to its liquid condition.

 GOITRES.

Chiropractors do not "treat" goitres. They adjust the cause, replace the vertebra, and release the pressure on a nerve which causes the enlargement named goitre.

The practitioner and the layman are not to blame for using the words, "treat" and "treatment," for they have known nothing else, but the various methods of treating. Chiropractors do not *treat* the goitre. *They find the cause, and take off the pressure from the nerve whose functions are exaggerated.*

INSANITY.

Dr. Thomas Storey, of 527 East Sixth street, (Duluth, Minn.) dissappeared two weeks ago last night very mysteriously, leaving word that he was "called away suddenly," and every effort to locate him since has utterly failed. He took with him over \$1,100 cash which he drew from the American Exchange Bank that day. No reason is known for his leaving, and his family is at a loss to account for his absence.

The last seen of the missing man was on Thursday evening, May 15, when his son, Thomas J. Storey, called at his office. His father was apparently in the best of health and spirits, and said nothing, whatever, about going away, although later developments show that he had been planning that day to go somewhere.

Friday was "Ladies' day" when women patients called at the office for treatment. The doctor's wife who had been in the habit of assisting him on these occasions, went to the office expecting to find him there, thinking that she would then learn why her husband had not been at home the night before. His absence did not alarm her, as his practice had at times kept him from home.

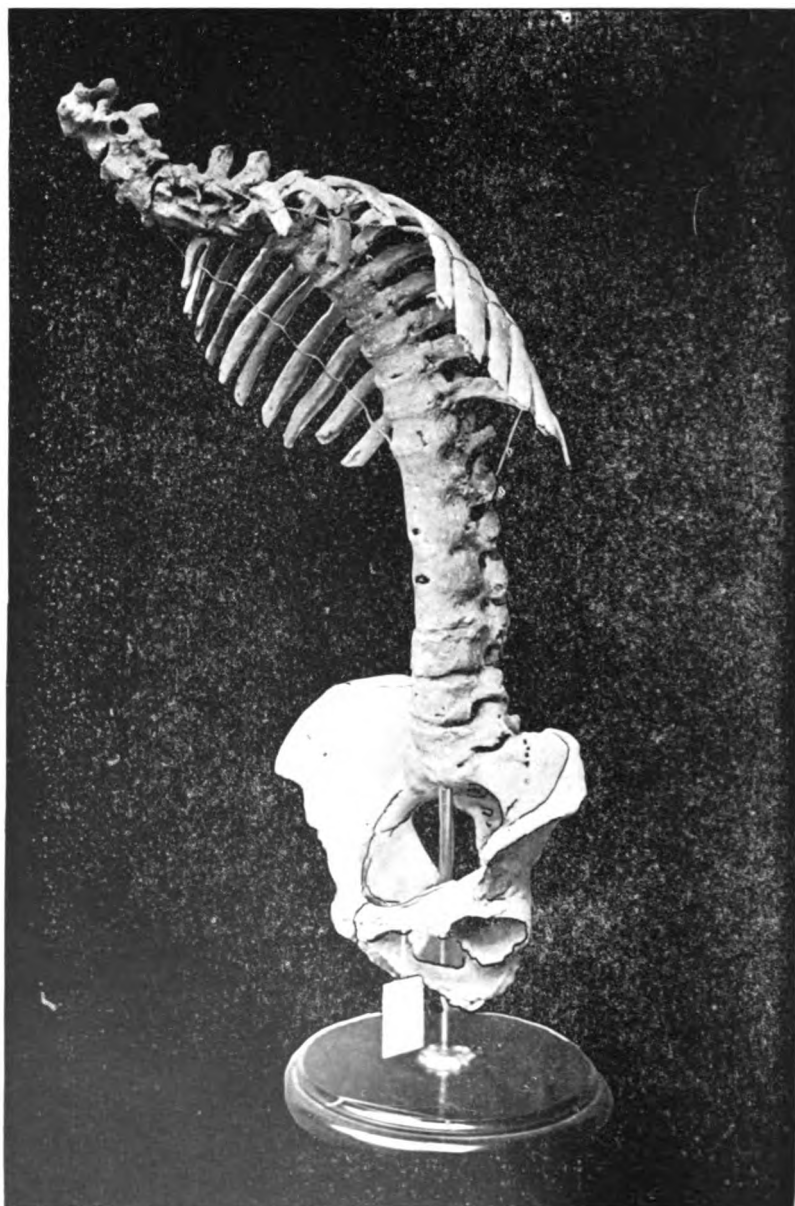
On the table in his office she found an envelope addressed to her in the doctor's hand-writing, and containing a brief note scribbled on a scrap of paper, which read:

"Dear Sarah:—I have been called away suddenly. Get along as best you can until I return. Thomas."

Beside the envelope was the bunch of keys usually carried by her husband. She still expected that he had been called to some case in the remote part of the city, and that he would come in during the morning, but when he failed to appear, she finally became alarmed and sent for her son, Thomas J. Storey.

They then decided that the affair be kept quiet and what inquiries were made, were among intimate friends, who were asked to say nothing about it.

It was not until May 25, that any news was received and then a letter came from Seattle, Wash., signed "W. H. Watson." It was written with lead pencil on a note head of Hotel Ranier Grand, of that city, dated May 19, and read as follows:



Spinal Column. Pelvis synostosis. General arthritis. Vertebrae encysted with a covering of bone from atlas to and including the Sacrum. Caries. Sacroiliac caries. Caries of os-pubis. Malacia of tuberosities. General ankylosis. Sacro coxitis. Sacro-iliac disease.

ILLUSTRATION NO. 75.

The writer said that Dr. Storey was in good hands under the care of "Brother Masons." He had been found on the train Friday (the day after he was supposed to have left Duluth) acting strangely. He had a through ticket to Seattle. He was unable to give an account of himself, but his identity was learned from papers he carried. He had been placed in a good hospital, and the attending doctors said he had a case of brain fever. He talked continually of Dr. Murray and Ida, and Ida's baby, and seemed to believe that he was taking the baby where they could not get it. He called for Ida very often, and at times said that the office must be closed up and the heads and cases be placed in the high school. Watson said Storey was doing well, and would probably be better in a day or two, and promised to write again in that time.

Manager Dunbar, of the Hotel Ranier Grand was wired to at once, and replied that he knew nothing of Dr. Storey, and that he had not been there, nor could he be located at any of the hospitals or at other hotels. He added that W. H. Watson left on May 20.

The Duluth police were then applied to, and in response to a telegram from Chief Troyer, Chief Sullivan, of Seattle, wired that he could not locate either Storey or Watson in that city.

It was learned that he asked his friend Charles Koogler, for the loan of a grip, saying that he expected to be called away soon, and needed it. Mr. Koogler brought his suit case to the doctor's office on the day he disappeared, and the doctor evidently took it with him.

As before stated, no reason is known for the disappearance of the doctor. He had a beautiful home on East Sixth street, and a very large practice. He had never shown any indication of mental disorder, although he had been working very hard for five or six years, as his practice grew.

The letter signed "Watson" has every indication of having been written by some one acquainted with Dr. Storey, or at least with some of the missing man's affairs. The "Ida" referred to was Dr. Storey's daughter, who resides in the east end. A baby was born to Mr. and Mrs. Arbouin about two months ago, which lived but a week.

The missing man is about fifty-eight years of age, has lived in Duluth, and practiced the healing art for several

years, and has a family, the youngest of whom is 15 years of age. He is a Thirty-second degree Mason and a Mystic Shriner.

"I do not know what to think," said Thomas J. Storey last night. "The more I learn of the case, the more mystified I am. We have done everything that we can think of to locate my father, but without learning anything. The family relations were always pleasant; father had been fixing up his home, his business was prosperous, and his health was apparently excellent. He took great pride in his garden, and it is one of the finest in the city. No, I cannot even form a theory, and we are simply waiting in hopes that something will turn up."

The above was copied from the *Duluth, Minn., Herald* of Friday morning, May 30, 1902.

The most interesting and instructive part of this strange story is yet to be told by the writer.

Dr. Storey is a graduate of *The P. S. C.* Among other efforts to locate the missing man, they wrote to me, thinking it possible that he had taken a notion to come here. About June 7th I received a short letter from Dr. Storey, written at San Francisco, stating that he was going to Los Angeles, and that he wanted some Chiropractic literature. This letter was immediately forwarded to his family. From that time any knowledge of Dr. Storey was promptly passed between the family and me.

Whenever Dr. Storey was heard from, he was always going to some other place. He was like the California flea, hard to locate; when you found him he was somewhere else.

About June 14th, I made up my mind to go to the Coast and locate him. He seemed to have a traveling mania, was liable to be heard from, any place between Spokane, Wash., and San Diego, Cal.

June 28th I arrived in Pasadena. On June 30th my wife and I made a trip to Ocean Side. Dr. Storey was on that train going to San Diego, but was not seen by us.

The house where Dr. Storey had been rooming was located. The landlady thought he acted strange at times; she took him to be a sporting man, and did not see much of him as he only roomed there, taking his meals elsewhere. She had read the above item, which had been co-

pied in the *Los Angeles Times*. She did not have the least idea that she had the much sought for man in her house.

I kept in touch with the Storey family at Duluth. They heard from him occasionally, but he was always on the go, just going to some other place, so that by the time I got notice from Duluth, it would be about ten days, which gave him time to make another move.

About July 15th, my wife and I were at Los Angeles; we had just entered a street car for Pasadena. Dr. Storey, accompanied by a boy about the age of fifteen, entered the car and was immediately recognized by Mrs. Palmer, although he did not look like the former Dr. Storey; his face was bloated; an eye blackened from a bruise; his clothing was soiled and unkept; he was a very different looking man than the Dr. Storey of a year ago. We took him in charge. Arriving in Pasadena, I wired his wife, "I got him, a little off." His family had written me to "Head him off if possible."

He was in a pitiable condition; he knew that he was not mentally right; for that reason he had the boy to care for him. We showed him the picture of the class in which he graduated; he did not recognize his own likeness or that of any member of the class. He would say: "I ought to know them, but I don't."

Frequently for hours at a time he did not know anything, and only knew of that which transpired during those unconscious spells from what others told him. On one occasion he sat on a rock on Santa Barbara beach, when the tide was out; he remained there until the incoming tide was up to his waist; some bathers observed his condition and took him ashore. He says that on all such occasions when he came to himself, there were Masons caring for him.

After satisfying ourselves that Dr. Storey was mentally deranged, and knowing that the cause of his condition was a displacement (subluxation) of the cervical, I spoke of it and he replied, "I know that is the cause, and I have been trying to find someone to fix it." I took him in my adjusting room, laid him on the table and by *one* Chiropractic move adjusted the displaced cervical that had been pressing on the nerves that went to the right side of his head and said: "This side of my head has been gone

for a long time, it is here now, I can think." He arose with his former intellect.

After dinner I asked him how much money he had. He replied that he did not know. I asked where he kept it. He said, "I used to keep it in my inside vest pocket." Upon looking he found \$460. He then inquired how much he had when he left home. I told him that he drew out of the bank \$1,100. As fast as we thought best we informed him how matters were at home.

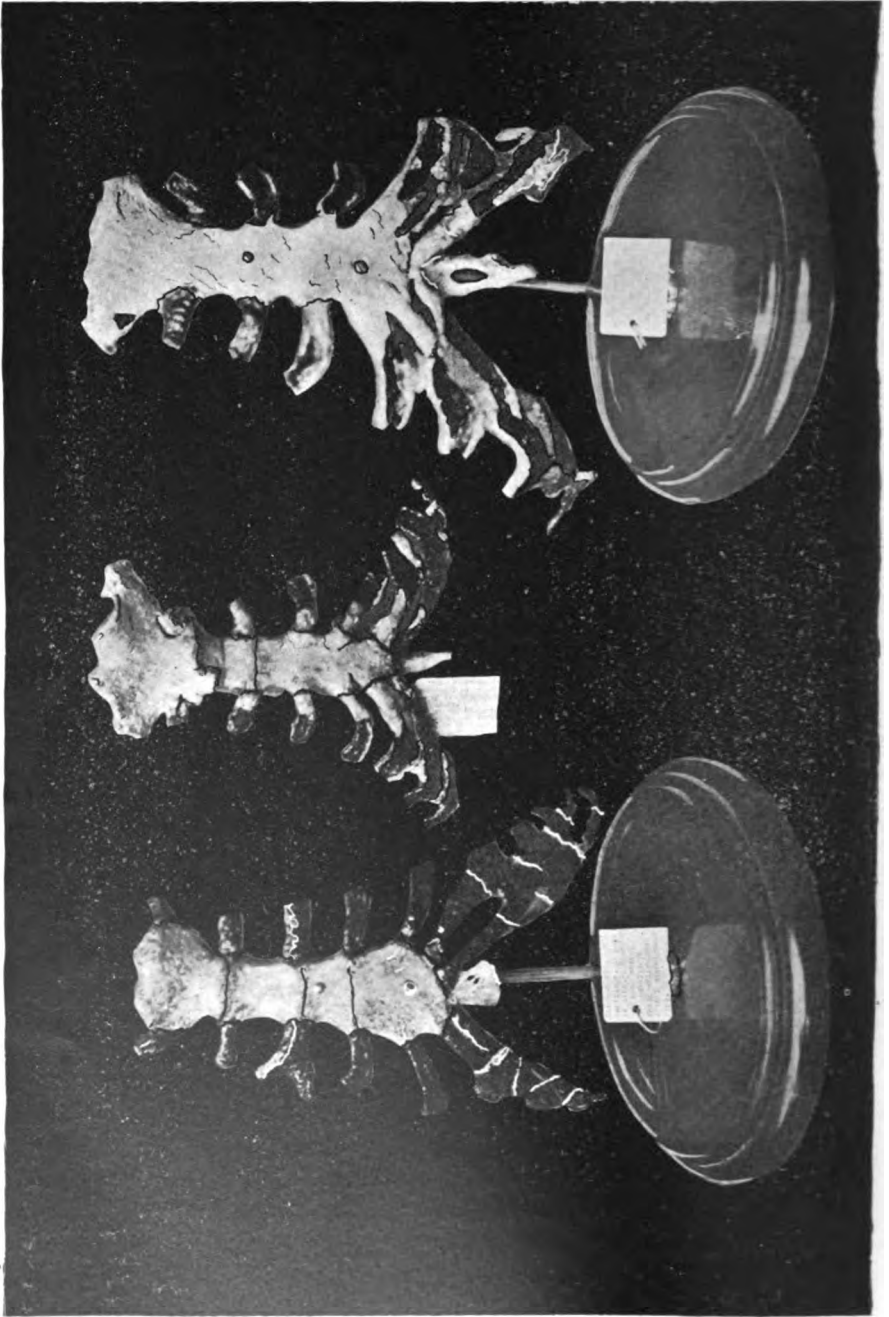
We tried to keep him and the boy over night, but we had been imprudent in showing the boy a case of human bones; therefore we could not persuade him to stay. They returned the next day according to promise. It was surprising to see how different the boy viewed the bones. The evening before, he was afraid that the doctor might want his bones, now he took much interest in handling them and asking questions; the fear of the day before had all disappeared.

Dr. Storey's case was certainly a peculiar one. He told me that when he was on the boat going to Catalina Island, which is thirty miles from the main land, that "the other fellow" wanted him to go to the side of the boat, jump in and end all; that he had all he could do to keep himself near the center of the boat.

About two weeks after the first adjustment, he came in and said that he had quite a time to get to my place; that "the other fellow" talked climate at San Diego, and he talked adjustment at Pasadena. "But I got here." To anyone but a graduate of *The P. S. C.* this language would seem strange.

A man met Dr. Storey in Los Angeles and called him by name. The doctor told him that he had the advantage, that he did not remember of ever meeting him. The stranger said that he ought to know him, that he had been his nurse in a hospital three weeks, that he had given him lots of medicine. The doctor replied that if he had taken any medicine, he had not been conscious of it: that there was a long period of time that was a blank to him.

Dr. Storey had no remembrance of anything that transpired since seeing his son Tom in his Duluth office. The first that he realized was that he was walking on the street of a strange city. He inquired what place it was and was told it was 'Frisco. He realized that he was not right men-



Left Sternum, showing 11 pair of ribs. 2 dichotomous costal cartilages which articulated with two dichotomous ribs.

Centre specimen. Male Sternum and ankylosis by callus of first and second pieces. First costal cartilage on left encysted by neoplasm. See Osteoneoplasm of cartilages. First left rib articulated thru cartilages. Right Sternum of aged female person. Cartilage has been fractured in many places and repaired or encysted by osseous growth.

ILLUSTRATION NO. 76.

tally. He remembered that he was a lover of flowers, thinking that the sight of them might place him in his right element, he inquired where he might find them. He had not yet discovered that he was in "the land of flowers." From that time he was partially conscious at times, realizing his condition, and at other times he was entirely unconscious, especially when "the other fellow" wanted to change to some other location, making an expense for the doctor; when he was himself, he was averse to spending his money.

One very warm day he was in Pasadena. "The other fellow" was running him all over town, which was not to his liking.

Dr. Storey was handled for two months by two different intelligences; the Educated never being fully conscious. When the Innate had full control, the Educated was not active. The moving of the Doctor from place to place, buying the tickets, doing the business that is usually done by the Educated, was done by the Innate.

After having the displaced cervical replaced, he longed for his family, but when he thought of returning home, there came a dreadful fear over him, so much so, that he did not dare to think of going to Duluth to settle up his business.

He had a great fear of becoming insane again. He felt for a time, the need of keeping within calling distance of a Chiropractor. At times he would say: "Insane persons always think that they are all right, if I am not, I want you to tell me so. I think that I am, but I know that I am not the one to be a competent judge."

MASSAGE ON THE BACK.

Under the above heading, the August issue of *The Medical Standard* says, "Modern medicine calls attention to the effectiveness of rubbing and manipulating the back as a means of relieving a multitude of distressing symptoms from which the neurasthenic patient suffers."

Neurasthenia means "Nervous exhaustion," a run down condition, an impaired activity of the nervous system. A word that comes handy, and is often used by an M. D., or D. O., when the cause of general weakness is not known. *The Standard* says, that there is "a multitude of distressing symptoms" of this class. Knowing that medicines do not reach this host of ailments, the editor asserts that rubbing and manipulating of the back gives relief. There are a number of diseases for which medicine is of no value; but a general massage of the back is a relief.

After describing various movements and manipulations for the back, he reminds his medical brethren, "If greater attention were given to these simple therapeutic measures by physicians, there would be less room for the exploits of Osteopaths and other imperfectly qualified persons."

If rubbing and manipulating is so "simple" and achieves such renowned, heroic deeds, as done by "imperfectly qualified persons;" why not make it an important part of your curriculum, teach it in your colleges, and include it in your state examination? Why not be Osteopaths?

TAPEWORMS.

Chiropractors do not expel them, the do nothing as an M. D. does.

Tapeworms are parasitical scavengers. They subsist upon decayed food. Those who are afflicted with such parasites have indigestion. A Chiropractor would take the pressure from the stomach nerves of innervation. When the digestive tract was in normal condition, there would be no suitable food for scavengers, they would be digested as other food.

MUCOUS-MEMBRANES.

Mucous membranes line the inside surface of all hollow organs, canals or tubes that have an external opening.

Serous membranes cover those cavities, internal and external, that do not open external.

The mucous membrane lines the lids of the eyes, nasal passage, the auditory canal of the ear, the eustachian tubes, the lips, all parts and sides of the mouth, the throat, the trachea (windpipe) and bronchial tubes, stomach, gall bladder, tubes of the pancreas and liver, the secum and the appendix, the bowels and stomach down to and including the anus, the bladder, the uterus, the vagina, the ureter and urethra.

The serous membranes cover the brain, heart, chest, the abdomen, the pleura or outside coverings of the lungs, the peritonium that enclose the viscera of the abdomen.

The mucous membrane has a mucous slimy fluid. The serous membrane has a thin watery fluid.

Some of the diseases of the mucous membrane are granulations of the eyelids; rhinitis of the nose; catarrh of the ear; catarrh of the lungs which is an affection of the tubes of the lungs, generally known as tubercular consumption; catarrh of the stomach, known as gastralgia; appendicitis, inflammation of the appendix; diphtheria and croup is an inflammation of the mucous membrane of the throat; and so on with the diseases of the bladder, the vagina and uterus.

In diseases of the serous membrane, we have inflammation of the brain causing sclerosis and mollities, hardening and softening. These diseased conditions of the nerves in the soft tissues, are the same that we have been studying in the diseased bones. Of the heart, we have pericarditis, inflammation of the pericardium, the outside membrane or covering which forms a sack; this smooth membrane is lubricated with a thin watery liquid called serum, this lubricant prevents friction during its movements. If this membrane becomes inflamed we have inflammation of the heart named pericarditis, the result is a tendency to produce and retain too much serum, this unusual amount of held-up serum is named dropsy—hydropericardium. The

membrane that lines the heart on the inside is liable to be inflamed, this condition is called endocarditis.

All the diseases of the mucous membrane and the serous membrane that we have noticed, and many more, have there primary cause in nerves that are producing too much heat, supplying too much to the membrane that is affected. What we have just said in regard to the cause is as far as an M. D. would desire to go. But Chiropractors ask what is the cause of this undue amount of heat? We find that if a nerve, or a bundle of nerves are being pinched, that there is an abnormal effect of pinched nerve or nerves, that it is too active or not enough. In the diseases noticed there was too much heat, too much action and too much life. Disease is extreme either way.

Cancers come under the head of diseases of the serous membranes.



3rd to 18th vertebrae.

General, Excessive exostosis and ankylosis. Effects of arthritis, 8 and 9 are the prominent ones. Their distal ends are injured. Spinous processes of 8 and 9 articulated. Diastasis of 9 and 10. Cervical Lordosis.

ILLUSTRATION NO. 77.

MUMPS.

Geo. Kale, of 619 Third avenue, Rock Island, Illinois, brought his son Willie, January 15th, to be adjusted for mumps. On the 17th he brought his daughter Helen who had the same disease. *One* adjustment each made these children well, while other affected children were absent from school during the run of the disease with its complications. Mr. Kale's did not lose a day. They know a good thing when they see it.

Which is better, to treat the effects and let the disease have its usual run (for it is one of the self-limited diseases of the medical men,) or adjust a displaced vertebra and have it fixed at once? Another question as readily answered by the Chiropractor: why does the physician prescribe remedies for this disease, its complications and sequelae? The first question is already answered by the reader viz., adjust the cause, of course, if the physician knows where and how. The second is as readily answered. If the physician knew the cause, he would adjust it instead of prescribing for the effects.

But says one, the Osteopaths do not prescribe drugs. No they do not. Dr. A. T. Still in his book *The Philosophy and Mechanical Principles of Osteopathy*, on pages 114 to 116, says, "That all cantagious diseases, including mumps, are developed from latent seeds that are lying dormant in the fascia, that extremes of heat and cold vitalize them."

Dr. A. P. Davis in *Osteopathy Illustrated*, gives his treatment for mumps. I will quote it so that you may see the dissimilarity between Chiropractic adjustment and Osteopathic treatment. Page 288 says, "The Proper method of treatment, then is to manipulate close up under the angle of the jaw, and relieve all contracture in muscles in that region; then stretch the neck, as directed elsewhere (see page 191, it consists of two dozen movements,) twisting it at the same time, and then manipulate all of the muscles of the neck, raise the clavicles, arms, chest; stimulate the vaso-motor area. The glands are easily relieved of their contents, and will be rapidly disengorged by manipulating them as directed for a few moments; removing soreness gradually by the beginning of manipulations at the outer edge of the soreness. In this affection, general treatment should be had every day, and the disease may be reduced

to a minimum, and by avoiding exposure to cold, no danger of metastasis. Should that occur, follow up the treatment. Gentle treatment daily, or twice a day, relieves and shortens the disease and mitigates the suffering greatly."

The Chiropractor adjusts one vertebra by one move, unknown to Osteopathy, which does not occupy a minute. Wherein is there any resemblance between the Osteopathic treatment and the results, and that of Chiropractic adjustment and its immediate effects?

Does a Chiropractor practice either medicine or Osteopathy?

PARALYSIS.

On July 9, 1905, I made a visit to the place of A. S. Drésher, Lisbon, Iowa, upon our entering, he said "The place is yours as long as you choose to stay." With that kind of welcome we made ourselves at home.

We found six acres in small fruit. Twenty-five years ago I was engaged in a similar business, therefore I was interested.

Mr. Dresher a Genius.

Mr. Dresher is a genius and given to originality. He has raised many new kinds of strawberries, one of which has no runners. His best seeding he has named *Chiro*.

His pride is a large bed of pansies. As we entered its enclosure, he said, "I can make these pansies do anything I want." Their innumerable smiling faces, of an endless variety of colors, gave credence to what their owner said of them. He then showed us from two to a half dozen distinctly different colors on the same plant.

He told us that he had grown seedless water melons, but on account of the fact of their being seedless, they could not be reproduced.

History of Case.

We became acquainted with A. S. Dresher on Dec. 2, 1897, (9 years ago) as shown by our books. On that date he came to our infirmary on crutches. He was as cross as two sticks. We drew out of him the following history of the case. In the last 18 months, he had paid out \$1,000 in doctor bills. Nine doctors said that he was a helpless paralytic. As far as feeling and use was concerned, his leg was dead. Better by far, if it had remained in that condition, that he had allowed the doctors to have amputated it as they desired. Pins could be thrust into it without any sensation, there was no feeling in it whatever. There were several running sores from hip to the ankle. Above the knee it was three inches less around than its mate. He was despondent, surly and cross. He said that he had lost all faith in anything curing him, that he would rather go home dead than to remain in that condition.

Luxation Caused Paralysis.

I found a lumbar vertebra slightly displaced by a wrench; this luxation occluded the left foramen, pinching the sensory and motor nerves as they emerged from the

spinal canal. This pressure had a similar effect on the nerves of sensation and motion, as a ligature around the arm would have on the fingers. We should use as good judgment to relieve the affections of the leg, as we would that of the benumbed hand, when we release the pressure on nerves made by the band around the arm.

The discharge from the open wounds was condensed dead serum, which had ceased to circulate, because the lifeless nerves were unable to perform their functions.

When thru with my examination and explanation, he said, "I know there is something wrong there, for it feels like a pebble would if under the foot.

Feeling Returns.

He took adjustments for five weeks. During that time I continued to replace the displaced vertebra, which had become irregular in shape. It had to be returned, grown to to its normal figure, before it would remain in its former natural position. His rapturous delight was unbounded when he found feeling and use returning to that worse than useless limb.

Returns Home Well.

At the end of five weeks, he took his satchel in his right hand, his crutches on his left shoulder, and thanking Chiropractic for his recovery, returned home a happy man, and today is able to state that he has no recurrence of his former trouble.



The opposite cut is of two pair of mallets and chisels used by pseudo-chiros to drive protruding spines into line. Such tools never were a part of Chiropractic. They are relics of the past.

ILLUSTRATION NO. 78.



PNEUMONIA.

R. E. Hamilton, D. O., in March number, *Journal of Osteopathy*, under the head of Pneumonia, tells us, "How the Osteopath handles the case." Do Chiropractors manage inflammation of the lungs in the same manner as Osteopaths? Are Chiropractors faking Osteopathy, when they adjust displaced vertebrae, remove pressure from nerves, restore normal temperature, pulse and respiration in five minutes?

Dr. Hamilton says, "The nursing and the general care of the patient is very little different from that of any other school of practice, but the treatment is based on the apparent cause of the attack. Weakness of the lung may be due to a lesion of the ribs, the dorsal or cervical vertebrae affecting either the nutrition or the vaso-motor control of the lungs. Treatment must always be directed to the removal of lesion found. Vigorous treatment should be given only in the first stage of the disease the earlier the better. The trouble may be sometimes traced to the heart weakness and the centers affecting the heart must be looked after.

"The centers for the kidneys and the intestinal tract should be examined, as lesions affecting these organs are quite frequently found in pneumonia. Any measures, such as swathing the patient's thorax with cotton, which will cause the blood-vessels near the surface of the body to dilate, will help to relieve the congestion."

He tells us that the apparent cause of the *attack*, as the disease was an enemy, had seized the patient, and assistance was needed to repel the intruder, may be found in lesions of the ribs, dorsal or cervical vertebrae, kidneys, intestinal tract, or heart. Chiropractic is specific, it locates the cause at one dorsal vertebra.

Chiropractors look upon pneumonia as a misfortune, as the result of an accident, instead of an enemy that should be fought.

In Osteopathy the "attack" is successful, because, the lung or heart is weak and not able to repel the invader. In Chiropractic, it is owing to an impingement of calorific nerves which supply the lungs with heat, creating an excessive amount.

The *Osteopaths* "treat" such cases. The *Chiropractors* adjust causes.

Osteopathy says, nutrition of the lungs, or the dilation and contraction of their blood vessels are affected. Chiropractors find that calorification has been greatly increased.

Osteopaths give vigorous treatment in the early stages of the disease. *The Chiropractors give one energetic adjustment, which is done by one more not taking to exceed one half minute.*

The Osteopaths are advised to look after and examine the nerve centers in the brain, spinal cord and ganglia, where the nerves of the organs originate. Chiropractors are taught to locate the impingement in the spinal foramina.

Dr. Hamilton advises any measures which will cause blood-vessels to dilate, because "A free and natural flow of blood is health." Chiropractors do not believe that blood impeded by contracted veins or arteries, is the cause of disease.

D. O.'s talk about lungs being congested. Chiropractors seek to know why they are inflamed. The pathological changes in tissue, altered nutrition of blood-vessels, circulation and exudation of fluid is due to excessive heat.

Wherein is there any resemblance between Osteopathy and Chiropractic in etiology, or method in handling a case of pneumonia?

We turn to page III of *The Principle of Osteopathy* by E. H. Laughlin and read: "Relax the muscles along the spine, remove the lesion, treat the kidneys and bowels, relax all the cervical tissues, raise the clavicle and depress the first rib, treat along the vagus and recurrent laryngeal nerves near the sternomastoid muscle. For the fever treat the sub-occipital fossae, also inhibit the abdomen, stimulate the vaso-motor centers to the lungs, raise the lower ribs and stimulate the accelerators of the heart. To ease the cough treat the larynx and trachea."

A. P. Davis, M. D., D. O., an Osteopathic student under the personal instruction of Dr. A. T. Still, says of pneumonia on page 434 in *Osteopathy Illustrated*, "Capillary congestion, due to pressure, either on the venous system that carries the blood out of the lungs, or on the nervous system that controls the peristalsis of the muscular walls of the blood-vessels, causes a difficulty.

"The most forcible indication points to taking off the

pressure. This is done by following the general direction for freedom of the circulation."

"We therefore begin on the vaso-motor area, give thorough general treatment, using the limbs as levers to lift the weights."

Drs. Laughlin and Davis agree with Dr. Hamilton in the cause of, and method of relieving pneumonia. Their Osteopathic principles do not differ, yet there is nothing in them that is Chiropractic. *Where* in pathology, or method of controlling pneumonia has *The P. S. C.* copied Osteopathy?

The only expression used, that looks like Chiropractic, is that of "Taking off the pressure," by Dr. Davis, who tells us, in comprehensive language, to "*give thorough general treatment, to take off the pressure.*" He says, "this is done by following the general directions for freedom of circulation."

Dr. Hamilton says, "A free and natural flow of blood is health, is an Osteopath truism." To an Osteopath it is an undoubted, self-evident truth; a statement which is plainly true; a proposition needing no proof or argument.

It is falsism to accuse Chiropractors of faking Osteopathy. *There is a greater difference in Osteopathy and Chiropractic than there is of any two of the four state-protected schools of Iowa.*

POLYPI.

Polypi are small tumors which grow on, or are a part of, the mucous membrane. They are usually found in the uterus, pharynx and nasal passages; occasionally in the stomach, intestines, bronchial tubes, bladder and vagina. The mucous membranes of any canal, cavity or hollow organ, may be affected by them.

They vary in size, number, mode of adhesion and structure. They may be hard or soft, fibrous or cancerous. They present all the pathological conditions of tumors or larger growths.

The usual means of treatment are astringent powders or solutions. Cauterization, excision and extirpation. These are but therapeutic remedies used to treat diseased conditions.

Pimples, boils, polypi, tumors or cancers are the result of nerve irritation—too much heat produced by calorific nerves. Abnormal growths are due to too much action—life.

There is a new science that does *not* treat effects, but instead, *adjusts* the bones that are out of alignment. One case will serve for explanation.

Mrs. J. H. Murray and her two children, of 412 W. Bijou St. Colorado Springs, were visiting at her mother's home. Mrs. Mary Kale, 702 Second Avenue, Rock Island, Ill. Having adjusted her daughter, Morine, of diphtheria, by two adjustments, she desired me to adjust her son, Hugh, for polypi of the nasal passages, which were so filled that he made a terrible fuss when asleep.

Chiropractors find that polypi of the nasal and pharynx are the result of impinged nerves in the cervical vertebrae.

The writer, by ten adjustments of a cervical vertebra, freed the impinged nerves, thereby removing *the cause* of these tumors. There was no longer deranged functions producing abnormal effects. The polypi became free from the membrane and were discharged.

Proper adjustments have the same effect on larger tumors and cancers.

Skeleton of infant, age seven weeks. Spina Bifida. Notice the cartilaginous ossification. Sutures in skull show why adults must handle with care.

ILLUSTRATION NO. 79.



RACHITIS.

Rachitis or rickets is a disease characterized by crookedness of the spine and long bones, enlargement of joints, prominent abdomen, large head, leanness, general debility and indigestion, the most marked effect is the distortion of bones.

It is frequently accompanied by consumption, dropsy, diarrhea, convulsions, congestion and enlargement of the internal organs, intestinal catarrh, bronchitis, flatulence, constipation, profuse perspiration about the head, hypertrophy of the tonsils, hectic fever, and atrophy.

Rickets is a disease of childhood, it is usually first noticed between the ages of 6 months and 3 years. If a child who is not ill, and who has not suffered from exhausting disease, does not walk at two years of age, it is probably rachitic. In most instances, the rachitic child begins to walk at some time during the third year and at this time the deformities of the lower extremities such as knock knee, bow leg, flat foot, usually develop and are observed. Some cases show at birth signs of what appears to be general rachitis. The trunk is proportionally long as compared to the stunted limbs; the head is large, the chest presents a pigeon-like distortion and the epiphyses appear to be generally enlarged. In some instances the back is curved into a rigid kyphosis or scoliosis, and restricted motion or apparent fixation of many of the joints may be present. Such cases are no doubt intra-uterine rachitis and have their cause in the fetus before birth, or have been injured by the obstetrician at birth.

Rickets is a defective calcification of bones when their growth is at its maximum, in consequence of which secondary changes occur. The softened bones seem to show a diminution, a resorption of earthy substances and an overgrowth of osteoid tissue; in the third and last stage of this disease, the softened bones become abnormally hard, eburnated. Fresh bone formed contain a diminished quantity of lime. After the active process of decalcification has ceased then lime is deposited in the osteoid tissue, the result is a thick and heavy bone, premature ossification at the epiphyseal junctions and eburnation follows, causing a dwarfing of the stature. While the bones are soft, bodily weight

and muscular action causes deformity of the bones by curving and twisting. The skeletal frame is not only deformed but stunted; such persons as a rule do not reach average size in adult life.

Boyer says that rickety bones are lighter than natural and of a red or brown color. They are penetrated by many enlarged blood-vessels, being porous, and as it were spongy, soft and compressible. All of the affected bones, especially the long ones, acquire a remarkable suppleness; but if they are bent beyond a certain point they break. Instead of being filled with medulla, the medullary cavity of the long bones contain only redish serum totally devoid of the fat oily nature of the secretion in the natural stage.

Among the earliest signs of rachitis is enlargements of the wrists and ankles, called "double joints." Enlargements are easily felt at the junction of the ribs and costal cartilages, named "rachitic rosary."

The child affected with rickets stands with the legs apart, the thighs flexed, the knees bent, the back arched and the shoulders are thrown back. The skull may be irregular in shape, some parts of it may be too thick or too thin, too soft or too hard, these conditions of the cranium are named craniotabes. The fontanelle is abnormally large and may remain open long after the usual time. Teething is often delayed or is irregular. The infant makes but little effort to stand or walk at the usual period. Bronchitis is a common symptom of rickets. Convulsions may occur at any stage of the disease, especially when there is any tendency to craniotabes.

Some writers think that rachitis is hereditary, that rickety children are born of rickety or scrofulous parents.

Whitman says that distortions of the softened bones are caused by atmospheric pressure, the force of gravity, habitual postures, muscular action or injuries.

Openheimer claims that malaria is the main cause of rickets.

Bradford and Lovett say that debility from any cause that impairs nutrition may be the cause of rickets; that syphilis is an indirect cause.

Whitman says, rachitis is a constitutional disease of infancy caused by a weakness that may be inherited or it

may be the direct effect of illness, improper hygienic surroundings, such as lack of sunlight, damp rooms, overcrowding or poor ventilation. The direct cause of the disease is improper nourishment, due to artificial food during the nursing period, improper diet after weaning, or of prolonged lactation, or a defective quality of the mother's milk.

Bradford and Lovett say under the head of rachitic prognosis; when the disease is left to itself it generally runs its course, and after a decided degree of bony deformity has occurred the process of bone softening is spontaneously arrested, and the bones harden in their deformed condition, that drug treatment is manifestly secondary in importance to careful regulation of the diet and hygiene. One finds a long list of drugs which are advocated by various writers.

Cooper says, no medicine is known, which possesses any direct efficacy in cases of rickets.

Whitman says, medical treatment is of secondary importance. It is unlikely that any drug has a very direct influence on the disease.

Moore says, a number of theories have been advanced as to the exact cause but all are unproven. It is not hereditary.

Young says, that there is no evidence that the disease is ever transmitted.

Tubby says, that hereditary plays no part in the production of rickets, nor does syphillis. Various theories have been advanced, and at present there is not one which will bear searching examination.

Cooper says, the cause of rickets are involved in great obscurity.

This disease is divided by *Moore* into three stages incubation, deformity and recovery.

Tubby says, that the bones in severe cases pass through three stages, that of congestion, of softening, and of sclerosis.

Young recognizes three changes which lead to deformity, that of congestion or invasion, softening or deformity, hardening or sclerosis.

Osteitis deformans, osteomalacia, scurvy and cretinism are classed by orthopedists as forms of rachitis.

It is a chronic inflammatory affection of the bones. They enlarge, soften and from weight or compression by muscles they become unnaturally curved and misshapen.

Fragilitas ossium, *Osteomalacia*, *Senile rickets*, is a disease of adult life characterized by absorption of the earthy substances of the bones and deformity. The early symptoms are pain in the pelvis and thighs when in motion. It is usually supposed to be of rheumatic origin until the character of the affection is made evident by weakness and deformities of the limbs.

Bradford and Lovett say that nothing definite is known as to the cause of *osteomalacia*.

Whitman says, of this disease, "the etiology of the affection is unknown."

Scurvy and *Infantic scorbutus*, are also forms of rickets.

Congenital cretinism is a kind of *rachitis*. Intellectually and physically dwarfed. Born idiocy physical degeneracy and deformity, usually accompanied with goiter.

Medical writers agree in that they do not know the primary cause of rickets. They know that malnutrition is at fault but what causes the defective process of assimilation they are at a loss to know.

The P. S. C. is the first school to elucidate and bring to light the formerly unknown etiology of rickets.

In chiropractic as elsewhere, the identical cause with the same conditions produces similar results.

Rachitis is a name given to certain symptoms when associated together in the same person. These effects in different persons although from the same cause differ as to the nervous makeup of those who are affected. For be it known that no two persons look alike nor act alike; no two are alike in their formation of the bones, nerves or blood vessels. We differ more in our internal makeup than in our external.

Excessive heat, named fever by other schools, for a long period of time, soften and decalcify bones, take from them much earthy matter, causing them to become friable and light, easily bent or broken. After the exorbitant amount of heat has subsided, then diseased conditions, providing that the patient lives, runs to the other extreme of *eburnation*. *Remember that disease is functions performed in excess or not enough.*

Male infant, 14 months after birth. A congenital failure of Neural arch to meet. Spina Bifida. Spinal dropsy. Spinola Hydrorachitis.

ILLUSTRATION NO. 80.



Chiropractors understand how a C. P. luxation can produce the various symptoms named rickets. They also understand that they may be made *before birth*, at delivery, in infant or adult life.

RHEUMATISM.

There is great diversity of opinions as to the source of this disease. The causes commonly ascribed by the medical fraternity are heredity, the transmitting of disease from progenitors, sudden changes in temperature, infection by micro-organisms, lactic acid and excess of fibrin in the blood.

Osler in his *Practice of Medicine* says, "The multiform manifestations of the rheumatic poison in childhood and young adults may very reasonably be referred to the effects of the toxins of micro-organisms. He again says, "It depends upon a morbid material (lactic acid) produced within the system in defective process of assimilation."

The Osteopaths in the etiology of rheumatism differ but little from their medical cousins.

Dr. A. T. Still, the founder of Osteopathy, says on page 130 of *The Philosophy and Mechanical Principles of Osteopathy*, under the head of rheumatism, "Before the pain begins at the joints, you are sure to find that all gas has left the joints. Thus electricity burns because of bone friction. Some gas must be between the bone joints. Thus we find great use for atmospheric pressure to hold bones far enough apart to let the joint water pass freely over the opposing ends of bones. There is a natural demand for gas in all healthy joints of the body. Reason leads us to believe that gas is constantly being conveyed to or generated in all joints. Before rheumatism appears the separating gas has been exhausted, and there follows friction and electric heat because of there being two or more joints in one electric circuit or division.

"We thus get what we call neuralgia, rheumatism, sciatica and so on to the full list of aches and pains not accounted for to date by our philosophers."

Dr. A. P. Davis, in his masterly work of 850 pages, *Osteopathy Illustrated*, says that rheumatism "Is impeded capillary blood circulation." That "In rheumatism we have a disturbance caused by the precipitation of acid crystals of lactic acid."

The Osteopaths differ only from the Medical in their treatment of this disease; the former aims to accomplish with manipulations what the latter try to do with drugs.

Dr. A. P. Davis, who is authority on Osteopathy says, "Our treatment, then, for rheumatism should be directed to the promotion of the circulation of the fluids of the body." For which he prescribes the Osteopathic "General treatment," which consists of *over 200 movements* and takes nearly five pages to describe.

The P. S. C. differs from both the above schools in the etiology and pathology of this disease. The Allopaths, Osteopaths, as well as other schools, are therapeutical, they use remedies in treating this disease; *Chiropractors do not treat the disease, they adjust the cause of the rheumatic symptoms.*

The following cases will illustrate how a Chiropractor adjusts the cause of rheumatism, and wherein their adjustments differ from the treatment of other schools.

A. P. Bracelin, M. D., whose office is on the corner of Fourth and Brady, was badly crippled with rheumatism. He took four adjustments on one vertebra, which replaced it, relieving the impinged nerves. He was entirely made well, altho 64 years of age, he again walks as though but 30.

C. H. Murphy, one of our prominent attorneys, whose office is on the corner of Second and Brady, was brought in our office by S. J. Evans, D. D. S. Mr. Murphy had sciatic rheumatism suffering untold distress. One adjustment took the pressure from off the nerve and gave instant relief. In one minute the expression on his face changed from one of great pain to that of happiness. *How about lactic acid, micro-organisms, or lack of gas between the joints?*

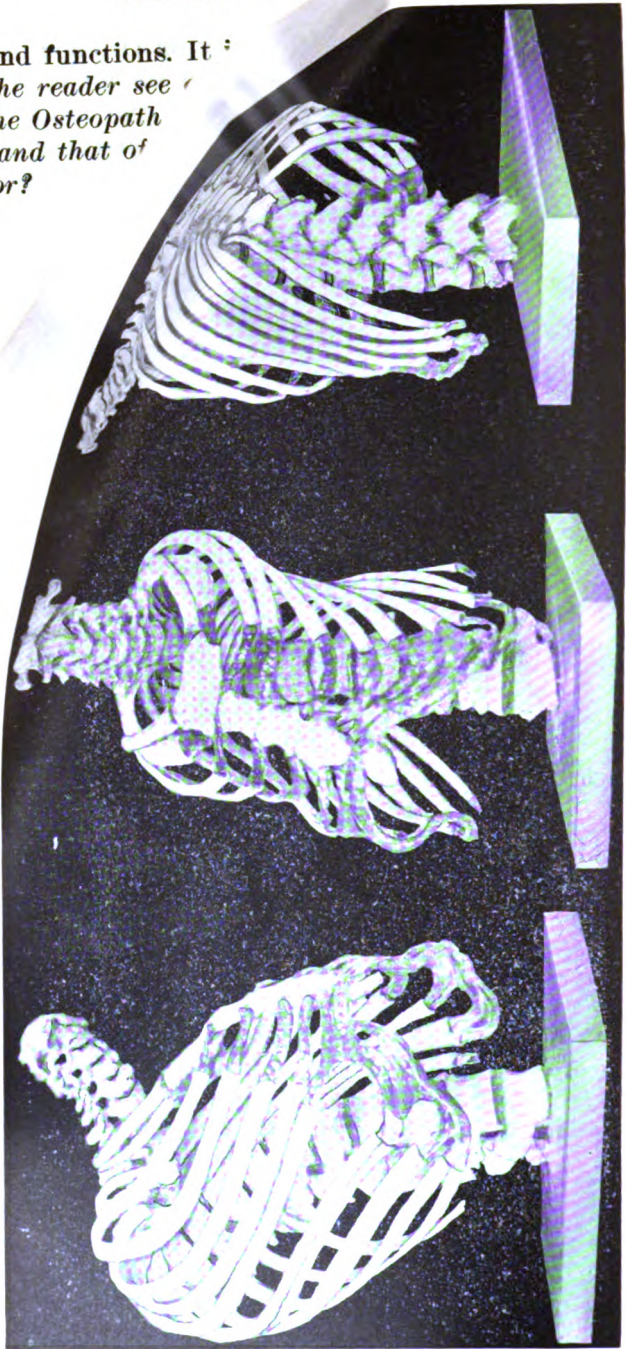
These adjustments were given as quickly as you would strike one hand with the other. One of the Chiropractic principles is *brevity, if you can do the right thing quickly don't be an hour or all day about it.* Whenever you have made the right move, don't use unnecessary time working over your patient just to make him believe that you are trying to earn your money. Don't deceive him, yourself and your patients by studying useless studies.

Long standing cases of rheumatism take more time and adjustments.

Chiropractic adjustments replace the displaced vertebra, thereby taking off the pressure from the nerves. They being freed from impingement, assume their natural sensa-

tion and functions. It is easy to do when you know how. *Can the reader see any resemblance between the Medical and the Osteopath in the cause and treatment of rheumatism, and that of the cause and adjustment by the Chiropractor?*

tion and functions. It :
*Can the reader see
and the Osteopath
tism, and that of
practor?*



Thorax including sternum, ribs and spinal column of a female. Kyphosis. The apex of curvature is between 6th and 7th Dorsal Vertebrae. The Chiropractor would locate the incipient occluded foramen at that point on left side. Pressure on nerves was the cause of excessive heat, more especially on the affected side softening 6th and 7th dorsal and contiguous vertebrae. Muscular compression, while vertebrae were soft, made centra wedge-shaped. This abnormal condition was undoubtedly done in youth. The ribs on right side grew to normal size; they show deformity only in distal half; which is thinner and more flat. The left ribs are micromegalous. Those adjacent to the occluded foramina are more so than others. Observe the difference in the cartilage of different ribs.

ILLUSTRATION NO. 81.

SMALL POX.

Small pox and chicken pox are one and the same disease. A bad case of chicken pox; a mild case of small pox is chicken pox. They differ in degree and symptoms as do all diseases in different individuals. All ailments are but the effects of abnormal nerve impulse. There is not an ache, pain or misery, but are the interpretation of nerve impressions. All acts or movements of any or all parts of the body, (including the circulation of the fluids) whether regular or irregular, normal or abnormal, pleasant or unpleasant, are done by nerve impulse. There are no two of us that look alike, no two have the skeletal bones alike. No vertebra of the spinal column of one person will fit in that of another. There are no two whose nerves have the same sensation while in health, these differentiations are greatly increased when nerves are made abnormal by injury. Therefore the symptoms of small pox or chicken pox vary from an undetermined mild case where there is little or no eruption to confluent small pox where the eruptions run together.

They are both acute, i. e., progress rapidly and of short duration. They are both self limited, have a definite course and time to run which is not modified by any mode of treatment. The medical schools state that these diseases limit themselves; that no known treatment will abbreviate or materially change their course; that certain symptoms will arise under treatments that are entirely opposite. In other words, these self limited diseases have their allotted number of days to run under any and all kinds of therapeutical treatment, because not one of these schools while *treating the symptoms* ever think of *adjusting the cause*.

The spinal cord, as it emanates from the brain, contains all the nerves of the body; these nerves are distributed to various parts of the system passing out through openings along the sides of the vertebrae. These intervertebral foramina or openings are liable to be changed in size and shape by various accidents which cause M. D.'s sprain. The vertebral column has 51 articular joints that are liable to be displaced while we are asleep or awake. During sleep, the nervous system is relaxed, there being no tension, the vertebral column is easily displaced

by sudden movements during frightful dreams, causing displacements of some one of the vertebrae; for instance the stiff neck upon arising and the sudden awakening in the night with a "catch" in the side. These acute ailments may be entirely relieved by one adjustment, replacing the vertebra to its normal position. While we are awake the vertebral column is liable to be wrenched by innumerable accidents.

Of late we have discovered that the continued use of stimulants, such as the smoking of cigars or cigarettes, the chewing of tobacco, the drinking of alcoholic liquors, the use of opium, morphine or cocaine causes a chiropractic luxation, this displacement keeps up the depraved appetite. The replacing of this luxated vertebra relieves the nerve tension and returns the acquired diseased condition to normal. Now, may there not be similar cause for the displaced vertebra that causes the symptoms named small pox? In all cases, that are classed as such, that we had the privilege of examining, we found a displacement of the 5th cervical, the replacing of which immediately returned all abnormal symptoms to normal.

For explanation I will give one case. During the small pox scare in this city a few years ago, the Atlantic Hotel was quarantined for three weeks on account of a woman that was discovered directly after leaving the hotel to have had small pox. This case was examined by myself and three students. Some time afterwards the landlord's son was confined to his bed by the same disease, only in a much more aggravated form and not desiring a repetition of the former quarantine called me. I found as I expected a well marked case of small pox, and the 5th cervical displaced. I replaced the luxated vertebra thereby relieving the pressure on the nerves which caused the eruption and fevered condition named small pox. The next day I found him free of the eruption and fever. On the third day he was on the street as well as ever.

When it is generally known that a large share of diseases, including small pox, are caused by luxation of the vertebrae and that the replacing of these will reduce the temperature to normal and cure the patient, then we will give the death blow to the vaccine poison swindle. Then

we will get rid of the Old School Sign boards such as "reflex action," "operate," "treat" (vacine virus) and "self limited diseases."

SPRAINS.

Dunghlison says that "sprain is the result of a violent straining or twisting of the soft parts surrounding the joints."

Any of the joints, including those of the backbone, are liable to be sprained from over straining.

This affection has been regarded by medical men as incomplete luxation, which we have named Chiropractic luxation, because of it being brought to a slight separation of two articular surfaces which have returned to their normal position. We would say, that they have not returned to their natural position.

Chiropractors would class sprains into two classes, those simple wrenches of the joints that are common and get well in a few hours or days, and the chronic. These are the class of sprains that I desire to call your attention to, as they are serious and have for their sequela some of the most grave forms of joint trouble known to medical orthopedists.

The medical concussions of the spine are nothing more or less than a sprain of the spinal column, a slight separation of the articulations between the lateral processes, possibly of the intervertebral or even those between the heads of the ribs and vertebrae.

It is a common remark that a sprain is often worse than a fracture. A fracture is properly replaced, the fragments are placed in opposition, the right thing is done; with the chronic cases of sprains, rheumatism of a joint, the articular processes of the displaced bones are not replaced.

Sprains of the various joints of the body, especially of the ankle and back, are quite frequent in railroad and other accidents.

Herrick says, that in spinal trouble local tenderness is not always prominent, while disturbances of sensation and motion are observed.

Moullin says that in all probability half the crippled limbs and stiffened joints that are met with every day, date their starting point from the occurrence of some apparently trivial sprain. It is the popular impression, that these accidents are almost invariably followed by acute inflammation; rightly or wrongly, inflammation is nearly always regarded as the cause. It must be admitted that there



Adjustment of the atlas showing adjustment of left transverse process. The adjustment of the atlas is by far the most accurate work a Chiropractor must accomplish. The illustration shows the position of raising the left transverse.

ILLUSTRATION NO. 82.

is something very unsatisfactory in the results obtained by the ordinary methods of treatment. Even when the greatest care is taken, when every precaution is used, tedious convalescence is the rule, often the joint never recovers at all he adds, "arnica, which is frequently recommended, is worse than useless."

One of the most singular features in connection with these sprains is the way in which the backbone is overlooked and ignored. The vertebral column may be strained, especially in the cervical and lumbar regions; the 5 small joints between the articular processes may be twisted and wrenched, disarranging the size and shape of some one of the 25 foramina on either side of the spine, that convey the nerves from the spinal cord, thereby creating a diseased condition named sprains, or rheumatism. Usually a small area along the spine, about the seat of injury, will be found sensitive on one or both sides, a close examination will discover them made so by compression; they can often be traced, by a Chiropractor, over portions of the body and out of the limbs where strange feelings are experienced, such as pain, crawling, creeping, tingling and other unpleasant sensations too numerous to mention. Such case, as *Page* has seen fit to call "railway spine injuries," may be accounted for in this way. Instead of referring them to injury of the spinal cord, they should be attributed to the spinal nerves which have sustained grave injuries at their exit.

A summary of the medical treatment for the effects of a strain is as follows, elastic stockinette, bandages, massage, plaster bandage, hot air, hot and cold water, depending upon whether it is winter or summer, static electricity, adhesive plaster strapping, elevation, rest, rubefacients, *fixation*, *traction*, liniments and poultices. A plaster of Paris jacket is used for sprains in the back.

A Chiropractor should look for the cause of a chronic strain the same as he would that of rheumatism. When he has traced the injured nerve from the diseased part to the foramen where impinged, he should release the imprisoned nerves by replacing the displaced articular surfaces. To use any of the above methods would be to show his inability to adjust the cause. He is as dangerous, to consult, or more so, than the surgeon, for he has had drilling, where-

as the self-mixed, so-called Chiropractor would do bungling and damaging work.

One case will illustrate therapeutic treatment for effects, and Chiropractic adjustment for causes.

J. M., a man, 60 years of age, came in our office on crutches. In answer to the question, "Well, sir, what is the matter with you?" He answered, "Three years ago a cow kicked me on the left ankle. I managed to walk to the house, but have not been able to bear any weight on the foot since. I have tried several doctors and many remedies, but nothing does it any good."

I examined the ankle and found no displacement or local injury. By pressure above the ankle I discovered the hypersensitive nerve and followed it to the lumbar portion of his back. I tried to explain to him, that at the instant of the kick he had jerked his leg away from danger, thereby wrenching his backbone, displacing a vertebra sufficiently to partially close the foramen, thro which the nerve passed thereby placing a pressure on the nerve which had its ending in the ankle.

He was not pleased with my explanation. In six months he returned. I remembered his case and found the affected nerve at its exit and followed it to the ankle. He still insisted on my *treating* where the ailment was, and not his back, which he thot was all right. I told him that I did not want to fool away his money and my time.

In three months he returned again; throwing down a ten dollar bill he said, "I might as well fool away my money here as elsewhere."

After one adjustment of the lumbar vertebra, he bore considerable weight on his foot. In time he was able to discard his crutches.

None but an experienced, specific, pure and unadulterated Chiropractor would have looked for the cause of this ankle affection in his spine, and only by the adjustment of such would he dismiss his case well.

STOMACH DISORDERS.

By permission, Journal of Scientific Adjustment, Cold-water, Mich., Dr. E. Ellsworth Schwartz, Edt., and copy-right, proprietor.

Pinched nerves cause Stomach Disorders.

We wonder how many of our readers can believe the above statement.

But hold. Why reason along lines that are hundreds of years old? When we make the assertions that pinched nerves cause stomach disorders, we assert a scientific fact-one that can be proved and not found wanting.

The reader may be one among the number who will say that to cure or relieve stomach distress or disease requires the use of some drug. Another may hold that a strictly regulated diet is the only way to relieve the stomach of distress. This latter method, we will admit, is by far the most sensible and reasonable of the two.

We affirm that there is by far a better and surer way than either the drug or the diet plan. The reader may not believe what we are about to tell him, but if he is open to argument, we will try to prove to him the correctness of our theories. We do not like to call them theories, for to us they are demonstrated facts and will be the same to the reader if he will but investigate our claims.

Our work of scientific adjustment of all structural parts proves itself superior in every respect. As the spinal cord itself contains sufficient energetic nerve force to supply any or all parts of the body, we should learn, if possible, at what point the conductivity is interfered with. When within the spinal cord itself there is sufficient nerve energy, we conclude that the difficulty is not there but at some point between the cord and diseased stomach. We may quite surely know that there is sufficient nerve energy in the cord, if other organs are in comparatively healthy condition, for were the difficulty in the cord itself, all the organs alike would be affected.

We assert that the innervating nerves to the organs, if in a healthy condition, are free to conduct the normal nerve stimulus. The reason for the stomach alone being distressed is because the nerves of conduction are in some way so interfered with that the nerve stimulus is abnormal and devoid of the proper energetic nerve force to en-

able the stomach to perform its work in a normal manner.

Thus, we reason that if a normal nerve stimulus is transmitted to the stomach, a normal amount of work will be accomplished by that organ. Our duty is to ascertain, if possible, how this can be brought about. Could it be done by putting into the stomach foreign substance which would require an extra effort on the part of the stomach to get rid of it?

Our plan is, to influence the stomach through its innervating nerves by removing from them all undue pressure. The reader, no doubt, will want to know at what point this pressure is to be found. There is but one locality over the entire path of the nerve where this could take place, and that is where the conducting nerves, as they branch from the spinal cord, pass through small bony openings formed by the joining of two vertebra, or bones, of the spinal column. These openings are but notches on the upper and lower borders of the bone. One can fully comprehend how these small bony openings are made if he but remembers that these bones, or vertebra, rest one upon another. The notch on the lower border of one corresponds to the notch on the upper surface of the other, forming a small bony exit for the spinal nerves, or nerves conducting the nerve impulse from the cord to the stomach. The action of the stomach depends wholly upon the nerves of control leading to it. Do not for a moment imagine that the stomach does its work of its own accord. Its functioning processes depend upon a higher governing power, namely, the nervous impulses transmitted to it.

Did the reader but realize the utter impossibility of any organ's functioning unless under some nerve impulse higher in command, there would be less skepticism and more sound reasoning in the matter.

There is not an organ in the human body that would functionate for one moment if the nerve connections were severed. This has been proved many times upon such animals as the frog, etc. Immediately upon the severance of the innervating nerves the organ innervated ceases to functionate.

Each pair of spinal nerves have their work of innervation to perform. If one's spine is wrenched between the shoulders, stomach trouble could not result from irritation



100



Adjustment of atlas on right lamina. As the atlas has no spinous process the nearest that can be reached is the lamina.

ILLUSTRATION NO. 83.

at this point for the simple reason that nerves emanating from this region of the spine do not lead to or innervate the stomach, but some difficulty of the heart, lungs or hands would manifest itself. One's ailment therefore depends wholly upon what nerves are pinched. We realize how few people will believe this statement.

Our mission is to educate and enlighten suffering humanity, that they may find relief and a cure for their ills.

History tells us that when Harvey made the statement to the world that the blood in our bodies actually circulated, his life was in danger. People are more prone to accept new ideas at the present time without prejudice than they were in Harvey's time. The human mind loves to follow in beaten paths, and when some one, "not orthodox," as they say, blazes a new one the cry is set up that this new path is a false one. Whose word are we to take in a matter of this kind, that of the man who travels the old road or of the one who has found a newer and better one? New ideas in the field of invention are hailed with delight, but new ideas in the healing art are looked upon with scorn. Nothing in the world has made so little real advancement as that of healing the sick.

I wish to relate a circumstance that happened a few days ago. A lady whom the writer had cured of appendicitis in three adjustments some time afterwards when ascending the stairs in her house slipped, and to save herself put out her hand on a baluster to break the fall, but sustained an injury of the spine between her shoulders. What was the result? Heart disease! Would you believe it? On inquiry she said she had never been troubled that way before. Now how was she cured? Certainly not by giving her some heart trouble. No, no; but by adjusting the sublaxated vertebra that had been wrenched out of its normal position at the same time of the accident. Is not this scientific?

We adjust for every disease in this manner, whether brought on by accident or otherwise.

Should the reader suffer from stomach disorders there is no way that he can get such marked relief as by being adjusted for it. We have said relief, yet we not only relieve but cure permanently. Nothing is taken into the stomach, but the innervating nerves of the stomach are relieved of

the pinch put upon them, thus enabling them to transmit their amount of nerve energy. When this is done you not only can eat as other folks do but you are free from pain and disease.

Try it and be convinced.

WRY-NECK.

Wry-neck, torticollis, obstipitas, or collum distortum, is a twisted neck, an involuntary deviation or malposition on the head and neck which are drawn awry, either lateral, anterior or posterior. It may be, as classed by orthopedic surgeons, acute or chronic, constant or intermitent, congenital or acquired. Lateral deviations is the most common and is generally accompanied by more or less rotation of the head.

Orthopedists recognize two different kinds of wry-neck, the congenital, which is born so, cause not known by them, and the acquired, caused by contraction of muscles, to which I would add a third by caries and changes made by compression in the shape of the vertebrae, named by *Tubby*, rachitic torticollis, softening of the vertebrae. It is almost impossible that fetal rickets may be the cause of some cases of congenital torticollis. With Chiropractors all deformities are acquired, differing in degree whether prenatal, or postnatal.

Cooper says, wry-neck should not be confounded with a mere rheumatic tension and stiffness of the neck, nor with the faulty position of the head, arising from deformity of the cervical vertebrae. He recommends a division of the contracted muscles, unless the cervical vertebrae have grown in a distorted direction, if so the head cannot be rectified.

In most instances the deformity of congenital torticollis is slight at birth, and it may not attract attention until the child sits or walks. Thus it is often difficult to distinguish the congenital from the deformity that has been acquired in infancy, especially if the distortion has persisted for many years. There is really only the differences of time at which the cervical displacement occurred.

In early infancy slight torticollis may be demonstrated by holding the arm on the affected side and drawing the head forcibly in the opposite direction, when the shortened muscles become prominent beneath the skin, evidently restricting the range of motion.

There ought to be no difficulty in deciding whether the case is one of congenital or spasmodic wry-neck. The real difficulty lies in ascertaining the cause of the spasmodic form.

In a few cases the deformity even in infancy may be extreme, showing well marked asymetry of the face and distortion of the skull. Slight asymetry may be present at birth, becoming more marked with its continuance, exhibiting marked atrophy, micromegaly of the affected side. In long standing chronic cases, whether congenital or acquired, as the medical men would say, asymetry of the face is rarely lacking. This fact emphasizes the importance of having the misplaced cervical adjusted as soon as possible after the distortion is discovered. The arrested development of the muscles, the affected half of the skull and face is caused by a lack of innervation in the trophic nerves, the nerves of that half being deprived of a portion of the normal amount of nutrition by occlusion of the foramen through which they emerge.

Acute or rheumatic wry-neck is accompanied by soreness and pain. The condition usually improves in a few days, but it may recur and finally become chronic. The pain is eased by immobilization of the head and increased by any attempt to correct the position. Tenderness may be felt over the articular spinous and transverse processes about the third or fourth cervical vertebrae on the scoliosis.

Bradford and Lovett speak of the muscles on the affected side being shortened by disease from birth. From birth means that the cause was intrauterine and existed before birth. Disease means symptoms or effects. Chiropractors desire to know that which is the primary cause of the abnormal conditions, others say that in the majority of cases of congenital torticollis a difficult labor has occurred, during which the cervical and other vertebrae has been sub-luxated. They give a chiropractic sunbeam when they say, imperfections in the atlas and cervical vertebrae have in some reported cases been the cause of congenital torticollis. Traumatism to the neck and head is at times followed by torticollis; sometimes apparently due to direct injury to the muscles of one side and sometimes to a synovitis of the intervertebral joints. Dislocation of the upper cervical vertebrae is followed, if not corrected, by torticollis. In chronic cases the intervertebral discs and bodies are partly or wholly destroyed or made wedge-shaped, on



Showing adjustment of atlas from right side of right lamina.

ILLUSTRATION NO. 84.

which osteophytes are formed, resulting in ankylosis of the vertebrae.

Clark says, tubercular disease of the cervical spine, whether in the alto-axoid region or in the lower cervical vertebrae, may give rise to lateral as well as anteroposterior bending and to *simulate* wry-neck. In rare instances the head is bent backwards in alto-axoid disease. Rachitic torticollis is due to yielding of the bones softened by rickets, more or less rigidity is present from these changes. Occasionally cases of wry-neck have troublesome neuralgia from inflammation of the nerve trunks as they pass through the intervertebral foramina. Deviation of the spinal column is seen in this as in other forms of torticollis. The cervical spine in cases of congenital wry-neck exhibits a scoliotic curve. The shape of the bones is so markedly altered that it alone accounts for the persistence of the deformity.

In some diseases we may have acute or chronic retrocollis, that is, a drawing of the head backwards without lateral deviation.

A compensatory lateral curvature of the dorsal portion of the spine may result from the cervical curvature.

There may be convulsive contractions varying from an occasional jerk to an almost constant spasm. Pain is intermittant as a rule.

Bradford and Lovett say that congenital torticollis may exist in connection with other deformities, such as club-foot and similar malformations, that in these cases it seems proper to attribute its existence to those intra-uterine conditions causing the other co-existing deformities. In other words, he means to say, that if we knew the conditions that caused the club-foot and other deformities, we might reasonably conclude that wry-neck might be caused by the same. *It has been reserved for The P. S. C. to discover these intra-uterine conditions that cause prenatal distortions. It is, today, the only school teaching this important study, distinctly Chiropractic.*

Medical writers give many causes for wry-neck, the most prominent are the following. *McCurdy* says congenital wry-neck is caused by injury during Baturition and is always chronic, by which he means that it is incurable.

Clark says, that some cases of indurated wry-

neck are due to inherited syphilis. There is no doubt that the abnormal attitude depends upon reflex painful contractions of the cervical muscles. These do not explain to a chiropractor, but when this same writer says that certain affections of the cervical spine of articular or aseous origin frequently cause wry-neck, then we think he has caught sight of a chiropractic sunbeam.

Little says, congenital wry-neck clearly originates from prenatal causes, acting through the nervous system.

McCurdy gives, as causes of wry-neck, congenital torticollis, false position of the head during gestation, injury during parturition, and inherited syphilis. Acquired torticollis is a symptom of disease of direct nerve irritation, due to reflex nerve disturbances from carious teeth, otorrhea, or excessive use of the eye.

Young says, the majority of so-called congenital cases occur at birth from injury, other causes are deficiency of the cervical vertebrae, malposition of the fetus in utero, and heredity. He says that acquired torticollis results from blows, twists in the neck, of the sternal mastoid muscle and violence received during delivery. In rare cases fracture, and dislocations of the cervical vertebrae.

Tubby gives as probable causes, spinal caries, cicatrices, rheumatism, congenital, acquired, compensatory, spasmodic, malposition before birth, congenital syphilis, reflex irritation from enlarged glands, carious teeth, otorrhea, neurotic parentage, a fall or blow and malarial poison.

Moore says that torticollis may be congenital or acquired. Congenital cases are doubtless due to injuries occurring at birth. These injuries may be due to muscles, nerves or nerve centers. Many traumatic cases have their origin at the time of birth, bones may be broken or distorted, nerves or nerve centers may be injured. Idiopathic cases are due to causes we do not fully understand. The bones and cartilages in extreme chronic cases may be changed by pressure atrophy.

Whitman gives as the apparent exciting causes of acquired torticollis, toothache, cervical glands that are enlarged or suppurating, suppurating otitis, cellulitis, cold in large or suppurating, vacina, fever, injury to the neck, rachitis, syphilis and cicatrical contraction.

Bradford and Lovett state that rickets, Pott's disease, injury to the nerve centers at the time of birth and nerve irritation, may be the causes; frequently no definite cause can be found to explain wry-neck. The chronic form may develop from the acute form. It may be a congenital distortion, or it be of gradual development from any of the 36 causes here given or from no known origin.

Chiropractors understand that all forms of wry-neck, whether pre-natal or postnatal are acquired, that is they are as much acquired when prenatal as when postnatal. We mean by this that there is a cause before birth, as much so, as after. Chiropractors believe that all effects have causes.

In human anomalies we find instances of umbilical cords being of various lengths even as long as five feet. Infants are often born with the funis wound around some portion of the body causing uterine amputations of limbs and vertebral displacements. Congenital displacements of the cervical vertebrae are no doubt often caused by the cord being wound around the neck. In fetal life, the vertebral column is very easy and liable to be displaced. A luxation of the cervical vertebrae would cause the head to be awry and impinge the nerves passing through those foramina which are partially occluded.

Bradford and Lovett say, that congenital and the acquired form are of course incurable without surgical interference.

McCurdy says, in spasmodic torticollis spontaneous recovery seldom occurs. Under medical, mechanical, or electrical treatment, little can be accomplished. Recent methods of operative procedure has placed this most obstinate deformity within the limits of curable affections. The only effective means of curing congenital torticollis is by myotomy of the contracted muscle or nerve resection.

Clark says that the prognosis is always grave. The more severe cases require operative treatment.

We have quoted several standard authors on orthopedy to show you that they differ very much as to the cause of torticollis. They give more than 50 causes, the most of which are only associate conditions or symptoms. Several of these writers are honest enough to say, there is no known cause.

We will sum up what we have learned. Wry-neck is

caused by an injury to the cervical vertebrae; that injury may be before birth, after, or at birth; the lesion consists in a partial displacement of the bodies as well as the articular processes of the vertebrae. Distorted vertebrae by their disarrangement produce wry-neck; this condition cannot exist without the articular processes separating more or less, in proportion to the displacement; this separation of the articular surfaces may be on one or both sides. If both articular processes are equally displaced we will have retrocollis or anterocollis. Where the cervical vertebrae is tilted to one side and the articular process is displaced forward there will be a closing of one foramen with a corresponding opening of the other, the nerves that pass through the occluded orifice will be pressed upon by the displaced articular process, causing them to be inflamed, swollen and enlarged; this abnormal condition of the nerves produces an abnormal action, a contracted condition of nerves contracts muscles and draws the head awry. These pinched nerves becoming inflamed may produce caries or a change in the shape of the vertebrae, by muscle compressure, softened by excessive heat.



Adjustment of cervical vertebrae. Illustration shows adjustment of 4th cervical from left side.

ILLUSTRATION NO. 85.

YELLOW FEVER.

If yellow fever is conveyed only by the mosquito stinging a patient; where did the first yellow fever subject get it?

What caused the first case of yellow fever? Would not the same poison produce the same disease in all cases?

This reminds me of the Irishman's cow. A lady having made the remark in the presence of an Irishman, that she would like to own a cow giving milk, that had never calved. The Irishman, with his ready wit, replied, "Bedad, madam, I have the cow you are wanting; she is now giving milk, and never had a calf; neither did her mother before her."

A SPINE SET PERSONIFIED.

I was born into this state of existence, not of necessity, but as a make-shift. I am a believer in transmigration, for I have lived as several entities. Many years ago I was an acorn. In time I became a large tree, and was useful in many ways; but a woodman's axe laid me low. He severed my limbs from my body; two men, with a saw, cut me in lengths of three and a half feet. We were hauled to a mill a mile away. I say we, for as often as the original was divided, each piece became an individual.

The log that I was a part of, was divided into pieces nearly an inch thick each way. I was then run through a machine that made me awful dizzy. When I came to, I was round instead of square, and tapered from one end on which they had left a part of the original flat surfaces. We were tied in bundles and piled in a large shed where we had a season of rest. In time we were made into broom handles. My experience there, and the different rooms we passed through is interesting, but I will not tire you by relating all I have seen and heard. Each time I changed hands my value increased. At last I was selected by a farmer's wife, who took me to her home.

I was placed in a corner of the kitchen. To my surprise she stood me on my head, and watched me as though she feared I would get away. I overheard her say to a neighbor, "A new broom sweeps clean." The woman replied, "The old one found the corners."

There came a fall of snow, preceded by a rain. Ma (that was what the family called her) took me to sweep the snow from off the doorstep. While doing so, she fell on me and broke me nearly in two. I did not say a word, but she screamed for Pa. He carried us into the house, laid her on the lounge, and stood me in my corner. They saw where I was crippled, but did not know why she kept saying, "Oh, my back!"

The next morning the family doctor came, and looked Ma over and said, "It was lucky that no ribs were broken." He, nor I, knew the cause of her distress, but today, I could tell him. He left her some quieting powders. She had a good nurse, while I had a string wound around my body, was compelled to do my usual work, and to stand in the corner, where I could see and hear all.

One day a Chiro Doctor came to our house. He looked at Ma's back, and said that when she fell on the doorstep she displaced one of the vertebrae of the back. He showed us a string of bones that he said were like those in her back. He told us which one was pushed out of place. He said he could fix it with a stick and mallet; he had done so with thousands, just like hers. Pa was egotistical, and quick to catch onto anything which we new. I saw him look very closely at the bones, mallet and stick. He is an observer he sees everything, what he can't learn to do ain't worth doing. He asked the Chiro Doctor what he charged to teach it, and how long it would take to learn the business. Pa was tired of farm work, and eagerly embraced this opportunity of becoming a doctor, living in town and fixing people's backs.

The next day Pa took me to the woodshed, and sawed me into three pieces, my portion being five and a half inches long. Previous to this I had always received good work. But such a job of sawing; I never saw a saw saw as that saw sawed. He blamed me for the poor work because I rolled. His rough saw gashes are on my body yet. I had my opinion of what kind of a "Saw-Bones" he would make.

He took me to town and fitted me with a rubber cap which had been made for the lower end of a crutch. At the five-cent store he bought a two-inch solid rubber ball, and a wooden mallet at the hardware store.

He again took me to the woodshed. With a saw and a dull knife he cut a notch near one end of my body. He made a hole, a half inch deep in the rubber ball, making the bottom much larger than the entrance. He now worked my foot into the rubber boot, for such it proved to be. He placed my foot on a piece of wood, and hit me on the head with the mallet. My foot slipped. He cut a large notch in the bottom of my rubber boot, and gave me another blow saying, "According to my idea that will do the work."

Pa took his kit of tools to town and learned to be a Chiro Doctor. The graduating exercises consisted in presenting him with "The key" and a diploma. They made him swear that he would not give anyone a copy of "The key" except for \$500. Pa was proud of his diploma. He showed it to Ma and all our neighbors. He always pointed to his name when exhibiting it. He told Ma to call him Doc. Pa tried to fix the bone in Ma's back. He got two chairs, on

them he placed the ironing board, and she got her back up, while on the board. He felt of her back, and looked at my cap and boot. He then slid my boot along the spine, pounding my head all the way. He thought Ma ought to feel better, but she didn't.

One day he heard where this kind of doctoring started. He had sold his farm, and wanted to know all about it. The full course for students was nine months, but Pa was smart, he learned the whole business in ten days. He could now move the vertebrae by hand, and therefore had no further use for the mallet and me. Pa is built on the thin plan, but he was so swelled when he returned home that some of his friends did not know him; he had on a swell suit and a white shirt. He now knew that the Chiro Doctor had lynched him for \$500.

He told ma that he knew all about "Chiropractice," that the other "Chiropractics" were not in it. He examined Ma's back, and found a tender place and tried his hand on her spine. I heard a click and a scream. Ma thought that Pa had broken her back. *He had replacel the displaced vertebra by one move of his hands, that was Chiropractic.* Mr. Mallet and I were laid on the shelf as useless. Doc's face wore an angelic smile. His self-conceit knew no bounds. He was neck and head above the "Chiro doctors" who used the mallet and spine-set. Having no further use for us, he shipped us away. When we were again permitted to see the light, we found ourselves in a large office, lying on the writing desk of a Chiropractor. The young man who had received us, stepped to the house 'phone and called a lot of students. While they were coming, I quickly took a view of my surroundings, and saw a picture of Pa in one of the class photos. His face looked good where all else was strange. We were introduced to the students, and the Old Doctor who had put us out of business. The young doctor pulled my cap and boot off to see if I was not footsore from kicking, and my head swelled from the poundings I had received. I felt quite indignant, but what could I do, for I had not yet learned to talk. It is true, that I often wished I had two feet like others, for I was often footsore from the spines that I was driven against. Thus, we are forced in life from place to place, from one business to another by surrounding circumstances over which we have but little or no control. Wherever we are, whatever



Showing adjustment of left lamina of Atlas vertebra.

ILLUSTRATION NO. 86.



we are called to do, let us do the best we can, angels can do no more.

As I look back over my metempsychosis, I find that greatness does not always depend upon size. The smaller I became, the more important I was. I have learned to do the best I can in the sphere I am placed. One world is all we can handle at a time. My life of usefulness seems now to be at an end. Since my arrival at this magnificent building, I have had but little physical exercise, but I have learned much.

We were very much pleased when introduced to another mallet and spine-set. I thought Pa was a genius. He could put a frame around a cow's neck, so that she could not drink her milk; put a yoke on a goose to prevent it going through a fence; put a poke on a horse, so that he could not jump; tie a piece of red flannel to a hen's leg, to prevent her from setting; plow a furrow as straight as any man, although the sun warped it while he was at dinner. Yes, I thought Pa was clever, but my new neighbors were more suitably dressed than we were. The mallet had a rubber-head; the spine-set had no cap, but for a boot had a heavy piece of rubber nearly split in two, and secured by staples on the end of a carved square stick.

The discoverer of Chiropractic gave me the name of Spine Set. He said that the Minnesota Chiros used these sticks to set spines. I heard him tell how and why they came to be used. Up to the year of 1901 *The P. S. C.* had learned to adjust only the dorsal and lumbar vertebrae. At this date, Dr. T. H. Storey, was a student. He was desirous of being able to move the cervical vertebrae, for which he devised the mallet and wedge; these were the names used by him. He taught D. W. Riesland the stick method. The Minnesota Chiros thus got to using the mallet and chisel to set the spine of the whole vertebral column.

When Doc was striking me on the head, driving my foot against the spines of the frightened patients, I daily expected some serious accident to happen. In my opinion there were more hurt than we knew of. About a month ago I heard Dr. Palmer read a letter from Attorney Whitely, of Duluth, Minnesota. It said that a man thirty-five years of age was suffering from tuberculosis of the hip. He was quite comfortable, able to walk and to work fairly well. Dr. Riesland said that he could cure him—had cures thous-

ands such as he. He declared that the ankylosis of the vertebrae must be broken up, and he proceeded to do so by the most violent treatment on the traction table, with his fist, rubber mallet and chisel. The result was that the patient goes on crutches, is paralyzed in both legs, and is a general physical wreck. The result followed promptly after the treatment. The plaintiff asks for \$10,000 damages.

(This is a case of malpractice, a practice contrary to established rules, and productive of unfavorable results. Will the courts decide the above malpractice suit by the established rules of the Chiros, or those of Chiropractors? The defendant was acquitted, on what grounds we are not informed.)

Our time is now occupied in observing and being observed. We are shown to callers as the Minnesota Chiros makeshift. When by ourselves we talk over our past experience of setting spines, and wonder why we were used when the hands were so much better. My life has been one of evil and good, some have been helped, and others injured, but I could not have done otherwise, even if I had desired. I am

Yours Very Truly,
SPINE-SET.

SUGGESTION, NO. 1.

Suggestion has presented us with a copy of "*Auto-Suggestion by Parkyn.*"

The author says that it is demonstrable fact that the benefits derived from Magnetic Healing, Sacred Shrines, Divine Science, Mental Science, Absent Treatment, Christian Science, and the various schools of Medicine, are due to Auto-Suggestion. We, in a large measure, will give to Auto-Suggestion the same credit. But when the surgeon sets a fractured limb, or a displaced joint, Auto-Suggestion takes no part. When a Chiropractor replaces a displaced vertebra, or any one of the 300 joints of the human frame, or that of any of the lower animals, he does not use suggestion, as an assistant, or a remedy. He has no more use for it, than a jeweler has when fixing the displaced parts of a watch.

On page 6, we quote, "Auto-Suggestion is at one and the same time the worst foe, and the strongest ally to be met with in treating mental and physical disorders." As we do not treat mental or physical disorders—we do not treat effects—we have no need of Auto-Suggestion as an ally or adjunct.

On page 10 we read, "Every physical trouble in the human body can be traced to imperfections in the blood. Blood supplies life to every cell." This diagnosis tastes like Allopathy. No school of thereapeutics have dared to refute it. They are all built upon the blood theory of disease, even Suggestion accepts that false statement.

Chiropractors have discovered that all derangements of the physical are but disturbed functions performed in excess, or a deficient amount. The nerves supply life—action to every part of the body, even to every cell. Disease is but functions performed in excess, or lack of. All sensations, whether of pleasure or distress, are of nerves, and not of blood.

On page 19, Dr. Parkyn states, "The blood is the actual healing agent of the body." All reparatory processes are the work of Innate nerves, and not of the blood. This delusion has deceived us long enough. Nerves produce all action; they are the life of the body. The circulation of the fluids, including the blood, is under nerve control.

What has the formation of character, habits, breathing

or success by business tactics, to do with setting fractured bones, or displaced joints? We are not running a kindergarten. Chiropractors are discovering what derangement of the human frame produces disturbed effects.

On page 134 we read, "Would it not seem ridiculous if we found it necessary to instruct our horses or dogs how to breathe as nature intended they should." It seems to me to be equally as ridiculous for Educated to tell Innate how to breathe in horses, dogs or human beings. If all parts concerned, are in proper position and condition performing their normal functions, there will be no need of prompting.

The economic functions are performed by Innate as well, or better in the human infant or the lower vertebrate animals, than in the adult. Educated bothers and worries Innate by trying to direct that which it knows but little or nothing about.

B. J. Palmer,

Chicago, Ill., Sept. 6, 1905.

Dear Friend:—The law of suggestion is just as certain as the law of gravitation. A man hears bad news; he falls in a fainting condition. What caused him to fall? Suggestion. He hears better news and recovers. What caused him to recover? Suggestion. That is all there is to it. We do not oppose Chiropractic, for it has its use; but don't try to make anyone believe that the mind has no influence on the body. That is all we claim; we don't claim everything as you do for Chiropractic.

Elmer Ellsworth Carey, Manager of *Suggestion*, Chicago, Ill., 4020 Drexel Boulevard.

The law of suggestion is just as certain as the law of medicine; but the Chiropractor does not need to use either is not benefitted by them, except as policy, even then honesty is to be preferred.

Chiropractors have no more need of Suggestion when replacing a luxated joint, than the mechanic, when entering a tenon into a mortice.

We do not oppose suggestion in business, we make use of it every day; but when replacing a displaced bone, there is no more need of it than there is of drugs.

The mind has an influence over the body, and so have various remedies; but when adjusting vertebrae, or other joints, we do not need to use either.



Adjustments of 6th and 7th cervical of left side.

ILLUSTRATION NO. 87.

We think that there is some good in all methods; but when a Chiropractor fixes what is wrong, returns the abnormal to normal, what more needs to be done?

E. E. Cary, manager of *Suggestion*, failed to get the Chiropractic idea, in my answer to Willard Carver. Perhaps I was not explicit. So, I will answer his letter, which reads as follows:

B. J. Palmer, D. C., Chicago, Ill., August, 24, 1905.

Dear Doctor:—I have yours of the 14th enclosing copy of an article by D. D. Palmer, in which he argues that smoking cigarettes will in time produce a displaced vertebra, and that by adjusting the displacement, the habit will be abandoned. The article also teaches by inference that an undesirable habit will produce displacement in some portion of the body."

The smoking of cigarettes produces a poison which is taken into the system and effects sensory nerves. These act on corresponding motor nerves, causing displacements of certain vertebrae, which, by occluding the foramina impinge nerves, causing an adaptation for the narcotic. The act of smoking does not fasten, or form the habit, but the poison which is imposed upon the nervous system compels Innate to make special changes for its accommodation. These new adapted conditions have been discovered by Chiropractors.

An undesirable habit does not produce displacements. It is not the habit or act of smoking that produces the displacement, but the continued absorption of the narcotic. The poison taken in the system affects nerves, so that they are forced to make suitable changes. These acquired conditions have been found by Chiropractors and readily handled.

All drugs affect nerves. That is what they are given for. Astringents cause contraction of tissue. Tonics and stimulants excite more than the normal action. Sedatives and narcotics diminish activity. Diuretics, diaphoretics and expectorants stimulate certain nerves to overaction. A continued use of any one of the above becomes a habit, a desire is created. But, what change is made in the body to cause a craving, a demand for a special drug? Chiropractors are able to determine where these changes have been made, and the best of it is, they are able to return the parts back to normal position.

The duties of a physican are to observe the effects his poisons have upon the nerves of his patients. They may be administered by mouth, by injection, or by arm vaccination. Tetanus is a form of spasm, caused by poisons, affecting the motor branch of the fifth pair of nerves.

Mr. Carey further says, "It appears from your literature, that you attempt to prove that everything from a stub toe to yellow fever, and even corns are produced by displaced vertebrae."

This statement is not correct. We emphatically affirm that 95 per cent of all diseases are caused by displaced vertebrae. Corn and bunions (the other 5 per cent) come from luxated joints adjacent to the excrescence. We were not the first to discover that slipped joints in the toes and tarsal bones produced corns and bunions. *The S. B. & S.* boot and shoe store of this city found such to be so, nine years previous. Stubbing the toes displace joints, as a result, nerves are impinged and corns produced because of the nerve that ends in the cuticle being inflamed. Where the joints are not ankylosed, they may be replaced by one move, and the pain disappears at once.

We have not had an opportunity to locate the poison, or name the kind, which is the primal cause of displaced vertebra that impinge nerves and cause the excessive heat which the M. D's. name yellow fever. We do know that all such are caused by an undue amount of calorific. All heat in the body is the product of nerves. On many occasions, we have located the vertebra, which by being slightly displaced, pinched a nerve, causing an excess of heat and have released it by one adjustment. Six years ago, I was called to a residence in this city, to see a case of fever. The M. D., had called there four days, and had no hesitancy in naming it typhoid. In less than a minute the condition of the patient was changed from that of excessive heat to one of a moist surface and normal temperature. M. D.'s fevers are but overmuch heat. Yellow fever would come in that list. I do not know what poison causes the condition, but the same poison that produced the first case of yellow fever was also the cause of all similar cases.

E. E. Cary further says, "We think that you would have better success if you did not take such radical grounds, for you certainly must be well aware that there

are diseases which can in no possible way be connected with any physical derangement."

Friend Cary, we do not know of a diseased condition which has not its cause in some derangement of the skeletal frame. Will you be kind enough to name one or more of those you refer to? There is no disease without physical derangements to make such.

We are well aware that Chiropractic is a radical change that it is a new departure, that it has made a greater innovation than all other methods. We care not, so long as we know we are right.

SUGGESTION, NO. 2.

Williard Carver writes his opinion on suggestion to Dr. Palmer. He says, "I feel sure that where a symptom is the result of a luxated vertebra nothing but an adjustment of that displaced vertebra will cure.

"However, there are a large number of ills which affect the human body that have nothing whatever to do, per se, with the bony structure, and exist where there are no luxation. I refer to derangements that are the results of pernicious suggestion, such as tobacco habit, etc., and all forms of insanity.

Suggestive Therapeutics is the natural father of Chiropractic and is all the sufficient extraneous aid it needs. It is a necessity to his practice. The operator will succeed in curing only those who accept the treatment.

I do not know whether you give it the place in Chiropractic that it should occupy. It can be but a short time till you include a scientific suggestion as a necessary comp-ractic that it should and must occupy. It can be but a short time till you include a scientific suggestion as a necessary companion to the adjustments. I know that you will do this, because as the discoverer of Chiropractic you have demonstrated your intelligence and freedom from dogmas. You will see that Suggestion and adjustments are the all powerful and inseparable twins."

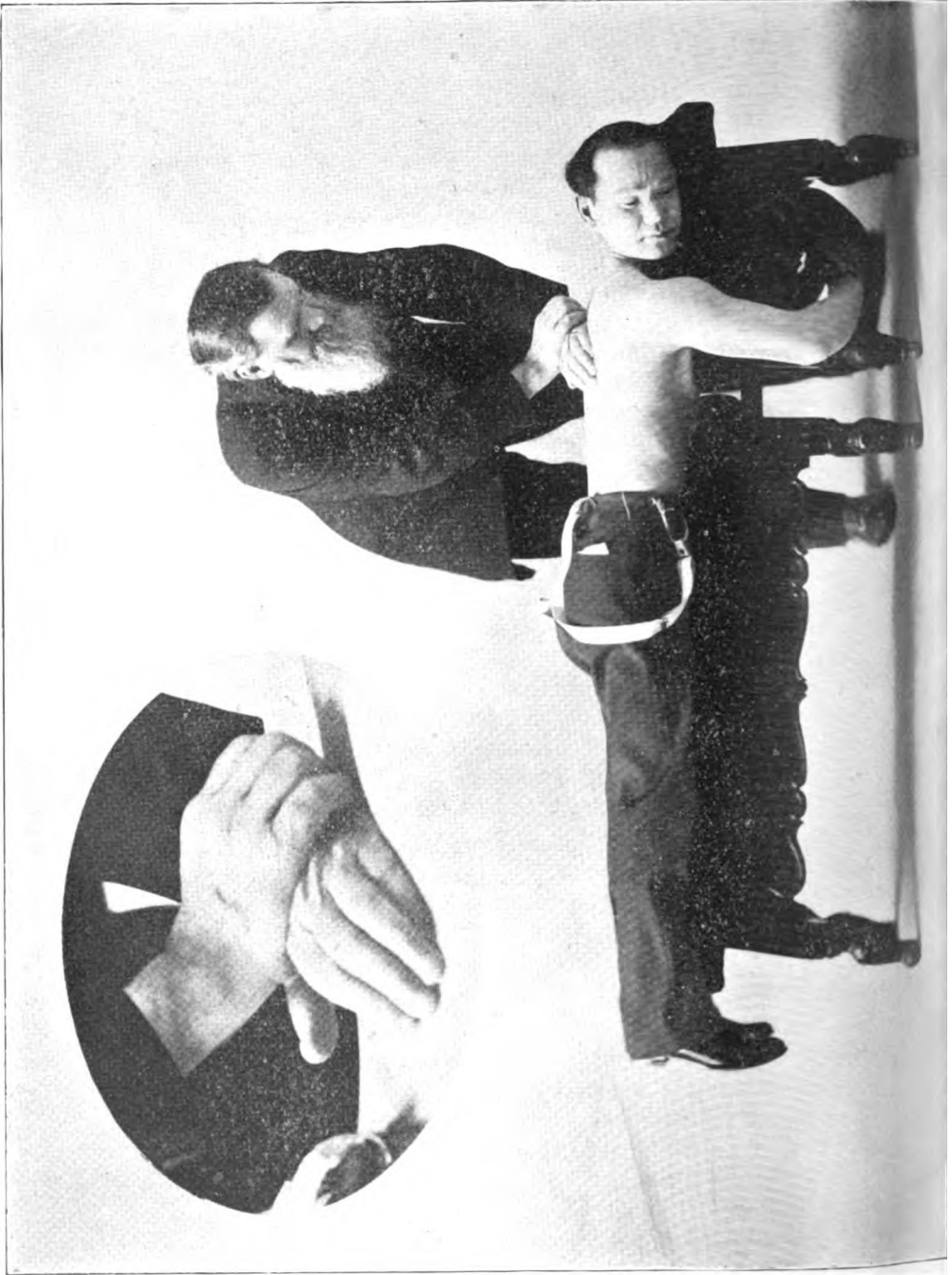
Willard Carver, Oskaloosa, Iowa.

Dear Sir and Friend: As we investigate and cultivate this new field of Chiropractic, we are surprised to find "that all symptoms are the result of luxations and nothing but adjustments will cure them."

You will be interested in the Dr. Storey case because it shows what can be done by the replacing of a vertebra, although done in a moment's time. During his unconscience condition he had been treated by a very prominent healer by Suggestive Therapeutics, who gave him much more of suggestive treatment than I could have done in the short space of time used in adjusting.

You say, "There are a large number of ills which affect the human body that have nothing whatever to do with the bony structure, and that exist where there are no luxations."

On a number of occasions, we have adjusted for the



Showing proper method and position of placing the body for adjusting upper dorsal vertebrae.

ILLUSTRATION NO. 89.

pernicious habits of smoking and chewing tobacco, and that of drink, by one adjustment. These have usually been done while adjusting for other diseased conditions, without a thought or expectation on the part of the patient or the Chiropractor. We were adjusting for other troubles, and caught the deranged conditions that Friend Carver would call pernicious, acquired habits. These cases preclude the possibility of suggestion being used in any possible way.

The habitual use of narcotics affects nerves so as to displace vertebrae. Sometimes these are displaced by accident, and by such occlusion of the foramina that nerves are so pressed upon as to cause and perpetuate depraved appetites.

We learned accidentally what luxation was producing these desires for narcotics. By practice we have become able to replace these displacements.

Friend Carver: Chiropractic has opened new lines of thought that theuapeutical schools have never even dreamed of.

We no longer fear zymotic diseases. Small pox, measles, mumps, diphtheria, pneumonia, typhoid and other acute diseases are being made perfectly well by the intelligent Chiropractor with one adjustment. We are teaching others how to do this work. No suggestion but an actual knowledge.

Suggestion has no more to do with fixing or adjusting of these animate machines than of the repairing of inanimate ones.

Suggestion is thereapeutical, it is a remedy. We do not use remedies. We change the abnormal back to nature.

Instead of suggesting that the mosquito will not bore our flesh and suck our blood, we give him a forcible, instantaneous adjustment.

The how and the why luxations of the vertebrae are caused by poisons, of vaccine virus, tobacco, morphine and the drink habits, are taught in *The P. S. C.* by actual work. Suggestion does not do it. We need to learn how in this as much as in other professions.

Mrs. Benson returned home last Saturday, the cause adjusted of a terrible headache. We expected to do this in her as readily as we had others, but failed for two weeks, not because of a failure to suggest, but because she had a headache that did not have the same set of nerves

deranged by the same pressure as others. When we discovered what nerves were impinged, then it was easy to give them ease. These circumstances exclude suggestion as a factor. Of course, I cannot say but that possibly her husband tiring of her long delay had sent a suggestion that she had better be in a hurry. A suggestion driven home by the proper adjustment did the work.

I do not say but there is as much in suggestion as in other remedies, but we do not consciously or knowingly take time to fool with any remedy. The using of a remedy would show students that I did not know the cause or how to adjust it. Were we to know of a dislocated shoulder, hip or of any one of the fifty-two articulations of the vertebral column being luxated, causing any of the symptoms named disease, and did not replace the dislocation, but instead used remedies for the ailments, it would show to our patients and students that we were not doing our duty and were criminally negligent. The physician who writes a prescription for the symptoms does so because he does not know the cause. We would very much dislike to own up to such ignorance by using any remedy, whether that be a suggestion or a drug.

Chiropractic Orthopedy is clearing up a field that has been and is yet full of superstition. I refer to cases that are supposed to be mother marks, each of which have their cause. Suggestion and superstition, twin sisters, will never help us to learn the source. We have been able to penetrate back even before birth and find the origins, which are being explained to our students, so that they too may learn to adjust the causes for such cases as club-foot and other orthopedical ailments.

So far as our experience goes, all insane cases are caused by displacements of the vertebrae. If so, is not the replacing of these the proper thing to do? As to how they are displaced, it is not in the province of this article to say. We comprehend the whys and the wherefores.

We are ready to admit that suggestion is one of the valuable remedies, which we as Chiropractors are not using. We are adjusting the cause, we are not treating effects.

It is surprising to learn that every friend of Chiropractic thinks that his method of treating diseases is just the one that ought to be used in connection with the adjusting of the cause. *All practitioners come to learn Chiropractic*

in order to add it to their mode of healing. Each person finds that the more Chiropractic he takes in the less need he has of his former mode of treating symptoms. The person who understands the principles of Chiropractic thoroughly has no need for remedies.

You say, "Suggestive Therapeutics is the natural father of Chiropractic." I was present when this boy was born and ought to know who his parents are. Magnetic Healing was his mother. Chiropractic was a natural outgrowth of Magnetic Healing. His growth has been of such a radical sportive nature that there is now but little, if any, resemblance between him and his mother. However he has never seen fit to disown her and adopt a foster parent.

You think "Suggestive Therapeutics is the Chiropractic's all sufficient extraneous aid." Thus it is that each person who has a pet method, desires that we adopt it as an assistant to Chiropractic. This science, although only eleven years old, when comprehended by a nine month's course at this school, does not stand in need of suggestions nor orthopedical appliances.

"Suggestive Therapeutics is a necessity to the Chiropractor." Every practitioner thinks his method is just what we need and must have in order to perfect ours. *If we were to adopt each and every mode of healing which is thought to be just what we need, Chiropractic would soon be a nondescript similar to that represented by our contemporaries.* We have no more need of suggestion as a remedy than of drugs.

"The operator will succeed in curing only those who will accept the treatment." Chiropractors are not operators, neither do they give treatments. See *Webster* for the former, and chapter on *Chiropractic versus Therapeutics* for the latter. *Webster* says of *Operate*, "Medical.—To take appropriate effects on the human system." *Dunghison* says of operation, "The application of instruments to the human body with the view of removing diseases." For the difference between treatment and adjustment see chapter, *Chiropractic versus Therapeutics*. Come here Williard, get in the front seat of the band wagon, no hanging on the end-gate.


We adjust infants who are too young to comprehend suggestion, or are just old enough to get their backs up

when we try to adjust them, and insane persons who have no comprehension of what we are desiring to do. We replace the luxated vertebra and take off the pressure just the same, freeing the imprisoned nerves, and allowing them to perform their functions unmolested and in a natural manner.

“I do not know whether you give Suggestive Therapeutics the place in Chiropractic that it should and must occupy.” Such suggestions do not suggest to a Chiropractor. They are like the tinklings of an empty tin pan, they are only resonant. We do not give it, or any other therapeutical method a place in *The P. S. C.* Such would be only a hindrance to the wheels of progress. Advocates of other methods of healing are just as much in earnest, and equally as anxious that we should use their favorite mode of treatment. I have looked the Chiropractic adjusting rooms over thoroughly and cannot find room for anything else, nothing more is needed. Any remedies lying around in the way of adjusting the cause of disease would be only stumbling blocks in the way of our students. *No, thank you; we do not mix; we take Chiropractic straight. If it were adulterated with all the systems offered it would soon lose its identity.*

Those students who believe that suggestion is or ought to be a part of Chiropractic have as much trouble to rid themselves of treating incubus as those who believe in drugs or any other form of healing. As they learn Chiropractic, they unlearn the treating of symptoms as do other students who believe in Homeopathy, or other methods of using remedies for the effects. *Whenever a practitioner, whether he be a Chiropractor or not, uses any remedy instead of hand adjustment, he either does not know the cause, or knowing it, he is not able to adjust the displacements.* Do not forget for one moment that Chiropractors do not treat diseases; they adjust the cause, whether they are acquired, spontaneous or are the result of known accident.

Many persons have written us; others have personally insisted that their “scientific system” is a necessary companion to our adjustment. Now, Friend Carver, you need not try to get up any matrimonial alliance for Chiropractic nor Adjustment. They are only eleven years of age, and while *The P. S. C.* is their guardian they shall not take any



Adjustments of 6th and 7th cervicals from right side.

ILLUSTRATION NO. 88.

Therapeutical companions. I have no idea of either giving up their individuality. Adjustment has no need of being hampered by Miss Remedy. Chiropractic has no use or room for Miss Treatment, she would only embarrass him in his studies of cause and effect. These twins are inseparable, they desire no other company.

Yes, sir: "The discoverer and developer of Chiropractic has demonstrated that he has freedom and intelligence" enough to climb out of the Therapeutical field, and has no yearning for any remedy that ever grew in it, or ever will be promulgated by any school that treats ailments. *The P. S. C.* time is being used in discovering the cause of disease and how to adjust it. These have been neglected far too long in the vain hope of finding a remedy for the disorders of mankind. Please excuse me, I am in a hurry, and do not want to be delayed by any method that treats disease, whether mentally or bodily. I am searching the Chiropractic field for causes and how to adjust them. I have no time to waste with barnacles.

You think that Suggestion and Chiropractic are "inseparable twins." This statement is incongruous. It would be the uniting of two extremes; two adverse methods which are antagonistic to each other; two contradictories; two propositions which are diametrically opposed to each other in thought and action. In contrast they would be antithetical. Suggestion would be a counter irritant to Adjustment. Either one could not help but be repugnant to the other. Their uniting would lead to discord. They are heterogeneous in their characteristics. Suggestion was born in the superstitious ages of the antique past. She is antiquated and uncouth and would not become a Chiropractor who is an American juvenile born in a modern philosophical age.

Suggestion has never had any existence except as a mental delusion. Chiropractic is only eleven years of age, but is a veritable fact. The idea of trying to induce this boy to marry an ancient mental myth, or to think that an antiquated suggestion is a twin of this modern prodigy is preposterous.

SUGGESTION, NO. 3.

Some time ago, our friend, Willard Carver, proposed that we use suggestion with Chiropractic.

He now affirms, that we do use it, and desires an acknowledgement to that effect.

We here give his plea entire. Our readers can pass their judgment on his demurrer. In order to avoid repetition and save space we will give it in sections and will answer it as we go over it.

Oskaloosa, Iowa, Feb. 15, 1905.

"D. D. and B. J. Palmer, Dear Doctors:—

"Yours received and read carefully. Permit me to answer, notwithstanding the tone of your letter clearly indicates, that you leaving nothing for me to say.

"The crime of being a young man, I will not attempt to palliate or deny. But I will call your attention to the fact, that about the time you brought into existence "Chiropractic," the science of suggestion was formulated, and wonderful development followed, with which you could not be expected to be familiar, because in those years, you were deeply absorbed in developing one of the most far reaching sciences of the world."

Friend Carver, we are just as busy today, developing this science as we were in years gone by. However we are not now, nor have we been in the past, too much occupied, to watch the evolution of knowing how to make our suggestions receptive.

"I used the word therapeutic, with relation to suggestion, for the same purpose as I would in an argument, or plea in a law suit; to draw the fire of the other side, thus getting the benefit of knowing their position and strength, so as to use the same against them in the further progress of the case."

You had no trouble in locating our fortifications; you felt the force of our ammunition; now go on with your argument and suggestions.

"Now to my surprise, what you said on the subject of suggestive therapeutics is most profoundly conclusive that you know practically nothing of the science. You should learn that hypnosis is but an incident to suggestion and the best results are made without it.

Not a Materialist.

"You write purely of mechanics; the reader would be excusable if he concluded that you are a materialist. I, however, refuse to believe such; if I thought it were true I would write you a very different letter because only a few years ago I was wandering in that hopeless field."

You have taken my reply just right. When I explain the cause of disease I use bones to show material joints which impinge nerves, that are thereby materially injured and their functions deranged; the results we name disease. When I go into the realms of etherial and spiritual, which cannot be demonstrated, but must be accepted on belief, then I am not in the field of Chiropractic. \$500 of material should get a substantial knowledge which can be shown to be a demonstrated fact.

"Having thus in short preface swept aside intervening obstacles, let us at once get to the 'meat of the cocoanut' of the whole matter."

That is right. Get down to something real, that which we can see, feel, chew, eat and digest—the "meat of the cocoanut."

"A perfect system for the reduction of disease will not discard any agent or means which never do harm but always good, and has been known by itself or themselves to entirely remove disease."

"A Perfect System."

Such sophistry is used by the champions of each mode of healing. Should we therefore adopt every agent and all means of reducing disease? When we find "a perfect system," we will not need to adulterate it by adding another.

"The world has struggled in darkness, pain and misery for ages, because of the pre-disposition of those who have been able to take a step in advance of their fellows to arrogate to their discovery all the virtues, and see in it alone the solution of every difficulty. I say this, not in a fault-finding vein, but simply as referring to a very regrettable human weakness known to all in a greater or less degree. This clearly appears in Dr. B. J.'s letter, where he asks, 'would you not like to see Chiro win for itself on its own principle?' I can only answer that I would thus be bringing myself within the weakness, for the hope is narrowing. I would not raise my voice to detract from the

glory of Chiro in any event and certainly would not suggest an aid for it if I were not absolutely certain that it is inadequate to cover the field of cure, used in the sense of the destruction of disease. It shocks my natural prejudice even then."

Chiropractic "is inadequate to cover the field of cure." *Where would this science be today, how much would have been developed, how many diseased conditions would we have located the cause thereof, if, when we did not succeed in removing the cause by the first effort, we had resorted to some one of the many therapeutical methods which treat effects? We would have made but one step forward and that would have been retracted back into some one of the many systems which had not discovered the primal cause of disease.*

"Destruction of disease," is Allopathy. Chiropractic does not destroy; it is founded on the reparatory plan. We make right that which is the cause of wrong doing.

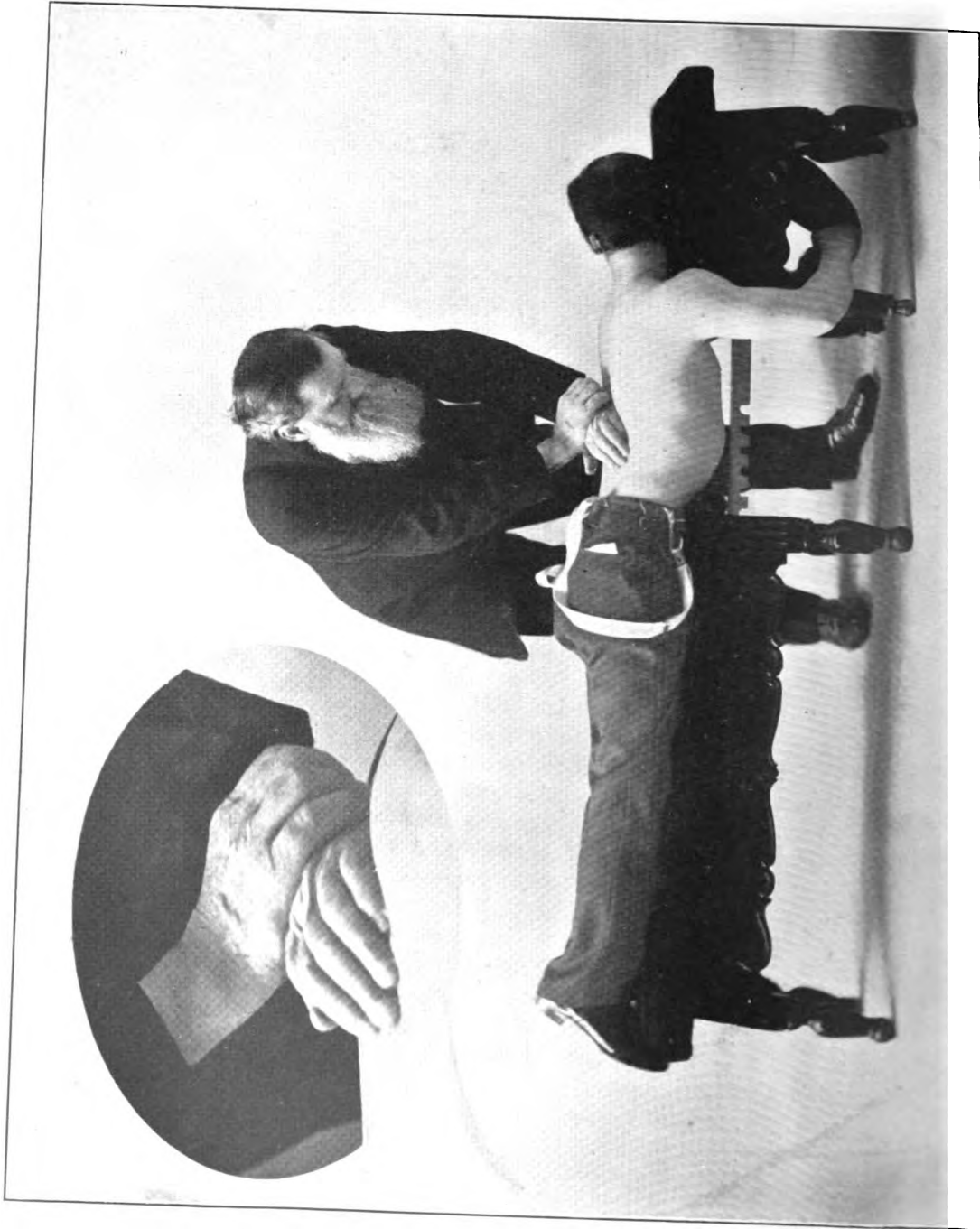
"If I were an enemy of 'Chiro,' or even a luke-warm friend, I would just keep still, and concede that your very good letters had convinced and silenced me, and I had allowed the giant to go his way, deprived by prejudice, of more than half his strength. But not so, for I am a Chiro enthusiast, and never permit an opportunity to pass, without taking up the cudgel in his behalf.

"I say 'Chiro' is inadequate to cover the field of cure. I would not make such a statement without a logical reason, and one which, to me, is entirely satisfactory. Let me see if I can demonstrate its reliability."

"Chiro" would always remain inadequate, if its developer should resort to some therapeutical treatment, as *many have done*, instead of using the principles of Chiropractic to locate the cause.

"You say Chiropractic is purely a mechanical science and consists wholly in the adjustment of luxations. It has to do simply with keeping all of the articulatory processes of the organism in proper position. In other words, it consists of and finds its ideal condition in a living body in which all the joints are in their normal position; it is based on the rule, that if all parts of a machine are in their proper place, it will operate perfectly. Is it not so?"

You understand Chiropractic principles. So far you are right in your presentation of the case. Go on.



Correct position of body of patient and adjuster in adjusting lower dorsal vertebrae.

ILLUSTRATION NO. 90.

"I grant you, this would be true if the basic principle were a law of nature, but therein lies the great difficulty. Let us examine this under the proper test, and see what it is. If it has one exception, then it is not a law of nature, for such—it is self evident—must be universal in its application. Solely from a mechanical standpoint, I grant that the rule is universal; but whenever we touch the human body, and perhaps any animate being, we are dealing with that which is not mechanical. The law will not universally apply, unless it may be said, the mechanical always governs that which is not."

If the mechanical, animate or inanimate, is in running order, every part in its proper place; then it will go all right, its functions will be suitably performed, when the force is applied. While the mechanical never governs the life principle, the living force always controls the machine in proportion as it is adapted to the work to be performed. This is true whether the being is run by innate, or an engine propelled by steam.

"With this thought in mind, let us examine a locomotive. There it stands on the track; every bolt, tap, lever and journal is perfect. The water in the guage stands at the proper height. The coal is plentiful and properly distributed over the grate yet the ponderous monster does not move. The articulative parts of this machine are perfect; there is no work for the machinist. What is needed? Something not mechanical—combustion, life. This is supplied; the engine is alive, but it burns coal too fast, klinkers the grate, the gauges show low water and a high pressure of steam, which is blowing off; fuel is being wasted; its wheels slip on the rails; it cannot pull a normal load."

Adjustment Needed.

You have, in your mind, given us a perfect machine. But upon close examination we find that its mechanism is faulty, several pieces are out of alignment, or not in apposition; the disarrangement of its parts cannot produce the desired results. Its functions are improperly performed; it burns too much coal; the damper and grate are out of order; its parts are not properly placed; the gauge indicates low water; steam is being wasted because the valves are not properly adjusted; the wheels slip on account of their articulating surfaces not being in apposition to that of the rails.

“You say, the engineer does not understand his machine.”

No, Sir. We state emphatically that the propelling power, whether steam or Innate Intelligence, can and will run either the animate or inanimate machine, make each perform their normal functions, the laws of kinematics can not be otherwise. If the mechanism of these respective machines are not luxated, their functions will be performed with satisfaction.

“But I am helpless; there is nothing out of place with this engine.”

We do not admit your statement. A master mechanic can by a careful examination find the cause of functions performed too much, not enough, or not at all. When all parts are placed in their proper position, then the propelling power can run the machine as desired. If I had a machinist who claimed to understand his business, who could not find and adjust the displaced parts which cause the irregularities mentioned, I would dismiss him. His suggestions might suit Friend Carver, but I would want a man who could adjust the machine.

“The whole trouble lies with the things not mechanical. The intelligence, combustion, and steam, which are back of and superior—so far as this engine is concerned—to the mechanical. Teach your engineer and fireman their business, and normal work at once results.”

The engineer and fireman (Innate and Educated Intelligences) understand their business. Each has his special work to perform, which he could do, if the machine were in working order. The combustion and steam would be in normal degree and amount, if the engine were properly adjusted. It is not the fireman's duty or business to adjust the displacements. The engineer should do that—and will, if he has been so instructed—just as Educated Intelligence should repair the human machine when out of order. Suggesting will not repair the engine or the human. They have to act.

“Look at this human babe. It is mechanically perfect. It is the engine with the properly filled boiler and lighted furnace.”

The babe and the engine if mechanically perfect will run all right, each will perform all the functions that belong thereto, in normal quantity and amount.

"It is mechanically prepared to do normal service, but its mother restrains it, and constantly mentions that it has very delicate health, will not live long and cannot play like other children."

Restraint May Cause Abnormalities.

The mother, in her restraining, may not give it sufficient food and water, she may abuse the child physically; if so, it suffers. But the lying suggestions are discovered to be deceptive, much sooner than the mother is aware, and the child steals itself away in order to satisfy its growing ambition and strength.

"Its body becomes emaciated, but it suffers no luxations. It accepts all its mother's statements, believes them to be true, and in consequence, becomes pale, weak and emaciated. The difficulty is not mechanical, but, is in the intelligence department, as with the engine, per se, Chiropractic has nothing to do. Can Chiropractors reach such a case?"

Luxations Do Exist.

You can safely bet your last dollar on the Chiropractor in just such a case. He would, if a graduate of *The P. S. C.* at once conjecture that the child, who was pale, weak and emaciated, had worms. To determine, he would not ask a dozen or more questions as an M. D., but would look at the under lip of the patient. Finding indications of stomach irritation and worms, he would know that the scavengers were there to consume the decayed, undigested food, being a benefit instead of a detriment. He would reason thus: worms are scavengers; indigestion is due to lack of nerve force. Behind all, he locates the cause in the left side of the vertebral column. He finds the nerves of innervation, pinched in a foramen, which has been partly occluded by a slipped vertebra. The dislocation may have been done at birth, by a fall, or careless handling of the nurse. The Chiropractor replaces the displaced bone, takes off the pressure, releases the nerves of stomach innervation which have been compelled to withhold a part of their vital force, digestion becomes perfect, no decayed food to invite scavengers, the stomach can then assimilate even the worms. Yes; Chiropractors reach just such cases, thereby proving that suggestion is but little or no value in restraining or promoting the various functions of the human being, or the engine on the track.

“The child’s mental attitude must be corrected. The adverse suggestions imprinted on the life mind by the mother must be removed. This can only be accomplished by suggestion. The Chiropractor may attain such by saying to the child at the proper psychic moment, ‘I can make you well and strong.’ Chiropractors never can correct the child’s condition.”

Educated Intelligence should learn the science of kinematics in the animal mechanism. Thon can replace displaced vertebrae, overcome the resistance by using the levers and fulcrums of the spinal column, free the impinged nerves so that they can supply nervous energy to their twig ends, which perform digestion. The Chiropractor mechanically drives the suggestion home, by adjusting the luxated vertebra which was the cause of poor digestion.

“With the firebox, and the functional relations of the fire, the mechanic has nothing to do. In the realm of the machine he is supreme. True, he can adopt his machine to the results flowing from it, within certain well defined fixed limits, but otherwise, he is helpless in its presence.”


The Chiropractor increases or decreases the heat of the body by impinging or releasing nerve pressure. The fireman regulates the amount of heat by the use of the damper. It is easy to govern either, when you know how. Normal calorificity in animals is retained by the use of the frigorific and calorific nerves.

“So it is with the intelligence department. If a luxation impinges a nerve or blood vessel going to that part of the human machine, called the brain, causing it to act abnormally, named insanity, the mechanic—the Chiropractor—is the man for the crisis.”

Impinged Nerves Cause Insanity.

Insanity is always the result of nerve impingement, derangement of nerve functions. The anastomosis of blood vessels prevents serious injury to the organs or parts to which they extend, even if compressed. The Chiropractor and the machinist are the ones to adjust the human mechanism when the functions are not normal; and the engine, when the fire, water, and steam are not as desired.

“But if the same or another form of insanity existed, arising from pernicious and perverse suggestion, and not impingement, the Chiropractor would be helpless, because



Proper position of patient and adjuster in correcting luxations of lumbar vertebrae.

ILLUSTRATION NO. 91.

he has nothing to do with that intelligent force, named the mind or soul, lying back of the mechanical and controlling it. That, which causes the heart to beat, the nerves to thrill, the lungs to perform their functions, the warm blood to continue its circuit of the entire body; that mind that never sleeps, or fails to hear the cries of distress when in need of intellectual help; that never tires standing guard over the organism as long as it remains animate; that intelligence which is not mechanical, does not depend upon it for existence, and yet is peculiarly its servant."

Pernicious Habits—Their Adjustment.

The mind, soul, spirit, nature, instinct, intuition, subconscious mind, or as I prefer to name it, the Innate Intelligence which Friend Carver refers to, runs the human machine, performs all functions in a natural manner, providing it is in proper order. Pernicious habits may be contracted; the boy may be advised, suggested to, that he learn to smoke cigarettes or cigars. The first trial is repulsive; it acts as a poison but persistent use, continued suggestion finally creates a demand for that which he formerly disliked. What was done with the boy, what change was made in order to accommodate, make a demand for, this baneful habit? All poisons affect nerves, in an Allopathic sense; but the facts are, as learned by Chiropractors, the nerves try to eject the intruder, failing to do this, they do the next best, accommodating changes are made by the motor nerves. Chiropractors have discovered where and what alterations are made. They are able to return the disarranged portions to their natural position thereby relieving the body of its acquired noxious habit. Now, for the first time we are giving these facts publicity. Please do not twit me of learning this from Osteopathy, or Bohemian Napravit, until you find the person who taught me. Injurious habits are acquired by making suitable changes in the mechanism of the human body. How many times, you and I have noticed a radical change in the appetite of those who have passed through a spell of the M. D.'s fever, excessive heat. The displacement that caused the immoderate amount of caloric, also caused the change of appetency for food and drink. Let me illustrate this by giving a case. Dr. O. B. Jones, a graduate of *The P. S. C.*, was addicted to the cigarette habit, consuming about two dozen a day. He was

taking adjustments for another ailment. The third day he remarked, "I have to quit taking adjustments, or leave off smoking cigarettes, I have no desire for them, they do not taste good." We "broke" him of the habit by returning the displaced vertebra. Two days afterward a young man who was a patient, made the same remark. Thus we have changed the acquired abnormal appetites, back to natural of those who used cigarette, liquor, or tobacco. The continued use of a narcotic becomes a fixed habit, not because of suggestion, but by suitable changes made in the mechanism to adapt itself to the environment. We therefore see, that the life mind is not peculiarly the servant of the body, but the reverse.

"That intelligence which when in control, can respond to a suggestion with such power as to set up the condition of a high fever almost instantly, in a perfectly well person, and in as short a time return normal functions."

That intelligence is acted upon by a fright, sudden unexpected news, or a physical injury. These affect the nervous system. Such suggestions, whether momentary or continued, may produce permanent changes in the action of the heart, the color and texture of the hair. The functions are deranged by accommodating changes made at the nerve roots in the spinal cord, or somewhere along their meanderings. A large per cent of these are due to pressure on nerves in some one of the 50 foramina of the vertebral column.

"That living principle which can respond to a suggestion, stop action by removing life from the material body (a demonstrated fact.) That mind, call it by whatever name you like, that controls the functions and operations of the entire being, to which the mechanical sustains the relation of an incident, and with which the workman has no more to do than he has with the element of combustion of the coal on the grate."

That principle does not, as you say, remove life from the body; but sufficient disarrangement may compel that living principle to vacate, because of it being uninhabitable.

Mind Controls Functions.

That mind controls all the functions, and like the fireman, creates just the normal amount of heat, providing all parts of the machine are properly adjusted. Innate Intel-

ligence, and the fireman, has all to do in creating caloric. All functions, whether in excess, normal, or in less degree, are the production of nerves; heat being one of them.

"To the end that man might be and maintain his free moral agency, he is endowed with the power to lodge objective impression on the subjective, or life mind of himself, called auto-suggestion. That mind is bound to accept them as absolute facts, not being possessed of the power of reason and analysis. It therefore acts upon them as though true, carrying into effects—as far as possible—the commands, much to the detriment of the physical being, where the suggestion tends to draw away from health and strength. It is an evident fact, that within the means of self, there is no more fruitful source of health than correct auto-suggestions."

The premises as stated above are wrong. The "life mind," or Innate Intelligence, uses "the power of reason and analysis" to a wonderful degree, as is evidenced by hundreds of specimens in our osteological collection.

"The life mind is always open to suggestion; and since our environment has more of unpleasant, than pleasant; brings more forcibly to our notice, disease, pain, suffering, etc., than joy, health, and exuberant life; our auto-suggestions—if we are not advised—become wrong, suggest to our life mind, weakness and lack of health. If these pernicious suggestions are not destroyed by affirmative correct ones, for the purpose of carrying out some semblance of a simile, we will say in displacement of subjective mental force, in other words, result in abnormal mental impulse which renders health just as impossible and disease just as certain as the luxation of a joint, causing some organ or set of organs to act abnormally; as in catalepsy, and many others which I will leave to your ability to supply."

Comprehension of Cause.

We do not agree with Friend Carver, that there is more of suffering in life, than pleasure. Neither do we believe that suggestions cause much diseases as catalepsy, chorea, apoplexy, vertigo, or epilepsy. Each of these are but the result of deranged nerves. Today we comprehend the cause of disordered functions, named disease, and no longer need to resort to suggestions from self, neighbors, or witches for an explanation.

"Now in face of these facts and conditions, of which

I could cite a thousand cases what would a true lover of Chiro do? Would he discover some way to correct or place in its normal condition that luxated mental impulse?"

A Chiropractor would find why the mental thoughts were not properly responded to, why co-ordination does not exist. The fireman who would suggest that the cause of the wrong working engine was in the quality of the fire or steam would be thought an ignoramus. The man who would blame the mental for any or all discords, named disease, must certainly be a dullard. The inharmony expressed is not in the mental, but in the heterogenous condition of parts which are not in proper apposition.

Adjusting the Cause.


"The Chiropractor would say, 'When I find a joint displaced, I adjust it.' I have found displaced subjective mental impulse. What shall I do- Adjust it? If so, how? By the most simple method in the world. As simple as a Chiro adjustment. By the subtle and wonderful power of suggestion, by lodging upon the subjective mind an impression correcting the erroneous one. I adjust the luxated joint so that the mechanical process of the body may not be interfered with. I must now adjust this incorrect abnormal subjective condition caused by pernicious auto, or external suggestion, so that the secretions and other functions under its control, will not be interfered with. This I can only do by the power of suggestion."

The functions of secretion and excretion will be performed in a natural manner, as desired by the subjective mind, if the parts of the body so concerned are properly articulated.

"I wrote you at first only to call your attention to the fact that the science of Chiropractic and Suggestion are exactly alike in their object and application, and differ only in that the object is attained in the one primarily through the physical and in the other, through the life, or subject mind, and that they are inseparable twins, neither can be fully and successfully practiced without the other, it is impossible for the Chiropractor to practice without using suggestion."

A "Thought" Killed By a Fact.

You say, "the science of Chiropractic and Suggestion are exactly alike in their object and application." This reminds me of a beautiful lecture on "thought," delivered by



Correct position of patient and adjuster in adjusting the 5th lumbar vertebra.

ILLUSTRATION NO 92.

Prof. Peck. Near the close of his pseudo-syllogism, he killed all his false reasoning by the demonstrated of an actual fact. A mosquito had lit on his hand; in an unguarded moment he said, "Instead of waiting to think of a suggestion, I will kill that mosquito." Instantly he suited the action to the enforcement of the thought and accomplished the result desired.

"Thought" Precedes Act.

We will have to allow this one point, viz., that the suggestion of killing the mosquito, and the doing of it, "are inseparable twins." We will also concede, that in Chiropractic, we must think—thoughts are suggestion—and act. In this sense, it is impossible for the Chiropractor to adjust a luxated vertebra, or other joint without thinking.

"You cannot possibly adjust a luxated joint, without leaving some impression on the life mind. You depend, and openly say so, for success on the Innate nerves, which are but the channels through which the subjective, or life mind, is constantly striving to perform all of its functions. If this were not true, no luxated joint could be adjusted. It would be idle to replace it, for there would be no intelligent force to hold it; yielding to the side of least resistance, it would, by the force of gravity, return to the abnormal position. You finally succeed by virtue of this subjective intelligence, speaking through the Innate nerves, commanding the adjoining tissues, regardless of pain, inflammation, etc., to have it grasp the replaced bone, and hold it in its proper place. By adjusting, you set on foot an impulse of subjective intelligence that does it. In other words, you remove an impediment which the subjective intelligence had not found a way to do, and it at once resumes its functions."

Engineers and Chiropractors Adjust Machines.

Now, we agree exactly. The engineer removes any impediment corrects any or all displacements, so that the life force, whether that be heat, electric, or steam, can run the engine without hindrance. The Chiropractor, Educated Intelligence, removes obstructions, pressure on nerves, which Innate has not, nor ever will be able to do. When this is done, in the engine or human being, then all functions are normally resumed. Why did you not say so long ago? When all parts of the body are in proper position, no dis-

placements, no pressure on nerves, the subconscious mind, Innate, does not need to be reminded of it by suggestion.

“What infinite assistance at this grave juncture, could the Chiropractor give this wonderful intelligent force, if he but understood the science of impressing it with strong and correct suggestions. What astonishing power he could cause it to bring to bear on retaining the adjusted vertebra in its proper place, and by its use ameliorate the distress of adjustment.

“In the cases of Nutting and Storey, you used larvated suggestion, in fact, you always do. You cannot help it. How much better it would have been in the case of Storey, if, after having adjusted the luxated bone, you had been able to have gone on and driven out of his mind all of those adverse and morbid impressions. How much quicker he would have returned to the normal and gone to his family, instead of remaining—as he did—an eccentric.”

Dr. Storey was able to do his own “auto-suggesting” after I adjusted the displaced cervical. He was satisfied to live in Los Angeles without my suggesting. He had no desire to return to Duluth. He preferred to keep near his benefactor for a time.

“I do not ask you to incorporate into, or graft onto Chiropractic any form of treatment of disease.”

You don't! Is not that the purpose of your article? You should know that we do not treat disease, not even by suggestion. Therein Chiropractic has made a radical change from treating ailments, to adjusting the cause of those troubles.

“Suggestion is not a treatment of disease, it is correcting or adjusting the cause in that part of the organism not mechanical. Suggestion goes back behind the mechanical, to the very foundation of life, and has to do with an intelligence which existed before there was a bony structure to luxate.

“I beg of you, to not maim; a ununiversal law of cure by confining it to mechanical adjustment; separating it into parts and taking only the smaller; thus reducing the law to a rule that has many exceptions. Adopt the adjustment of subjective luxations, as well as those of bones, so that the rule of adjustment may apply to the mental as well as the physical.”

Mental Ready, But Obstruction Stops.

If the cause of abnormalities is in the mechanical, it is not in the mental. The Innate is ready to perform all functions, in a normal manner whenever its organism is in suitable apposition. The Innate knows much more about human economics than Educated ever knew. So far as I understand, Innate always did exist; it is transmitted from mother to offspring in all animated beings. It has been making experimental changes in its mechanism, for the purpose of accommodating itself to new environments. It starts in the new being with a knowledge gleaned from an experience of a life, the length of which we have no conception. It has as full a comprehension of all its functions, which it runs as intelligently on the day of its birth as in adult life. It is infinite, unlimited in time and accomplishments.

The Educated Intelligence knows nothing of running the human machine of which it has the outward care. Its education has to be acquired by years of experience. Friend Carver would suggest that this upstart of today should dictate, demand of its progenitor and inform it how to run its business, its life sustaining functions.

The animal economy, the functions which run it, are as perfect, or more so, in the illiterate and idiotic of mankind, as in those of exalted birth. Why should Educated suggest to thon's superior?

Innate Shows Intelligence.

In many instances, we find that Innate has built piers, locks, made grooves into foramina, elongated processes, ankylosed joints, made new ones in unusual places, enlarged bones, to accommodate itself to new conditions imposed upon it by displacements of its skeletal frame. When Educated returns displaced bones to their normal position, Innate will undo that which is no longer needed, as is done in temporary callus.

“The Chiropractor renders his patient passive for mechanical adjustment. In order to be properly equipped, he should know how to render him mentally passive to subjective adjustment, then, the two working hand in hand, as the Creator has intended, untrameled by external pernicious, or adverse influence no diseased conditions could resist this double-headed adjustment of the mental and physical.

“It is because I love Chiro, as ardently as a school boy does his first sweetheart, that I beg of you to bring the science of suggestion down to date, and make it the working companion of Chiropractic. Please give it a trial before discarding it.

Yours truly,
WILLARD CARVER.”





The Palmer School of Chiropractic.
DAVENPORT, IOWA, U. S. A.



DISCOVERER AND DEVELOPER
 OF D. D. PALMER'S SYSTEM

GRADUATES

Be it Known, That

has completed the course of study, as taught in this school, and passed the required examinations, in Anatomy, Physiology, Pathology, Diagnosis, Nervous Tracing, Chiropractic Orthopedy and the Principles of Chiropractic; whereof we confer upon _____ the degree of

D. V. Doctor of Chiropractic

We consider _____ a competent adjuster and qualified to practice this science.

In testimony whereof we give this

DIPLOMA

this _____ day of _____



The P. S. C. Diploma.

On the opposite page is a reduced size cut of The Palmer School Diploma. The original is 17x22 inches, made from lithograph drawings and printed in colors as shown (with the exception of the seal and ribbon) on genuine parchment (sheepskin). It is presented to students who take a full course of nine months and pass the required examination.

ILLUSTRATION NO. 93.

ANTI-VACCINATION, NO. 1.

Anto-vaccinationists do not believe that the injection of poison into a child will purify the blood.—*Kansas City World*.

Is it healthy to have a fever—excessive heat? Is it conducive to health to produce sores which discharge pus? Will it promote health to be vaccinated?

Is it not absurd to expect saloon keepers to favor or enact temperance laws? Is it not equally as irrational to anticipate those who make their living from disease, to make laws favoring health?

Dunglison says that a poison is any substance which, when introduced into the animal economy, acts in a noxious manner on the vital properties, the textures of an organ, or the system at large. Vaccination comes under this head.

The little daughter of Mr. Frank Burke, Attorney at law, residing in Hyde Park, Ill., died recently from the result of vaccination performed to qualify her for school attendance.

Little George Baker, eight year old son of Mr. B. W. Baker, County Auditor of York County, Pa., died from lockjaw in the York City Hospital, Oct. 19, two weeks after vaccination. He was vaccinated in school without his parents' knowledge.

A Sweet Little Victim of the Iowa State Board of Health.

In the winter or early spring of 1894 the Iowa State Board of Health, so-called, issued an order for vaccination, demanding that all people within the State be vaccinated; also prohibiting children from attending public schools unless vaccinated. The board had not the least legal authority to base such an arbitrary command upon, but nevertheless they assumed the power with such a bold front that people were completely disarmed and fell helpless victims to the criminal conspiracy against their health and blood.

Local Boards of Health, who as a rule are not informed on the subject or laws regarding health officers' duties,

would simply say "yes" and "amen" to whatever local health officers brought in as law and gospel from the State Board of Health.

Such was the cause of Nora Springs, Iowa, the home of the little victim we represent in our picture. Her own father was a member of the local Board of Health, and he with the rest permitted the local health officer to carry out the criminal assault instigated by the State Board of Health upon the inhabitants of Nora Springs. Meantime the Nora Springs School Board, with a spirit of American liberty, contemptuous of despotic tyranny, instructed the school teachers to ignore the orders of both the State and Local Boards of Health regarding vaccination. This brought to a test the individual liberties of the local health officer, as it did in other places where opposition was set in motion by people informed upon the subject.

The local health officer at once went to work, not in a legal way, as that would not accomplish his desire, but in a fraudulent manner, going to individuals and assuring them that they were obliged to comply with the vaccination order, or force would be resorted to. In this way many despaired of resistance and became his victims. Among them was little Alma's father, who, not objecting to vaccination, objected to having his little girl vaccinated until later in the summer, on the grounds that she had lately recovered from the measles, and, as he thought, would not be a proper subject for vaccination.

The health officer, who had treated the little girl while she had the measles, reminded Mr. Piehn of the fact, that his child did not suffer much from the measles and assured him that she was as healthy now as ever she would be, a picture of health from babyhood up. Mr. Piehn's excuse was laughed at by the doctor, who also reminded him of the fact that his little girl was no better than other people's children, and they all had to be vaccinated. Mr. Piehn, who is a lawabiding citizen and far from feeling above his fellow man in any respect, was artfully conquered by the fore-going argument of the health officer to submit to the vaccination of his little daughter.

Shortly after this assault upon the purity of this little victim her arm swelled and was covered with black spots. This alarmed her father, who at once inform-

ed the health officer of the fact, only to be laughed at by him, and assured that that was just the way it should be. Mr. Piehn was shamed out of his fears by the doctor, but for all that the little girl's condition became worse from day to day. In a short time her whole body was covered with black spots and mortification.

Mr. Piehn, more fear stricken than ever, called on the health officer and informed him of the condition his child was in, only to be laughed at again and assured that her case was working just as it ought to, and there could be no reason for alarm. In a short time after, the child died. Her father did not go to the health officer to learn if that, too, was just right, and the way he wanted the case to work. But we suppose it is, as the doctor has not yet been indicted, tried nor hung for the murder of the little girl.

A. J. CLAUSEN, Ph. D., St. Ansgar, Iowa.

L. H. Piehn, Nora Springs, Iowa is now President of the Anti-Vaccination League of America.

Another Awful Death.

Benjamin F. Olewine, who died at 304 Eleventh street, Altoona, July 23, 1897 aged 23 years, was vaccinated two and one-half years before his death. Before vaccination was performed, his skin was smooth, clean and beautiful, he was in perfect health. What caused this wonderful change? Vaccination, the great destroyer of human happiness, human health, and human life. Vaccination, the blighting, withering curse, the propagator of all manner of filthy disease, the monster which pollutes the purity of our children with the foul excretions that are thrown off from diseased beasts, nature considering it too vile to contaminate the system of any living creature.

About two months after vaccination, a sarcomatous tumor began to develop at the point of insertion of the vaccine, which was not as yet properly healed. That tumor continued to grow and spread, attaching itself to the arm of the patient, his forearm, his shoulder, and his chest, until it reached the enormous proportions of one-fifth the size of his body. And think you, reader, what must have been the suffering of this afflicted individual, as, day after day, and night after night, unable to find an hour of rest, his life slowly ebbed away at his home in the Mountain City! Racked with intense pain and untold misery, suffering the most

excruciating torments that the human mind can conceive, the poor man was relieved only by laying down his life as a sacrifice on the altar of stupid indifference and professional incompetency. What "science" had accomplished for him it was unable to relieve when finally it came to the crucial test. The memory of this man is enshrined in the love and affections of his people, who with one voice assert that vaccination is a contemptible fraud and a lasting reproach on Twentieth Century civilization.—M. A. Webster, M. D., *Johnstown (Pa.) Daily Democrat*, July 30, 1904.

If this poor victim had had a tumor appear on some other part of the body—and at a later date, even years after—few would have connected it with vaccination. Yet, this is exactly what a St. Paul physician maintains may often occur as the result of vaccination. In this do you not see a possible reason why tumors are so common of late years?

Could all the after-effects of this body-poisoning practice be as clearly traced, it would soon be made a criminal offense to vaccinate. Inoculation of smallpox was once a common practice, it has now been made a crime in England.

Deaths From Vaccination.

Many deaths from vaccination have been reported, but no cases are published without careful investigation by a representative of *The Liberator*, 1114 Twenty-first Avenue N., Minneapolis, Minn. The following are all that space permits us to present. A written statement has been secured in each case—often an affidavit—from some competent witness in the family of the deceased. Some have requested that names be suppressed, but names are on file in their office and in most cases can be given when personal request is received for them.

1. Coburn, son of Frank Eustis, of Minneapolis, exceptionally healthy child, aged 3 years and 9 months, vac'd spring 1902. Severe inflammation, general eruption; death in 1 month.

2. Lyda H. Corrigan, vac'd in Sharood-Crook factory, St. Paul, 1901. Sore arm healed, followed by green, purple blotches and swelling; doctor said blood-poisoning; never well again; died in May, year after vac'n, from consumption.

3. Henry C., son of H. C. Petterson, Western Ave., St.

**FINEST DIPLOMA
EVER PUBLISHED**

**MARK GRADUATES OF PALMER'S
CHIROPRACTIC SCHOOL**

**Such Is the Opinion of the Experts
Who Have Seen Exhibition Copy
—Progress of Institution**

has
ague
aven-
scores
com-
mes.
gushed
ch they
onor of
ore of
the
Will-
91 and
s mak-
ing of
three
king
The
as in
ames
s in a
nd race
id be-
y took
ne In-
nport
rolled
4-City
were
515
2c
388
98
519
—
2406

What experts claim is one of the finest diplomas that has ever been issued by any college, has just been prepared for The Palmer School of Chiropractic, located in the south story of the South Putnam building. A sample copy of this diploma, which will be conferred on all nine months graduates of the institution is now on display in the window of Thompson's book store, and is exciting a great deal of curiosity and favorable comment among those who have seen it.

This diploma is made of genuine sheepskin parchment of the most expensive variety. It is printed in three colors, and including the ribbon and seal, five beautiful tinges are given to the work. On either side is a pillar supporting above a scroll work upon which are inscribed "The Palmer School of Chiropractic." Below is a mounted photo of Dr. D. D. Palmer, the discoverer and developer of chiropractic. The other features of the script, which will mark the graduates of the institution, are equally attractive.

The work is essentially a tri-city production. The designer is Incze, who is connected with the Tri-City Lithograph & Printing company, and who says that it is the finest piece of lettering that he has ever done. The plates are the production of the Moline Engraving company; Osborn & Skelley of Davenport did the printing. Brandt Bros. finished the photo of the institution's founder, and the frame is furnished by the Thompson Book company. All of these men state that the production is one of the finest pieces of work that they have ever seen.

W
Wo
RE
Bo
H
of .
body
the
Nov
A
pre-
tele,
pany
cient
your
fare
was
o'clock.
Cort
was b
house
to th
to
as
at
tele
but
secu-
to M.
the a
surar
this
mur
Co-
th
w
mone.
deposi-
to pre
EGGS
Farmer

372
529
456
521
618
--
96

461
521
528
49
98
--
67
.
102
431
510
392
500
--
241

This makes the third diploma that has been designed for the school. It cannot be bought, but is conferred strictly upon the merit of the students. The course lasts nine months, six days being counted to the week without any vacation. Only those students who have made 85 per cent or better in the examinations in anatomy, physiology, pathology, diagnosis, nerve tracing, chiropractic orthopedy, and the principles of chiropractic are entitled to the distinction of receiving the diploma. "Chiropractic has much advanced as a science," said Dr. B. J. Palmer today. "It deals principally in the causes of diseases rather than in their effects, and believes that it is better to restore functions rather than simply to stimulate them. There are now about 200 student graduates in the field, and the great advancement which had been made by the school, demanded that the graduates should receive a diploma that was worthy of the institution which they represent."

Dr. D. D. Palmer is the discoverer of the science of chiropractic, and the Davenport Institution is considered the fountain-head school. That the study has made rapid advancement and is securing a hold around the world is evident from the fact that there is at the present time one student from Australia attending daily classes.

When the school first opened up about five years ago, the course was of but three months duration. Then it was later increased to six and a student must now spend nine months in the institution before he is entitled to the distinction of receiving a diploma.

The promoters of the institution are so well satisfied that a great future awaits the science that Dr. B. J. Palmer will leave on Saturday for St. Paul for the purpose of securing support for the bill which is now pending before the legislature of that state, and which tends to legalize the practice of chiropractic.

OFFICERS ARE ELECTED

Th
uatlo
that
sale
cing
paid
plish
eggs,
sellim
enpor
cers
long
eggs
sale
27 c
In ca
men
ever,
cers
able
will
then
wou

SAI

ON

Wa

Mr.
street,
Tuesda
overd

ION

DG-

er is

road,
Don-
tem-
exe-
the

11
12
13
14
15
16
17
18
19
20
21
22
23
24
25
26
27
28
29
30
31
32
33
34
35
36
37
38
39
40
41
42
43
44
45
46
47
48
49
50
51
52
53
54
55
56
57
58
59
60
61
62
63
64
65
66
67
68
69
70
71
72
73
74
75
76
77
78
79
80
81
82
83
84
85
86
87
88
89
90
91
92
93
94
95
96
97
98
99
100

Paul, vac'd August 1901, aged 5½ yrs. Third vaccination necessary to "take." Sore never healed, gradual failure and death in Nov. Previously healthy.

4. Georgia Adella, dau., Geo. Heffron, Charles City, Iowa, vac'd February, 1902, aged 3. Died, lockjaw, 3 wks. after.

5. Gertrude, dau., J. H. Sullivan, St. Paul, vac'd spring 1899, aged 7. Sore arm two months, followed by tubercular affection of glands of neck; never well again; died, tuberculosis, August, 1902.

6. Daughter G. N. Campbell, postmaster, Taopi, Minn., vac'd winter 1901-2; died lockjaw 3 wks. after; age 7.

7. Robert Earl, son Jas. B. Duffy, Minneapolis, vac'd 1899 without taking; autumn, 1901, forced to be vac'd again; died January, 1902, pernicious anemia.

8. Trygve Barbo, son of Mrs. E. Barbo, Jefferson St., Minneapolis, vac'd about 1888. Running sore long time; grew anemic, often fainted; died aged 4½.

9. Willie, son of John B. Eha, Banfil., St., St. Paul vac'd April, 1899; arm healed slowly; year after large black and blue spots began to show on lips and arms; died 2 wks. after.

10. C. B.—, aged 16, of W. 7th St., St. Paul, vac'd March, 1900; no sore, but arm became weak and painful; boy died 1 wk. later with spasms.

11. Helen Showalter, Wells, Minn., vac'd March, 1901; running sore 3 mos; tuberculosis; went to Asheville, N. C.; doctor there said vac'n was cause; died April, 1902.

12. Ray Smith, Minneapolis, business man, died from lockjaw following vac.n, winter 1901-2.

13. E. C. Boland, St. Paul, age 4½, vac'n 1900; did not take; few wks. later seized with vomiting, fever, convulsions; died, body turning black as in blood-poisoning. No other cause known to mother but vac'n.

14. Husband of Mrs. A. E. Murray, Boone, Iowa, employed by C. & N. W. Ry., forced to be vac'd in 1896; healthy and of good habits; taken sick soon after vac'n blood-poisoning; leg amputated, but nothing could save life; died from so-called "blood-poisoning."

15. Maud, dau. Mrs. Lillian Hosfield, Faribault, Minn., vac'd September, 1899, aged 16 years. Blood poison set in, died Oct. 1, following.

16. Nellie, dau. Mrs. Alden, Balaton, Minn., vac'd November, 1900; badly swollen arm, then taken severely sick; 5 days in bed; died less than 3 wks. after vac'n; doctor said "blood-poisoning."

17. I. H.—, in dressmakers' shop in Minneapolis, forced to be vac'd February, 1900; bad arm and high fever; malarial fever next; death from consumption a year later at home in Cokato.

18. Effie, dau. Andy Hayford, St. Paul, vac'd summer 1901; running sore 8 mos.; never entirely well again; gradual failure until death, March 5, 1903; aged 11.

19. Frances Varina, dau. Mrs. B. H. Waters, St. Paul, vac'd September, 1898; sore arm, for a month; from a healthy child became a sickly one; drooped and suffered series of sicknesses, finally dying, April, 1900, of meningitis of brain.

20. Minneapolis merchant lost only child by vac'n at age of 16. Deep running sore on leg, then whooping-cough, then measles, then tubercular meningitis and death. Previously healthy and strong. (Her initials suppressed by request.)

21. N. W—, aged 5 yrs. of Gaultier St., St. Paul vac'd September, 1895; lost appetite; 6 wks. after vac'n typhoid fever, followed by several other diseases in quick succession, then a spinal affection, measles and death, July, 1896. Previously healthy.

22. Oscar Emberg, age 22, strong and well, vac'd to satisfy Health Com'r, Red Wing, Minn., because employed in dairy near that town. Deep sore, then entire side turned black; taken to hospital; packed in ice; drove diseases to lungs, causing abscess; consumption followed and death last winter, 1 year after formation of abscess.

23.—Carl, 3-yr.-old son of Mrs. Hedwig Rickls, 14th Ave. S., Minneapolis, vac'd August, 1899; strong and active; bad arm, nausea, vomiting; death 3½ wks. after vac'n.

24. Eddie, aged 6, son of Mrs. Annie Larsen, E. 26th St. Minneapolis; vac'd August, 1901; bad arm, deep sore; diphtheria, middle September; "\$10 worth of anti-toxin," death in 1 wk.

25. Two daughters of Mrs. Mary Powell, Fairview Ave., St. Paul, Mary and Margaret, vac'd August, 1895. Did not "work" much; developed diphtheria about 3 wks. after

vac'n; Mary died on 5th day; left arm and side turned black at once after death.

Note—Dr. Allen, Frankfort, Pa., says in 30 years' practice, every fatal case of diphtheria in his experience had been vaccinated.

ANTI-VACCINATION, NO. 2.

Under the new law in Minnesota, unvaccinated children can go to school without first having to submit to inoculation by the M. D.'s.

Regular physicians have caught onto the triumphant idea of combining strychnine with morphine, so as to irritate as well as deaden the patient.

Dr. Henrik Bey, the author of many medical books, has lately published one of 960 pages, in which he devotes over twenty to the subject of vaccination. He calls the vaccination laws barbarous and antiquated; thinks it strange that compulsory vaccination can be tolerated, when the medical science has made such progress. He gives instances of the danger that lurks in vaccine virus, and says the protection, it is said to afford, is a delusion.

Bed Bugs Spread Small Pox.

It is reported that Dr. Campbell of San Antonio, Texas, has discovered that small pox is not contagious, but spread by bed bugs, as the mosquito is accountable for yellow fever.

It is generally understood that there are no bed bugs in Southern California, therefore, no small pox spreaders. Could not the California flea perform the mischief instead of the bed bug?

Vaccine Virus.

Why pick out, and enforce vaccination upon school children? Why not hold up, and compel those who attend church, theaters, or who ride in street cars, to pay poison mongers a tribute?

Adults would not allow it; so they select helpless children.

The laborer who has a large family is obliged to submit to the tyrannical law of compulsory vaccination. The aristocrats can escape by getting fraudulent certificates, or by sending their children to private schools.

Opium, administered by the physician, has been the means of death-bed recantations, and has assisted the

DAVENPORT DEMOCRAT AND LEADER
 Tuesday, February 28, 1905.

**DR. PALMER'S
 FINE DIPLOMAS**

Win-
ne

most
s to
s ad-
r the
aged
-an
tem-
rob-
er-
3 in
ons
-
i is
.17
98
erb
tle
nd
ne
ge
h
te,
nd
ch.
ik-
ng
ary

One on Exhibition at Thompson's
 Book Store Which is Receiving
 Much Attention.

On exhibition in the show window of Thompson's Book store on Brady street. Is to be seen a copy of one of the fine diplomas being issued by the Palmer School of Chiropractic of this city

The diploma is handsomely engraved upon parchment and contains a splendid portrait of Dr D. D. Palmer, president of the Palmer school and also the discoverer and developer of the successful methods practiced in their well known institution.

The diploma is one of the finest works of art seen for some time in this city and is issued to each graduate of the school. The one on display in the Thompson window is exciting much favorable comment

The drawings are the work of N Incze with the Tri-City Lithographing company. The plates were made by the Moline Engraving company, the printing by the Osborne-Skelley company, 323 West Third street. The photographing is the work of Brandt Brothers and the framing was done by Thomas Thompson. The entire combination makes a very pleasing and attractive piece of work and reflects considerable credit upon all the interested parties.



WANT
the
serv
424
div
ad

WAP
y
mo.
3

FC

V

A Newspaper Comment.

ILLUSTRATION NO. 95.

treacherous hand of the will distorter.

The changes made in deeds, wills, and important papers by sick people, are often due to mental weakness brought on by drugs. The victims become maudlin, artificially sentimental, their minds easily moved. Courts should set aside all wills and codicils drawn by such subjects. Upon proof that the maker, or remodeler of important papers had been drugged by strychnine or morphine, whether by mouth or hypodermic injections, such papers should be ignored.

Compulsory Vaccination Stopped.

In Kansas City, Mo., they have been having a fight over vaccination.

An ordinance was introduced into the council setting aside compulsory vaccination, except during the epidemic.

Pupils will now be allowed to attend public and private schools in K. C. without being poisoned with rotten pus as a preparatory process.

The speaker of the council made the following interesting and suggestive remarks.

“Compulsory vaccination is all fol de rol, unless there is an epidemic of smallpox. Parents of children should not have to be dictated to by young doctors in want of a job, who go around the schools vaccinating children against their protests every year. These young fellows, or little experience, and who have graduated a couple of hours before they start out to vaccinate, and have nothing to do, should be made to fully understand that they can't come around the schools and vaccinate children, unless they can show a scar on their arms as big as a dollar.”

We congratulate the school children and their parents of Kansas City.

Knowledge Needed.

Owensboro, Ky., Sept. 16.—The extirmination of cats in one of the principal resident sections of Owensboro has begun and will be completed as speedily as possible. The cats are being killed under instructions from City Health Officer Irvin. Diphtheria exists in that section of town and one patient died Sunday. The doctors say that cats are the principle cause of the disease spreading, and for this reason have ordered their extermination.

—The M. D.'s. are determined to exterminate some-

thing. If they cannot stamp out disease, they can at least do some bloody work. So the extermination of dogs, cats, rats or mosquitoes.

When will they learn, that the cause of disease is in the sufferer, and cease to blame our misfortunes on some helpless creature. They are like the boy who stubs his toe against a rock; some one, not he is to blame.

The drug fiends are alarmingly on the increase everywhere. The Chicago house of correction shows 309 victims in 1903, but in 1904 the number had increased to 970; an increase of over 200 per cent.

So long as it is the belief and custom to use drugs, we can hope for little relief. The doctors who are not making a howl about drug fiends are themselves to blame for this condition of affairs.—*Vaccination*, Kokomo, Ind.

Sometime during last December, J. T. Garrett, of Sandersville, Ga., in defending himself against being compulsorily vaccinated, killed the officer who undertook to carry out the order of the town authorities. He had been in jail and just recovered from wounds received in defending himself and trial on the charge of murder resulted in a verdict of acquittal, after the jury had deliberated "about three minutes." When health boards seek to ignore the Constitutional rights of a citizen and a particular kind of medical treatment is forced upon him, he not only has the right to resist, but it is his duty so to do, and it is certain that no sane jury would ever convict, under such circumstances.—*Daphne*, (Ala.) *Standard*.

The Sunday Schools of Pottsville, Pa., have been notified by the State Board of Health, that its attendants must be vaccinated, or absent themselves. If the people will allow the medical Fraternity to usurp this authority, they will next demand tribute from the churches, theaters and street cars.

A smallpox scare is a vaccination harvest for the medical doctors. It is time that this poisoning money-making scheme was looked into for the welfare of the people.

Vaccine Virus.

It is one of the rules of the code of ethics, that physi-

cians should know what they are prescribing, and somewhat of the effect it will have upon the human system.

Doctors are daily prescribing vaccine virus, puncturing the skin to inject this poison. They know they are inserting a poison, and it will produce febrile conditions, as other poisons, but, occasionally, it acts more severely than they desired, even taking the patient to the cemetery.

They know this vaccine has been secured from sores on a heifer, which has been poisoned. The serum, rotten pus, has been gathered from these festering wounds, and sold to the trade for the purpose of creating disease. All this they know, but there is money in it for the trade.

Each manufacturer has his private secrets in regard to the production of this virus. Whenever it takes so severely that death occurs by lockjaw, arms or legs have to be amputated, then each one is ready to blame the other fellow's virus, which made a larger doctor's bill than they had figured on.

Their circulars tell how pure their rotten poison is, and how impure the stuff of their neighbors.

We have no objection to those being vaccinated who desire it, but we are decidedly opposed to being compelled to submit to being poisoned, in order, to put a few dollars into the pockets of physicians. We do not favor children being vaccinated, as part of the preparation, to attend our public schools. We demur, because we know that it does more or less harm, and does not protect from smallpox.

We believe in the inalienable right of every American citizen to choose for himself the doctor and drugs he wishes and the surgery to which he and his family shall submit.

More Vaccination Deaths.

Lucille Sturdevant, daughter of H. E. Sturdevant.

This sweet girl rides right into the hearts of people from Maine to California, wherever her winsome face has become known. She is mourned by her fond parents as the brightest and best of children. She was an only child. Think what that means, you who have lost children, and what it would mean to you to have lost your only child as the result of forced vaccination.

The father, Homer E. Sturdevant, has done everything

possible to make this costly sacrifice save other children. He placed upon her tombstone the cause of the child's death; he brought suit against the city of Buffalo for \$25,000 damages. He has properly given all possible publicity to the case. For these things he has been persecuted and deprived of his situation as a passenger conductor on the Lehigh Valley Railroad. He has lost other employment on account of it. But, he adheres to his purpose to make compulsory vaccination of children a costly thing to the community that permits it, and to do all he can to save other children from such poisoning and possible death. His suit is still in the courts.

The circumstances of this child's vaccination and death are as follows:

On May 15th, 1902, she was in school 35, Buffalo, N. Y. Two public vaccinators, accompanied by two policemen, visited the school to engraft cow-virus into the children at \$1.00 a head. Though Lucille was only six years old she objected. In spite of this the officers threatened and forcibly vaccinated her.

Just thirteen days later, after ten days of suffering from poison, she died.

Ricardo Corfield, Lowell Ave., Providence, R. I.

Ricardo Corfield, aged five years and four months, was vaccinated August 20, 1903, to secure admission to school in Providence, R. I. Arm swelled and ulcer resulted, sloughing of flesh to the bone. Sept. 5, the tendons under the right knee became painful. Dr. Edwin G. Thompson, who had vaccinated the child, said it was rheumatism. A few days later, the swelling and redness of the leg caused him to decide that it was erysipelas. Three days more the dark color and hardness of swelling made the doctor pronounce it poisoning—which it was from the start of course, when vaccination "takes." Four days afterward the child, crying in agony day and night, an incision was made and more than a quart of dirty, brown matter exuded. Twenty-four hours' uninterrupted sleep followed, then, Ricardo broke his fast of over two weeks. Since then two operations have been made—removing dead bone. Amputation was urged at time of last operation. When he was removed to his home on Thanksgiving eve the doctors expected him to die within a week. But he slowly improved,



Lucile L. Sturdevant.

ILLUSTRATION NO. 103.

and when another operation, to remove dead bone, takes place it is hoped that he will recover.

The pictures were taken last spring, when the particulars here presented were secured for *Vaccination* (Terre Haute, Ind.) by Mr. David S. Fraser, of Providence. At that time, the shin bone—rotted off—protuded from the sore as shown in the second cut. It was still a running sore.

CHIROPRACTIC DICTIONARY.

The following words are frequently referred to in describing the osteological specimens. Frequent studying, when referred to in half tone cuts, will give to the student, a more comprehensive and deeper meaning. It must be remembered that *The P. S. C.* students have, at this date, (Oct. 1906) 1865 specimens for their express use. Should we consider the individual bones it would figure no less than 10,000 pieces.

Abrasion—Superficial excoriation. The rasping off or wearing away (of skin) by friction or attrition.

Absorption—(noun.) (Absorbed. adj.) Act of sucking up or imbibing.

Acromegaly—Abnormal enlargement of parts. See opposite, micromegaly.

Anaplerosis—(Cicatrization, i. e., the process of forming a cicatrix.) Repletion, granulation in healing.

Ankyloses—Plural. (Stiff joints) joining of two articulations making a stiff joint.

Ankylosis—Singular. (A stiff joint.)

Ala—Wing-like projection of bone.

Alae—Plural.

Alveolar—Resembling little cells, sacks or sockets.

Alveoli—Pits or depressions. (Plural.)

Alveolus—A small hole or cavity. (Singular.)

Anomalies—(noun. Plural.) Irregularities, abnormalities.

Anomalocephalous—(adj.) Having a deformed skull.

Anomalocephalus—A deformed skull.

Anomalous—Deviating from the general rule. Abnormal, irregular.

Anomaly—(noun. Singular.) Irregularity, abnormality.

Apex—Singular. A tip or angular point.

Apexes—Plural. A tip or points.

Apices—Plural. Tips or points.

Apophyses—(Plural.) Epiphyses united to diaphysis. Bony offshoots, outgrowths.

Apophysis—(Singular.) Epiphysis united to diaphysis.

Arthritic—(adj.) Gouty, relating to arthritis.

Arthritis—(noun.) Gout. Inflammation of a joint.

Arthropathy—Disease of a joint. (Charcot's disease, tabetic arthropathy.)

Assymmetrical—Not even—not in order.

Atlas—Singular, The first vertebra of the neck.

Atlases—Plural.

Arthrodesis—Ankylosis of a diseased or sound joint for firmness and solidity, artificial.

Arthropathia—Disease of a joint.

Attrition—Wearing off by friction.

Axial line—A line passing thru the center of the body vertically.

Axis—Singular. Second vertebra of the neck.

Æses—Plural. *Vertebrae dentatae*.

Arthrocase—Disease of the joints, caries of the articular surfaces.

Calvaria—(Plural.) Tops of skulls.

Calvarium—(Singular.) Top of skull, skull-cap.

Cancellous—Cancelled, having cellular structure, like lattice work, e. g., spongy bone.

Caries—(Ulceration of bone.) Molecular decay of bone.

Carious—Affected with caries.

Centra—(Plural.) Bodies of vertebrae.

Centrum—(Singular.) Body of a vertebra.

Chicken breasted—Bent forward; Pigeon-or keel-shaped.

Chiropractic—The science of cause of disease and Art of adjusting by hand all subluxations, as discovered and developed by Dr. D. D. Palmer, of the three-hundred articulations of the human skeletal frame, more especially the 52 articulations of the spinal column, for the purpose of freeing impinged nerves, as they emanate thro the intervertebral foramina, causing abnormal functions, in excess or not enough, named disease.

Chiropractic orthopedy—Correcting deformities by adjusting the cause by hand.

Chondrodystrophia—Softening of cartilage—(fetal rickets.) *Chondrodystrophy*—*Achondroplasia*.

Chronic tubercular osteomyelitis—Inflammation and nodules in marrow of bones.

Cicatrices—(Plural.) Scars or marks of a healed wound

Cicatrix—(Singular.) A scar or mark of a healed wound.

Clinocephalia—Flathead, caused by synostosis of bones. Saddle head.

- Coccyges*—Plural of coccyx.
- Coccygearthrosis*—Dislocation of the coccyx.
- Coccyodinia*—Pain in the coccyx (os coccygis.)
- Coccyæ*—(Singular.) All vertebrae below the sacrum.
- Compression*—Act of pressing together.
- Concussion*—Shaking, commotion (suddenly.)
- Condensation*—Increase of density.
- Congenital*—Born with, existing at birth.
- Cornu*—(Singular.) Small hornlike bony projection.
- Cornua*—(Plural.)
- Coxalgia*—Pain in the hip.
- Coxitis*—Inflammation of the hip-joint.
- Craniomalacia*—Softening and thinning of skull bones.
- Craniostosis*—Ossification of sutures. Synostosis.
- Craniostenosis*—Contraction of skull. (Microcephalus.)
- Craniotabes*—Calvarium thin in places—wasting.
- Cranitis*—Inflammation of cranial bone.
- Cyphoma*—Gibbosity of spine, humpback.
- Cretinism*—Mentally and physically dwarfed.
- Cyphosis*—Posterior curvature. Kyphosis.
- Decalcification*—Process of depriving bones of lime or calcarious matter.
- Deformans*—(adj.) Deforming, e. g. Arthritis deformans.
- Denudation*—(Making bare.) Denuding process.
- Denuded*—Cleared of. Undressed.
- Diaphysis*—The shaft of a bone which is first ossified. Middle part of long bone.
- Diaphysitis*—Inflammation of diaphysis.
- Diapophysis*—Articular part of the transverse process of the vertebra.
- Diastasis*—Forcible separation of bones.
- Diastole*—Expansion, dilation of heart and arteries.
- Dichotomous*—(Dividing in pairs) divided into two parts or branches, e. g., arteries.
- Dichotomy*—Dividing in two.
- Diplogenic*—(Prenatal double) *Diplogenic*. partaking of the nature of two bodies.
- Diplogensis*—Duplication of parts, a monstrosity by duplication.
- Ecchondrosis*—Cartilaginous growth. Chondroma.

Digitized by Google

CHIROPRACTIC ADJUSTING RECORD CARD.

COPYRIGHTED, 1905, BY J. PALMER D.C., SEC. THE PALMER SCHOOL OF CHIROPRACTIC, DAVENPORT, IOWA, U.S.A.

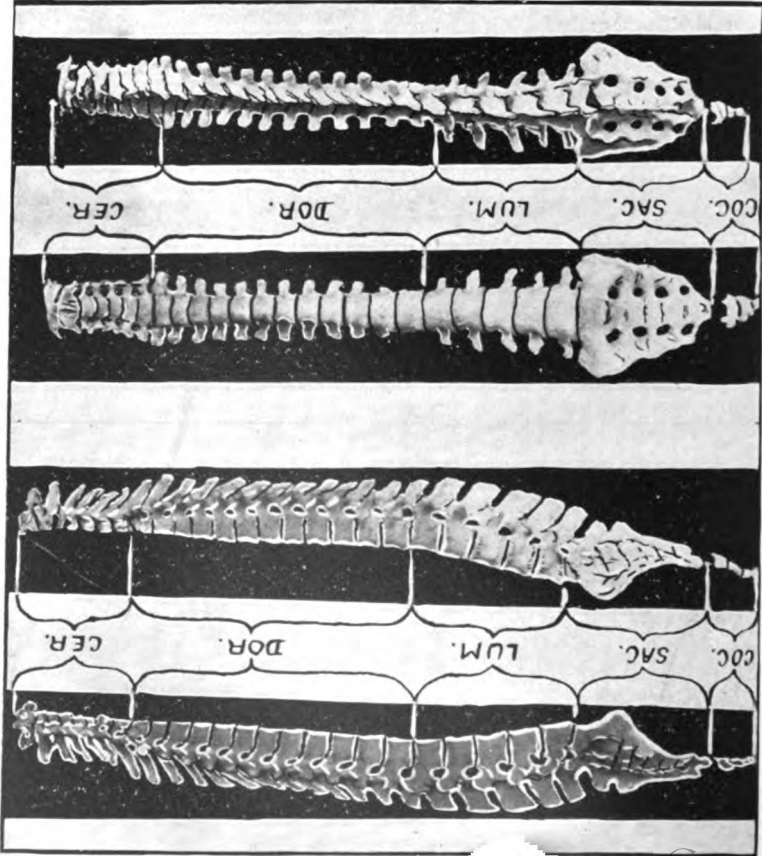
DATE.

NAME.

DISEASES.

ADJUSTMENT.

REMARKS



K-KYPHOSIS. LOR-LORDOSIS. SCO-SCOLIOSIS—H-HEAVY L LIGHT. ——— A N ANKYLOSIS—D-DOWN-U-UP L-LEFT R-RIGHT F-FLOOR

A Chiropractic Record Adjusting Card.

ILLUSTRATION NO. 96.

Enchondroma—Cartilaginous tumor of bone. *mata*, (plural.)

Epiphyses—Apophyses not united to diaphysis.

Epiphyses—(Plural.) Epiphyses of the fetus become the apophyses of the adult.

Epiphysis—(Singular.)

Epiphysitis—Inflammation of the epiphyses.

Erosion—Wearing away. Abrasion.

Exfoliation—Separation of dead portions of bone by scales.

Exostosed—Having exostosis.

Exostoses—(Plural.) Bony tumors or abnormal growths.

Exostosis—(Singular.) Any protuberance of bone that is not normal.

Exostosis eburnea—Quality of and looking like ivory. Hard osseous tumor.

Exuberant—Growing to excess.

Fibrinous—Having the properties of fibrin.

Foramen—(Singular.) Opening in a bone or between bones giving passage to nerve or blood vessels.

Foramina—(Plural.) Openings.

Fragilitas ossium—Brittleness of bones.

Friction—Rubbing.

Fimbriate—Having fringed edges.

Fungoid—Having the shape of a mushroom.

Funnel-chest—Sternum depressed.

Gibbous—Humpbacked.

Gonitis—Inflammation of the knee.

Greenstick fracture—Bent like a greenstick.

Heterogeneous—Dissimilar. Not alike. Of a different kind.

Homogeneous—Of the same kind. From the same source. Homogenetic. Homologous like in structure.

Hydrorrhachitis, Hydrorrhachis, Hydrorachis.—Inflammatory dropsy of the spine.

Hypapophysis—Bony process from inferior surface of vertebrae in some animals.

Hypercyrtosis—Excessive curvature.

Hyperosteogeny—Excessive growth of bone.

Hyperostosis—Too much bone.

Hyperplasia—Growth by new elements.

Hypertrophy—Over nutrition, morbid enlargement, abnormal increase.

Ilia—(Plural.) Upper parts of the hip-bones, the flanks, iliac bones. **Ilium**—(Singular.)

Ileum—(twist)—lowest portion of small intestines

Imperforated—Not having an opening.

Innate—Born with. Inborn.

Innate Intelligence—The involuntary intellect we are born with.

Intention—See medical dictionary.

Innominatus, a, m—Nameless.

Lacinated—Fringed.

Lamina—(Singular.) Plate, table, lamella of bone.

Laminae—(Plural.)

Lobular—Having lobes.

Lordosis—Bent forward. A bend of the spine forward, anterior curvature.

Malacia—Morbid softening.

Malformation—Abnormal formation of structures.

Mass—(Singular.) One of the two bodies of the atlas.

Masses—(Plural.) The two bodies of the atlas. The fused transverse and costal processes of sacrum.

Massage—A manipulation treatment of the body by friction, kneading, pressure etc.

Masseur—Male operator, manipulator.

Masseuse—Female operator, manipulator.

Median line—Middle. Median, Vertical line dividing the body into 2 equal parts.

Metapophyses—Processes which project backward from the superior articular processes of the lumbar vertebrae.

Micromegaly—Smallness and immaturity of parts.

Mollities ossium—Softening of bones.

Myositis ossificans—Ossification of fat and muscles.

Myositis ossificans progressiva—Progressive Ossification of fat and muscles.

Mucous—Relating to mucus.

Mucus—(The moist covering of the mucous membrane surface.) Animal mucilage.

Myelitis—Inflammation of the spinal cord, or inflammatio medullae spinalis.

Medullitis—Inflammation of marrow of bone.

Nearthrosis—New or false joint.

Necrosis—Death of bone in lumps.

Neoplasm—New formation of bone, tissue, product of morbid action.

Neurapophyses—(Plural.) Spinous processes.

Neurapophysis—(Singular.) Spinous process.

Nodes—Small tumors. Knots.

Nodosity—(Having enlargements like tumors.) Small knot like swelling or growth.

Nodular—Having small tumors, Knots.

Nodulous—Relating to nodules.

Nasitis—Inflammation of the nose.

Occlude—To shut up. To close.

Orthopedia—The prevention and correction of deformities, especially in children.

Os Bone—(Ossis, gen.) Ossa. (Plural.)—Os, oris (gen.) Mouth, Ora, (plural.)

Ossa Innominata—(Plural.) The hip bones.

Os Innominatum—(Singular.) The hip bone.

Ossicles—(Singular.) Small bones of the ear.

Ossification—Formation of bone.

Osteocancer or Osteocarcinoma—Cancer of bone.

Osteitis—Inflammation of bone.

Osteitis condensans—Deposit of bone in medullary cavity, caused by inflammation of bones. Sclerosis.

Osteitis deformans—Inflammation of bone in which bone becomes twisted, deformed, e. g., Articular Osteitis. Rheumatoid arthritis.

Osteoarthritis—Inflammation of bone with swelling.

Osteoarthrotomy—Cutting into a bone joint.

Osteoblast—Osteal cells aiding in formation of osseous tissue.

Osteocampsia—Curvature brought on by osteomalacia.

Osteocephaloma—Malignant disease of bone.

Osteodiastasis—Separation of epiphysis and shaft.

Osteoempyema—Suppuration of bone.

Osteogyrus—Convolutions of bone.

Osteoid—Resembling bone.

Osteological—Pertaining to osteology, science of structure and function of bone.

Osteolysis—Death of bone. Hospital gangrene.

Osteomalacia—Softening of bones on account of loss of earthy matter.

Osteomalacosis—Mollities ossium. Softening of bones.

Osteomyelitis—Inflammation of the marrow of bone. (Medullitis) Compare Myelitis.

Osteoneoplasm—New formation of bone.

Osteopalinclasis—Breaking of badly united bone, re-fracture.

Osteoparectasis—Abnormal lengthening of bone.

Osteophyte—Bone tumor.

Osteopsathyrosis—Fragilitas Ossium. Brittleness of bone.

Osteosclerosis—Thickening of bone with condensation. Induration.

Osteosis—Ossification.

Osteospongiosis—Spongy condition of bone.

Osteotomy—Dissecting of bones.

Ostosis—Ossification—Turning to bone.

Osteoma—Bony tumor.

Parapophysis—Lower transverse process in animals, not found in man.

Pathological—Pertaining to pathology, the science of disease.

Pedunculated—Resembling stems.

Periostitis—Inflammation of the periosteum.

Periostosis—Enlargement of bone by inflammation.

Pilastered—Fluted or concave.

Platycnemia—Breadth and flatness of tibia.

Platycnemism—Lateral flatness of tibia.

Polished—Glossy.

Pott's Disease—Caries of the vertebrae.

Postzygapophysis—(Singular.) A posterior zygapophysis. Inferior articular process of a vertebra.

Postzygapophyses—(Plural.) (Applied to animals.)

Prezygapophysis—(Singular.)

Rachitis—(Prenatal) malnutrition, Rickets.

Rarefaction—Expansion.

Rickets—Marrow reddish-brown. See *Cooper's Dictionary*, page 961.

Sacra—Plural of sacrum.

Sacrum—Singular of sacra.

Scapula—Singular of scapulae.

Scapulae—Plural of scapula.

TRUAX, GREENE & COMPANY

Physicians & Hospital Supplies

42-46 WABASH AVENUE

LONG DISTANCE TELEPHONE
213 CENTRAL

CHICAGO,

April 21st, 1904.

Dr. D. D. Palmer,
Davenport, Iowa.

Dear Doctor:

I wish to express my thanks for the privilege of looking over and making an examination of your collection of Pathological and Anomalous bones.

It is certainly a fine assortment and is by far a much larger collection than can be found in any other part of the United States and I doubt if in many respects, ~~if~~ it can be excelled any where. It ^{is} certainly a great privilege, one that I fully appreciated.

Again thanking you, I remain

Yours very truly,



C. T.

Commendation from an Authority.

ILLUSTRATION NO. 97.

Sclerosed—That which is thickened with condensation. Affected with sclerosis.

Spina bifida—Lacking a part of the vertebrae.

Pseudarthrosis—False joint.

Scoliosis—Lateral curvature.

Sequestra—(Plural.) Piece of dead bone. *Sequestrum*, (Singular.)

Serpiginous—Creeping from one place to another.

Somatotomy—Anatomy. Somatology.

Sphacelus—Mortification, gangrene.

Prezygapophyses—Two superior articular processes.

Sclerosis—Thickening with condensation.

Sclerosis ossium—Sclerosis of bones. Medullary cavity filled with bone.

Spina ventosa—Osteoid cancer.

Spondylitis deformans—(Vertebrae ankylosed by inflammation.) Deformity produced by ossification of cartilage in inflammation of vertebrae.

Spondylolisthesis—Body of lumbar vertebra displaced.

Sterna—Plural of sternum.

Sternum—Singular of sterna, Breast bone.

Steatoma—Fatty tumor.

Symphysis—Close union or junction of bones.

Sympiesis—Squeezing together of parts.

Synarthrosis—Stiff articulation.

Synarthroses—Stiff articulations.

Synchondrosis—Articulation with cartilage.

Synosteosis—Abnormal union of bones.

Synostosis—Obliteration of sutures.

Systole—Contraction of heart.

Torsion—State of being twisted, or of twisting. Distortion.

Torticollis—Wry neck.

Torticollis spastica—Causes head to be held permanently to one side.

Vimineous arborescent—Like stems and trees.

Vimineous arborescent exostosis—Osseous deposit in the shape of trees.

Zygapophysis—One of the four articular processes.

Zygapophyses—All four articular process.

ADDENDA.

Information for the Sick.

We court investigation. We invite you to come, see *The P. S. C. Infirmary*, its advantages, and success. We are pleased to demonstrate Chiropractic to those who are sincere in their search for health. We have no time for idlers. We will be honest with you; will not tell you what we do not know. It is a pleasure for us to illustrate this new science—Chiropractic. Your case examined, with suitable explanation, with specimens from *The P. S. C. Osteological Studio* will be more comprehensive than our leaflets can make it. For this there will be no charge.

Health Home.

The P. S. C. desires to make their infirmary a health home. Every appearance of a hospital is obviated.

Resident Chiropractor.

B. J. Palmer, D. C., resides in the infirmary, where patients may have his services when required.

Out of Town Patients.

The P. S. C. Infirmary is for the accommodation of out-of-town patients. Everything is done for their comfort and pleasure. Rooms are heat by steam, warm day and night, lighted by electricity.

Out of Town Calls.

Dr. B. J. Palmer will go any distance for acute cases, such as brain, lung, typhoid, puerperal fever; pleurisy, small pox, peritonitis, orchitis, sciatica, inflammatory rheumatism; to examine cases, or explain the science, where patients contemplate taking adjustments, or prospective students desiring a public lecture and demonstration. He is frequently called to short or long distances upon such missions. A number of persons can club together, reducing individual expenses, providing they can be seen at the same house and hour. Write or wire B. J. Palmer, D. C., Davenport, Iowa, U. S. A.

One night, \$10. Two nights and over Sunday, \$25. Week days, \$50. Add to these all expenses of the trip. Time is computed from hour of leaving office till return. Special terms for lectures.

Prices at Infirmary.

Adjustments are \$10 for the first week, this includes consultation and examination. Each following week, \$5.

Special cases, as cancers, tumors, hernia, insanity and epilepsy and those taking adjustments in their rooms at the infirmary, unless otherwise arranged for, are \$20 the first week and \$10 each week after.

Children, under 6 years, board and room one-half, \$3.50 a week instead of \$7.00. Students' board and room \$5 per week.

Board and room for each patient or nurse, \$7 per week.

We advise patients and students to remain at the infirmary. *Experience* has proven that a more speedy recovery follows for the patient and a broader clinical knowledge is gained by the student, he is an individual interne. The Drs. can thus give each case direct attention and advice.

Weekly expenses may be more, but *gain* in time is always noticeable.

These prices include all attention. There are no extra charges. The adjustments, board and room are paid weekly in advance.

Boarding Outside.

A list of respectable homes of parties personally known to Dr. Palmer, are kept for patients boarding outside. Prices vary according to accommodations. In order to assure you of such a home call direct at the infirmary upon your arrival.

Office and School Hours.

Private clinic, 2 to 4 p. m. Open clinic, for students only, 2 to 5 p. m. Morning session, 9 to 12. Afternoon session, 2 to 5 p. m. Public Lecture Session. every Wednesday Eve. 7:30 p. m. Visitors are welcome. Students' Research Society meets every Friday 7:30 p. m. at *The P. S. C. Lecture Hall*.

City Calls.

Adjustments given to patients at their home or boarding house in the city, will be charged same as special cases at the infirmary.

Nurses.

Each patient is expected to furnish a nurse, if they need one. Better bring such from home, who needs adjustment. Nurses, accompanying patients, not taking adjustments, board and room \$7 per week.

Correspondence.

In describing your disease, by letter, give all symptoms in as few words as possible. We study each case carefully, after which you will get a frank and honest opinion, stating whether the cause or causes can be adjusted.

In students' correspondence we advise brevity, that is consistent to state clearly all detail, facts necessary to let us see your position. You will receive a letter going thro into the advice that we feel best in each case. You will be assisted all possible.

Ladies.

Female diseases, whether from a weakened, or irritated condition, are the result of nerve pressure in the lower portion of the spine. Vertebrae, slightly wrenched out of line, impinge nerves; hence, we replace the luxated bone; *no need of local treatment.* Chiropractors' success in these ailments, are as remarkable as the failures under the old idea of palliative remedies.

Questions Answered.

"Do you use medicine, or drugs?" *No.*

"Do you rub, slap, or use massage?" *No.*

"Do you use any of the Osteopathic movements?" *No.*

"Do you hypnotize, or mesmerize your patients?" *No.*

"Do you use electricity, batteries, or electrical belts?" *No.*

"Is it necessary to have faith?" *No.* We adjust children and infants.


"Do you give *treatments?*" *No.* We adjust, put to right that which is *the cause of disease.*

"How often do you give adjustments?" Usually once a day. Sunday excepted. Our experience has taught that oftener would be detrimental.

Length of Time.

"How long will it take me to get well?" Acute cases, usually *one* adjustment. *Chronic cases differ,* depending upon the length of time, and degree to which they have advanced. *This question cannot be answered intelligently nor truthfully until after examination.*

"Can you give adjustments at a distance?" We can no more fix what is wrong in your bony framework at a distance than a jeweler could your watch, or clock under the same conditions.



**The Chiropractic spirit prevails in every department at
*The P. S. C.***

ILLUSTRATION NO. 98.

How to Reach Davenport.

We will, upon request, furnish complete itineraries and approximate cost as to the best route or routes to Davenport.

Location of Infirmary and School.

The infirmary is located on the crest of Brady street hill, in one of the finest residence districts of Davenport, within ten minutes walk of the business district, nine blocks of the C. M. & St. Paul; C., B. & Q. depots, and boat landing; also five blocks of the C., R. I. & P. depot. Within easy access of all churches, by street car or foot. Its location assures patients plenty of fresh air. There are no factories, mills or other annoyances.

Street Cars.

The Mt. Ida, Locust and Central Park cars stop at the Infirmary, 828 Brady street. All cars, including those to Rock Island, Moline, East Moline, Milan and Clinton, make connections with above.

Arrival.

Notify us by letter, long distance 'phone or telegraph the road and hour you will arrive, so that busman calling our name can meet you at depot. Patients are admitted any hour; if at night, ring call bell at entrance. Upon your arrival, come direct to the infirmary, 828 Brady Street.

Your Disease.

We know where to find the cause of your ailments. There would be perfect action if the human mechanism was in proper position. *We make it our special business to adjust any part of the skeletal frame that is displaced and pressing upon nerves. Chiropractic corrects the cause of your trouble*, then it is only natural, that you should be well. If you have any of the following ailments, stop taking drugs. Come to *The P. S. C. Infirmary* and have Chiropractic adjust the cause. Diseases in black face type are special as priced above.

Abcesses (any part of body)

Apoplexy

Asthma

Appendicitis

Bright's disease

Brain Fever

Bladder Troubles

Bronchitis

Cancer (any part of body)
Constipation
Cataract
Cholera Morbus
Child Bed Fever
Catarrh
Colic
Consumption (Quick or chronic)
Diabetes
Diarrhoea
Dyspepsia
Dysmenorrhea
Dropsy
Dysentery
Deafness
Diphtheria
Emissions
Epilepsy
Eczema
Erysipelas
Female Diseases
Gleet
Fevers (all types)
Goitre
Gravel
Gall Stones.
Gout
Gastrodynia
Gonorrhoea
Hernia (any part of abdomen)
Hysteria
Hay Fever
Heart Disease
Heart Burn
Hydrocele
Impotency
Insomnia
Indigestion
Insanity
Jaundice
Kidney Diseases
Liver Diseases
Lost Manhood

LaGrippe
Leucorrhœa
Lumbago
Lupus
Mumps
Measles
Malaria Fever
Meningitis
Neuralgia
Nervous Debility
Ovarian Diseases
Pharyngitis
Palsy
Pleurisy
Paralysis
Pneumonia
Peritonitis
Piles
Quinsy
Rheumatism (any part of body)
Rupture
Sarcocele
Sciatica
Spleen
Scrofula
St. Vitus Dance
Spinal Meningitis
Spinal Diseases
Smallpox
Scurvy
Tumors (any part of body)
Typhoid
Urinary Diseases
Varicocele
Vertigo
Worms (any kind)
Whooping Cough
Womb
 (Inflammation of)
 (Displacement of)
 (Tumors of)
 (Polypi of)
 (Cancer of)

If your disease is not on this list, bear in mind that this chapter is not as large as a medical dictionary.

Mail.

Patients and students should have their mail addressed in care of *The P. S. C.*, Davenport, Iowa, U. S. A.

Employment.

Frequently a friend accompanies a patient as companion. If they, or students desire employment during their stay, in order to reduce their expenses, Dr. Palmer will give assistance regarding employment bureaus and use his influence to locate them.

Patients, not invalids, can often find work which would not interfere with adjustments.

Why We Do Not Publish Testimonials.

The policy of this school has been to publish testimonials, voluntarily or at our request. *It was convincing to those not studying principles.*

In this age of medical combines, it has been proven that testimonials of Governors, U. S. and State Senators, Representatives and Congressmen were bot, the price according to the official, which in turn proved (?) the value of the compound.

Exposing these grafts thru Collier's Weekly, Ladies' Home Journal, Physical Culture, has awakened a distrust for all testimonials.

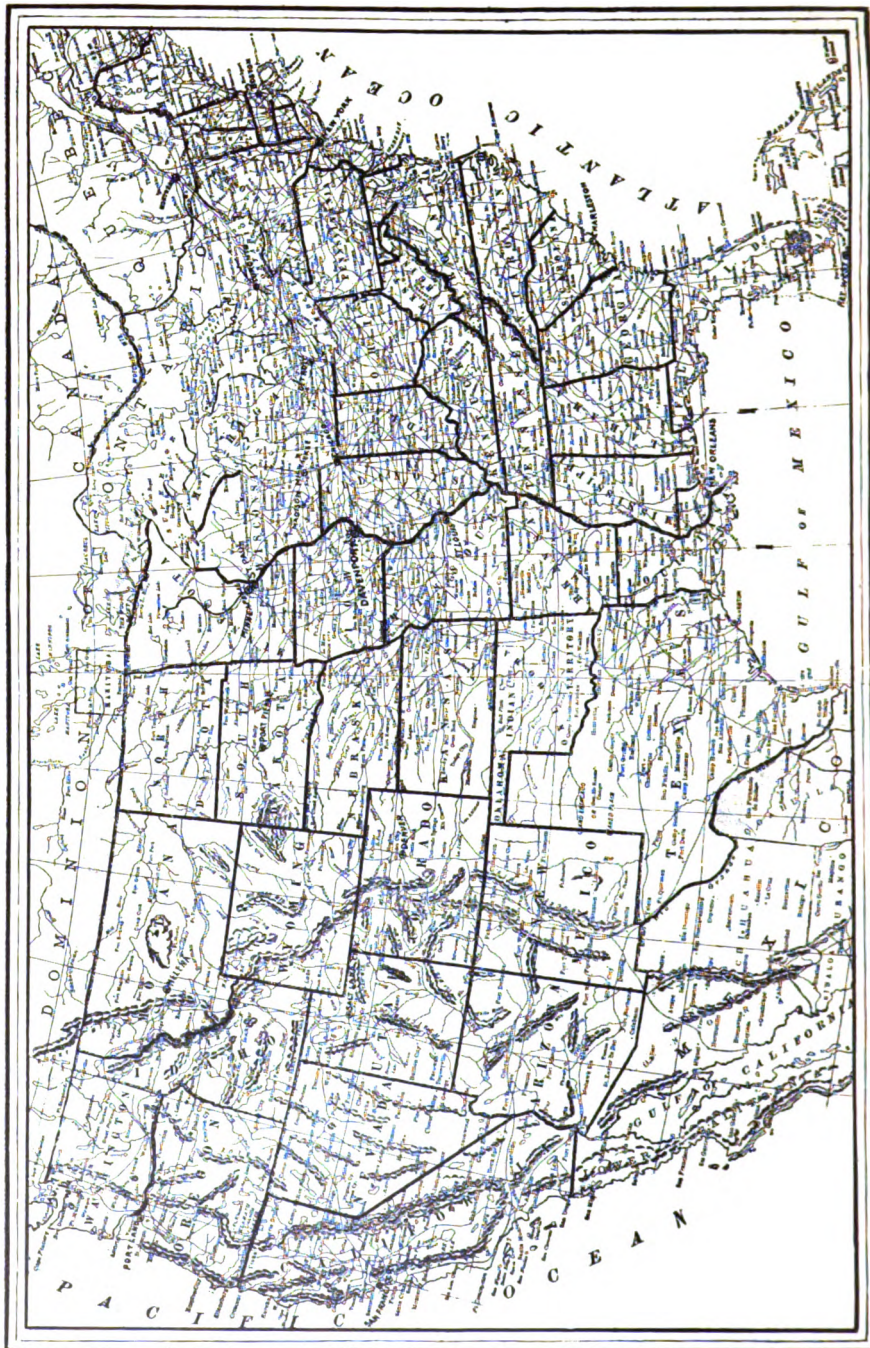
Upon receipt of *Chiropractic Proofs*, booklet of testimonials, our prospective patients would write to each name, asking the truth of the statement. Whether you received a reply would depend upon the value of thon's time or whether you spent hours boring him with lists of questions.

Cured patients are glad to publish that fact, until inquiries, majority not furnishing postage, increase in number, length, questions asked, etc., etc., forbids.

Considering time as a factor, figure cost of postage, paper and envelopes of a dozen letters a week for several years. Would you be willing to be bored in like manner?

Added interest increases the letters, often requiring several hours to answer. Not yet convinced of thon's honesty, you ask, if what he said in the booklet, and written, is the truth, or what thon is paid to answer your long letters. Such is insulting.

Time is capital. To spend one hour a day, to personally



Location of Davenport.

ILLUSTRATION NO. 99.

write that which we have published means more expenditure, without compensation, than thon's good judgment will allow.

To explain, thru hours of letter writing, and receive the above insults, as compensation, is what no one will tolerate.

Sooner or later we receive the request to discontinue publishing his testimonial. We would do the same. Would not you?

We have lost many friends by publishing testimonials. The above reasons justify us to discontinue furnishing them. If the propect student or patient will subscribe for *The Chiropractor*, (*The P. S. C. monthly Journal*, 50c per year,) after which we send, in addition, over 200 pages of descriptive literature upon every phase of Chiropractic, and will *study* the underlying principles, he will have an abundance of testimonials, which will prove that Chiropractic principles are applicable to his case.

Advantages of Davenport.

Population, 45,000. County Seat of Scott County. Located on western side of Mississippi river. In summer boats connect with all towns. First class postoffice. Western Union and Postal Telegraph systems, both open all night. U. S., American, and Adams Express.

Is supplied with every kind of factory, mill, railroad shops, big department stores, etc., etc. Patients or students, who are not invalids, or nurses not engaged all day, wishing employment, whether clerical, clerk or factory, while taking adjustments or studying can find that which they previously followed.

Is well supplied with graded, high schools, academies, seminaries, of all denominations, all are within easy access of the infirmary. Taking adjustments does not interfere with patients attending school.

Sight-seekers will find many parks, zoos and Indian historical places to occupy their leisure time.

The finest waterworks and filtering plant in the world, supplying Davenport with the purest water.

Rock Island Arsenal, the largest Uncle Sam has, located on Rock Island, represents an expenditure of \$20,000,000 and is worthy many a visit.

The churches are numerous and comprise all the principal denominations. There are first-class hotels, 2 elegant

appointed opera houses, 2 first-class vaudeville theaters. The State Soldiers' Orphans' Home is located one mile from the court house.

The Academy of Sciences, within one block of the infirmary, is the most interesting science hall in the west, some collections of which are the finest and most valuable in the world, including the Mound Builders, Indian collections, also, *the finest collection of mounted animal game heads and antlers in the world, presented to the Academy, in 1904 by Drs. D. D. and B. J. Palmer, at a cost of \$5,000.*

DO YOU WANT A PROFESSION THAT HAS BACK-BONE?

Are You Looking for a Profession?

If so, choose one that is new, up-to-date, is remunerative from the start, practical in every way, progressive, fascinating, will make you prosperous while making others healthy and happy, where appreciation will be shown for what you are worth. Several students have borrowed the necessary funds and repaid the debt within a year. One Chiropractor says, "Learning Chiropractic is like falling heir to a fortune."

A Word to Young Men and Women.

We offer them one of the best paying professions. With a small outlay in cash and time, you learn one hundred times more of the cause and its adjustment of disease than can be acquired in any medical college in a four year course, or an osteopathic college in three years. Such being the case, does it not look reasonable, that it will pay you to investigate? It costs but little to obtain full information.

Physical Strength Not Necessary.

Chiropractic, as taught at *The P. S. C.* is adapted for women as well as men. Either sex of ordinary muscular development may obtain the best results with ease. Lack of strength has caused many women to fail as Osteopaths, wherein they succeed with Chiropractic. In giving adjustments, Chiropractic renders the application of great force and much labor unnecessary.

Do You Want to Follow Manual Labor or a Profession?

The field of common labor is crowded, in Chiropractic there is an increasing demand for those who are qualified.

There are any number of persons who want to do hard work. Let those, who are anxious, have it. You fit yourself for a profession.

Do You Want to be Among Those, to Whom it is Said, "The Laborer is Worthy of His Hire?"

Labor is not valued according to the amount of hard work you do, but by the skill employed. *Specific, pure and unadulterated Chiropractic* is the essence of skill. Learn to fix the wrong, understand how to help the afflicted as soon as possible. The sick need scientific adjustment, not drugs nor incantations. The world is more than anxious to employ those who do what they undertake. No profession offers so many opportunities of doing good.

***Do You Want an Occupation That Will Make You Happy
While You Make Others Contented?***

A Chiropractor is delighted when relieving others of misery. When he sees the smile of satisfaction, he is pleased. True enjoyment is in making others well.

***Why Not Choose One in Which You Can Make Yourself
Useful?***

Hundreds are calling for graduated Chiropractors from this school. "Send me a P. S. C. student," is the call. In other professions, especially in the medical, there is not elbow room. Here is a profession where demand far exceeds supply. Physicians are in every city, town and village, competition is close, each new practitioner instead of being welcomed, is looked upon as an interloper. Many are unable to support themselves through the starvation period of a year or more. *Do not enter an already overcrowded profession, while there is such a demand for Chiropractors.*

***Why Not Choose a Profession Where There is Plenty of
Room?***

Chiropractic opens an unlimited field of usefulness, the workers are few. You have an opportunity of making the world better for having lived in it. There is no other method in which you can do more good to your fellow men.

***Why Not Choose a Vocation That is Remunerative From
The Start?***

Every one of our students has made a financial success from the start. One received \$215.00 the first month, another \$250.00 the first week, another reports \$1,300.00 in one month after being in practice two years, another of saving \$2,296.00 in eight months. Another over \$8,000.00 a year.

***Why Not Select a Profession That is Practical, Reasonable
and Comprehensive; One That Has Been Dem-
onstrated and Accepted?***

Chiropractic is American. The cause of disease is comprehensible. Adjustments are readily learned and understood. Every move a Chiropractor makes is done with a special aim in view. You are not asked to believe that which is not demonstrated in the clinic. Theory does not enter its composition, it is based upon deductions from practical, reasonable and actual experience.



Alma Peihn.

ILLUSTRATION NO. 100.

Why Not Choose That Which Will be a Benefit to You and Others?

Specific pure and unadulterated Chiropractic is the only mode of healing that adjusts the cause of disease, not waiting for symptoms to develop. All dis-ease, not-ease, is manifested by abnormal functions, which are accounted for by displacement of the bony frame. The Chiropractor puts to right the cause in acute cases before symptoms develop. If you desire to live long and keep well, be a Chiropractor.

Do You Want Value Received?

Many of our students receive full value for tuition and expenses, by having themselves or some member of their family adjusted. Being able to rectify displacements that may arise thru mishaps, they continue in good health. Thereby receiving good interest on the investment. Remember, Chiropractic is the only science of healing that exactly locates the cause.

Do You Desire a Course That is Fascinating as Well as Instructive?

Chiropractic is both. It furnishes food for that; in tracing effects to cause, it furnishes an increasing knowledge verified by clinical work. The satisfaction of education obtained, only whets the appetite for more.

Why Not Display Your Mechanical Genius?

There are three hundred and ten mechanical movements known to science. They are modifications of those found in the human body. In this machine are found all the bars, levers, joints, pulleys, pipes, wheels, axles, balls, sockets, beams, girders, trusses, buffers, arches, columns, cables and supports known to science. In studying Chiropractic you learn of this mechanism. Chiropractic adjustment is mechanical principles personified by hand adjustment. You can learn to adjust the human machine, as mechanics learn to fix their machines.

Do You Want to Become Proficient in Normal and Morbid Anatomy?

If so, take a full course at *The P. S. C.*, where you will have the privilege of studying as much of normal and a great deal more of morbid anatomy than in all other schools. *The P. S. C.* is supplied with a pathological and anomalous collection second to none. Dr. D. D. Palmer has spent thousands of dollars and years of time in collecting this museum of osteological specimens. *This varied*

and immense aggregation has been a necessity, the means of discovering the cause of disease and the development of the science that he was pleased to name Chiropractic. It is equally as indispensable to students in receiving instructions in the principles of this accumulated and established knowledge, which has been systematized and formulated into ultimate principles, of which P. S. C. students are qualified to judge.

Efficiency.

The competency of *The P. S. C.* graduates determines the quality and standing of our school. The world measures the worth of Chiropractic, or any other school, by the success of their students. It has taken Dr. D. D. Palmer many years of hard study to localize the cause of different diseases, and many more of laborious application of unusual genius to develop this unique method of adjustment.

The "Summun Bonum" of the Healing Art.

Step by step science has solved the problems of life. Discoveries and inventions have become common place, our daily affairs are so conducted that our grandfathers would have looked upon them as most wonderful. While progress, made in the development of ideas and appliances looking to human comfort and convenience, are of great interest, there is nothing of such vital importance as the work which applies directly to the well-being of the physical, which seeks to prevent disease, restores normal functions and preserves health. The most scientific advancement is the development of Chiropractic.

Chiropractic Principles.

Chiropractic is eminently scientific, its principles, a comprehension of facts, complete, philosophically true; having in point of form and matter a character of logical perfection and real truth.

Easily and Quickly Taught.

The P. S. C. teaches this science in a short time, as compared to what is required in the medical and osteopathic schools. To the person, male or female, of ordinary intelligence, and by using economy and system, throughout, it is possible for Chiropractic to be taught in a 9 months' course, altho the 6 day and 2 night sessions, each week, are equivalent to 13 months work.



Richard Corfield.

ILLUSTRATION NO. 101.

Arrangement of Work.

Course of study includes all that is needed to make the student competent to handle successfully all conditions of disease. We furnish text books, together with anatomical and physiological charts, necessary to prosecute the course intelligently. The student is thoroughly drilled in anatomy, upon a practical knowledge of which Chiropractic is based.

He is required to know the bones, their articulations; the muscles, their origin, insertion, action, blood and nerve supply; and how Innate Intelligence runs the human mechanism. Each division of anatomy, physiology, dissection, etc., is gone over in a thoro manner, all branches being studied with great care and exactness, while lectures and clinical work are intermingled to fix all points with which he should be familiar.

Do You Want to Economize Time, While in School, and in Practice?

There is no school where economy is given so much consideration. No studies are taken "Just to lengthen the time." Every subject is of practical utility, anatomy, physiology, etiology, pathology, dissection, symptomatology and diagnosis are studied side by side while doing clinical work. Knowledge acquired in the class room, becomes practical experience in the clinic.

Do You Want to Make a Success of Chiropractic?

Take a course, at *The P. S. C.* Years of close observation has given its professors a clear conception of the principles that underlie this new science. *Eight years of teaching its fundamental principles to many students (not a few of whom had practiced medicine and osteopathy) enables them to present it unmixed with the doubtful and ambiguous ideas of therapeutics.* Its growth has been proportional to its individuality. *There is no one so conversant with it as The P. S. C. faculty and no one so competent to impart its principles and adjusting.*

Chiropractic, as a method of adjustment of causes has no equal. No calling offers such an opportunity to think, reason, investigate and discover valuable truths. Every physician, osteopath, or scientist, who investigates, can but say, it is logical and in accord with facts. In years past we have recognized the increasing necessity of *thoroughly*

reason, investigate and discover valuable truths. Every physician, osteopath, or scientist, who investigates, can but say, it is logical and in accord with facts. In years past we have recognized the increasing necessity of *thoroughly equipping our school* with a great variety of pathological specimens to illustrate the many kinds of diseased conditions. *The more clearly and forcibly we can impart our ideas of Chiropractic, the better.*

Why Not Choose a Calling That Needs But Little Outlay in Time and Cash?

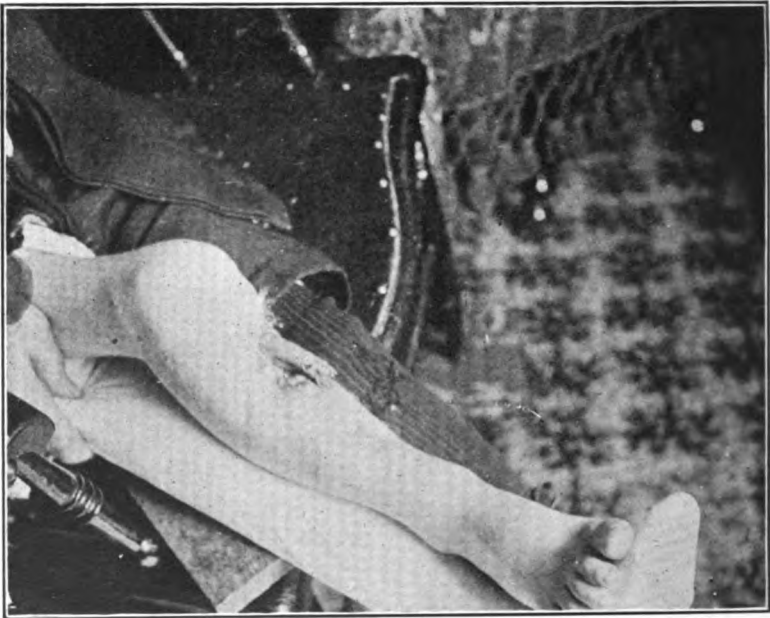
The medical and law profession require a four year course, Osteopathy a three year, with an outlay in cash from \$1,000 to \$3,000. Chiropractic requires 9 months. Tuition \$100. Text books are furnished at cost not exceeding \$35.00. This covers all college expenses. There are no extras. Besides a less expenditure of money there is a gain in time. A. P. S. C. student has 3 years for practice (*no small item*) while the students of other professions are completing their course.

Regarding a Mail Course.

It is impossible to teach Chiropractic by mail. To understand it, you must learn the basic principles direct. This you cannot do by studying any book or books. The study must be prosecuted under the *direct personal supervision of competent* instructors, who are capable of thoroughly handling the subjects. Some of our students are assuming that it is possible to teach part or all of Chiropractic by mail. We will give *The Chiropractor* and over 200 pages of literature for 50c, which includes all that can be taught by mail. The discoverer and developer of Chiropractic, Dr. D. D. Palmer, says, "*It is impossible to teach Chiropractic by a mail course, or by books. You must be in personal contact with your teachers, subjects and pathological specimens.*" You will readily see the position that is held by some of our graduates. If it is your wish to get Chiropractic *comprehensive, specific, pure, unadulterated and up-to-date*, come where such is taught.

Diploma.

Our diploma is *not for sale* at any price. On completing the course and satisfactorily passing the required examina-



Closer view of Richard Corfield's leg.

ILLUSTRATION NO. 102.

tions, each student is awarded and presented a beautiful engraved sheepskin diploma (*a reduced facsimile can be had for the asking,*) which confers upon him or her the degree of "D. C." *Doctor of Chiropractic.*

As a Business Proposition.

The world is full of chronic sufferers who have tried all the so-called cures. They are looking for rational means of relief. *Many are willing and able to pay. Chiropractic offers what they seek.* There is room for thousands of graduates, in fact, *the demand is greater than the supply.* Well patients leaving this infirmary, make a demand for a Chiropractor in their home town. A practice awaits *P. S. C.* graduates. Where can you invest to better advantage?

Chiropractic is offered to those who have a brotherly interest in humanity, and desire a scientific method of adjusting *the* cause of disease. Nothing is better. Decide what to do, then do it without delay. The world's successful men and those who join that rank never say, "I'll do it tomorrow." If you are interested, write us today for our literature, which explains this new science. *Do It Now.* We would like to send you the announcement of our school, which contains the outline of the course and a number of half tones of a few of our specimens.

Upon your arrival in the city call at once at the *P. S. C.*, 828 Brady street, Davenport, Iowa, U. S. A.



ITS PRINCIPLES & APPLICATION

tions, each student is awarded an engraved diploma which has had for the asking, which confers upon him a degree of "D. C." Doctor of Chiropractic.

As a Business Proposition.

The world is full of chronic sufferers who have tried all the so-called cures. They are looking for rational means of relief. Many are waiting and waiting for relief. We offer what they seek. There is room for thousands of graduates, in fact, the demand is greater than the number of patients leaving his infirmary, make a demand for a few graduates. Where can you invest to better advantage?

Chiropractic is offered to those who have a fervent interest in humanity, and desire a scientific method of adjusting the cause of disease. Nothing is better. Decide what to do, then do it without delay. The world's successful men and those who join them never say, "I'll do it tomorrow." If you are interested, write us today for our literature, which explains this new science. Do It Now. We would like to send you the announcement of our school, which contains the outline of the course and a number of half boxes of a few of our specimens.

Upon your arrival in the city call at once at the P. O. C., 1225 Brady Street, Chicago, Ill. U. S. A.



INDEX.

Half-tone, Daniel David Palmer, Jr.	
Portrait, D. D. Palmer.	
Half-tone, B. J. Palmer, D. C.	
Half-tone, M. P. Brown, M. D., D. C.	
Half-tone and Historical Sketch, Rev. S. H. Weed.	
Chiropractic—A list of Greek words.	
Chiropractic—Definitions.	
Credit.	
Preface.	
Chiropractic Briefs, No. 1	Page 1
Chiropractic Briefs, No. 2	24
The Palmer Family	53
History of Chiropractic	56
The First Chiropractic Patient	58
Chiropractic, The strength of a Simple Principle	60
Chiropractic Rays of Light	62
Sensible Suggestions	80
Take Off The Brake	84
A Line Shaft	88
Chiropractic on Trial	93
Information	95
Honorable Mention of Chiropractic	97
Chiropractic Being Elevated	99
Chiropractic versus Therapeutics	101
Innate Intelligence	109
The Nervous System Chiropractically Considered	115
Immortality	122
Backbone Variations	126
Joints of the Vertebral Column	137
Idiosyncracies of the Backbone	143
Luxations of Bones Cause Disease	145
Chiropractors do not Diagnose Disease	151
Diseased Germs	154
Fractures of the Spinal Column	157
Chiropractic Orthopedy	161
The Body is Heat by Nerves	165
Bones Out of Alignment	167
The Best Way	169
Why We Adjust the Back	171
Where We Stand	174
Disease, Its Cause	177

Natural Bone Setters	184
More Knowledge About the "Sweet Bone Setters"	188
Accidental Chiropractic	193
Serous Circulation	199
Chiropractic Explained by Contrast	206
Is Chiropractic a Part of Osteopathy	218
Chiropractic is Not Osteopathy	228
Surgery from an Osteopathic Standpoint	235
Is Chiropractic Osteopathy?	237
This is Worse Than Osteopathy	243
"How Osteopathy Treats the Blood"	248
Chiropractic versus Osteopathy	249
Chiropractic not Osteopathy	250
Chiropractic and Osteopathy Dissimilar	251
"Ninety-five Percent"	252
"Chiropractics a Counterfeit"	253
Lesion versus Sub-Luxation	254
Chiropractic versus Osteopathy	255
Is Chiropractic Osteopathy	257
Osteopathy Passed as Chiropractic	261
Chiropractic versus Osteopathy	264
Dr. W. A. Hinckle and Chiropractic	266
Neurology by A. P. Davis, M. D., D. O.	271
Typhoid Fever	274
Child-bed Fever	276
"To Cure or Heal"	281
Cancers	283
Catarrh	286
Synovial Membranes	288
Diphtheria	291
So Near and Yet So Far	293
Epilepsy	302
Felon	302
Gall-stones	303
Goiters	303
Massage on the Back	310
Tape Worms	310
Mucous Membranes	311
Mumps	313
Paralysis	315
Pneumonia	317
Polypi	320
Rachitis	321

Rheumatism	326
Small Pox	329
Sprains	332
Stomach Disorders	335
Wry-neck	339
Yellow Fever	345
A Spine Set Personified	346
Suggestion, No. 1	351
Suggestion, No. 2	356
Suggestion, No. 3	362
Anti-Vaccination, No. 1	377
Anti-Vaccination, No. 2	384
Chiropractic Dictionary	390

ADDENDA.

Information for the Sick	398
Do You Want a Profession That Has Backbone?	407



**DO YOU
WANT
A
PROFESSION
THAT
HAS
BACKBONE?**



The
Chiropractor
KI-RO-PRAK-TOR
A MONTHLY JOURNAL
DEVOTED TO THE INTERESTS OF
CHIROPRACTIC
"KI'-RO-PRAK'-TIK"

PUBLISHED BY
The Palmer School of Chiropractic,
Davenport, Iowa, U. S. A.
COPYRIGHT, 1905, B. J. PALMER D. C.

The **Chiropractor**'

The truthful exponent
of Chiropractic
unadulterated

Subscribe for it

50 cents a year.

Do it **Now!**

PRESS OF OSBORN.SKELLEY CO.,
DAVENPORT, IOWA.

LANE MEDICAL LIBRARY

To avoid fine, this book should be returned on
or before the date last stamped below.

NOV 13 1959

MAY 16 1964

OCT 21 1964

JAN 18 1965

JAN 21 1970

JUN 6

JAN 28 1972

MAY 13 1972

MAY 28 1972

MAR 23 1978

~~APR 26 1978~~

~~APR 5 1979~~

~~APR 25 1979~~

NOV 28 2003

DEC - 8 2003

LANE MEDICAL LIBRARY OF
STANFORD UNIVERSITY
300 PASTEUR ROAD
PALO ALTO, CALIFORNIA

U730 Palmer, D.D. 93525
P171 The science of
1906 chiropractic.

NAME

Rizzolan

Carole

R. Takaki

S.L. Big

D.

U730

P171

1906

