



Sail Training Ship NIPPON MARU

Sail Training Ship NIPPON MARU was built in 1930 as a training ship for cadets. The ship brought up 11,500 cadets for 54 years until her retirement as a training ship in 1984. During her service, NIPPON MARU logged 45.4 times around the earth (1,830,000 kilometers in total). The ship was placed under the authority of the City of Yokohama in 1984 and has been open to the public since 1985. NIPPON MARU is also used for a full-sail exhibit in cooperation with volunteers and provides marine educational programs to students.



Sail Training Ship NIPPON MARU and Yokohama Port Museum are located in Nippon Maru Memorial Park of the Minato Mirai 21 District. The Park was converted from the dockyard into a waterfront park by the City of Yokohama in 1985.

Yokohama Port Museum

Yokohama Port Museum is the first museum featuring the Port of Yokohama. In April 2009, the Museum was totally remodeled from Yokohama Maritime Museum (opened in 1989) by the 150th Anniversary of the Port Opening Commemorative Project. Under the theme of "Port of Yokohama in history and life", the exhibits focus on the history, operation and role of the Port of Yokohama. The Museum also provides special exhibitions, lectures, tours and craft classes.



General Information

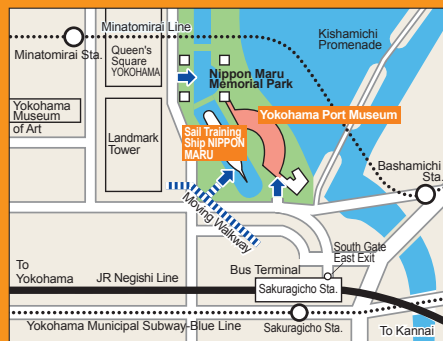
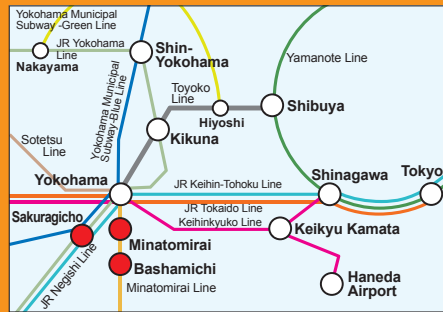
- **Opening hours:** 10:00 ~ 17:00 * It may vary depending on season.
- **Closures:** Monday (Tuesday if Sunday or Monday is public holiday), year-end holidays and other temporary closing.

Admission (April 1, 2017~)

	Combo Ticket (Group)	Single Ticket (Group)
Adults	¥600 (¥500)	¥400 (¥350)
65 years & over	¥400 (¥300)	¥250 (¥200)
Elementary, junior high and high school students	¥300 (¥200)	¥200 (¥150)
Special discounted rate of ¥100 on Saturdays		

- The combo ticket is available to see both of Sail Training Ship NIPPON MARU and Yokohama Port Museum.
- The single ticket is available for either Sail Training Ship NIPPON MARU or Yokohama Port Museum.
- Seniors (65 years and older) with Hamatomo card are eligible for the group discount rate.
- The Group rate is available for 20 or more paying guests (elementary school students or above).
- Special combo ticket rate of ¥100 for elementary, junior high and high school students on Saturdays.* This special discounted rate will be used to preserve the Sail Training Ship NIPPON MARU for its centennial.
- Special exhibitions may require a separate admission fee.

Access Guide



Access by Train

- 5 minutes walk from Sakuragicho Station on JR Negishi Line or Yokohama Municipal Subway-Blue Line
- 5 minutes walk from Minatomirai Station or Bashamichi Station on Minatomirai Line

- Approx. 40 minutes from Haneda Airport Station
- Approx. 35 minutes from Tokyo Station
- Approx. 15 minutes from Shin-Yokohama Station

Access by Car

Approx. 0.5km from Minatomirai Exit of Metropolitan Expressway Yokohane Line
* When you visit by tour bus or in wheel chair, please refer to the Museum staff. Please use public transportation.

MEMORIAL FOUNDATION OF SAIL TRAINING SHIP "NIPPON MARU"—Jtb Communication Design JV
2-1-1 Minato Mirai, Nishi-Ku, Yokohama, Kanagawa 220-0012 Japan
TEL 045-221-0280(Main*Group reservation) FAX 045-221-0277
<http://www.nippon-maru.or.jp/>

Apr. 2017

Sail Training Ship NIPPON MARU Yokohama Port Museum



Enjoy various unique events!



● **Full-sail Exhibition**
Nearly a hundred volunteers unfurl NIPPON MARU's 29 sails. The exhibitions are held about 12 times a year.



● **Brass band concert**
Performed by students and amateur musicians.



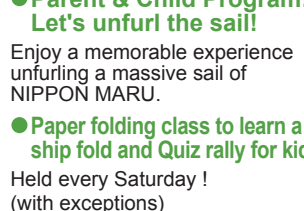
● **Sea Kayaking Class**
Enjoy the water sport in Minato Mirai!



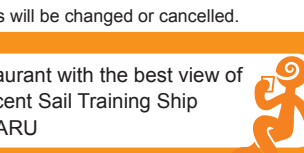
● **Full-dress ship**
The ship is "dressed" by international signal flags in celebration of a festive occasion.



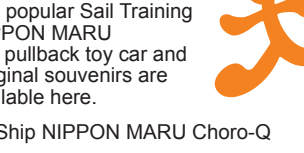
● **Flea Market**
Find your treasures!



● **Parent & Child Program! Let's unfurl the sail!**
Enjoy a memorable experience unfurling a massive sail of NIPPON MARU.



● **Paper folding class to learn a ship fold and Quiz rally for kids**
Held every Saturday! (with exceptions)



● **Paper craft class**
Held every Sunday and holidays! (with exceptions)
Learn how to make a paper craft ship.

* In case of bad weather, events will be changed or cancelled.

Restaurant Cafe

A cozy restaurant with the best view of the magnificent Sail Training Ship NIPPON MARU

Museum Shop

The very popular Sail Training Ship NIPPON MARU Choro-Q pullback toy car and other original souvenirs are only available here.

Sail Training Ship NIPPON MARU Choro-Q

A fantastic place to join and learn



● **Craft Class and Port Tour**
We offer ship craft classes and port tours for children.



● **Marine Educational Programs**
Through an orderly group life aboard the sail training ship, children can cultivate cooperativeness and mental strength.

● **NIPPON MARU Guide Tour**
Free guided tour of the ship by volunteers who were engaged in tall ship NIPPON MARU.

● **Yokohama Port Museum attendant**
Citizen volunteers will give you guidance of the museum plainly and attractively.

For library-only visitors

(The Library is free when you have the Museum ticket.)

Opening hours and Closures are same as for Yokohama Port Museum.

Entry fee: ¥100

The Museum accepts donations of appropriate library items on ports and ships.

- Photos, videos, paintings and documents that indicate port sceneries, workers and ships.
- Tools, clothes, drawings and machines used for working at ports and ships.
- Books, magazines, guide pamphlets on ports, ships, shipping and sailings.

Barrier-free Information

For visitors with disabilities

Yokohama Port Museum: Slopes, elevators and ostomates-accessible restrooms are available. Visitors in wheelchairs and with assistance dogs can enter the Museum.

Sail Training Ship NIPPON MARU: Visitors in wheelchair and with assistance dogs are only available for the long poop deck because of the ship's structure.

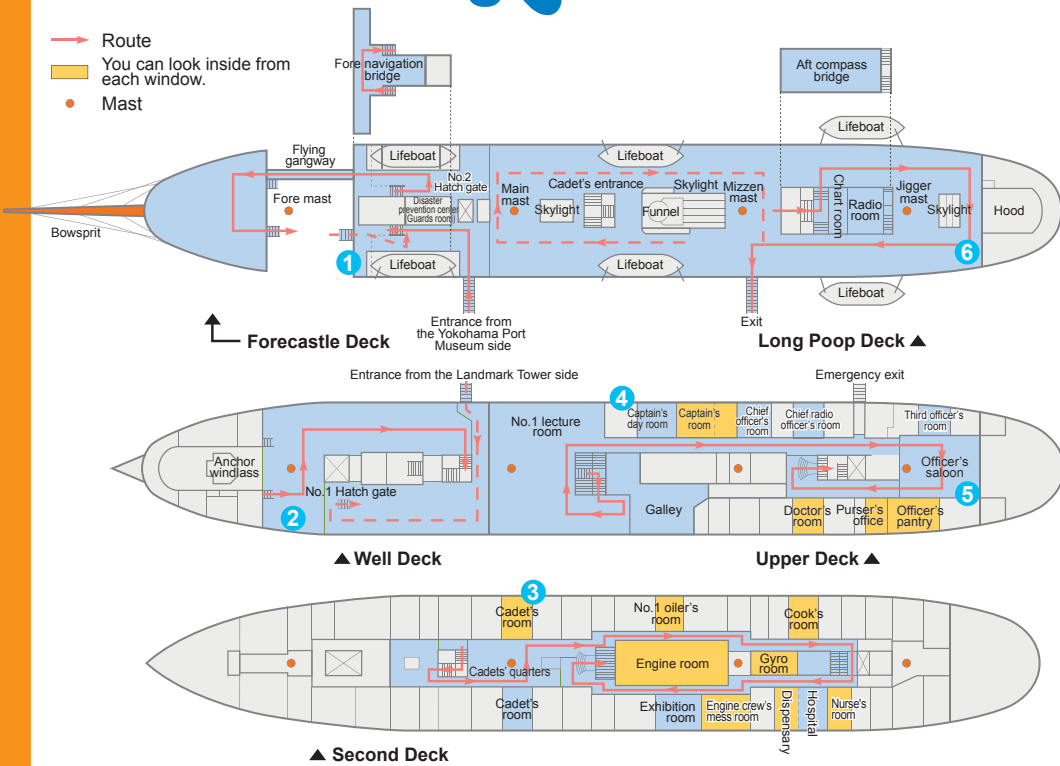
For visitors with small children

- Diaper changing tables are available in the restrooms such as the multi-purpose restroom on the first floor of the Museum.
- For nursing babies, please use a space beside of general information desk on the first floor of the Museum.
- When visiting NIPPON MARU, baby carriages are kept at the entrance. Baby carriages can be brought inside the Museum.

Sail Training Ship NIPPON MARU



You can see inside the ship and will learn about the living history and sea training of NIPPON MARU with photos and interview videos of the crew at the time when they sailed across the ocean.



Kind of ship	Sailing ship(Four-masted barque)	Gross tonnage	2,278 tons	Average draft	5.3 m
Purpose	Training ship	Length over all(including bowsprit)	97 m	Number of sails	29 sails
Complement	138 persons	Breadth	13 m	Mast height	46 m from the water surface



1 Time bell

The bell was struck every half-hour by the watch on duty. Each watch would take its turn at eight bells.



2 Belaying pins

All the ropes for manipulating sails are secured to the bars called "belaying pins".



3 Cadet's room

Although the room is too small to accommodate 8 persons, it is a cozy place for cadets to relax.



4 Captain's day room

The room is used to receive visitors and listen to the reports from officers.



5 Officer's saloon

The exclusive dining and meeting room for officers. Tables and chairs are secured to the floor for countermeasure of heavy weather.



6 Steering wheel

The steering wheel is used for controlling the ship in accordance with the condition of the sails, so that it is located at the end of the ship.

Nippon Maru Memorial Park



1 Yokohama Dock Company, Ltd. Air compressor

1918 Manufactured by Chicago Pneumatic Tool Company (U.S.A.) Introduced in the time of Taisho Period (1912-1926) when Yokohama Dock Company, Ltd. entered into the shipbuilding business.



2 Topgallant mast from Sail Training Ship NIPPON MARU

The upper section of the main mast made of hinoki cypress. It was used for 40 years since ship refit in 1952.



3 Screw propeller from Sail Training Ship NIPPON MARU

1929 Kawasaki Shipbuilding Corporation (Kobe)
* It may be closed temporarily on some occasions.



4 Yokohama Dock Company, Ltd. No.1 Dock

Constructed in 1898. It is a dry dock for ship repair and had been used until 1982. Important Cultural Property designated by the National Government.



5 Literary monument to writer Shin Hasegawa

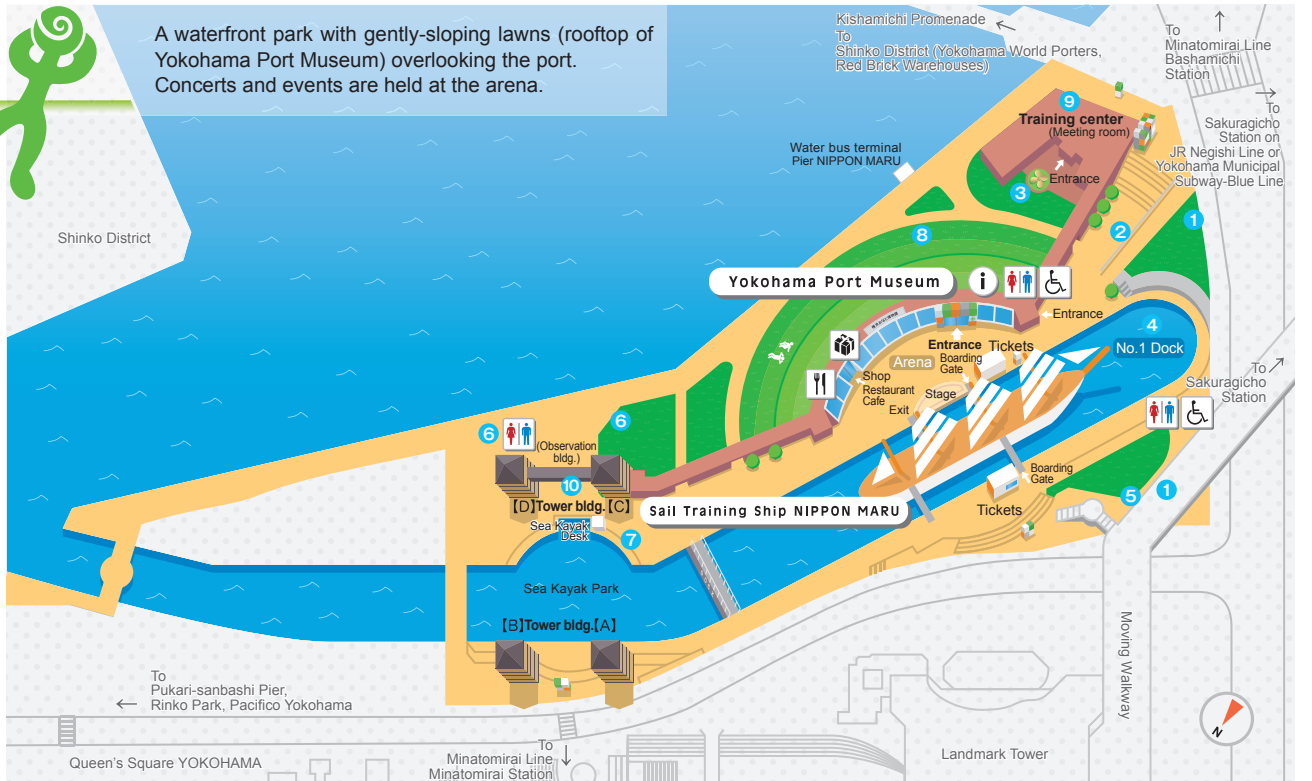
Shin Hasegawa(1884-1963) was born in Yokohama and worked as an errand boy at the Dock No.2 construction site in his boyhood.



6 Yokohama Dock Company, Ltd. Drainage pump cover for No.1 and No.2 Docks

1896 Manufactured by W.H.Allen, Son & CO. Ltd (England) Introduced for the time of the foundation of the dockyard (founded in 1899) and used for nearly 85 years.

A waterfront park with gently-sloping lawns (rooftop of Yokohama Port Museum) overlooking the port. Concerts and events are held at the arena.



7 Foundation Stone for Minato Mirai 21 Project

The foundation stone which had been anchored in the sea at the cornerstone-laying ceremony to pray for the safety of construction and commemorate the start of the construction in 1984 was later reclaimed and placed here.



8 Lawn square

Why don't you relax on the open green lawns? The square is located on the rooftop of Yokohama Port Museum.



9 Training center

Available for meetings and seminars. (Advance reservations and payment are required.)



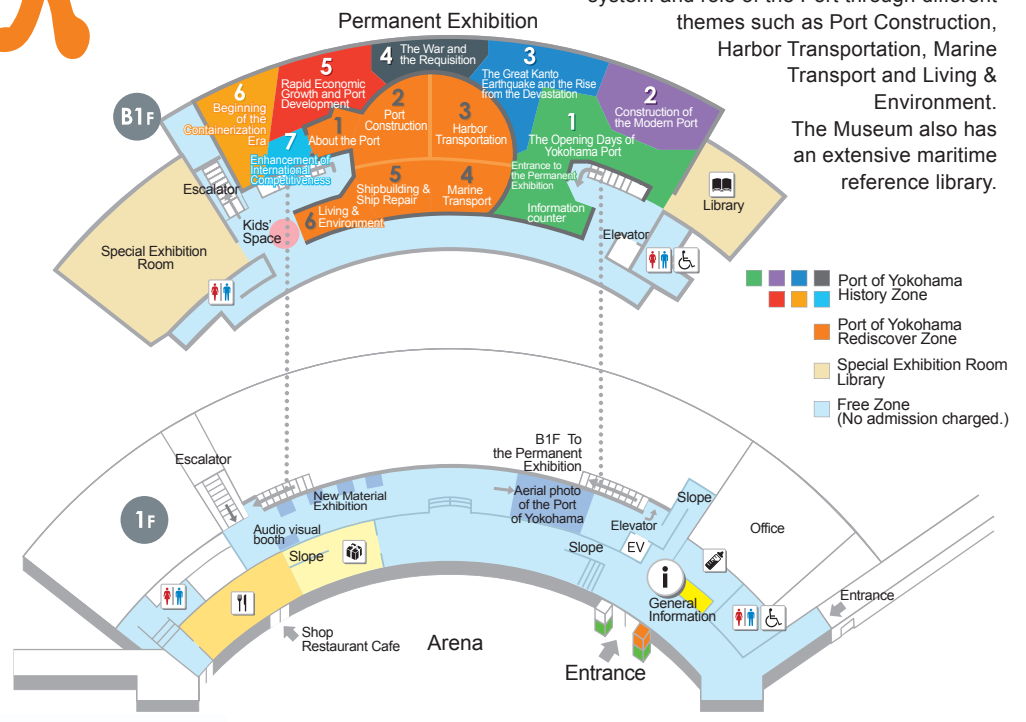
10 Tower building (Observation building)

You can enjoy a splendid view of Minato Mirai 21 District.

Yokohama Port Museum



Permanent Exhibits consist of two zones; "Port of Yokohama History Zone" and "Port of Yokohama Rediscover Zone". The History Zone looks back at the seven periods of the 150 years of the Port's history and the Rediscovery Zone explores the system and role of the Port through different themes such as Port Construction, Harbor Transportation, Marine Transport and Living & Environment. The Museum also has an extensive maritime reference library.



Port of Yokohama History Zone

2 Screw pile used for Osanbashi

A cast iron screw pile that supported Osanbashi Pier for nearly a hundred years since 1894.



2 Osanbashi Pier

Osanbashi Pier in 1897-1907. The first pier constructed in the Port of Yokohama.



3 Cargo-passenger ship ARGENTINA MARU model
1939 A typical cargo-passenger ship on the South America and Around-the-World routes before WWII.



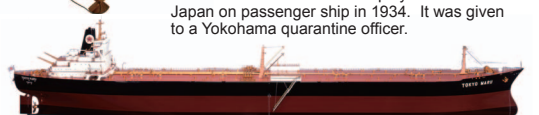
Operation simulator of ship in Yokohama port

The full-scale simulator that allows you to discover how to maneuver and bring the major cruise ship into the real image of the Port of Yokohama.



3 Folding fan with autographs of American baseball players

The folding fan with autographs of Babe Ruth and other American baseball players who visited Japan on passenger ship in 1934. It was given to a Yokohama quarantine officer.



5 Crude oil tanker TOKYO MARU model
1966 Large tanker that was constructed in Yokohama during the rapid economic growth period.

Port of Yokohama Rediscover Zone


1 About the Port



Profile of the Port

You can learn about the Port by touching the large multi-touch screen.

2 Port Construction



Minami Honmoku MC-3 Container Terminal Model

The section introduces the construction and structure of the Minami Honmoku container terminal.

3 Harbor Transportation



Vanning

Enjoy the reproduction of the operation at the port.