

# SOMALIA



© UNICEF Somalia/2012/Dhayi

## STATISTICAL COUNTRY PROFILE ON FEMALE GENITAL MUTILATION/CUTTING

Female genital mutilation/cutting (FGM/C) refers to “all procedures involving partial or total removal of the female external genitalia or other injury to the female genital organs for non-medical reasons.”<sup>1</sup> At least 125 million girls and women alive today have been cut in the 29 countries in Africa and the Middle East where FGM/C is concentrated. As many as 30 million girls are at risk of being cut before their 15th birthday if current trends continue. FGM/C is a violation of girls’ and women’s human rights and is condemned by many international treaties and conventions, as well as by national legislation in many countries. Yet, where it is practiced FGM/C is performed in line with tradition and social norms to ensure that girls are socially accepted and marriageable, and to uphold their status and honour and that of the entire family. UNICEF works with government and civil society partners towards the elimination of FGM/C in countries where it is still practised.

1. World Health Organization, *Eliminating Female Genital Mutilation: An interagency statement*, WHO, UNFPA, UNICEF, UNIFEM, OHCHR, UNHCR, UNECA, UNESCO, UNDP, UNAIDS, WHO, Geneva, 2008, p. 4.

No national decree/legislation banning FGM/C

### KEY STATISTICS ON WOMEN’S STATUS

**8%** of women 20-24 years old married or in union before age 15

**45%** of women 20-24 years old married or in union before age 18

**25%** of women 15-24 years old that are able to read a short simple statement about everyday life

**76%** of ever-married women 15-49 years old think that a husband/partner is justified in hitting/beatting his wife under certain circumstances

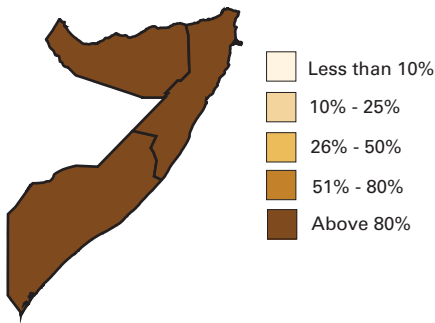
**15%** of women 15-49 years old in union currently using any contraceptive method

Source: MICS 2006

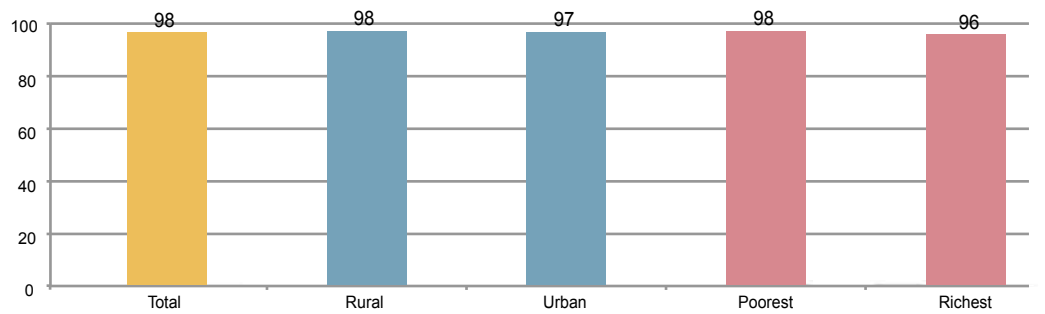
## HOW WIDESPREAD IS THE PRACTICE?

### FGM/C is nearly universal among girls and women in Somalia

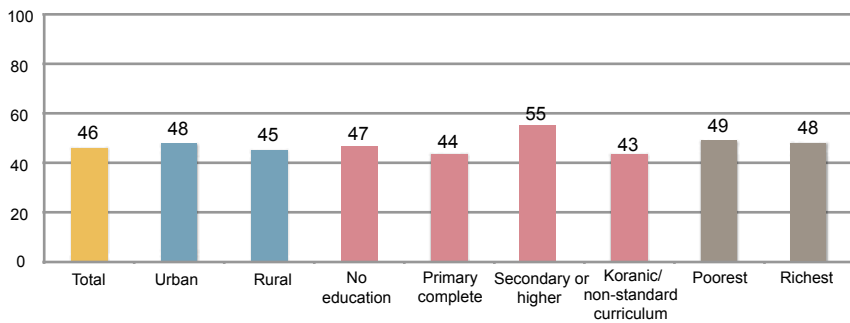
Percentage of girls and women aged 15 to 49 years who have undergone FGM/C, by region



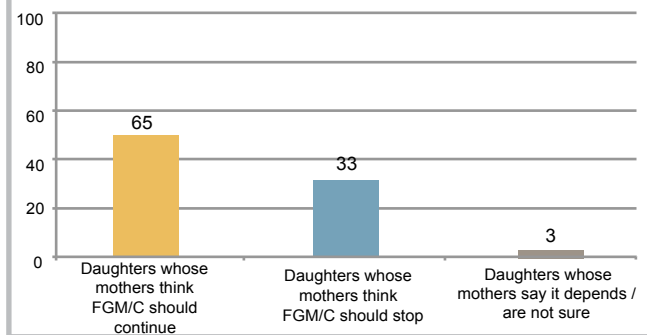
Percentage of girls and women aged 15 to 49 years who have undergone FGM/C, by residence and household wealth quintile



Percentage of girls and women aged 15 to 49 years with at least one living daughter who has undergone FGM/C, by residence, mother's education and household wealth quintile



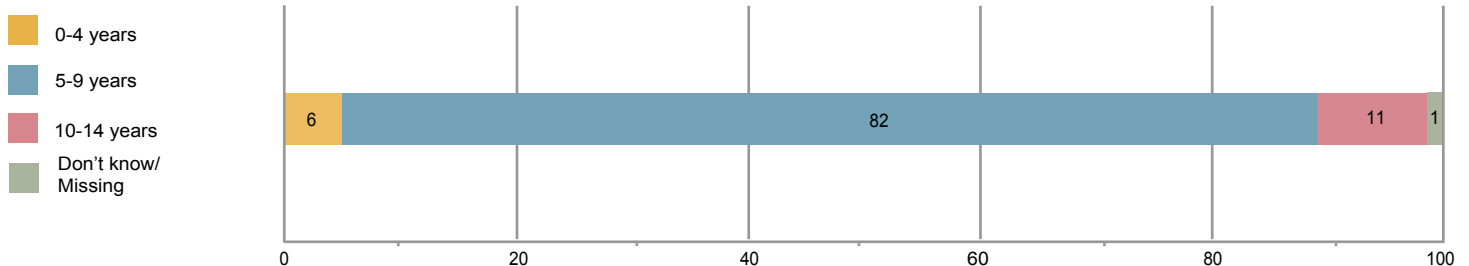
Among daughters of cut girls and women, the percentage of those who have undergone FGM/C, by mothers' attitudes about whether the practice should continue



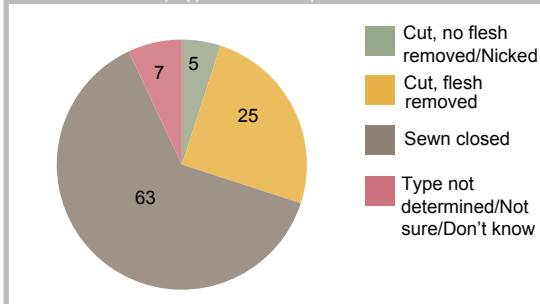
## WHEN AND HOW IS FGM/C PERFORMED?

### The vast majority of girls experience the practice between the ages of 5 and 9, and more than half undergo the most severe form of FGM/C

Percentage distribution of girls and women aged 15 to 49 years with at least one living daughter who has undergone FGM/C, by age at which cutting occurred



Percentage distribution of girls and women aged 15 to 49 years with at least one living daughter who has undergone FGM/C, by type of FGM/C performed

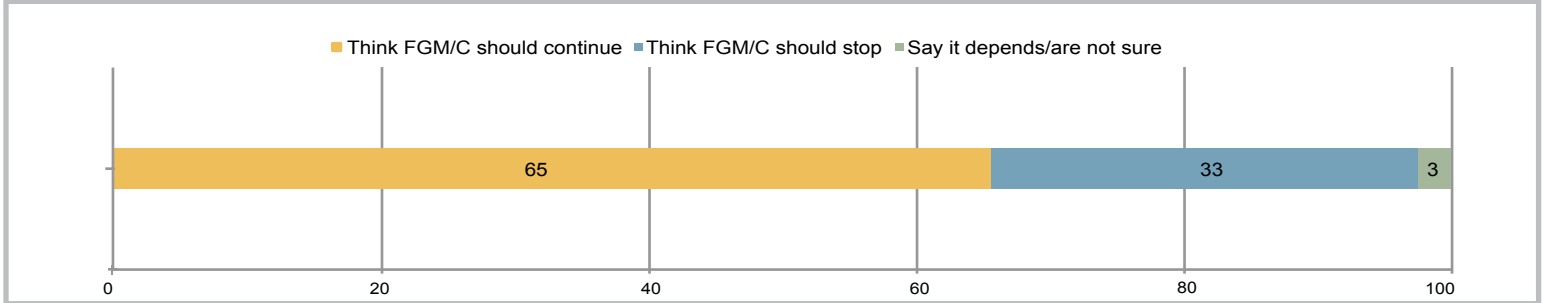


Notes: The boundaries and the names shown and the designations used on the map do not imply official endorsement or acceptance by the United Nations. Only categories with 25 or more unweighted cases are presented. Due to rounding, some of the data presented may not add up to 100 per cent. There is no ethnicity or religion data for Somalia.

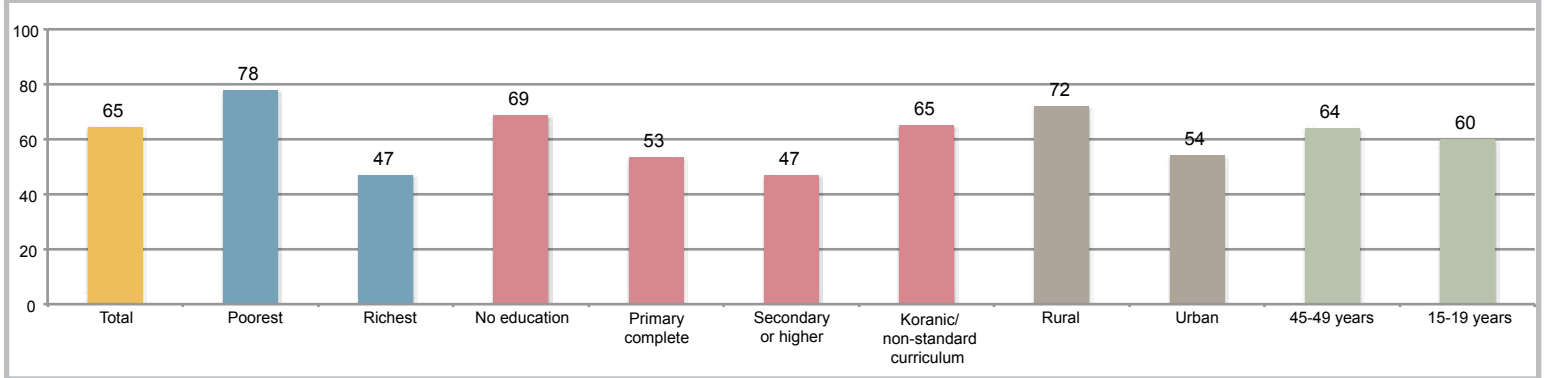
# WHAT ARE THE PREVAILING ATTITUDES TOWARDS FGM/C?

## Almost two thirds of girls and women think the practice should continue

Percentage of girls and women aged 15 to 49 years who have heard about FGM/C, by their attitudes about whether the practice should continue



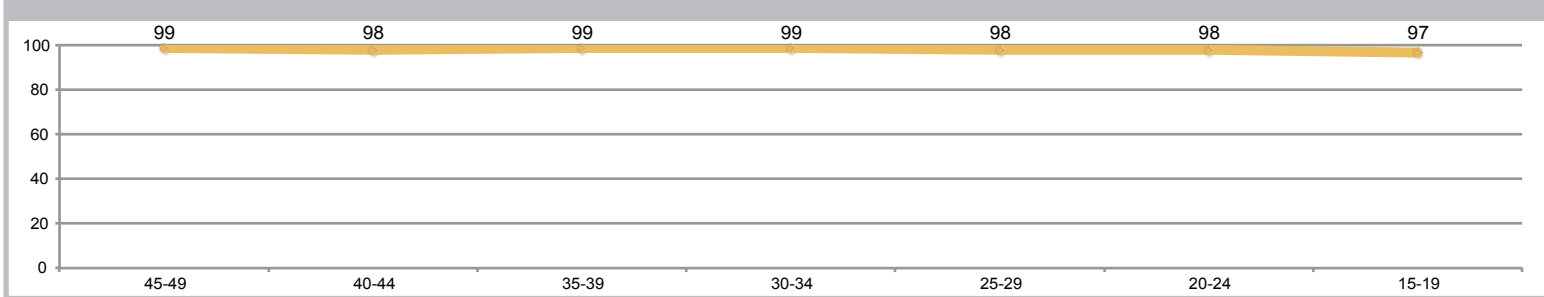
Percentage of girls and women aged 15 to 49 years who have heard about FGM/C and think the practice should continue, by household wealth quintile, education, residence and age



# IS THE PRACTICE OF FGM/C CHANGING?

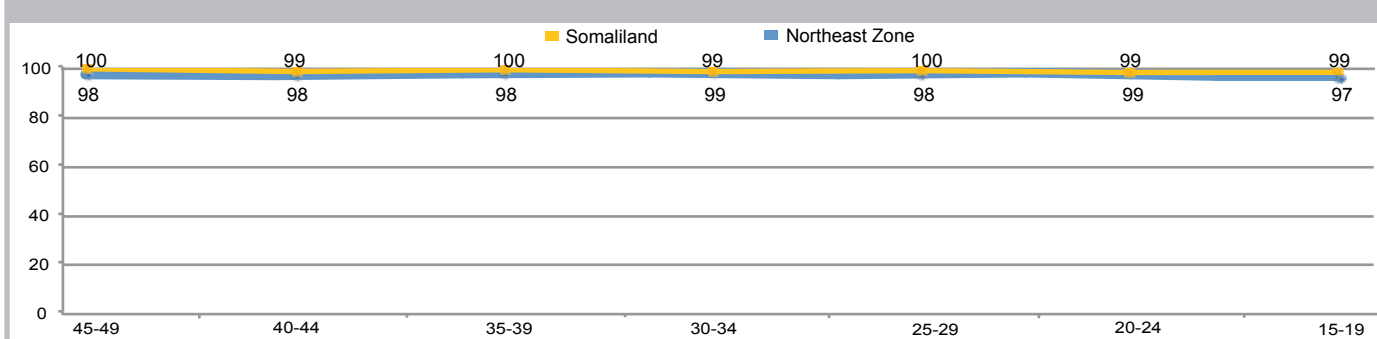
## There has been no change in the prevalence of FGM/C over time

Percentage of girls and women aged 15 to 49 years who have undergone FGM/C, by current age



Source for all of the above charts: MICS 2006

In Northeast Zone and Somaliland, percentage of girls and women aged 15 to 49 who have undergone FGM/C, by age groups



Notes: N/A = not available. There are no ethnicity data for Somalia. In Somalia, questions on FGM/C were included in the 2011 MICS conducted separately in the Northeast Zone (also referred to as Puntland) and Somaliland. Data are preliminary and do not allow for the calculation of national figures.

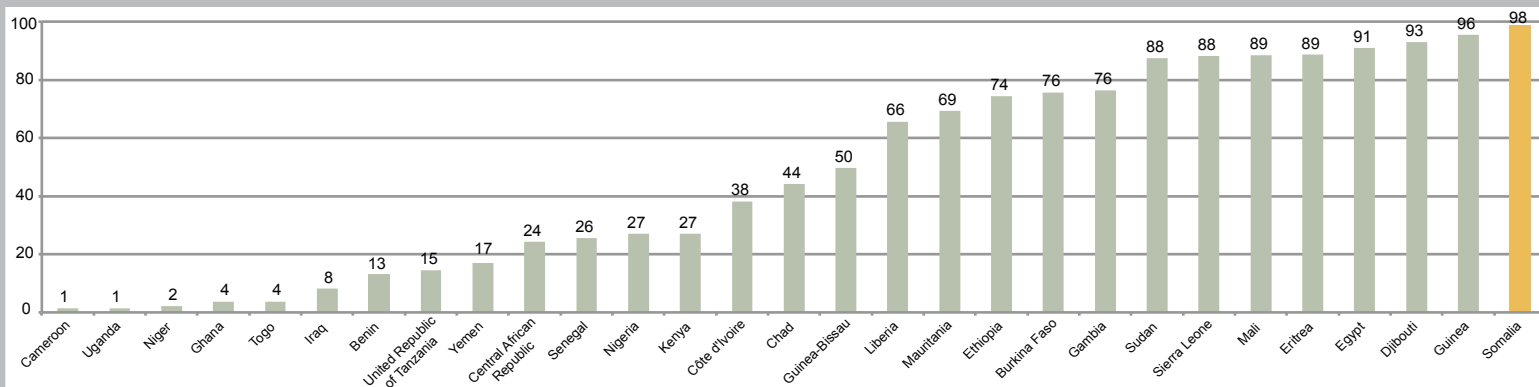
Source: MICS 2011

# SOMALIA

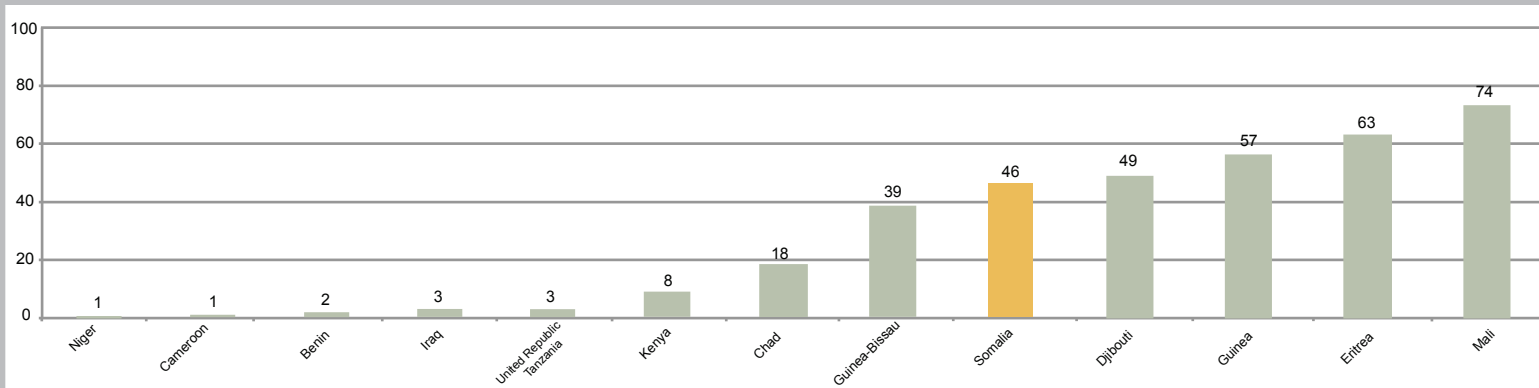


## INTER-COUNTRY STATISTICAL OVERVIEW

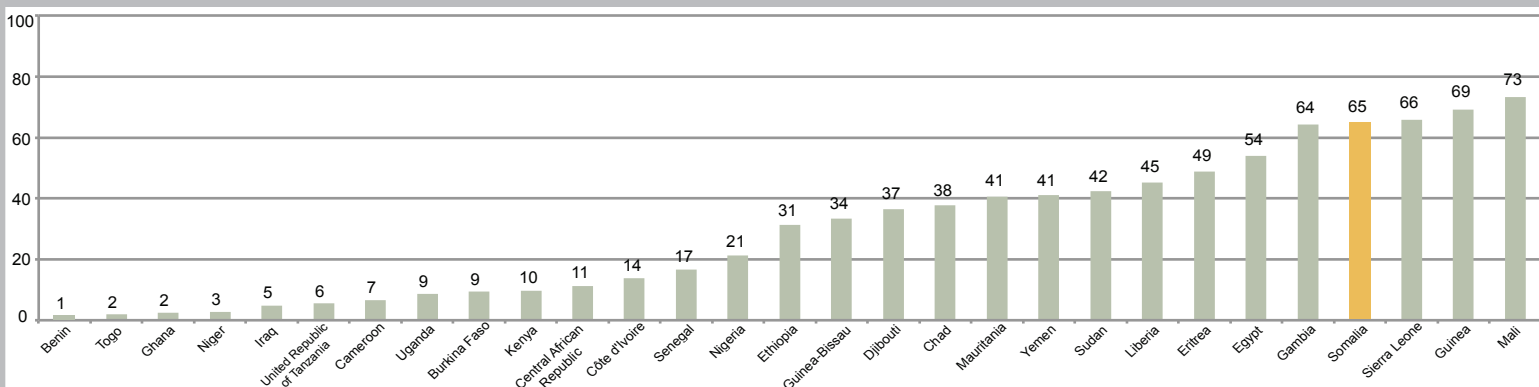
Percentage of girls and women aged 15 to 49 years who have undergone FGM/C



Percentage of girls and women aged 15 to 49 years with at least one living daughter who has undergone FGM/C



Percentage of girls and women aged 15 to 49 years who have heard about FGM/C and think the practice should continue



Notes: Data on attitudes for Yemen refer to ever-married girls and women. In Liberia, girls and women who have heard of the Sande society were asked whether they were members; this provides indirect information on FGM/C since it is performed during initiation into the society. Data on daughters for Iraq refer to ever-married girls and women with at least one daughter who has undergone FGM/C. Data on attitudes for Ghana are from MICS 2006, for Nigeria from DHS 2008, and for Sierra Leone from DHS 2008 as data from the most recently available MICS surveys are not comparable. In Liberia, only cut girls and women were asked about their attitudes towards FGM/C; since girls and women from practising communities are more likely to support the practice, the level of support in this country as captured by the DHS 2007 is higher than would be anticipated had all girls and women been asked their opinion.

Sources: DHS, MICS, National Social Protection Monitoring Survey and SHHS, 1997-2012

Released December 2013



These country profiles were made possible through core funding to UNICEF and financial assistance of the European Union. The contents of these country profiles are the sole responsibility of UNICEF and can in no way reflect the views of the European Union.

The Data and Analytics Section gratefully acknowledges inputs shared by UNICEF country offices.

**FOR MORE INFORMATION**  
 Data and Analytics Section - Division of Policy and Strategy  
 UNICEF, 3 UN Plaza, New York, 10017  
 Website: [www.childinfo.org](http://www.childinfo.org) Email: [childinfo@unicef.org](mailto:childinfo@unicef.org)