

Overview

# Human Development Report **2016**



**Human Development for Everyone**



The 2016 Human Development Report is the latest in the series of global Human Development Reports published by the United Nations Development Programme (UNDP) since 1990 as independent, analytically and empirically grounded discussions of major development issues, trends and policies.

Additional resources related to the 2016 Human Development Report can be found online at <http://hdr.undp.org>, including digital versions of the Report and translations of the overview in more than 20 languages, an interactive web version of the Report, a set of background papers and think pieces commissioned for the Report, interactive maps and databases of human development indicators, full explanations of the sources and methodologies used in the Report's composite indices, country profiles and other background materials as well as previous global, regional and national Human Development Reports. The 2016 Report and the best of Human Development Report Office content, including publications, data, HDI rankings and related information can also be accessed on Apple iOS and Android smartphones via a new and easy to use mobile app.



The cover reflects the basic message that human development is for everyone—in the human development journey no one can be left out. Using an abstract approach, the cover conveys three fundamental points. First, the upward moving waves in blue and whites represent the road ahead that humanity has to cover to ensure universal human development. The different curvature of the waves alerts us that some paths will be more difficult and sailing along those paths will not be easy, but multiple options are open. Second, in this journey some people will be ahead, but some will be lagging behind. Those lagging behind will need helping hands from those who are ahead. The gestures of the two hands reflect that spirit of human solidarity. Third, the two colours—green and blue—and the hands at the top—convey that universal human development requires a balance among planet, peace and people.

Copyright © 2016  
By the United Nations Development Programme  
1 UN Plaza, New York, NY 10017 USA

All rights reserved. No part of this publication may be reproduced, stored in a retrieval system or transmitted, in any form or by means, electronic, mechanical, photocopying, recording or otherwise, without prior permission.

Printed in Canada, by the Lowe-Martin Group, on Forest Stewardship Council certified and elemental chlorine-free papers. Printed using vegetable-based ink.

**[FSC LOGO WILL BE INSERTED HERE]**

Editing and production: Communications Development Incorporated, Washington DC, USA  
Information design and data visualization: Quinn Information Design and Human Development Report Office  
Cover design: Phoenix Design Aid

For a list of any errors and omissions found subsequent to printing, please visit our website at <http://hdr.undp.org>

## Overview

# Human Development Report 2016

---

## Human Development for Everyone



Published for the  
United Nations  
Development  
Programme  
(UNDP)

*Empowered lives.  
Resilient nations.*

# Human Development Report 2016 Team

## **Director and lead author**

Selim Jahan

## **Deputy director**

Eva Jespersen

## **Research and statistics**

Shantanu Mukherjee (Team Leader), Milorad Kovacevic (Chief Statistician), Botagoz Abdreyeva, Astra Bonini, Cecilia Calderon, Christelle Cazabat, Yu-Chieh Hsu, Christina Lengfelder, Patrizia Luongo, Tanni Mukhopadhyay, Shivani Nayyar and Heriberto Tapia

## **Production and web**

Admir Jahic and Dharshani Seneviratne

## **Outreach and communications**

Jon Hall, Sasa Lucic, Jennifer O'Neil Oldfield and Anna Ortubia

## **Operations and administration**

Sarantuya Mend (Operations Manager), Fe Juarez Shanahan and May Wint Than



# Foreword

Human development is all about human freedoms: freedom to realize the full potential of every human life, not just of a few, nor of most, but of all lives in every corner of the world—now and in the future. Such universalism gives the human development approach its uniqueness.

However, the principle of universalism is one thing; translating it into practice is another. Over the past quarter-century there has been impressive progress on many fronts in human development, with people living longer, more people rising out of extreme poverty and fewer people being malnourished. Human development has enriched human lives—but unfortunately not all to the same extent, and even worse, not every life.

It is thus not by chance but by choice that world leaders in 2015 committed to a development journey that leaves no one out—a central premise of the 2030 Agenda. Mirroring that universal aspiration, it is timely that the 2016 Human Development Report is devoted to the theme of human development for everyone.

The Report begins by using a broad brush to paint a picture of the challenges the world faces and the hopes humanity has for a better future. Some challenges are lingering (deprivations), some are deepening (inequalities) and some are emerging (violent extremism), but most are mutually reinforcing. Whatever their nature or reach, these challenges have an impact on people's well-being in both present and future generations.

At the same time, however, the Report reminds us what humanity has achieved over the past 25 years and gives us hope that further advances are possible. We can build on what we have achieved, we can explore new possibilities to overcome challenges and we can attain what once seemed unattainable. Hopes are within our reach to realize.

Given that broader context, the Report then raises two fundamental questions: who has been left out in progress in human development and how and why did that happen. It emphasizes that poor, marginalized and vulnerable groups—including ethnic minorities, indigenous peoples, refugees and

migrants—are being left furthest behind. The barriers to universalism include, among others, deprivations and inequalities, discrimination and exclusion, social norms and values, and prejudice and intolerance. The Report also clearly identifies the mutually reinforcing gender barriers that deny many women the opportunities and empowerment necessary to realize the full potential of their lives.

To ensure human development for everyone, the Report asserts that merely identifying the nature of and the reasons for the deprivation of those left out is not enough. Some aspects of the human development analytical framework and assessment perspectives must be brought to the fore to address issues that prevent universal human development. For example, human rights and human security, voice and autonomy, collective capabilities and the interdependence of choices are key for the human development of those currently left out. Similarly, quality of human development outcomes and not only quantity, going beyond the averages and disaggregating statistics (particularly gender-disaggregation)—must be considered to assess and ensure that human development benefits reach everyone.

The Report forcefully argues that caring for those left out requires a four-pronged policy strategy at the national level: reaching those left out using universal policies (for example, inclusive growth, not mere growth), pursuing measures for groups with special needs (for example, persons with disabilities), making human development resilient and empowering those left out.

The Report rightly recognizes that national policies need to be complemented by actions at the global level. It addresses issues related to the mandate, governance structures and work of global institutions. It draws our attention to the fact that even though we have grown accustomed to heated debates winding up in gridlock at the national, regional and global levels, underneath the rumble of all that, consensus has been emerging around many global challenges to ensure a sustainable world for future generations. The landmark Paris

Agreement on climate change, which recently came into force, bears testimony to this. What was once deemed unthinkable must now prove to be unstoppable.

The Report complements the 2030 Agenda by sharing the principle of universalism and by concentrating on such fundamental areas as eliminating extreme poverty, ending hunger and highlighting the core issue of sustainability. The human development approach and the 2030 Agenda can be mutually reinforcing by contributing to the narrative of each other, by exploring how human development and Sustainable Development Goal indicators can complement each other and by being a forceful advocacy platform for each other.

We have every reason to hope that transformation in human development is possible.

What seem to be challenges today can be overcome tomorrow. The world has fewer than 15 years to achieve its bold agenda of leaving no one out. Closing the human development gap is critical, as is ensuring the same, or even better, opportunities for future generations. Human development has to be sustained and sustainable and has to enrich every human life so that we have a world where all people can enjoy peace and prosperity.



Helen Clark

*Administrator*

United Nations Development Programme



# Acknowledgements

The 2016 Human Development Report is the product of the Human Development Report Office (HDRO) at the United Nations Development Programme (UNDP).

The findings, analysis and policy recommendations of the Report are those of HDRO alone and cannot be attributed to UNDP or to its Executive Board. The UN General Assembly has officially recognized the Human Development Report as “an independent intellectual exercise” that has become “an important tool for raising awareness about human development around the world.”

We owe a lot to Nobel Laureate Professor Amartya Sen for his continued inspirational intellectual advice, guidance and thoughts. HDRO is also privileged to receive a series of contributions by eminent people and organizations. Particular appreciation is due for the signed contributions from Professor Dan Ariely (James B. Duke Professor of Psychology and Behavioral Economics at Duke University), Carol Bellamy (chair of the Governing Board of the Global Community Engagement and Resilience Fund and former executive director of the United Nations Children’s Fund), Mirna Cunningham Kain (Nicaraguan Miskitu, indigenous peoples rights activist and former chairperson of the United Nations Permanent Forum on Indigenous Issues), Olafur Eliasson (artist and founder of Little Sun), Melinda Gates (co-chair of the Bill & Melinda Gates Foundation), Dr. Angela Merkel (chancellor of the Federal Republic of Germany) and Juan Manuel Santos (president of Colombia and 2016 Nobel Peace Prize Laureate). We are especially thankful to Martin Santiago and the UNDP Country Office in Colombia for facilitating President Santos’s contribution.

Appreciation is also extended for contributions from the following authors: Paul Anand, Ayesha Banu, Flavio Comim, Giovanni Andrea Cornia, Juliana Martinez Franzoni, Stephany Griffith-Jones, Irene Khan, Peter Lunenborg, Manuel Montes, Siddiqur Osmani, Enrique Peruzzotti, Robert Pollin,

Diego Sanchez-Ancochea, Anuradha Seth, Frances Stewart and Florencia Torche.

We are thankful for think pieces contributed by Oscar A. Gomez, Sachiko G. Kamidohzono and Ako Muto of the Japan International Cooperation Agency Research Institute; Mara Simane of the Cross Sectoral Coordination Centre of the Latvia Cabinet of Ministers; and HOPE XXL, a civil society organization. Two UNDP Global Policy Centres—one in Seoul on global development partnerships and one in Nairobi on resilient ecosystems and desertification—contributed think pieces to the Report, and our thanks go to Balazs Hovarth and Anne-Gertraude Juepner.

Invaluable insights and guidance were received from a distinguished Advisory Panel: Olu Ajakaiye, Magdalena Sepúlveda Carmona, Giovanni Andrea Cornia, Diane Elson, Heba Handoussa, Richard Jolly, Ravi Kanbur, Yasushi Katsuma, Ella Libanova, Justin Yifu Lin, Leticia Merino, Solita Monsod, Onalenna Doo Selolwane and Frances Stewart.

For providing expert advice on methodologies and data choices related to the calculation of the Report’s human development indices, we would also like to thank the Report’s Statistical Advisory Panel members: Lisa Grace S. Bersales, Albina Chuwa, Koen Decancq, Enrico Giovannini, Pascual Gerstenfeld, Janet Gornick, Gerald Haberkorn, Haishan Fu, Robert Kirkpatrick, Jaya Krishnakumar and Michaela Saisana.

The Report’s composite indices and other statistical resources rely on the expertise of the leading international data providers in their specialized fields, and we express our gratitude for their continued collegial collaboration with the HDRO. To ensure accuracy and clarity, the statistical analysis has benefited from discussions of statistical issues with Gisela Robles Aguilar, Sabina Alkire, Kenneth Hartggen and Nicolas Fasel and his team from the Office of the United Nations High Commissioner for Human Rights.

The consultations held during the preparation of the Report relied on the generous support of many institutions and individuals

who are too numerous to mention here (participants and partners are listed at <http://hdr.undp.org/2016-report/consultations>). Formal multistakeholder consultations were held between April and September 2016 in Geneva, Paris, Istanbul, Nairobi, Singapore and Panama. We are grateful to the UNDP Office in Geneva, the Organisation for Economic Co-operation and Development and UNDP regional service centres and global policy centres for organizing these consultations and in particular to Rebeca Arias, Max Everest-Phillips, Anne-Gertraude Juepner, Alexis Laffittan, Marcos Neto and Maria Luisa Silva. Informal consultations were also held on the side of the launch of the 2015 Human Development Report in Beijing, Bonn, Colombo, Dhaka, Helsinki, London, Manila, Reykjavik and Vienna. Contributions, support and assistance from partnering institutions, including UNDP regional bureaus and country offices, are acknowledged with much gratitude.

Special thanks are extended to UNDP colleagues who constituted the Readers Group for the Report: Mandeep Dhaliwal, Priya Gajraj, George Ronald Gray, Anne-Gertraude Juepner, Sheila Marnie, Ayodele Odusola, Thangavel Palanivel, Sarah Poole, Mounir Tabet, Claire Van der Vaeren and Claudia Vinay. The political read of the Report was done by Patrick Keuleers, Luciana Mermet and Nicholas Rosellini, and their advice is thankfully acknowledged.

Former HDRO colleagues and friends of the Report, including Moez Doraid, Sakiko Fukuda-Parr, Terry McKinley, Saraswathi Menon, Siddiqur Osmani, Stefano Pettinato and David Stewart, were kind enough to spend

a day with us and share their insights, views and experiences, which are invaluable.

We further benefited on Report-related topics from discussions with and inputs from Saamah Abdallah, Helmut K. Anheier, Michelle Breslauer, Cosmas Gitta, Ronald Mendoza, Eugenia Piza-Lopez, Julia Raavad, Diane Sawyer and Oliver Schwank. We would like to thank members of the public who participated in online surveys for Report-related topics on our website.

Several talented young people contributed to the Report as interns: Ellen Hsu, Mohammad Taimur Mustafa, Abedin Rafique, Jeremías Rojas, Prerna Sharma, Weijie Tan and Danielle Ho Tan Yau. They deserve recognition for their dedication and contributions.

We are grateful for the highly professional editing and production by Communications Development Incorporated—led by Bruce Ross-Larson, with Joe Caponio, Mike Crumplar, Christopher Trott and Elaine Wilson—and designers Gerry Quinn and Phoenix Design Aid.

Most of all, on a personal note, I am, as always, profoundly grateful to UNDP Administrator Helen Clark for her leadership and vision as well as her commitment to the cause of human development and her solid support to our work. My thanks also go to the entire HDRO team for their dedication in producing a report that strives to further the advancement of human development.



Selim Jahan

*Director*

Human Development Report Office



# Contents of the 2016 Human Development Report

Foreword

Acknowledgements

Overview

## CHAPTER 1

### Human development—achievements, challenges and hopes

The achievements we have made

The challenges we face

The hopes we have

The human development approach and the 2030 Agenda

## CHAPTER 2

### Universalism—from principles to practice

Momentum towards universalism

Beyond averages—using the family of human development indices

A look at disadvantaged groups

Deprivations in human development as a dynamic process

Barriers to universalism

Breaking down barriers

## CHAPTER 3

### Reaching everyone—analytical and assessment issues

What aspects need to be analysed

Checking whether progress in human development reaches everyone—assessment requirements

## CHAPTER 4

### Caring for those left out—national policy options

Reaching those left out using universal policies

Pursuing measures for groups with special needs

Making human development resilient

Empowering those left out

Conclusion

## CHAPTER 5

### Transforming global institutions

Structural challenges in global institutions

Options for institutional reform

Conclusion

## CHAPTER 6

### Human development for everyone—looking forward

Human development for everyone—an action agenda

Human development for everyone—future substantive work

Conclusion

Notes

References

## STATISTICAL ANNEX

### Readers guide

#### Statistical tables

1. Human Development Index and its components
2. Human Development Index trends, 1990–2015
3. Inequality-adjusted Human Development Index
4. Gender Development Index
5. Gender Inequality Index
6. Multidimensional Poverty Index: developing countries
7. Population trends
8. Health outcomes
9. Education achievements
10. National income and composition of resources
11. Work and employment
12. Human security
13. International integration
14. Supplementary indicators: perceptions of well-being
15. Status of fundamental human rights treaties

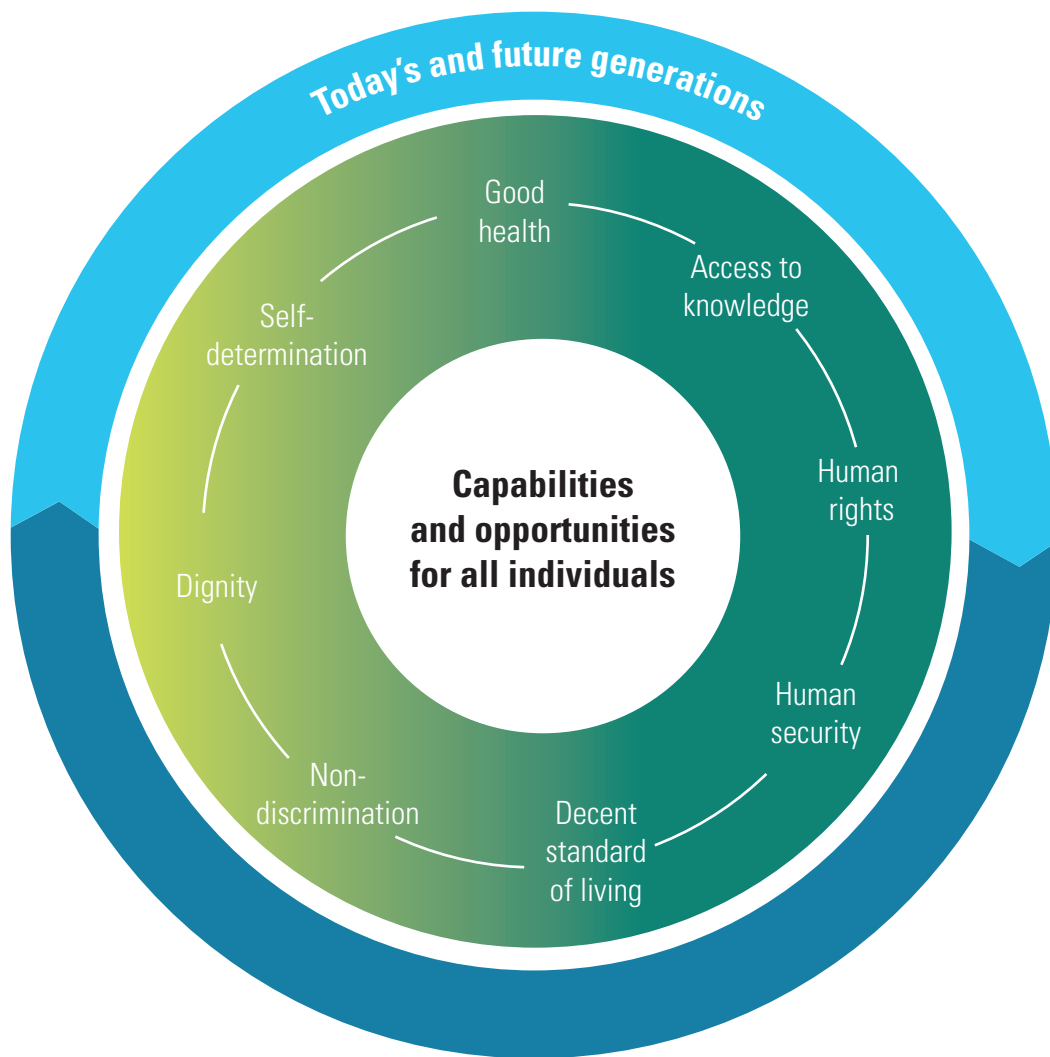
#### Human development dashboards

1. Life-course gender gap
2. Sustainable development

Regions

Statistical references

# Infographic 1 Human development for everyone





# Overview

## Human development for everyone

Over the past quarter-century the world has changed—and with it the development landscape. New countries have emerged, and our planet is now home to more than 7 billion people, one in four of them young.<sup>1</sup> The geopolitical scenario has also changed, with developing countries emerging as a major economic force and political power. Globalization has integrated people, markets and work, and the digital revolution has changed human lives.

Progress in human development has been impressive over the past 25 years. People now live longer, more children are in school and more people have access to basic social services.<sup>2</sup> The Millennium Declaration and the Millennium Development Goals—global commitments at the turn of the century to end basic human deprivations within 15 years—added to the momentum.

Yet human development has been uneven, and human deprivations persist. Progress has bypassed groups, communities, societies—and people have been left out. Some have achieved only the basics of human development, and some not even that. And new development challenges have emerged, ranging from inequalities to climate change, from epidemics to desperate migration, from conflicts to violent extremism.

The 2016 Human Development Report focuses on how human development can be ensured for everyone—now and in the future (see infographic 1 on the facing page). It starts with an account of the achievements, challenges and hopes for human progress, envisioning where humanity wants to go. Its vision draws from and builds on the 2030 Agenda for Sustainable Development that the 193 member states of the United Nations endorsed last year and the 17 Sustainable Development Goals that the world has committed to achieve.<sup>3</sup>

The Report explores who has been left out in the progress in human development and why. It argues that to ensure human development for everyone, a mere mapping of the nature and location of deprivations is not enough. Some aspects of the human development approach and assessment perspectives have to be brought to the fore. The Report also identifies the national policies and key strategies that will enable every human being to achieve

basic human development and to sustain and protect the gains. And addressing the structural challenges of the current global system, it presents options for institutional reforms.

### Key messages

---

This Report conveys five basic messages:

- Universalism is key to human development, and human development for everyone is attainable.
- Various groups of people still suffer from basic deprivations and face substantial barriers to overcoming them.
- Human development for everyone calls for refocusing some analytical issues and assessment perspectives.
- Policy options exist and, if implemented, would contribute to achieving human development for everyone.
- A reformed global governance, with fairer multilateralism, would help attain human development for everyone.

### Human development is all about enlarging freedoms for every human being

---

Human development is about enlarging freedoms so that all human beings can pursue choices that they value. Such freedoms have two fundamental aspects—freedom of well-being, represented by functionings and capabilities, and freedom of agency, represented by voice and autonomy (figure 1).

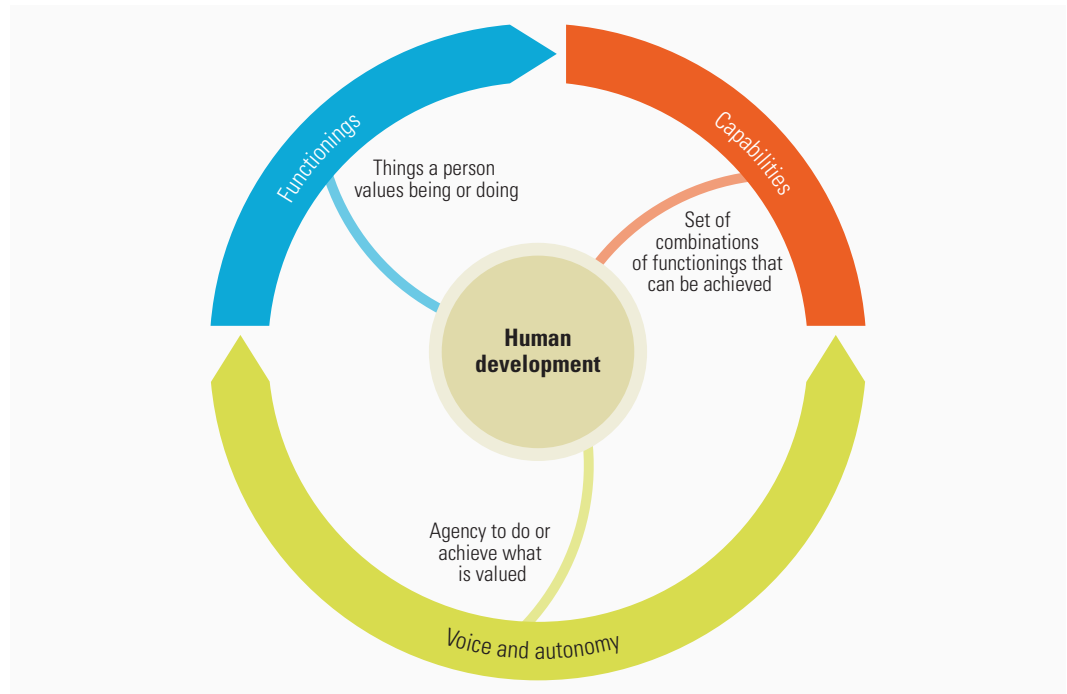
- Functionings are the various things a person may value being and doing—such as being happy, adequately nourished and in good

---

Universalism is key to human development, and human development for everyone is attainable

FIGURE 1

### Human development—the analytical approach



Source: Human Development Report Office.

Human development focuses on the richness of human lives rather than on the richness of economies

health, as well as having self-respect and taking part in the life of the community.

- Capabilities are the various sets of functionings (beings and doings) that a person can achieve.
- Agency is related to what a person is free to do and achieve in pursuit of whatever goals or values he or she regards as important.

Both types of freedoms are absolutely necessary for human development.

The first Human Development Report, in 1990, presented human development as

a people-centred approach to development (box 1).<sup>4</sup> The human development approach shifted the development discourse from pursuing material opulence to enhancing human well-being, from maximizing income to expanding capabilities, from optimizing growth to enlarging freedoms. It focused on the richness of human lives rather than on simply the richness of economies, and doing so changed the lens for viewing development results (box 2).

### BOX 1

#### Human development—a comprehensive approach

Human development is a process of enlarging people's choices. But human development is also the objective, so it is both a process and an outcome. Human development implies that people must influence the processes that shape their lives. In all this, economic growth is an important means to human development, but not the end.

Human development is the development of the people through building human capabilities, by the people through active participation in the processes that shape their lives and for the people by improving their lives. It is broader than other approaches, such as the human resource approach, the basic needs approach and the human welfare approach.

Source: Human Development Report Office.

## Measuring human development

The composite Human Development Index (HDI) integrates three basic dimensions of human development. Life expectancy at birth reflects the ability to lead a long and healthy life. Mean years of schooling and expected years of schooling reflect the ability to acquire knowledge. And gross national income per capita reflects the ability to achieve a decent standard of living.

To measure human development more comprehensively, the Human Development Report also presents four other composite indices. The Inequality-adjusted HDI discounts the HDI according to the extent of inequality. The Gender Development Index compares female and male HDI values. The Gender Inequality Index highlights women's empowerment. And the Multidimensional Poverty Index measures nonincome dimensions of poverty.

Source: Human Development Report Office.

The human development approach also provided the analytical bedrock of the Millennium Declaration and the Millennium Development Goals—the timebound development objectives and targets agreed on in 2000 by 189 heads of states and governments to reduce basic human poverty by 2015. And it informed and influenced the 2030 Agenda and the Sustainable Development Goals.

## Human development for everyone is attainable

As universalism is the centrepiece of human development, human development must be and can be attained for everyone. The positive evidence is encouraging.

By 2015 the world had achieved some of what seemed to be daunting challenges 25 years ago. Even though the global population increased by 2 billion—from 5.3 billion in 1990 to 7.3 billion in 2015—more than 1 billion people escaped extreme poverty, 2.1 billion gained access to improved sanitation and more than 2.6 billion gained access to an improved source of drinking water.<sup>5</sup>

The global under-five mortality rate was more than halved between 1990 and 2015—from 91 per 1,000 live births to 43. The incidence of HIV, malaria and tuberculosis declined between 2000 and 2015. The proportion of seats held by women in parliaments worldwide rose to 23 percent in 2016—up 6 percentage points over the preceding decade. The global net loss of forested areas fell from 7.3 million hectares a year in the 1990s to 3.3 million during 2010–2015.<sup>6</sup>

Yet, even with all this commendable progress, the world still faces many complex development challenges. Some challenges are lingering (deprivations), some deepening (inequalities) and some emerging (violent extremism). Some are global (gender inequality), some regional (water stress) and some local (natural disasters). Most are mutually reinforcing—climate change reduces food security; rapid urbanization marginalizes the urban poor. Whatever their reach, these challenges have a negative impact on people's well-being.

Despite all these challenges, what humanity has achieved over 25 years gives hope that fundamental changes are possible. In fact, some of the impressive achievements have been in regions or areas that once were lagging. All over the world people are increasingly engaged in influencing the processes that shape their lives. Human ingenuity and creativity have initiated technological revolutions and translated them into the way we work, think and behave.

Gender equality and women's empowerment are now mainstream dimensions of any development discourse. And there is no denying that with an intention to overcome them constructively, space for discussions and dialogues on issues once taboo is slowly opening—as with sexual orientation; discriminations faced by lesbian, gay, bisexual, transgender and intersex people; and female genital mutilation and cutting.

Awareness of sustainability has been growing. The 2030 Agenda and the Paris Agreement on climate change are prime examples. They also show that under the rumble of debate and gridlock, a nascent global consensus is emerging around many global challenges and ensuring a sustainable world for future generations.

What humanity has achieved over 25 years gives hope that fundamental changes are possible. Some of the impressive achievements have been in regions or areas that once were lagging

Closing the human development gaps is critical, but so is ensuring that future generations have the same, or even better, opportunities

All these promising developments give the world the hope that things can be changed and that transformations are possible. The world has less than 15 years to achieve its inspirational agenda to leave no one behind. Closing the human development gaps is critical, but so is ensuring that future generations have the same, or even better, opportunities.

And fulfilling the 2030 Agenda is a critical step towards enabling all people to reach their full potential. In fact, the human development approach and the 2030 Agenda have three common analytical links (figure 2):

- Both are anchored in universalism—the human development approach by emphasizing the enhancement of freedoms for every human being and the 2030 Agenda by concentrating on leaving no one behind.
- Both share the same fundamental areas of focus—eradicating extreme poverty, ending hunger, reducing inequality, ensuring gender equality and so on.

- Both have sustainability as the core principle.

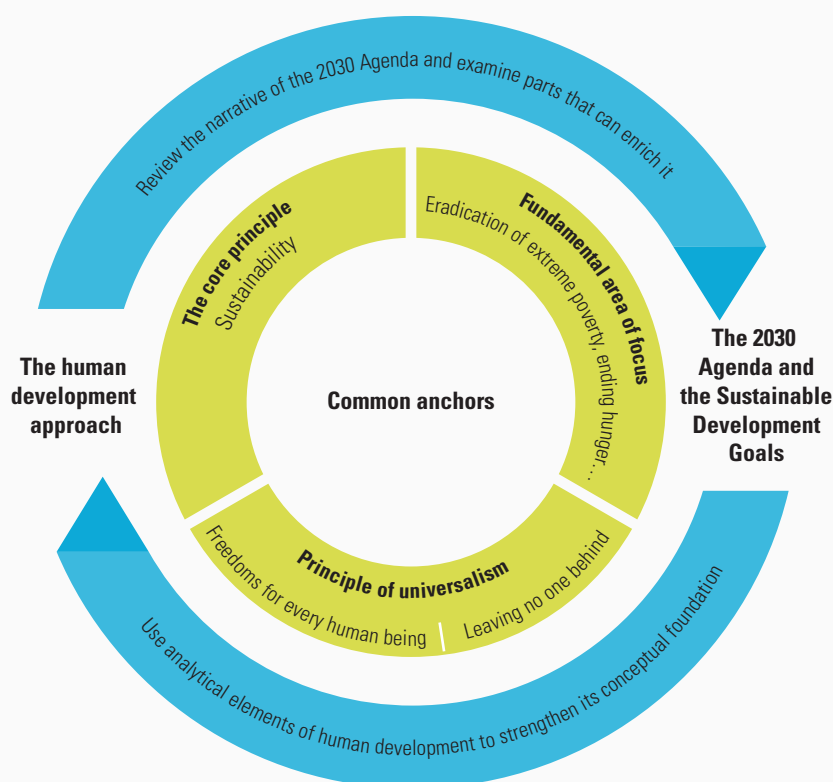
The links among the human development approach, the 2030 Agenda and the Sustainable Development Goals are mutually reinforcing in three ways. First, the 2030 Agenda can see what analytical parts of the human development approach strengthen its conceptual foundation. Similarly, the human development approach can review the narrative of the 2030 Agenda and examine parts that can enrich it.

Second, the Sustainable Development Goal indicators can use the human development indicators in assessing progress towards the Sustainable Development Goals. Similarly, the human development approach can supplement the Sustainable Development Goal indicators with additional indicators.

Third, the Human Development Reports can be an extremely powerful advocacy instrument for the 2030 Agenda and the Sustainable Development Goals. And the Sustainable Development Goals can be a good platform

FIGURE 2

**Analytical links between the human development approach and the 2030 Agenda**



Source: Human Development Report Office.

for the greater visibility of the human development approach and the Human Development Report for the coming years.

## Yet basic deprivations abound among various groups of people

One person in nine in the world is hungry, and one in three is malnourished.<sup>7</sup> About 15 million girls a year marry before age 18, one every two seconds.<sup>8</sup> Worldwide 18,000 people a day die because of air pollution,<sup>9</sup> and HIV infects 2 million people a year.<sup>10</sup> Every minute an average of 24 people are displaced from their home.<sup>11</sup>

Such basic deprivations are common among various groups. Women and girls, ethnic minorities, indigenous peoples, persons with disabilities, migrants—all are deprived in the basic dimensions of human development.

In all regions women have a longer life expectancy than do men, and in most regions girls' expected years of schooling are similar to those of boys. Yet in all regions women consistently have, on average, a lower Human Development Index (HDI) value than do men. The largest difference is in South Asia, where the female HDI value is 20 percent lower than the male HDI value.

There are group-based disadvantages, as shown in Nepal. Brahmins and Chhetris have the highest HDI value (0.538), followed by Janajatis (0.482), Dalits (0.434) and Muslims (0.422). The greatest inequalities are in education, with pronounced long-lasting effects on capabilities.<sup>12</sup>

Shortfalls in basic human development among various groups often persist because of discrimination. Women are particularly discriminated against with respect to opportunities and end up with disadvantaged outcomes (figure 3). In many societies women are discriminated against with respect to productive assets, such as the right to land and property. As a result only 10–20 percent of landholders in developing countries are women.<sup>13</sup>

Ethnic minorities and other groups are often excluded from education, employment and administrative and political positions, resulting in poverty and higher vulnerability to crime, including human trafficking. In 2012, 51 percent of ethnic minorities in Viet Nam were living in

multidimensional poverty, compared with only 17 percent of Kinh or Hoa people, the ethnic majority.<sup>14</sup>

More than 370 million self-identified indigenous peoples in 70 countries also face discrimination and exclusion in the legal framework, in access to education in their own language and in access to land, water, forests and intellectual property rights.<sup>15</sup>

More than a billion people are estimated to live with some form of disability and are among the most marginalized in most societies. They face stigma, discrimination and inaccessible physical and virtual environments.<sup>16</sup>

Today 244 million people live outside their home countries.<sup>17</sup> Many are economic refugees hoping to enhance their livelihoods and send money back home. But many migrants, especially the world's 65 million forcibly displaced people, face extreme conditions—lacking jobs, income and access to health care and social services beyond emergency humanitarian assistance. They often face harassment, animosity and violence in host countries.

Human deprivations are also dynamic. Moving above the low human development threshold does not necessarily ensure that people will be protected from emerging and future threats. Even where people have more choices than before, there may be threats to the security of these choices.

Epidemics, violence, climate change and natural disasters can quickly undermine the progress of those who have moved out of poverty. They can also generate new deprivations. Millions of people around the world are exposed to climate-related natural disasters, droughts and associated food insecurities, subsisting on degraded land.

The deprivations of the current generation can carry over to the next generation. Parents' education, health and income can greatly affect the opportunities available to their children.

## Substantial barriers persist for universal human development

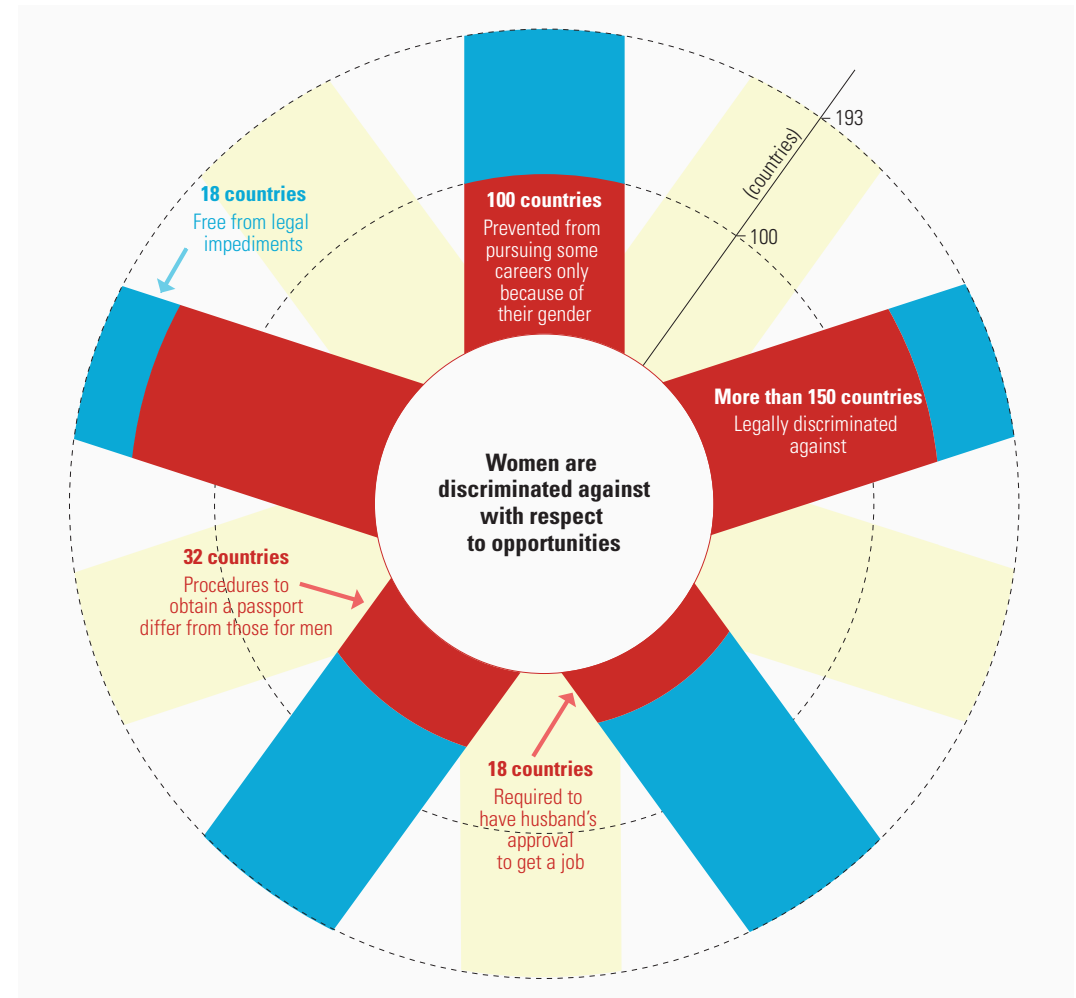
Groups of people who remain deprived may be the most difficult to reach—geographically, politically, socially and economically. Surmounting the barriers may require greater

---

Human deprivations are dynamic. Moving above the low human development threshold does not necessarily ensure that people will be protected from emerging and future threats

FIGURE 3

**Women are discriminated against with respect to opportunities**



Source: Human Development Report Office.

**Realizing universal human development in practice is possible, but the key barriers and forms of exclusion must first be overcome**

fiscal resources and development assistance, continuing gains in technology and better data for monitoring and evaluation.

But some barriers are deeply embedded in social and political identities and relationships—such as blatant violence, discriminatory laws, exclusionary social norms, imbalances in political participation and unequal distribution of opportunities. Overcoming them will require putting empathy, tolerance and moral commitments to global justice and sustainability at the centre of individual and collective choices. People should consider themselves part of a cohesive global whole rather than a fragmented terrain of rival groups and interests.

Moving towards universal human development requires an awareness and understanding

of the drivers and dynamics of how groups are marginalized, which inevitably varies across countries and regions. Realizing universal human development in practice is possible, but the key barriers and forms of exclusion must first be overcome (figure 4).

Whether intentional or unintentional, exclusion can have the same results—some people will be more deprived than others, and not all people will have equal opportunities to realize their full potential. Group inequalities reflect divisions that are socially constructed and sustained because they establish a basis for unequal access to valued outcomes and scarce resources. The dimensions and mechanisms of exclusion are also dynamic, as are the characteristics groups use as a basis for exclusion.



FIGURE 4

**Barriers to universalism**



Source: Human Development Report Office.

Legal and political institutions can be used and abused to perpetuate group divisions. An extreme case relates to the rights of the lesbian, gay, bisexual, transgender and intersex community in the 73 countries and five territories where same-sex sexual acts are illegal.<sup>18</sup> Laws are discriminatory in other cases because they prevent certain groups from access to services or opportunities.

Some social norms can be helpful for harmonious coexistence within societies, but others can be discriminatory, prejudicial and exclusive. Social norms in many countries reduce the choices and opportunities for women and girls, who are typically responsible for more than three-quarters of unpaid family work.<sup>19</sup> The presence of women as customers in cafés or restaurants may also be discouraged, and in some cases it is taboo for women to travel in public without being accompanied by a man.<sup>20</sup>

Perhaps the most direct mechanism of exclusion is violence. Motivations include

consolidating political power, safeguarding the well-being of elites, controlling the distribution of resources, seizing territory and resources and favouring ideologies based on the supremacy of one identity and set of values.

The top 1 percent of the global wealth distribution holds 46 percent of the world’s wealth.<sup>21</sup> Inequalities in income influence inequalities in other dimensions of well-being, and vice versa. Given today’s inequality, excluded groups are in a weak position to initiate the transformation of institutions. They lack agency and voice and so have little political leverage to influence policy and legislation through traditional means.

At a time when global action and collaboration are imperative, self-identities are narrowing. Social and political movements linked to identity, whether nationalist or ethno-political, seem to be getting stronger. Brexit is one of the most recent examples of a retreat to nationalism when individuals feel alienated in a changing world.

**Inequalities in income influence inequalities in other dimensions of well-being, and vice versa**

Intolerance of others in all its forms—legal, social or coercive—is antithetical to human development and to principles of universalism.

## Human development for everyone calls for refocusing some analytical issues

Human development involves expanding choices, which determine who we are and what we do. Several factors underlie these choices: the wide range of options that we have to choose from—our capabilities; the social and cognitive constraints and social norms and influences that shape our values and choices; our own empowerment and the agency we exercise individually and as part of groups in shaping our options and opportunities; and the mechanisms that exist to resolve competing claims in ways that are fair and conducive to realizing human potential.

The human development approach provides a systematic way to articulate these ideas. It can be especially powerful in illuminating the interplay among factors that can operate to the disadvantage of individuals and groups in different contexts.

Human rights are the bedrock of human development. Human rights offer a useful perspective for analysing human development. Duty holders support and enhance human development and are accountable for a social system's failures to deliver human development. These perspectives not only go beyond the minimal claims of human development, but can also serve as a powerful tool in seeking remedies.

The notion of human security should emphasize a deep understanding of threats, risks and crises for joint action in the human development and human security approaches. The challenges are to balance the shock-driven response to global threats and the promotion of a culture of prevention.

Voice and autonomy, as parts of freedom of agency and freedom of well-being, are integral to human development. The ability to deliberate, participate in public debates and be agents in shaping one's life and environment is fundamental to human development for everyone. The primary focus of the human development

approach has largely been on the freedom of well-being. But as well-being was realized, emphasizing freedom of agency has become more important.

Human development is a matter of promoting not only the freedoms of individuals, but also the freedoms of groups or collectives. For the most marginalized and most deprived people collective agency can be much more powerful than individual agency. An individual is unlikely to achieve much alone, and power may be realized only through collective action.

Identity influences agency and autonomy. People have the liberty of choosing their identities, an important liberty to recognize, value and defend. Individuals deserve options in choosing among different identities that they value. Recognizing and respecting such options are preconditions for peaceful coexistence in multiethnic and multicultural societies.

Three identity issues have implications for universal human development. First, the space for multiple identities is more limited among people who are marginalized, and those people may lack the freedom to choose the identity they value. Second, the insistence on a single irrefutable identity and the denial of reasoning and choice in selecting identities may lead to extremism and violence and thus pose a threat to human development. Third, identity groups compete for limited economic and political resources and power, and deprived and marginalized people lose out. In most cases society's values and norms go against the most disadvantaged, with preferences often formed by social traditions of privilege and subordination. But changing values and norms can transform this bias against disadvantaged people.

Freedoms are interdependent, and such interdependence may be reinforcing. For example, a worker exercising the freedom to green the workspace may contribute to the freedom of co-workers to have clean air. But the freedom of one may also impinge on the freedom of others. A wealthy person has the freedom to construct a multistory house, but that may deprive a poor neighbour of sunlight and an airy environment.

Limiting the freedom of others may not be the intended consequence of exercising one's freedom, but some actions that curb others' freedom may be deliberate. Rich and powerful groups may try to curtail the freedom of others.

---

Voice and autonomy, as parts of freedom of agency and freedom of well-being, are integral to human development

This is reflected in the affluence bias of the policy options in many economies, in the way the legal system is built and in the way institutions work. All societies have to make tradeoffs and, following reasoned debate, determine the principles for settling issues, dynamically, as they develop and realize a more just society.

Sustainable development is an issue of social justice. It relates to intergenerational equity—the freedoms of future generations and those of today. The human development approach thus considers sustainability to be a matter of distributional equity, both within and across generations.

### Specific assessment perspectives can ensure that everyone is reached

---

Development practitioners agree in principle that enabling all people to benefit from progress in human development demands disaggregated data on such characteristics as region, gender, rural–urban location, socioeconomic status, race and ethnicity. But they are less clear about ensuring the availability of such data. Determining which lines of disaggregation are needed to reveal inequalities along particular dimensions can be difficult without already having some understanding of society’s processes of exclusion and marginalization. And political, social and cultural sensitivities can promote exclusions and deprivations.

Disaggregating data by gender is crucial for gender equality and women’s empowerment. This is precisely why the 2030 Agenda, particularly Sustainable Development Goal 5 on achieving gender equality and empowering all women and girls, focuses on targets that facilitate gender-disaggregated data.

Even though freedom of agency is an integral part of human development, the human development approach has traditionally focused more on well-being than on agency. Just look at the HDI. But agency is inherently more difficult to measure than well-being.

The relationship between freedom of well-being and freedom of agency is generally positive. This supports the notion that the two aspects of human development, if not perfectly correlated, are complementary. In other words, societies might have achieved high average capabilities or well-being without achieving agency (in voice and autonomy).

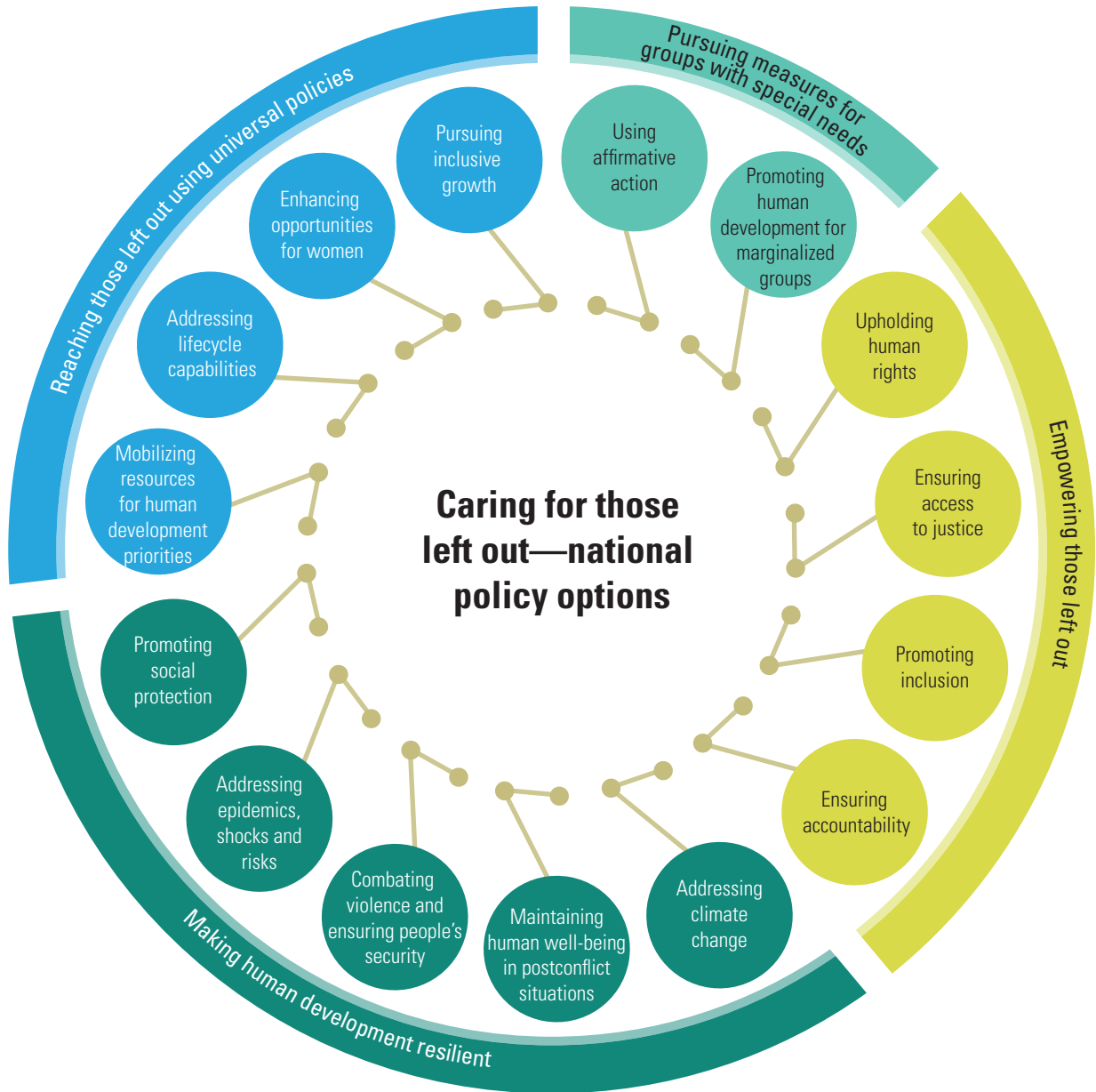
Other measures of human well-being, such as the Social Progress Index,<sup>22</sup> the World Happiness Index<sup>23</sup> and the Better Life Index,<sup>24</sup> can usefully assess whether well-being is reaching everyone. Some countries also support subjective measures of well-being or happiness, as with Bhutan’s Gross National Happiness Index.<sup>25</sup>

Human development for everyone also implies compiling and presenting data from innovative perspectives, such as real-time data and dashboards. A dashboard approach, in colour-coded tables, can show the levels and progress on various development indicators. It can thus be effective in assessing human well-being. It also implies an inclusive process bringing in more people to generate and disseminate information using new technologies.

In 2013 the UN Secretary-General’s High-Level Panel on Sustainable Development called for a Data Revolution for sustainable development, with a new international initiative to improve the quality of information and statistics available to citizens.<sup>26</sup> Big Data describes the large volume of data—both structured and unstructured—that various organizations collect using new technologies and can bring new perspectives to traditional data and statistics.

FIGURE 5

## National policies to care for those left out— a four-pronged strategy



## Key policy options

A four-pronged national policy approach can ensure that human development reaches everyone (figure 5). First, universal policies are needed to reach those left out, but practical universalism in policy is challenging. For example, a country may be committed to universal health care, but difficult geography may prevent it from establishing health care centres that are accessible to all localities. So universal human development policies need to be reoriented to reach those left out.

Second, even with the new focus on universal policies, some groups of people have special needs that would not be met. Their situations require specific measures and attention. For example, persons with disabilities require measures to ensure their mobility, participation and work opportunities.

Third, human development achieved does not mean human development sustained. Progress in human development may be slowed or even reversed because of shocks and vulnerabilities, with implications for people who have only achieved the basics in human development and for people who have yet to achieve the basics. Thus human development will have to be resilient.

Fourth, people who have been left out will have to be empowered, so that if policies and the relevant actors fail to deliver, these people can raise their voice, demand their rights and seek to redress the situation.

In a globalized world national policies for universal human development must be complemented and supplemented by a global system that is fair and that enriches human development.

## Reaching those left out using universal policies

Appropriate reorientation of universal policies can narrow the deficits in human development among those left out. Essential to this are pursuing inclusive growth, enhancing opportunities for women, addressing lifecycle capabilities and mobilizing resources for human development priorities.

### Pursuing inclusive growth

For human development to reach everyone, growth has to be inclusive, with four mutually supporting pillars—formulating an employment-led growth strategy, enhancing financial inclusion, investing in human development priorities and undertaking high-impact multidimensional interventions (win-win strategies).

An employment-led growth strategy would focus on such measures as removing barriers to employment-centred development, designing and implementing a conducive regulatory framework to tackle informal work, strengthening the links between large and small and medium-size enterprises, focusing on sectors where poor people live and work, especially rural areas, and adjusting the distribution of capital and labour in public spending to create jobs.

Several measures can enhance the financial inclusion of poor people, such as expanding banking services to disadvantaged and marginalized groups, relying on simple procedures and harnessing modern technology to promote financial inclusion. In Sub-Saharan Africa 12 percent of adults have mobile bank accounts, compared with 2 percent globally.<sup>27</sup>

Investments focused on human development priorities can provide low-cost but high-quality services and infrastructure to disadvantaged and marginalized groups.

Effective access to services by poor people requires affordability in cost and adaptability in cultural practices. In Nicaragua low-cost ultrasonogram machines, which can be carried on bicycles, are monitoring the health of pregnant women.<sup>28</sup> The presence of only male doctors in rural mother and child care centres would be a disincentive for women and girls to use the centres.

Some priority human development investments have strong and multiple impacts. Take school meal programmes, which provide multiple benefits: social protection by helping families educate their children and protect their children's food security in times of crisis; nutrition, because in poor countries

---

For human development to reach everyone, growth has to be inclusive

school meals are often the only regular and nutritious meal; and strong incentive to send children to school and keep children in schools. Evidence from Botswana, Cabo Verde, Côte d'Ivoire, Ghana, Kenya, Mali, Namibia, Nigeria and South Africa bears testimony to these benefits.<sup>29</sup>

Rural infrastructure, especially roads and electricity, is another area. Building rural roads reduces transport costs, connects rural farmers to markets, allows workers to move more freely and promotes access to schools and health care clinics. Electrification in rural communities in Guatemala and South Africa has helped increase employment among marginalized groups.<sup>30</sup>

Redistributing assets can also bring those left out into the growth process. Human capital is an asset, and differences in educational attainment prevent poor people from becoming part of the high-productivity growth process. Democratizing education, particularly tertiary education, would benefit people from poorer backgrounds.

Similarly, doing things locally may bring multiple development impacts. Providing autonomy to local governments in formulating and implementing local development plans allows the plans to reflect the aspirations of local communities. Fiscal decentralization can also empower local governments to collect their own revenues and depend less on central government grants. But if the local approach is to ensure human development for those left out, it will also require people's participation and greater local administrative capacity.

### Enhancing opportunities for women

Gender equality and women's empowerment are fundamental dimensions of human development. Because half of humanity is not enjoying progress in human development, such development is not universal.

Investing in girls and women has multidimensional benefits—for example, if all girls in developing countries completed secondary education, the under-five mortality rate would be halved.<sup>31</sup> Women also need support to pursue higher education, particularly in science, technology, engineering and mathematics, where much future demand for high-level work will be.

Women also have to juggle paid employment outside the home and unpaid care work inside the home as well as balance their productive and reproductive roles. Flexible working arrangements and enlarged care options, including daycare centres, afterschool programmes, senior citizen homes and long-term care facilities, can help women broaden their choices.

Measures to encourage women's entrepreneurship include establishing a legal framework that removes barriers to women owning land, a critical asset, especially in agriculture. So land policies, legislation and administration need to be changed to accommodate women—and the new rules must be enforced.

The glass ceiling, though cracked in many places, is far from being shattered. Gender requirements in selection and recruitment and incentive mechanisms for retention can enhance women's representation in the public and private sectors. The criteria for promoting men and women into senior management positions should be identical, based on equal pay for equal work. Mentoring, coaching and sponsoring can empower women in the workplace by using successful female senior managers as role models and as sponsors.

### Addressing lifecycle capabilities

To ensure that human development reaches those left out, building capabilities should be seen through a lifecycle lens as people face various types of vulnerabilities in different phases of their lives.

Sustained human development is more likely when all children can acquire the skills that match the opportunities open to young people joining the workforce. Much attention is correctly focused on what is needed to ensure that all children, everywhere, complete a full course of schooling, including preschooling. The World Bank has found that every dollar spent on preschool education earns \$6–\$17 in public benefits, in the form of a healthier and more productive workforce.<sup>32</sup> Ghana now includes two years of preschool in the education system. China is contemplating providing preschool facilities for all youngsters.<sup>33</sup>

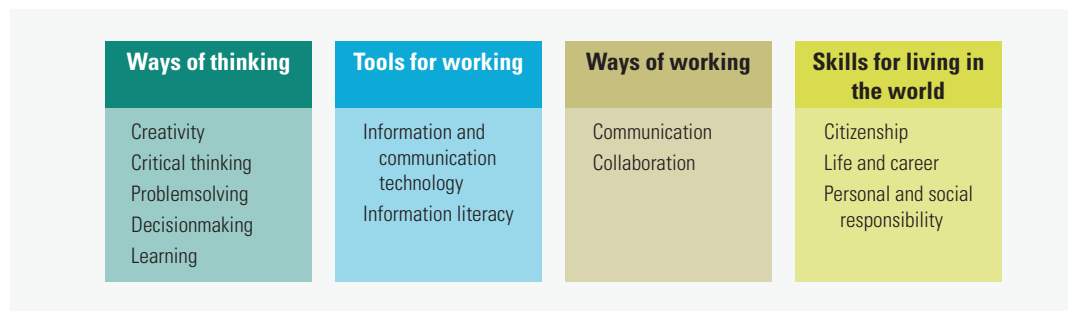
Empowering young people requires actions on both the political and the economic fronts. On the political front at least 30 countries have

---

Because half of humanity is not enjoying progress in human development, such development is not universal

FIGURE 6

21st century skills



Source: Human Development Report Office.

some kind of nonadult parliamentary structure, nationally or in cities, villages or schools.<sup>34</sup> So young people’s opinions in various forms of participation—in government-sponsored advisory roles, youth parliaments and roundtable discussions—are being integrated into policymaking.

On the economic front creating new opportunities for young people and preparing young people with the skills they need to take advantage of the opportunities are required. More than one-third of the skills important in today’s economy will have changed by 2020.<sup>35</sup> Acquiring skills for the 21st century has to be part of lifelong learning of the four C’s—critical thinking, collaborating, creating and communicating (figure 6).

For the aged and infirm, key measures include establishing a combination of public and private provisioning of elder care, strengthening social protection for older people through basic noncontributory social pensions (as in Brazil)<sup>36</sup> and creating opportunities for the older people to work where they can contribute, including teaching children, care work and voluntary work.

**Mobilizing resources for human development priorities**

Options for mobilizing resources for human development priorities range from creating fiscal space to using climate finance, and from cutting subsidies not beneficial to poor people to using resources efficiently.

Fiscal space has four pillars: official development assistance, domestic revenue, deficit financing (through domestic and external borrowing) and variations in spending priorities and efficiency. The choice of which pillar to use to increase or rebuild fiscal space depends mainly on country characteristics. In 2009 Ghana considered improving revenue collection to increase the health budget, even though the share of the total government budget allocated to health was stable.<sup>37</sup>

Consolidating and streamlining remittances could make them a funding source for human development priorities. Remittance banks can be set up in countries where the flows are large, such as Bangladesh, Jordan and the Philippines. Easy and transparent legal remittance-sending mechanisms can be put in place in consultation with host countries.

In the least developed countries, where emissions are low, climate finance can expand climate-resilient livelihoods, improve water and sanitation systems and ensure food security. These investments go beyond climate adaptation programmes in the narrow sense and focus more on achieving human development by increasing the long-term climate resilience of economies and societies.

Ending subsidies for fossil fuels can free resources for human development. And efficiency in resource use is equivalent to generating additional resources. For example, telemedicine can deliver medical advice and treatment options to patients irrespective of their location—and reduce the cost of service provision.

Options for mobilizing resources for human development priorities range from creating fiscal space to using climate finance, and from cutting subsidies not beneficial to poor people to using resources efficiently

## Pursuing measures for groups with special needs

Because some social groups (ethnic minorities, indigenous peoples, persons with disabilities) are systematically discriminated against and thereby left out, specific measures are needed so they may achieve equitable outcomes in human development.

### Using affirmative action

Affirmative action has been important in redressing historical and persistent group disparities and group discriminations. It may take the form of enrolment quotas for ethnic minorities in tertiary education or preferential treatment of female entrepreneurs in obtaining subsidized credit through the banking system.

Affirmative action has made a difference in women's representation in parliament. Following the Beijing Declaration and Platform for Action at the United Nations Fourth World Conference in 1995, some countries adopted a gender quota to increase the proportion of seats held by women, providing confidence and incentives for women to run for elected office and win. Rwanda, where women account for 64 percent of representatives in the House of Deputies, is a shining example.<sup>38</sup>

### Promoting human development for marginalized groups

Despite the great diversity in identities and needs, marginalized groups such as ethnic minorities, indigenous peoples, persons with disabilities, people living with HIV and AIDS, and lesbian, gay, bisexual, transgender and intersex individuals often face similar constraints, such as discrimination, social stigma and risk of being harmed. But each group also has special needs that must be met if they are to benefit from progress in human development.

For some vulnerable groups, such as ethnic minorities or persons with disabilities, anti-discrimination and other rights are guaranteed in constitutions and other legislation. Similarly,

special provisions often protect indigenous peoples, as in Canada and New Zealand.<sup>39</sup> Yet in many cases effective mechanisms for implementation and full equality in law are lacking. National human rights commissions or commissions for specific groups can provide oversight and ensure that the rights of these groups are not violated. And overcoming the discrimination and abuse of members of the lesbian, gay, bisexual, transgender and intersex community requires a legal framework that can defend their human rights.

Participation in the processes that shape the lives of disadvantaged groups needs to be ensured. For example, quotas for ethnic minorities and representation of indigenous peoples in parliaments are ways to help them raise their concerns. Some indigenous peoples have their own parliaments or councils, which are consultative bodies. New Zealand has the longest history of indigenous representation in a national legislature.<sup>40</sup>

For persons with disabilities, inclusion and accommodation are critical to empowering them to live independently, find employment and contribute to society. Specific vocational training initiatives should be undertaken to develop their skills. Increasing access to productive resources, such as finance for self-employment, and providing information over mobile devices can help them in self-employment. Appropriate infrastructure including technology can enable persons with disabilities to be more mobile.

Migrants and refugees are vulnerable in host countries, and national actions are needed to address the new nature of migration and its evolution. Countries should pass laws that protect refugees, particularly women and children, a big part of the refugee population and the main victims. Transit and destination countries should provide essential public goods in catering to the displaced, such as schooling refugee children. And destination countries should formulate temporary work policies and provisions for refugees.

---

**Marginalized groups often face similar constraints, such as discrimination. But each group also has special needs that must be met if they are to benefit from progress in human development**



## Making human development resilient

Progress in human development often stagnates or dissipates if threatened by shocks—such as global epidemics, climate change, natural disasters, violence and conflicts. Vulnerable and marginalized people are major victims.

### Addressing epidemics, shocks and risks

Much progress has been made in scaling up antiretroviral therapy, but 18 million people living with HIV still do not have access to it.<sup>41</sup> Young women, who may be exposed to gender-based violence and have limited access to information and health care, are among the most exposed, as are prisoners, sex workers, drug users and transgender people. Still, there have been successes in reducing infection rates among women and children and in expanding their access to treatment.

In an increasingly interconnected world, being prepared for possible health crises has become a priority. The recent epidemic of the Zika virus provides a good example. Countries have reacted in different ways to the spread of the Zika virus. Countries with an ongoing virus transmission, such as Colombia, the Dominican Republic, Ecuador and Jamaica, have advised women to postpone pregnancy.<sup>42</sup> In Brazil a new mosquito strain was released to try to fight the Zika virus, and members of the armed forces were sent across the country to educate people about mosquito control and to warn them of the risks linked to the virus.<sup>43</sup>

More recently, the revised strategic response plan designed by the World Health Organization in collaboration with more than 60 partners focuses on research, detection, prevention, and care and support.<sup>44</sup>

Building disaster resilience into policies and programmes at all levels can reduce the risk and mitigate the effects of disasters, particularly for poor people. Innovative programmes are at the heart of the Sendai Framework for Disaster Risk Reduction endorsed by the UN General Assembly following the 2015 Third UN World Conference on Disaster Risk Reduction.

### Combating violence and ensuring people's security

The drivers of violence are complex and thus call for a multipronged approach that includes promoting the rule of law based on fairness and zero tolerance for violence; strengthening local governments, community policing and law enforcement personnel in hotspots of violence; and developing response and support services to address violence and its victims.

Viable policy options include developing high-quality infrastructure, improving public transit in high-crime neighbourhoods, building better housing in the poorest areas of cities and providing socioeconomic alternatives to violence, particularly to young people, engaging them in strengthening social cohesion.

### Maintaining human well-being in postconflict situations

On the political front transformation of institutions is key. It would ensure people's security through community policing, pursuing rapid governance actions (such as faster caseload processing) and reintegrating ex-combatants by disarming and demobilizing them.

On the economic front reviving basic social services, supporting work in the health sector to cover many goals, initiating public works programmes and formulating and implementing targeted community-based programmes (such as makeshift schools so that children do not lose access education) are key for moving forward on the development continuum.

### Addressing climate change

Climate change jeopardizes the lives and livelihoods of poor and marginalized people. Addressing it requires three initial policy measures. Putting a price on carbon pollution—through an emissions trading system or a carbon tax—brings down emissions and drives investment into cleaner options. Approximately 40 countries and more than 20 cities, states and provinces use carbon pricing.<sup>45</sup>

Taxing fuel, removing fossil fuel subsidies and incorporating “social cost of carbon” regulations

---

Progress in human development often stagnates or dissipates if threatened by shocks. Vulnerable and marginalized people are major victims

are more indirect ways of accurately pricing carbon. By phasing out harmful fossil fuel subsidies, countries can reallocate their spending to where it is most needed and most effective, including targeted support for poor people.

Getting prices right is only one part of the equation. Cities are growing fast, particularly in developing countries. With careful planning in transport and land use and the establishment of energy efficiency standards, cities can avoid locking in unsustainable patterns. They can open access to jobs and opportunities for poor people, while reducing air pollution.

Increasing energy efficiency and renewable energy is crucial. The Sustainable Energy for All initiative sets out three goals for 2030: achieve universal access to modern energy, double the rate of improvement in energy efficiency and double the share of renewable energy in the global energy mix. In many countries developing utility-scale renewable energy is now cheaper than, or on par with, fossil-fuel plants.<sup>46</sup>

Climate-smart agricultural techniques help farmers increase their productivity and resilience to the impacts of climate change while creating carbon sinks that reduce net emissions. Forests, the world's lungs, absorb carbon and store it in soils, trees and foliage.

Focusing on the poverty–environment nexus, which is complex but critical for marginalized people, is also important. Poor people

bear the brunt of environmental damage, even though they seldom create it. Policies that protect community commons (such as common forests), ensure the rights and entitlements of poor people and provide renewable energy to poor people would improve biodiversity on which poor people's lives depend and reverse the downward spiral of poverty and environmental damage.

## Promoting social protection

Policy options to expand social protection to marginalized groups include pursuing social protection programmes, combining social protection with appropriate employment strategies and providing a living income.

A social protection floor can secure minimum health care, pensions and other social rights for everyone. Creating jobs through a public works programme can reduce poverty through income generation, build physical infrastructure and protect poor people against shocks. The Rural Employment Opportunities for Public Assets programme in Bangladesh is a prime example.<sup>47</sup>

A guaranteed basic income for citizens, independent of the job market, is also a policy option that countries (such as Finland<sup>48</sup>) are experimenting with as an instrument for social protection, particularly for disadvantaged groups.

## Empowering those left out

If policies do not deliver well-being to marginalized and vulnerable people and if institutions fail to ensure that people are not left out, there must be instruments and redress mechanisms so that these people can claim their rights. They have to be empowered by upholding human rights, ensuring access to justice, promoting inclusion and ensuring accountability.

### Upholding human rights

Human development for all requires strong national human rights institutions with the capacity, mandate and will to address discrimination and ensure the protection of human rights. Human rights commissions and ombudsmen handle complaints about rights abuses, educate

civil society and states about human rights and recommend legal reforms.

But state commitments to upholding these rights vary, national institutions have different implementation capacities, and accountability mechanisms are sometimes missing. Institutional shortcomings aside, treating development as a human right has been instrumental in reducing deprivations in some dimensions and contexts.

In an integrated world the state-centred model of accountability must be extended to the obligations of nonstate actors and to the state's obligations beyond national borders. Human rights cannot be realized universally without well established domestic mechanisms and stronger international action.

People will have to be empowered by upholding human rights, ensuring access to justice, promoting inclusion and ensuring accountability

## Ensuring access to justice

Access to justice is the ability of people to seek and obtain remedy through formal or informal judicial institutions.

Poor and disadvantaged people face immense obstacles, including their lack of awareness and legal knowledge, compounded by structural and personal alienation. Poor people lack adequate access to public services, which are often expensive and cumbersome and have few resources, personnel and facilities. Police stations and courts may not be available in remote areas, and poor people can rarely afford the cost of legal processes. Quasi-judicial mechanisms may also be inaccessible or prejudicial.

Obstacles to justice for indigenous peoples and for racial and ethnic minorities stem from their historically subordinate status and from sociopolitical systems that reinforce bias in the legal framework and the justice system.

## Promoting inclusion

Human development for everyone requires inclusion of all in the development discourse and process.

New global forms and methods of organization and communication are facilitated by technology and social media. They have mobilized grassroots activism and brought in people and groups to voice their opinions, as through

cyberactivism. Improving the quality and scope of citizen engagement in public institutions involves civic education, capacity development and political dialogue.

## Ensuring accountability

Accountability is central to ensuring that human development reaches everyone, especially in protecting the rights of those excluded.

One major instrument for ensuring accountability of social institutions is the right to information. Since the 1990s more than 50 countries have adopted new instruments that protect the right to information, often due to democratic transitions and to the active participation of civil society organizations in public life.<sup>49</sup>

The right to information requires the freedom to use that information to form public opinions, call governments to account, participate in decisionmaking and exercise the right to freedom of expression. Information and communication technology is increasingly being used to ensure accountability.

Participatory exercises to hold state institutions accountable, such as public expenditure tracking surveys, citizen report cards, score cards, social audits and community monitoring, have all been used to develop direct accountability relationships between service users and service providers.

## Global institutional reforms and a fairer multilateral system would help attain human development for everyone

We live in a globalized world where human development outcomes are determined not only by actions at the national level, but also by the structures, events and work at the global level. The shortcomings in the current architecture of global systems pose challenges for human development on three fronts. The distributional consequences of inequitable globalization have promoted the progress of some segments of the population, leaving poor and vulnerable people out. Globalization is also making those left out economically insecure. And people are suffering in lingering conflicts. In short, all these undermine and limit national efforts

and pose as barriers to human development for everyone.

Global institutional reforms should encompass the broader areas of regulation of global markets, the governance of multilateral institutions and the strengthening of global civil society with each area reflecting specific actions.

## Stabilizing the global economy

Reforms should focus on regulating currency transactions and capital flows and coordinating macroeconomic policies and regulations. One option is a multilateral tax on cross-border

---

Global institutional reforms should encompass the broader areas of regulation of global markets, the governance of multilateral institutions and the strengthening of global civil society

transactions; another is the use of capital controls by individual countries.

### Applying fair trade and investment rules

The international agenda should be to set rules to expand trade in goods, services and knowledge to favour human development and the Sustainable Development Goals. The key reforms to advance this agenda include finalizing the World Trade Organization's Doha Round, reforming the global intellectual property rights regime and reforming the global investor protection regime.

### Adopting a fair system of migration

Measures are needed to strengthen strategies that protect the rights of and promote the opportunities for migrants, to establish a global mechanism to coordinate economic (voluntary) migration and to facilitate guaranteed asylum for forcibly displaced people. The International Organization for Migration officially joined the UN System in September 2016, and its work and actions are expected to expand and advance.

### Assuring greater equity and legitimacy of multilateral institutions

The time has come to examine the representation, transparency and accountability of multilateral institutions. Some policy options to move these institutions towards greater equity and legitimacy are increasing the voice of developing countries in multilateral organizations, improving transparency in appointing heads of multilateral organizations and increasing coordination and effectiveness to achieve people-centred goals.

### Coordinating taxes and monitoring finance globally

A move towards a global automatic exchange of information (such as a global financial register) would facilitate the work of tax and regulatory authorities tracking income and detecting illicit financial flows, which may be mobilized for human development. This would require increasing technical capacity of countries to process information and implement active policies against tax evasion, tax avoidance and illicit flows.

### Making the global economy sustainable

Sustainable development activities at the national level must be complemented with global actions. Curbing global warming is possible. Coordinated global action has worked well in the past, as in moves to halt ozone depletion in the 1990s.

Continuing advocacy and communication on the need to address climate change and protect the environment are essential to gather support from various stakeholders (including multilateral development banks). The recently created New Development Bank has explicitly committed to giving priority to clean energy projects.

### Ensuring well funded multilateralism and cooperation

Multilateral and regional development banks can do more to address several challenges of globalization. Increasing official development assistance from traditional donors, expanding the participation of developing countries through South-South and triangular cooperation, and exploring innovative options for financing would be useful.

### Globally defending people's security

From a human development perspective, assistance in human emergencies and crises is an ethical obligation. In such cases, proposed solutions include restructuring current mechanisms towards prevention in addition to short-term responses to shocks, prioritizing field operations and coordinating better internally and externally with civil society and the private sector.

### Promoting greater and better participation of global civil society

Tapping civil society's potential requires expanding mechanisms for it to participate in multilateral institutions; enhancing the transparency and accountability of multilateral institutions; promoting and supporting inclusive global civil society networks focused on such groups as women, young people and ethnic minorities; increasing the free flow of information and knowledge through active transparency mechanisms; and protecting the work of international investigative journalism.

---

**The time has come to examine the representation, transparency and accountability of multilateral institutions**

## An action agenda

---

Human development for everyone is not a dream; it is a realizable goal. We can build on what we have achieved. We can explore new possibilities to overcome challenges. We can attain what once seemed unattainable, for what seem to be challenges today can be overcome tomorrow. Realizing our hopes is within our reach. His Excellency Juan Manuel Santos, President of Colombia and the 2016 Nobel Peace Prize Laureate confirms the hope of attaining a peaceful and prosperous world (see special contribution).

The 2030 Agenda and the Sustainable Development Goals are critical steps towards human development for everyone. Building on its analysis and findings, the Report suggests a five-point action agenda to ensure human development for everyone. The actions cover policy issues and global commitments.

### Identifying those who face human development deficits and mapping where they are

Identifying those who have been left out of the progress in human development and mapping their locations are essential for useful advocacy and effective policymaking. Such mapping can help development activists demand action and guide policymakers in formulating and implementing policies to improve the well-being of marginalized and vulnerable people.

### Pursuing a range of available policy options with coherence

Human development for everyone requires a multipronged set of national policy options: reaching those left out using universal policies, pursuing measures for groups with special-needs, making human development resilient and empowering those left out.

Country situations differ, so policy options have to be tailored to each country. Policies in every country have to be pursued in a coherent way through multistakeholder engagement, local and subnational adaptations and horizontal (across silos) and vertical alignment (for international and global consistency).

## Closing the gender gap

Gender equality and women's empowerment are fundamental dimensions of human development. Gender gaps exist in capabilities as well as opportunities, and progress is still too slow for realizing the full potential of half of humanity.

At a historic gathering in New York in September 2015 some 80 world leaders committed to end discrimination against women by 2030 and announced concrete and measurable actions to kickstart rapid changes.<sup>50</sup> Now is the time to act on what has been promised and agreed.

### Implementing the Sustainable Development Goals and other global agreements

The Sustainable Development Goals, critical in their own right, are also crucial for human development for everyone; the 2030 Agenda and the human development approach are mutually reinforcing. Further, achieving the Sustainable Development Goals is an important step for all human beings to realize their full potential in life.

The historic Paris Agreement on climate change is the first to consider both developed and developing countries in a common framework, urging them all to make their best efforts and reinforce their commitments in the coming years. The UN Summit for Refugees in September 2016 made bold commitments to address the issues facing refugees and migrants and to prepare for future challenges. The international community, national governments and all other parties must ensure that the agreements are honoured, implemented and monitored.

### Working towards reforms in the global system

To move towards a fairer global system, the agenda for global institutional reforms should focus on global markets and their regulation, on the governance of multilateral institutions and on the strengthening of global civil society. That reform agenda should be advocated vigorously and consistently by bolstering public advocacy, building alliances among stakeholders and pushing through the agenda for reform.

---

The 2030 Agenda and the Sustainable Development Goals are critical steps towards human development for everyone



### Peace in Colombia is also peace for the world

In Colombia we are more determined than ever to end the longest running and only remaining internal armed conflict in the Americas.

Colombians were divided over the agreement that was negotiated between the Government and the FARC guerrillas. And so, we undertook efforts to reach a new peace accord that would dispel doubts and garner nationwide support. Almost simultaneously we announced the beginning of peace talks with the ELN, the last remaining guerrillas. We hope this will bring a definitive end to the armed conflict in our country.

For five decades the war has had a very high price for Colombia and has, undoubtedly, hurt the nation's prospect. A study by Los Andes University estimates that households who have been victims of forced displacement and violence saw their income reduced by half. This is exacerbated when one considers that these people are likely to have difficulty recovering and are at risk of living in conditions of chronic poverty.

Beyond the effect on our economy, the greatest impact of the war falls on 250,000 or more casualties—and their families—and the 8 million victims and internally displaced people. Every life lost, as well as each and every one of the personal and family tragedies of those who were affected by the armed conflict and survived, both saddens us and also strengthens our commitment.

We agree with the spirit of this Human Development Report, which is that the “wealth of human lives” must be considered before the wealth of economies when judging the prosperity of society. In that sense we understand that peace is a basic condition for enriching the lives of Colombians. And I am referring to a broader concept of peace that transcends the end of the conflict and brings harmony and well-being.

A family with insufficient income does not live in peace, nor does a family without decent housing or access to education. This is why we have focused on fostering economic growth that benefits everyone and that reduces social gaps.

The progress we have made to date is in line with the Sustainable Development Goals that Colombia championed and began working towards, even before they were adopted by the United Nations. Indeed, we were the first country to include these goals in our National Development Plan.

Thanks to our early efforts, we have been able to reap the benefits of our work ahead of schedule. For example, over the past five years we have reduced extreme poverty by nearly half—from 14.4 percent to 7.9 percent—a very significant achievement that allows us to envisage its eradication by 2025, if not sooner.

That jump, beyond the numbers, means that millions of Colombians have improved their quality of life. We are certain of this because, together with traditional income-based measures of poverty, we have pioneered the Multidimensional Poverty Index, which assesses other variables, such as access to public services or the type of family housing. Today, without a doubt, more Colombians have a better life.

We have also made early progress in the quality of education—another of the Sustainable Development Goals. Not only do all children and young people study in public schools for free, we are increasing their class hours and improving the quality of learning through different programmes and initiatives. As a result of these efforts, our students have significantly improved the average scores on tests that measure their knowledge and skills.

With our focus on peacebuilding, the emphasis on education is perhaps the best example of what we can do in this new phase without the burden of the armed conflict. For the first time ever, the education budget is greater than that for security and defence, which is consistent with our goal to become the most educated country in Latin America by the year 2025.

Peace, equity and education are three areas that Colombians have been deprived of historically. Peace, equity and education have been the three pillars of our main efforts over the past few years.

However, if our goal is to achieve “human development for everyone,” our efforts cannot stop here: Climate change is the greatest threat ever faced by humankind.

In this regard Colombia has decided to play an active part in tackling this phenomenon. As guardians of one of the most biodiverse regions on the planet, with exceptional forests, water resources and soil fertility, we have an enormous responsibility to both Colombians and the world.

The concept of “green growth” is part of our economic development model and has been mainstreamed into all sectors of the economy. We are convinced that growth and environmental sustainability are perfectly compatible. In addition, the demarcation of our *paramos* (moorland ecosystems) and the declaration of protected areas—which by 2018 should reach 19 million hectares, an area larger than Uruguay—are proof of our resolve.

Under the Paris Agreement on climate change, Colombia has set out a goal: to reduce projected greenhouse gas emissions by 20 percent by 2030. And we have already begun to take decisive action to achieve this ambitious objective: We have presented a bill to Congress for the creation of a carbon tax on various fuels. We will be the first Latin American country—and one of the first in the world—to apply such a measure. With this single initiative we expect to meet half of our commitment established in the Paris Climate Change Conference.

Peace—understood, as I mentioned before, in the broader sense of well-being and harmony—opens the door to the possibility of a viable world for future generations, one in which their very existence is not threatened by global warming. We are proud to confirm that these efforts, in addition to the end of the armed conflict, improved education and increased equity, are a contribution to the world.

With the end to the conflict, people from around the globe can enjoy the natural wonders and tourism in Colombia, which had been restricted for

## SPECIAL CONTRIBUTION

decades—even for Colombians themselves. Also, foreign business people can discover new opportunities in sectors and regions that were previously off limits because of violence.

In terms of equity we are strengthening the middle class that will create an opportunity for investors in search of new markets. And with quality education we are preparing a new generation that in the future will be able to put its skills and knowledge into practice anywhere in the world.

“Human development for everyone” is a commitment that transcends our country, and we want our work to impact and enrich the lives of citizens from other nations. Similarly, we feel that the support of the international community has had a positive impact on Colombians. We are convinced that, in a spirit of solidarity and collaboration, we will continue working together, Colombians and non-Colombians, to build peace in Colombia and peace for the rest of the world.

**Juan Manuel Santos**

*President of Colombia and 2016 Nobel Peace Prize Laureate*

\* \* \*

From a human development perspective, we want a world where all human beings have the freedom to realize their full potential in life so they can attain what they value. In the ultimate analysis, development is of the people, by the people and for the people. People have to partner with each other. There needs to be a balance between people and the planet. And humanity has to strive for peace and prosperity.

Human development requires recognizing that every life is equally valuable and that human development for everyone must start with those farthest behind.

The 2016 Human Development Report is an intellectual contribution to resolving these issues. We strongly believe that only after they are resolved will we all reach the end of the road together. And when we look back, we will see that no one has been left out.

# Human development indices

HDI rank	Human Development Index	Inequality-adjusted HDI		Gender Development Index		Gender Inequality Index		Multidimensional Poverty Index <sup>a</sup>			
	Value	Value	Overall loss (%)	Difference from HDI rank <sup>b</sup>	Value	Group <sup>c</sup>	Value	Rank	Value	Year and survey <sup>d</sup>	
	2015	2015	2015	2015	2015	2015	2015	2015			
<b>VERY HIGH HUMAN DEVELOPMENT</b>											
1	Norway	0.949	0.898	5.4	0	0.993	1	0.053	6	..	..
2	Australia	0.939	0.861	8.2	-1	0.978	1	0.120	24	..	..
2	Switzerland	0.939	0.859	8.6	-4	0.974	2	0.040	1	..	..
4	Germany	0.926	0.859	7.2	-1	0.964	2	0.066	9	..	..
5	Denmark	0.925	0.858	7.2	-2	0.970	2	0.041	2	..	..
5	Singapore	0.925	..	..	..	0.985	1	0.068	11	..	..
7	Netherlands	0.924	0.861	6.9	2	0.946	3	0.044	3	..	..
8	Ireland	0.923	0.850	7.9	-2	0.976	1	0.127	26	..	..
9	Iceland	0.921	0.868	5.8	6	0.965	2	0.051	5	..	..
10	Canada	0.920	0.839	8.9	-2	0.983	1	0.098	18	..	..
10	United States	0.920	0.796	13.5	-10	0.993	1	0.203	43	..	..
12	Hong Kong, China (SAR)	0.917	..	..	..	0.964	2	..	..	..	..
13	New Zealand	0.915	..	..	..	0.963	2	0.158	34	..	..
14	Sweden	0.913	0.851	6.7	3	0.997	1	0.048	4	..	..
15	Liechtenstein	0.912	..	..	..	..	..	..	..	..	..
16	United Kingdom	0.909	0.836	8.0	-1	0.964	2	0.131	28	..	..
17	Japan	0.903	0.791	12.4	-8	0.970	2	0.116	21	..	..
18	Korea (Republic of)	0.901	0.753	16.4	-19	0.929	3	0.067	10	..	..
19	Israel	0.899	0.778	13.5	-11	0.973	2	0.103	20	..	..
20	Luxembourg	0.898	0.827	8.0	1	0.966	2	0.075	13	..	..
21	France	0.897	0.813	9.4	-1	0.988	1	0.102	19	..	..
22	Belgium	0.896	0.821	8.3	2	0.978	1	0.073	12	..	..
23	Finland	0.895	0.843	5.8	9	1.000	1	0.056	8	..	..
24	Austria	0.893	0.815	8.7	3	0.957	2	0.078	14	..	..
25	Slovenia	0.890	0.838	5.9	9	1.003	1	0.053	6	..	..
26	Italy	0.887	0.784	11.5	-3	0.963	2	0.085	16	..	..
27	Spain	0.884	0.791	10.5	1	0.974	2	0.081	15	..	..
28	Czech Republic	0.878	0.830	5.4	10	0.983	1	0.129	27	..	..
29	Greece	0.866	0.758	12.4	-6	0.957	2	0.119	23	..	..
30	Brunei Darussalam	0.865	..	..	..	0.986	1	..	..	..	..
30	Estonia	0.865	0.788	8.9	3	1.032	2	0.131	28	..	..
32	Andorra	0.858	..	..	..	..	..	..	..	..	..
33	Cyprus	0.856	0.762	10.9	-2	0.979	1	0.116	21	..	..
33	Malta	0.856	0.786	8.1	3	0.923	4	0.217	44	..	..
33	Qatar	0.856	..	..	..	0.991	1	0.542	127	..	..
36	Poland	0.855	0.774	9.5	2	1.006	1	0.137	30	..	..
37	Lithuania	0.848	0.759	10.5	0	1.032	2	0.121	25	..	..
38	Chile	0.847	0.692	18.2	-12	0.966	2	0.322	65	..	..
38	Saudi Arabia	0.847	..	..	..	0.882	5	0.257	50	..	..
40	Slovakia	0.845	0.793	6.1	12	0.991	1	0.179	39	..	..
41	Portugal	0.843	0.755	10.4	1	0.980	1	0.091	17	..	..
42	United Arab Emirates	0.840	..	..	..	0.972	2	0.232	46	..	..
43	Hungary	0.836	0.771	7.8	6	0.988	1	0.252	49	..	..
44	Latvia	0.830	0.742	10.6	-1	1.025	2	0.191	41	..	..
45	Argentina	0.827	0.698	15.6	-6	0.982	1	0.362	77	0.015 <sup>e</sup>	2005 N
45	Croatia	0.827	0.752	9.1	2	0.997	1	0.141	31	..	..
47	Bahrain	0.824	..	..	..	0.970	2	0.233	48	..	..
48	Montenegro	0.807	0.736	8.8	1	0.955	2	0.156	33	0.002	2013 M
49	Russian Federation	0.804	0.725	9.8	1	1.016	1	0.271	52	..	..
50	Romania	0.802	0.714	11.1	0	0.990	1	0.339	72	..	..
51	Kuwait	0.800	..	..	..	0.972	2	0.335	70	..	..
<b>HIGH HUMAN DEVELOPMENT</b>											
52	Belarus	0.796	0.745	6.4	6	1.021	1	0.144	32	0.001	2005 M
52	Oman	0.796	..	..	..	0.927	3	0.281	54	..	..
54	Barbados	0.795	..	..	..	1.006	1	0.291	59	0.004 <sup>f</sup>	2012 M
54	Uruguay	0.795	0.670	15.7	-7	1.017	1	0.284	55	..	..
56	Bulgaria	0.794	0.709	10.7	2	0.984	1	0.223	45	..	..
56	Kazakhstan	0.794	0.714	10.1	4	1.006	1	0.202	42	0.004	2010/2011 M
58	Bahamas	0.792	..	..	..	..	..	0.362	77	..	..



	Human Development Index		Inequality-adjusted HDI		Gender Development Index		Gender Inequality Index		Multidimensional Poverty Index <sup>a</sup>	
	Value	Value	Overall loss (%)	Difference from HDI rank <sup>b</sup>	Value	Group <sup>c</sup>	Value	Rank	Value	Year and survey <sup>d</sup>
<b>HDI rank</b>	2015	2015	2015	2015	2015	2015	2015	2015	Value	2006–2015
59 Malaysia	0.789	..	..	..	..	..	0.291	59	..	..
60 Palau	0.788	..	..	..	..	..	..	..	..	..
60 Panama	0.788	0.614	22.0	-19	0.997	1	0.457	100	..	..
62 Antigua and Barbuda	0.786	..	..	..	..	..	..	..	..	..
63 Seychelles	0.782	..	..	..	..	..	..	..	..	..
64 Mauritius	0.781	0.669	14.4	-4	0.954	2	0.380	82	..	..
65 Trinidad and Tobago	0.780	0.661	15.3	-5	1.004	1	0.324	67	0.007 <sup>g</sup>	2006 M
66 Costa Rica	0.776	0.628	19.1	-9	0.969	2	0.308	63	..	..
66 Serbia	0.776	0.689	11.2	3	0.969	2	0.185	40	0.002	2014 M
68 Cuba	0.775	..	..	..	0.946	3	0.304	62	..	..
69 Iran (Islamic Republic of)	0.774	0.518	33.1	-40	0.862	5	0.509	118	..	..
70 Georgia	0.769	0.672	12.7	3	0.970	2	0.361	76	0.008	2005 M
71 Turkey	0.767	0.645	15.9	-3	0.908	4	0.328	69	..	..
71 Venezuela (Bolivarian Republic of)	0.767	0.618	19.4	-11	1.028	2	0.461	101	..	..
73 Sri Lanka	0.766	0.678	11.6	8	0.934	3	0.386	87	..	..
74 Saint Kitts and Nevis	0.765	..	..	..	..	..	..	..	..	..
75 Albania	0.764	0.661	13.5	4	0.959	2	0.267	51	0.005	2008/2009 D
76 Lebanon	0.763	0.603	21.0	-10	0.893	5	0.381	83	..	..
77 Mexico	0.762	0.587	22.9	-12	0.951	2	0.345	73	0.024	2012 N
78 Azerbaijan	0.759	0.659	13.2	5	0.940	3	0.326	68	0.009	2006 D
79 Brazil	0.754	0.561	25.6	-19	1.005	1	0.414	92	0.010 <sup>g,h</sup>	2014 N
79 Grenada	0.754	..	..	..	..	..	..	..	..	..
81 Bosnia and Herzegovina	0.750	0.650	13.3	6	0.923	4	0.158	34	0.006 <sup>f</sup>	2011/2012 M
82 The former Yugoslav Republic of Macedonia	0.748	0.623	16.7	1	0.947	3	0.160	36	0.007 <sup>f</sup>	2011 M
83 Algeria	0.745	..	..	..	0.854	5	0.429	94	..	..
84 Armenia	0.743	0.674	9.3	15	0.993	1	0.293	61	0.002	2010 D
84 Ukraine	0.743	0.690	7.2	18	1.000	1	0.284	55	0.001 <sup>g</sup>	2012 M
86 Jordan	0.741	0.619	16.5	3	0.864	5	0.478	111	0.004	2012 D
87 Peru	0.740	0.580	21.6	-8	0.959	2	0.385	86	0.043	2012 D
87 Thailand	0.740	0.586	20.8	-5	1.001	1	0.366	79	0.004	2005/2006 M
89 Ecuador	0.739	0.587	20.5	-1	0.976	1	0.391	88	0.015	2013/2014 N
90 China	0.738	..	..	..	0.954	2	0.164	37	0.023 <sup>h</sup>	2012 N
91 Fiji	0.736	0.624	15.3	9	..	..	0.358	75	..	..
92 Mongolia	0.735	0.639	13.0	13	1.026	2	0.278	53	0.047 <sup>f</sup>	2010 M
92 Saint Lucia	0.735	0.618	16.0	7	0.986	1	0.354	74	0.003 <sup>f,h</sup>	2012 M
94 Jamaica	0.730	0.609	16.6	6	0.975	2	0.422	93	0.011	2012 N
95 Colombia	0.727	0.548	24.6	-9	1.004	1	0.393	89	0.032	2010 D
96 Dominica	0.726	..	..	..	..	..	..	..	..	..
97 Suriname	0.725	0.551	24.0	-7	0.972	2	0.448	99	0.033 <sup>f</sup>	2010 M
97 Tunisia	0.725	0.562	22.5	-3	0.904	4	0.289	58	0.006	2011/2012 M
99 Dominican Republic	0.722	0.565	21.7	1	0.990	1	0.470	107	0.025	2013 D
99 Saint Vincent and the Grenadines	0.722	..	..	..	..	..	..	..	..	..
101 Tonga	0.721	..	..	..	0.969	2	0.659	152	..	..
102 Libya	0.716	..	..	..	0.950	2	0.167	38	0.005	2007 P
103 Belize	0.706	0.546	22.7	-6	0.967	2	0.375	81	0.030	2011 M
104 Samoa	0.704	..	..	..	..	..	0.439	97	..	..
105 Maldives	0.701	0.529	24.6	-9	0.937	3	0.312	64	0.008	2009 D
105 Uzbekistan	0.701	0.590	15.8	10	0.946	3	0.287	57	0.013	2006 M
<b>MEDIUM HUMAN DEVELOPMENT</b>										
107 Moldova (Republic of)	0.699	0.628	10.2	21	1.010	1	0.232	46	0.004	2012 M
108 Botswana	0.698	0.433	37.9	-23	0.984	1	0.435	95	..	..
109 Gabon	0.697	0.531	23.9	-3	0.923	4	0.542	127	0.073	2012 D
110 Paraguay	0.693	0.524	24.3	-5	0.966	2	0.464	104	..	..
111 Egypt	0.691	0.491	29.0	-10	0.884	5	0.565	135	0.016 <sup>i</sup>	2014 D
111 Turkmenistan	0.691	..	..	..	..	..	..	..	0.011	2006 M
113 Indonesia	0.689	0.563	18.2	9	0.926	3	0.467	105	0.024 <sup>g</sup>	2012 D
114 Palestine, State of	0.684	0.581	15.1	13	0.867	5	..	..	0.005	2014 M
115 Viet Nam	0.683	0.562	17.8	9	1.010	1	0.337	71	0.016 <sup>g</sup>	2013/2014 M
116 Philippines	0.682	0.556	18.4	8	1.001	1	0.436	96	0.033 <sup>g,i</sup>	2013 D
117 El Salvador	0.680	0.529	22.2	3	0.958	2	0.384	85	..	..

	Human Development Index	Inequality-adjusted HDI		Gender Development Index		Gender Inequality Index		Multidimensional Poverty Index <sup>a</sup>		
	Value	Value	Overall loss (%)	Difference from HDI rank <sup>b</sup>	Value	Group <sup>c</sup>	Value	Rank	Value	Year and survey <sup>d</sup>
<b>HDI rank</b>	2015	2015	2015	2015	2015	2015	2015	2015	Value	2006–2015
118 Bolivia (Plurinational State of)	0.674	0.478	29.0	-6	0.934	3	0.446	98	0.097	2008 D
119 South Africa	0.666	0.435	34.7	-12	0.962	2	0.394	90	0.041	2012 N
120 Kyrgyzstan	0.664	0.582	12.3	20	0.967	2	0.394	90	0.008	2014 M
121 Iraq	0.649	0.505	22.3	1	0.804	5	0.525	123	0.052	2011 M
122 Cabo Verde	0.648	0.518	20.1	4	..	..	..	..	..	..
123 Morocco	0.647	0.456	29.5	-2	0.826	5	0.494	113	0.069	2011 P
124 Nicaragua	0.645	0.479	25.8	1	0.961	2	0.462	103	0.088	2011/2012 D
125 Guatemala	0.640	0.450	29.6	-2	0.959	2	0.494	113	..	..
125 Namibia	0.640	0.415	35.2	-13	0.986	1	0.474	108	0.205	2013 D
127 Guyana	0.638	0.518	18.8	10	0.943	3	0.508	117	0.031	2009 D
127 Micronesia (Federated States of)	0.638	..	..	..	..	..	..	..	..	..
129 Tajikistan	0.627	0.532	15.2	16	0.930	3	0.322	65	0.031	2012 D
130 Honduras	0.625	0.443	29.2	0	0.942	3	0.461	101	0.098 <sup>†</sup>	2011/2012 D
131 India	0.624	0.454	27.2	4	0.819	5	0.530	125	0.282	2005/2006 D
132 Bhutan	0.607	0.428	29.4	-3	0.900	5	0.477	110	0.128	2010 M
133 Timor-Leste	0.605	0.416	31.2	-5	0.858	5	..	..	0.322	2009/2010 D
134 Vanuatu	0.597	0.494	17.2	12	..	..	..	..	0.135	2007 M
135 Congo	0.592	0.446	24.8	6	0.932	3	0.592	141	0.192	2011/2012 D
135 Equatorial Guinea	0.592	..	..	..	..	..	..	..	..	..
137 Kiribati	0.588	0.394	33.1	-7	..	..	..	..	..	..
138 Lao People's Democratic Republic	0.586	0.427	27.1	1	0.924	4	0.468	106	0.186	2011/2012 M
139 Bangladesh	0.579	0.412	28.9	-2	0.927	3	0.520	119	0.188	2014 D
139 Ghana	0.579	0.391	32.5	-8	0.899	5	0.547	131	0.147	2014 D
139 Zambia	0.579	0.373	35.6	-11	0.924	4	0.526	124	0.264	2013/2014 D
142 Sao Tome and Principe	0.574	0.432	24.7	7	0.907	4	0.524	122	0.217	2008/2009 D
143 Cambodia	0.563	0.436	22.5	11	0.892	5	0.479	112	0.150	2014 D
144 Nepal	0.558	0.407	27.0	2	0.925	4	0.497	115	0.116	2014 M
145 Myanmar	0.556	..	..	..	..	..	0.374	80	..	..
146 Kenya	0.555	0.391	29.5	-1	0.919	4	0.565	135	0.166	2014 D
147 Pakistan	0.550	0.380	30.9	-2	0.742	5	0.546	130	0.237	2012/2013 D
<b>LOW HUMAN DEVELOPMENT</b>										
148 Swaziland	0.541	0.361	33.3	-5	0.853	5	0.566	137	0.113	2010 M
149 Syrian Arab Republic	0.536	0.419	21.8	10	0.851	5	0.554	133	0.028	2009 P
150 Angola	0.533	0.336	37.0	-8	..	..	..	..	..	..
151 Tanzania (United Republic of)	0.531	0.396	25.4	7	0.937	3	0.544	129	0.335	2010 D
152 Nigeria	0.527	0.328	37.8	-10	0.847	5	..	..	0.279	2013 D
153 Cameroon	0.518	0.348	32.8	-1	0.853	5	0.568	138	0.260	2011 D
154 Papua New Guinea	0.516	..	..	..	..	..	0.595	143	..	..
154 Zimbabwe	0.516	0.369	28.5	2	0.927	3	0.540	126	0.128	2014 M
156 Solomon Islands	0.515	0.392	23.8	9	..	..	..	..	..	..
157 Mauritania	0.513	0.347	32.4	1	0.818	5	0.626	147	0.291	2011 M
158 Madagascar	0.512	0.374	27.0	7	0.948	3	..	..	0.420	2008/2009 D
159 Rwanda	0.498	0.339	31.9	1	0.992	1	0.383	84	0.253	2014/2015 D
160 Comoros	0.497	0.270	45.8	-18	0.817	5	..	..	0.165	2012 D/M
160 Lesotho	0.497	0.320	35.6	-6	0.962	2	0.549	132	0.227	2009 D
162 Senegal	0.494	0.331	33.1	1	0.886	5	0.521	120	0.278	2014 D
163 Haiti	0.493	0.298	39.6	-7	..	..	0.593	142	0.242	2012 D
163 Uganda	0.493	0.341	30.9	6	0.878	5	0.522	121	0.359	2011 D
165 Sudan	0.490	..	..	..	0.839	5	0.575	140	0.290	2010 M
166 Togo	0.487	0.332	31.9	5	0.841	5	0.556	134	0.242	2013/2014 D
167 Benin	0.485	0.304	37.4	-3	0.858	5	0.613	144	0.343	2011/2012 D
168 Yemen	0.482	0.320	33.7	0	0.737	5	0.767	159	0.200	2013 D
169 Afghanistan	0.479	0.327	31.8	3	0.609	5	0.667	154	0.293 <sup>†</sup>	2010/2011 M
170 Malawi	0.476	0.328	31.2	5	0.921	4	0.614	145	0.273	2013/2014 M
171 Côte d'Ivoire	0.474	0.294	37.8	-2	0.814	5	0.672	155	0.307	2011/2012 D
172 Djibouti	0.473	0.310	34.6	3	..	..	..	..	0.127	2006 M
173 Gambia	0.452	..	..	..	0.878	5	0.641	148	0.289	2013 D
174 Ethiopia	0.448	0.330	26.3	10	0.842	5	0.499	116	0.537	2011 D
175 Mali	0.442	0.293	33.7	0	0.786	5	0.689	156	0.456	2012/2013 D
176 Congo (Democratic Republic of the)	0.435	0.297	31.9	3	0.832	5	0.663	153	0.369	2013/2014 D

	Human Development Index		Inequality-adjusted HDI		Gender Development Index		Gender Inequality Index		Multidimensional Poverty Index <sup>a</sup>	
	Value	Value	Overall loss (%)	Difference from HDI rank <sup>b</sup>	Value	Group <sup>c</sup>	Value	Rank	Value	Year and survey <sup>d</sup>
<b>HDI rank</b>	2015	2015	2015	2015	2015	2015	2015	2015	Value	2006–2015
177 Liberia	0.427	0.284	33.4	1	0.830	5	0.649	150	0.356	2013 D
178 Guinea-Bissau	0.424	0.257	39.3	-5	..	..	..	..	0.495	2006 M
179 Eritrea	0.420	..	..	..	..	..	..	..	..	..
179 Sierra Leone	0.420	0.262	37.8	-3	0.871	5	0.650	151	0.411	2013 D
181 Mozambique	0.418	0.280	33.0	3	0.879	5	0.574	139	0.390	2011 D
181 South Sudan	0.418	..	..	..	..	..	..	..	0.551	2010 M
183 Guinea	0.414	0.270	34.8	2	0.784	5	..	..	0.425	2012 D/M
184 Burundi	0.404	0.276	31.5	4	0.919	4	0.474	108	0.442	2010 D
185 Burkina Faso	0.402	0.267	33.6	2	0.874	5	0.615	146	0.508	2010 D
186 Chad	0.396	0.238	39.9	-1	0.765	5	0.695	157	0.545	2010 M
187 Niger	0.353	0.253	28.3	1	0.732	5	0.695	157	0.584	2012 D
188 Central African Republic	0.352	0.199	43.5	0	0.776	5	0.648	149	0.424	2010 M
<b>OTHER COUNTRIES OR TERRITORIES</b>										
Korea (Democratic People's Rep. of)	..	..	..	..	..	..	..	..	..	..
Marshall Islands	..	..	..	..	..	..	..	..	..	..
Monaco	..	..	..	..	..	..	..	..	..	..
Nauru	..	..	..	..	..	..	..	..	..	..
San Marino	..	..	..	..	..	..	..	..	..	..
Somalia	..	..	..	..	..	..	..	..	0.500	2006 M
Tuvalu	..	..	..	..	..	..	..	..	..	..
<b>Human Development Index groups</b>										
Very high human development	0.892	0.793	11.1	—	0.980	—	0.174	—	..	—
High human development	0.746	0.597	20.0	—	0.958	—	0.291	—	..	—
Medium human development	0.631	0.469	25.7	—	0.871	—	0.491	—	..	—
Low human development	0.497	0.337	32.3	—	0.849	—	0.590	—	..	—
<b>Developing countries</b>	0.668	0.499	25.2	—	0.913	—	0.469	—	..	—
<b>Regions</b>										
Arab States	0.687	0.498	27.5	—	0.856	—	0.535	—	..	—
East Asia and the Pacific	0.720	0.581	19.3	—	0.956	—	0.315	—	..	—
Europe and Central Asia	0.756	0.660	12.7	—	0.951	—	0.279	—	..	—
Latin America and the Caribbean	0.751	0.575	23.4	—	0.981	—	0.390	—	..	—
South Asia	0.621	0.449	27.7	—	0.822	—	0.520	—	..	—
Sub-Saharan Africa	0.523	0.355	32.2	—	0.877	—	0.572	—	..	—
<b>Least developed countries</b>	0.508	0.356	30.0	—	0.874	—	0.555	—	..	—
<b>Small island developing states</b>	0.667	0.500	25.1	—	..	—	0.463	—	..	—
<b>Organisation for Economic Co-operation and Development</b>	0.887	0.776	12.6	—	0.974	—	0.194	—	..	—
<b>World</b>	<b>0.717</b>	<b>0.557</b>	<b>22.3</b>	—	<b>0.938</b>	—	<b>0.443</b>	—	..	—

## NOTES

- a** Not all indicators were available for all countries, so caution should be used in cross-country comparisons. Where an indicator is missing, weights of available indicators are adjusted to total 100 percent. See *Technical note 5* at [http://hdr.undp.org/sites/default/files/hdr2016\\_technical\\_notes.pdf](http://hdr.undp.org/sites/default/files/hdr2016_technical_notes.pdf) for details.
- b** Based on countries for which the Inequality-adjusted Human Development Index is calculated.
- c** Countries are divided into five groups by absolute deviation from gender parity in HDI values.
- d** *D* indicates data from Demographic and Health Surveys, *M* from Multiple Indicator Cluster Surveys, *P* from Pan Arab Population and Family Health Survey and *N* from national surveys (see <http://hdr.undp.org/en/faq-page/multidimensional-poverty-index-mpi> for the list of national surveys).

- e** Refers to urban areas only.
- f** Missing indicator on child mortality.
- g** Missing indicators on nutrition.
- h** Missing indicator on type of floor.
- i** Missing indicator on cooking fuel.
- j** Missing indicator on school attendance.
- k** Missing indicator on electricity.

## SOURCES

- Column 1:** HDRO calculations based on data from UNDESA (2015), UNESCO Institute for Statistics (2016), United Nations Statistics Division (2016), World Bank (2016b), Barro and Lee (2016) and IMF (2016).
- Column 2:** Calculated as the geometric mean of the values in inequality-adjusted life expectancy index, inequality-adjusted education index and inequality-adjusted income index using the methodology in *Technical note 2* (available at [http://hdr.undp.org/sites/default/files/hdr2016\\_technical\\_notes.pdf](http://hdr.undp.org/sites/default/files/hdr2016_technical_notes.pdf)).
- Column 3:** Calculated based on data in columns 1 and 2.
- Column 4:** Calculated based on data in column 2 and recalculated HDI ranks for countries for which the Inequality-adjusted HDI is calculated.

**Column 5:** HDRO calculations based on data from UNDESA (2015), UNESCO Institute for Statistics (2016), Barro and Lee (2016), World Bank (2016b), ILO (2016) and IMF (2016).

**Column 6:** Calculated based on data in column 5.

**Column 7:** HDRO calculations based on data from UN Maternal Mortality Estimation Group (2016), UNDESA (2015), IPU (2016), UNESCO Institute for Statistics (2016) and ILO (2016).

**Column 8:** Calculated based on data in column 7.

**Columns 9 and 10:** HDRO calculations based on data on household deprivations in education, health and living standards from various household surveys listed in column 10 using a revised methodology described in *Technical note 5* (available at [http://hdr.undp.org/sites/default/files/hdr2016\\_technical\\_notes.pdf](http://hdr.undp.org/sites/default/files/hdr2016_technical_notes.pdf)).

## Notes

---

- 1 UNFPA 2014.
- 2 United Nations 2015a.
- 3 United Nations 2015b.
- 4 UNDP 1990.
- 5 United Nations 2015a.
- 6 United Nations 2016.
- 7 United Nations 2016.
- 8 UNICEF 2014.
- 9 IEA 2016.
- 10 UNAIDS 2016a.
- 11 UNHCR 2016.
- 12 UNDP 2014.
- 13 SIDA 2015.
- 14 UNDP 2015a.
- 15 UNDESA 2016.
- 16 WHO 2011.
- 17 UNFPA 2015.
- 18 ILGA 2016.
- 19 Charmes 2015.
- 20 Abadeer 2015.
- 21 Human Development Report Office calculation using data from Milanović (2016).
- 22 The Social Progress Imperative's Social Progress Index website ([www.socialprogressimperative.org/global-index/](http://www.socialprogressimperative.org/global-index/), accessed 12 December 2016).
- 23 The Sustainable Development Solutions Network's World Happiness Report website (<http://worldhappiness.report>, accessed 12 December 2016).
- 24 The Organisation for Economic Co-operation and Development's Better Life Index website ([www.oecdbetterlifeindex.org](http://www.oecdbetterlifeindex.org), accessed 12 December 2016).
- 25 Centre for Bhutan Studies and GNH Research's Gross National Happiness Index website ([www.grossnationalhappiness.com/articles/](http://www.grossnationalhappiness.com/articles/), accessed 12 December 2016).
- 26 In 2009 the UN Secretary-General created the Global Pulse initiative aiming to harness Big Data as a public good in the service of sustainable development and humanitarian action. In 2014 the UN Statistical Commission formed a Global Working Group on Big Data. The Global Partnership on Sustainable Development Data was formed among governments, corporate, UN and international financial institutions, nonprofits and academic stakeholders. It currently has 150 members.
- 27 Demirgüç-Kunt and others 2014.
- 28 Harris and Marks 2009.
- 29 WFP 2016.
- 30 World Bank 2016a.
- 31 UNESCO 2013.
- 32 World Bank 2015a.
- 33 *The Economist* 2016.
- 34 UNDESA 2016.
- 35 WEF 2016.
- 36 Cecchini and others 2015.
- 37 Cashin 2016.
- 38 UN Women 2016.
- 39 UNDESA 2016.
- 40 UNDESA 2016.
- 41 UNAIDS 2016b.
- 42 WHO 2016.
- 43 *The Guardian* 2016.
- 44 WHO 2016.
- 45 World Bank 2015b.
- 46 World Bank 2015b.
- 47 UNDP 2015b.
- 48 Demos Helsinki 2016.
- 49 United Nations 2013.
- 50 UN Women 2015.

## References

- Abadeer, A. 2015.** *Norms and Gender Discrimination in the Arab World*. New York: Palgrave Macmillan.
- Barro, R.J., and J.-W. Lee. 2016.** Dataset of Educational Attainment, February 2016 Revision. [www.barrolee.com](http://www.barrolee.com). Accessed 8 June 2016.
- Cashin, C. 2016.** *Health Financing Policy: The Macroeconomic, Fiscal, and Public Finance Context*. World Bank Studies. Washington, DC. <http://elibrary.worldbank.org/doi/abs/10.1596/978-1-4648-0796-1>. Accessed 7 November 2016.
- Cecchini, S., F. Filgueira, R. Martínez and C. Rossel. 2015.** *Towards Universal Social Protection. Latin American Pathways and Policy Tools*. Santiago, Chile: Economic Commission for Latin America and the Caribbean.
- Charmes, J. 2015.** "Time Use Across the World: Findings of a World Compilation of Time Use Surveys." HDRO Occasional Paper. [www.hdr.undp.org/sites/default/files/charmes\\_hdr\\_2015\\_final.pdf](http://www.hdr.undp.org/sites/default/files/charmes_hdr_2015_final.pdf). Accessed 27 October 2016.
- Demirgüç-Kunt, A., L.F. Klapper, D. Singer and P. Van Oudheusden. 2014.** "The Global Findex Database 2014: Measuring Financial Inclusion around the World." Policy Research Working Paper 7255. World Bank, Washington, DC. <http://documents.worldbank.org/curated/en/187761468179367706/pdf/WPS7255.pdf>. Accessed 21 December 2016.
- Demos Helsinki. 2016.** "Thousands to Receive Basic Income in Finland: A Trial That Could Lead to the Greatest Societal Transformation of our Time." Helsinki. [www.demoshelsinki.fi/en/2016/08/30/thousands-to-receive-basic-income-in-finland-a-trial-that-could-lead-to-the-greatest-societal-transformation-of-our-time/](http://www.demoshelsinki.fi/en/2016/08/30/thousands-to-receive-basic-income-in-finland-a-trial-that-could-lead-to-the-greatest-societal-transformation-of-our-time/). Accessed 7 November 2016.
- The Economist. 2016.** "Early Childhood Development: Give Me a Child." 29 October.
- The Guardian. 2016.** "Brazil is 'Badly Losing' the Battle against Zika Virus, Says Health Minister." 26 January. [www.theguardian.com/world/2016/jan/26/brazil-zika-virus-health-minister-armed-forces-eradication](http://www.theguardian.com/world/2016/jan/26/brazil-zika-virus-health-minister-armed-forces-eradication). Accessed 30 November 2016.
- Harris, R., and W. Marks. 2009.** "Compact Ultrasound for Improving Maternal and Prenatal Care in Low-Resource Settings: Review of Potential Benefits, Implementation Challenges, and Public Health Issues." *Journal of Ultrasound Medicine* 28: 1067–1076.
- IEA (International Energy Agency). 2016.** *Energy and Air Pollution: World Energy Outlook Special Report*. Paris. [www.iea.org/publications/freepublications/publication/WorldEnergyOutlookSpecialReport2016EnergyandAirPollution.pdf](http://www.iea.org/publications/freepublications/publication/WorldEnergyOutlookSpecialReport2016EnergyandAirPollution.pdf). Accessed 23 August 2016.
- ILGA (International Lesbian, Gay, Bisexual, Trans, and Intersex Association). 2016.** "Sexual Orientation Laws in the World: Criminalisation." Geneva. [http://ilga.org/downloads/04\\_ILGA\\_WorldMap\\_ENGLISH\\_Crime\\_May2016.pdf](http://ilga.org/downloads/04_ILGA_WorldMap_ENGLISH_Crime_May2016.pdf). Accessed 26 October 2016.
- ILO (International Labour Organization). 2016.** *Key Indicators of the Labour Market: 9th edition*. Geneva. [www.ilo.org/kilm](http://www.ilo.org/kilm). Accessed 9 June 2016.
- IMF (International Monetary Fund). 2016.** World Economic Outlook database. Washington, DC. [www.imf.org/external/pubs/ft/weo/2016/02/](http://www.imf.org/external/pubs/ft/weo/2016/02/). Accessed 10 October 2016.
- IPU (Inter-Parliamentary Union). 2016.** Women in national parliaments. [www.ipu.org/wmn-e/classif-arc.htm](http://www.ipu.org/wmn-e/classif-arc.htm). Accessed 19 July 2016.
- Milanović, B. 2016.** *Global Inequality: A New Approach for the Age of Globalization*. Cambridge, MA: The Belknap Press of Harvard University Press.
- SIDA (Swedish International Development Agency). 2015.** *Women and Land Rights*. Stockholm. [www.sida.se/English/contact-us/offices-in-sweden/?epieditmode=true](http://www.sida.se/English/contact-us/offices-in-sweden/?epieditmode=true). Accessed 26 October 2016.
- UNAIDS (Joint United Nations Programme on HIV/AIDS). 2016a.** *AIDS by the Numbers*. Geneva. [www.unaids.org/sites/default/files/media\\_asset/AIDS-by-the-numbers-2016\\_en.pdf](http://www.unaids.org/sites/default/files/media_asset/AIDS-by-the-numbers-2016_en.pdf). Accessed 23 August 2016.
- . **2016b.** *Global Aids Update 2016*. Geneva. [www.unaids.org/sites/default/files/media\\_asset/global-AIDS-update-2016\\_en.pdf](http://www.unaids.org/sites/default/files/media_asset/global-AIDS-update-2016_en.pdf). Accessed 25 August 2016.
- UNDESA (United Nations Department of Economic and Social Affairs). 2015.** *World Population Prospects: The 2015 Revision*. New York. <https://esa.un.org/unpd/wpp/>. Accessed 19 July 2016.
- . **2016.** *Global Sustainable Development Report*. [https://sustainabledevelopment.un.org/content/documents/2328Global%20Sustainable%20development%20report%202016%20\(final\).pdf](https://sustainabledevelopment.un.org/content/documents/2328Global%20Sustainable%20development%20report%202016%20(final).pdf). Accessed 1 November 2016.
- UNDP (United Nations Development Programme). 1990.** *Human Development Report 1990: Concept and Measurement of Human Development*. New York. <http://hdr.undp.org/en/reports/global/hdr1990>. Accessed 11 October 2016.
- . **2014.** *Beyond Geography, Unlocking Human Potential*. Kathmandu. [www.hdr.undp.org/sites/default/files/nepal\\_nhdr\\_2014-final.pdf](http://www.hdr.undp.org/sites/default/files/nepal_nhdr_2014-final.pdf). Accessed 26 October 2016.
- . **2015a.** *Growth that Works for All: Viet Nam Human Development Report 2015 on Inclusive Growth*. Hanoi. [www.hdr.undp.org/sites/default/files/nhdr\\_2015\\_e.pdf](http://www.hdr.undp.org/sites/default/files/nhdr_2015_e.pdf). Accessed 26 October 2016.
- . **2015b.** *Human Development Report 2015. Work for Human Development*. New York. [http://hdr.undp.org/sites/default/files/2015\\_human\\_development\\_report.pdf](http://hdr.undp.org/sites/default/files/2015_human_development_report.pdf). Accessed 11 October 2016.
- UNESCO (United Nations Educational, Scientific and Cultural Organization). 2013.** *Education for All Global Monitoring Report—Girls' Education—The Facts*. Paris.
- UNESCO (United Nations Educational, Scientific and Cultural Organization) Institutes for Statistics. 2016.** Data Centre. <http://data.uis.unesco.org>. Accessed 10 June 2016.
- UNFPA (United Nations Population Fund). 2014.** *State of World Population 2014: The Power of 1.8 Billion*. New York. [www.unfpa.org/sites/default/files/pub-pdf/EN-SWOP14-Report\\_FINAL-web.pdf](http://www.unfpa.org/sites/default/files/pub-pdf/EN-SWOP14-Report_FINAL-web.pdf). Accessed 20 October 2016.
- . **2015.** *State of World Population 2015*. [www.unfpa.org/migration](http://www.unfpa.org/migration). Accessed 26 October 2016.
- UNHCR (United Nations High Commissioner for Refugees). 2016.** *Global Trends. Forced Displacement in 2015*. Geneva. <https://s3.amazonaws.com/unhcrsharedmedia/2016/2016-06-20-global-trends/2016-06-14-Global-Trends-2015.pdf>. Accessed 23 August 2016.
- UNICEF (United Nations Children's Fund). 2014.** *Ending Child Marriage: Progress and Prospects*. New York. [www.unicef.org/media/files/Child\\_Marriage\\_Report\\_7\\_17\\_LR..pdf](http://www.unicef.org/media/files/Child_Marriage_Report_7_17_LR..pdf). Accessed 23 August 2016.
- United Nations. 2013.** "Promotion and Protection of the Right to Freedom of Opinion and Expression." Note by the Secretary-General. A/68/362. New York. <https://documents-dds-ny.un.org/doc/UNDOC/GEN/N13/464/76/pdf/N1346476.pdf?OpenElement>. Accessed 7 November 2016.

- . **2015a.** *The Millennium Development Goals Report 2015.* New York. [www.un.org/millenniumgoals/2015\\_MDG\\_Report/pdf/MDG%202015%20rev%20\(July%201\).pdf](http://www.un.org/millenniumgoals/2015_MDG_Report/pdf/MDG%202015%20rev%20(July%201).pdf). Accessed 23 August 2016.
- . **2015b.** “Transforming Our World: The 2030 Agenda for Sustainable Development. Resolution adopted by the General Assembly on 25 September 2015.” New York. [www.un.org/ga/search/view\\_doc.asp?symbol=A/RES/70/1&Lang=E](http://www.un.org/ga/search/view_doc.asp?symbol=A/RES/70/1&Lang=E). Accessed 11 October 2016.
- . **2016.** *The Sustainable Development Goals Report 2016.* New York. <http://unstats.un.org/sdgs/report/2016/The%20Sustainable%20Development%20Goals%20Report%202016.pdf>. Accessed 23 August 2016.
- United Nations Statistics Division. 2016.** National Accounts Main Aggregates Database. <http://unstats.un.org/unsd/snaama>. Accessed 15 October 2016.
- UN Maternal Mortality Estimation Group (World Health Organization, United Nations Children’s Fund, United Nations Population Fund and World Bank). 2016.** Maternal mortality data. <http://data.unicef.org/topic/maternal-health/maternal-mortality/>. Accessed 28 April 2016.
- UN Women (United Nations Entity for Gender Equality and the Empowerment of Women). 2015.** “World Leaders Agree: We Must Close the Gender Gap: Historic Gathering Boosts Political Commitment for Women’s Empowerment at the Highest Levels.” Press release, 27 September. New York. [www.unwomen.org/en/news/stories/2015/9/press-release-global-leaders-meeting](http://www.unwomen.org/en/news/stories/2015/9/press-release-global-leaders-meeting). Accessed 12 December 2016.
- . **2016.** “Facts and Figures: Leadership and Political Participation: Women in Parliaments.” [www.unwomen.org/en/what-we-do/leadership-and-political-participation/facts-and-figures](http://www.unwomen.org/en/what-we-do/leadership-and-political-participation/facts-and-figures). Accessed 22 November 2016.
- WEF (World Economic Forum). 2016.** *The Future of Jobs. Employment, Skills and Workforce Strategy for the Fourth Industrial Revolution.* Geneva. [http://www3.weforum.org/docs/WEF\\_Future\\_of\\_Jobs.pdf](http://www3.weforum.org/docs/WEF_Future_of_Jobs.pdf). Accessed 25 August 2016.
- WFP (World Food Programme). 2016.** “School Meals.” Rome. [www.wfp.org/school-meals](http://www.wfp.org/school-meals). Accessed 7 November 2016.
- WHO (World Health Organization). 2011.** *World Report on Disability.* [www.who.int/disabilities/world\\_report/2011/en/](http://www.who.int/disabilities/world_report/2011/en/). Accessed 28 November 2016.
- . **2016.** “Zika Strategic Response Plan.” Geneva. <http://apps.who.int/iris/bitstream/10665/246091/1/WHO-ZIKV-SRF-16.3-eng.pdf>. Accessed 12 December 2016.
- World Bank. 2015a.** “Boosting the Health of Toddlers’ Bodies and Brains Brings Multiple Benefits: But Too Often the Wrong Methods Are Used.” Washington, DC. [www.worldbank.org/en/topic/early-childhooddevelopment/overview](http://www.worldbank.org/en/topic/early-childhooddevelopment/overview). Accessed 7 November 2016.
- . **2015b.** “5 Ways to Reduce the Drivers of Climate Change.” Washington, DC. [www.worldbank.org/en/news/feature/2015/03/18/5-ways-reduce-drivers-climate-change?cid=CCG\\_TTccgEN\\_D\\_EXT](http://www.worldbank.org/en/news/feature/2015/03/18/5-ways-reduce-drivers-climate-change?cid=CCG_TTccgEN_D_EXT). Accessed 7 November 2016.
- . **2016a.** *Poverty and Shared Prosperity 2016: Taking on Inequality.* Washington DC. [www.worldbank.org/en/publication/poverty-and-shared-prosperity](http://www.worldbank.org/en/publication/poverty-and-shared-prosperity). Accessed 22 November 2016.
- . **2016b.** World Development Indicators database. Washington, DC. <http://data.worldbank.org>. Accessed 14 October 2016.

# Key to HDI countries and ranks, 2015

Afghanistan	169	Germany	4	Pakistan	147
Albania	75	Ghana	139	Palau	60
Algeria	83	Greece	29	Palestine, State of	114
Andorra	32	Grenada	79	Panama	60
Angola	150	Guatemala	125	Papua New Guinea	154
Antigua and Barbuda	62	Guinea	183	Paraguay	110
Argentina	45	Guinea-Bissau	178	Peru	87
Armenia	84	Guyana	127	Philippines	116
Australia	2	Haiti	163	Poland	36
Austria	24	Honduras	130	Portugal	41
Azerbaijan	78	Hong Kong, China (SAR)	12	Qatar	33
Bahamas	58	Hungary	43	Romania	50
Bahrain	47	Iceland	9	Russian Federation	49
Bangladesh	139	India	131	Rwanda	159
Barbados	54	Indonesia	113	Saint Kitts and Nevis	74
Belarus	52	Iran (Islamic Republic of)	69	Saint Lucia	92
Belgium	22	Iraq	121	Saint Vincent and the Grenadines	99
Belize	103	Ireland	8	Samoa	104
Benin	167	Israel	19	Sao Tome and Principe	142
Bhutan	132	Italy	26	Saudi Arabia	38
Bolivia (Plurinational State of)	118	Jamaica	94	Senegal	162
Bosnia and Herzegovina	81	Japan	17	Serbia	66
Botswana	108	Jordan	86	Seychelles	63
Brazil	79	Kazakhstan	56	Sierra Leone	179
Brunei Darussalam	30	Kenya	146	Singapore	5
Bulgaria	56	Kiribati	137	Slovakia	40
Burkina Faso	185	Korea (Republic of)	18	Slovenia	25
Burundi	184	Kuwait	51	Solomon Islands	156
Cabo Verde	122	Kyrgyzstan	120	South Africa	119
Cambodia	143	Lao People's Democratic Republic	138	South Sudan	181
Cameroon	153	Latvia	44	Spain	27
Canada	10	Lebanon	76	Sri Lanka	73
Central African Republic	188	Lesotho	160	Sudan	165
Chad	186	Liberia	177	Suriname	97
Chile	38	Libya	102	Swaziland	148
China	90	Liechtenstein	15	Sweden	14
Colombia	95	Lithuania	37	Switzerland	2
Comoros	160	Luxembourg	20	Syrian Arab Republic	149
Congo	135	Madagascar	158	Tajikistan	129
Congo (Democratic Republic of the)	176	Malawi	170	Tanzania (United Republic of)	151
Costa Rica	66	Malaysia	59	Thailand	87
Côte d'Ivoire	171	Maldives	105	The former Yugoslav Republic of Macedonia	82
Croatia	45	Mali	175	Timor-Leste	133
Cuba	68	Malta	33	Togo	166
Cyprus	33	Mauritania	157	Tonga	101
Czech Republic	28	Mauritius	64	Trinidad and Tobago	65
Denmark	5	Mexico	77	Tunisia	97
Djibouti	172	Micronesia (Federated States of)	127	Turkey	71
Dominica	96	Moldova (Republic of)	107	Turkmenistan	111
Dominican Republic	99	Mongolia	92	Uganda	163
Ecuador	89	Montenegro	48	Ukraine	84
Egypt	111	Morocco	123	United Arab Emirates	42
El Salvador	117	Mozambique	181	United Kingdom	16
Equatorial Guinea	135	Myanmar	145	United States	10
Eritrea	179	Namibia	125	Uruguay	54
Estonia	30	Nepal	144	Uzbekistan	105
Ethiopia	174	Netherlands	7	Vanuatu	134
Fiji	91	New Zealand	13	Venezuela (Bolivarian Republic of)	71
Finland	23	Nicaragua	124	Viet Nam	115
France	21	Niger	187	Yemen	168
Gabon	109	Nigeria	152	Zambia	139
Gambia	173	Norway	1	Zimbabwe	154
Georgia	70	Oman	52		



United Nations Development Programme

One United Nations Plaza

New York, NY 10017

[www.undp.org](http://www.undp.org)

Universalism is at the core of the human development approach. Human freedoms must be enlarged for all human beings—not a few, not the most, but all, in every corner of the world—to be able to realize their full potential now and in the future. The same spirit is shared by the 2030 Agenda and the Sustainable Development Goals—leaving no one out. So human development must be ensured for everyone.

Over the past quarter-century impressive progress has been made in human development, enriching billions of human lives. Yet progress has been uneven, bypassing groups, communities and societies. Some have achieved only the basics of human development, some not even that. Deprivations are deeper among people in specific locations or with specific conditions.

And substantial barriers persist for universal human development, some of which are deeply embedded in social and political identities and relationships—such as blatant violence, discriminatory laws, exclusionary social norms, imbalances in political participation and unequal distribution of opportunities.

However, human development is about more than satisfying basic needs. It encompasses voice and autonomy that matter in a dynamic world and through varying life conditions. Human development is about agency, self-determination and the freedom to make choices and shape outcomes.

Human development for everyone requires refocusing on some aspects of the human development approach—collective capabilities, not only individual capabilities; voice and autonomy, not only well-being; and inclusion, not only diversity. It also needs focusing on assessment perspectives going beyond averages and quantitative achievements only.

Caring for those left out requires a four pronged strategy at the national level: reaching those left out using universal policies, pursuing measures for groups with special needs, making human development resilient and empowering those left out. National policies must be complemented with actions at the global level by addressing issues related to the mandate, governance structures and work of global institutions.

We have every reason to hope that things can be changed and transformations can be made. What seem to be challenges today can be overcome tomorrow. The world has fewer than 15 years to achieve its inspirational agenda of leaving no one out. With our hearts, heads and hands together, we shall strive for peace and prosperity, partner with each other and seek a balance between the people and the planet. Once those objectives are achieved, we will reach the end of the road together. And when we look back, we will see that no one has been left out.

*“What humanity has achieved over the last 25 years gives us hope that fundamental changes are possible. We can build on what we have achieved, we can explore new possibilities to overcome challenges, we can attain what once seemed unattainable. Hopes are within our reach to realize.”*

—Helen Clark, administrator of the United Nations Development Programme

*“Human development for everyone is a commitment that transcends our country and we want our work to impact and enrich the lives of citizens from other nations.”*

—Juan Manuel Santos, president of Colombia and 2016 Nobel Peace Prize Laureate

*“We all have a responsibility, day in and day out, to make sustainability a guiding principle in action—as responsible politicians and decisionmakers in business and society, as individuals who are truly interested in our future.”*

—Dr. Angela Merkel, chancellor of the Federal Republic of Germany

*“Getting a clearer picture of poverty and deprivation is a fundamental first step towards designing and implementing more effective policies and interventions, as well as better targeting scarce resources where they will have the greatest impact.”*

—Melinda Gates, co-chair of the Bill & Melinda Gates Foundation

*“Human development reflects universalism—every life values, and every life is equally valuable. Human development has to be sustained and sustainable to enrich every human life so that we all can realize the full potential of our lives.”*

—Selim Jahan, lead author of the Report