

# GLOBAL TRENDS

## FORCED DISPLACEMENT IN 2015



**UNHCR**  
The UN Refugee Agency

# Trends at a Glance

## 2015 IN REVIEW

Global forced displacement has increased in 2015, with record-high numbers. By the end of the year, 65.3 million individuals were forcibly displaced worldwide as a result of persecution, conflict, generalized violence, or human rights violations. This is 5.8 million more than the previous year (59.5 million).

**65.3** MILLION  
FORCIBLY  
DISPLACED  
WORLDWIDE

If these 65.3 million persons were a nation, they would make up the 21<sup>st</sup> largest in the world.

21.3 million persons were refugees

16.1 million under UNHCR's mandate

5.2 million Palestinian refugees registered by UNRWA

40.8 million internally displaced persons<sup>1</sup>

3.2 million asylum-seekers

**12.4**  
MILLION

An estimated 12.4 million people were newly displaced due to conflict or persecution in 2015. This included 8.6 million individuals displaced<sup>2</sup> within the borders of their own country and 1.8 million newly displaced refugees.<sup>3</sup> The others were new applicants for asylum.

**3.7**  
MILLION

UNHCR estimates that at least 10 million people globally were stateless at the end of 2015. However, data recorded by governments and communicated to UNHCR were limited to 3.7 million stateless individuals in 78 countries.

**24**



PERSONS  
EVERY MINUTE

On average 24 people worldwide were displaced from their homes every minute of every day during 2015 – some 34,000 people per day. This compares to 30 per minute in 2014 and 6 per minute in 2005.

**86**

PER CENT

Developing regions hosted 86 per cent of the world's refugees under UNHCR's mandate. At 13.9 million people, this was the highest figure in more than two decades. The Least Developed Countries provided asylum to 4.2 million refugees or about 26 per cent of the global total.

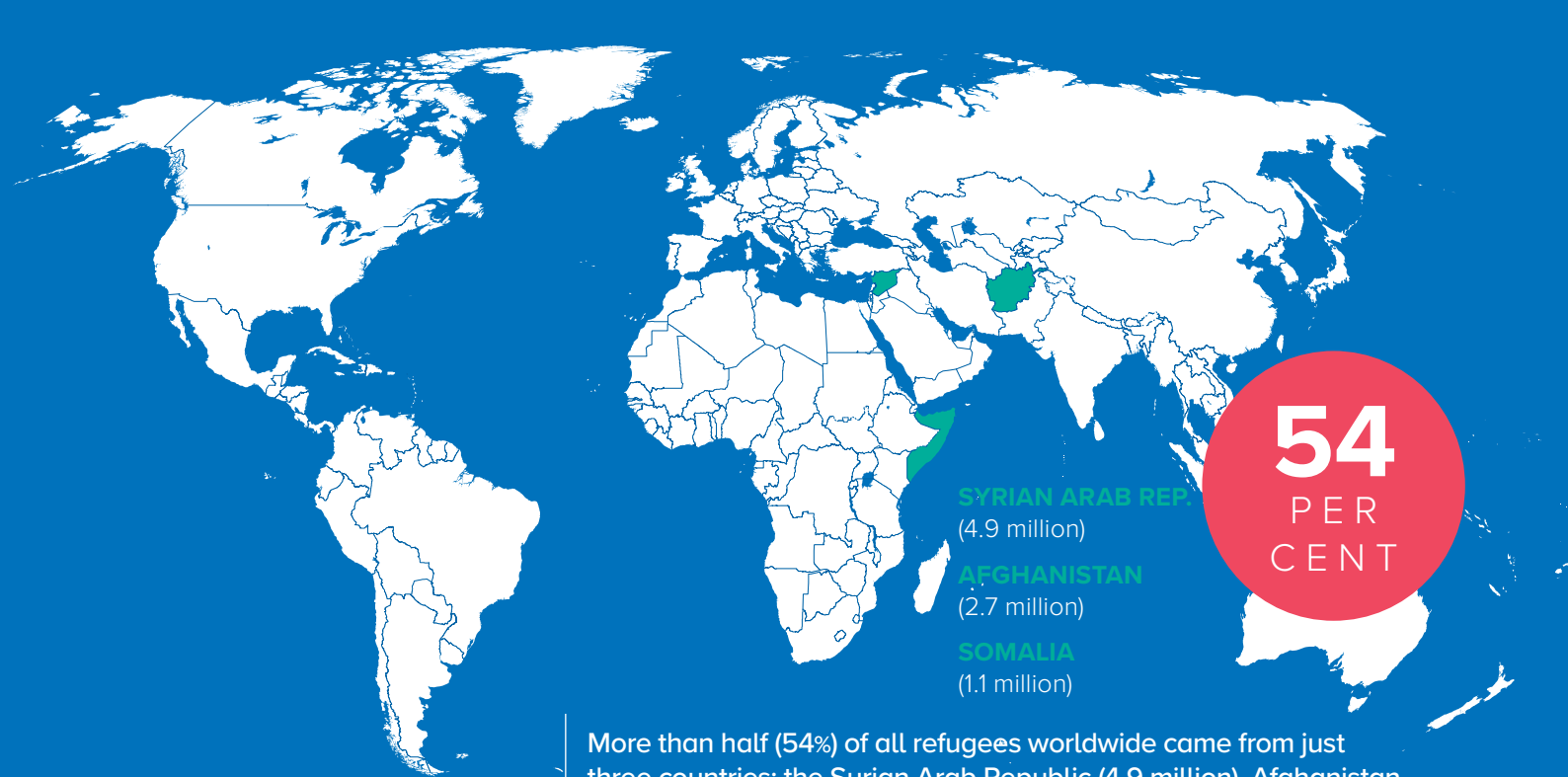
**183/1000**  
REFUGEES /  
INHABITANTS

Lebanon hosted the largest number of refugees in relation to its national population, with 183 refugees per 1,000 inhabitants. Jordan (87) and Nauru (50) ranked second and third, respectively.

<sup>1</sup> Source: Internal Displacement Monitoring Centre (IDMC) of the Norwegian Refugee Council (NRC).

<sup>2</sup> Ibid.

<sup>3</sup> The number of newly displaced refugees does not include applications for asylum whose refugee status has yet to be determined



**54**  
PER  
CENT

**SYRIAN ARAB REP.**  
(4.9 million)  
**AFGHANISTAN**  
(2.7 million)  
**SOMALIA**  
(1.1 million)

More than half (54%) of all refugees worldwide came from just three countries: the Syrian Arab Republic (4.9 million), Afghanistan (2.7 million), and Somalia (1.1 million).

**3.2**  
MILLION  
ASYLUM-SEEKERS

By end-2015, about 3.2 million people were waiting for a decision on their application for asylum.

**107,100**  
RESETTLEMENT

In 2015, UNHCR submitted 134,000 refugees to States for resettlement. According to government statistics, States admitted 107,100 refugees for resettlement during the year, with or without UNHCR's assistance. The United States of America accepted the highest number (66,500).

**201,400**  
REFUGEES  
RETURNED

During 2015, only 201,400 refugees returned to their countries of origin. Most returned to Afghanistan (61,400), Sudan (39,500), Somalia (32,300), or the Central African Republic (21,600).

**51**  
PER CENT

Children below 18 years of age constituted about half of the refugee population in 2015, up from 41 per cent in 2009 and the same as in 2014.

**2.0**  
MILLION  
ASYLUM APPLICATIONS

Asylum-seekers submitted a record high number of new applications for asylum or refugee status – estimated at 2.0 million. With 441,900 asylum claims, Germany was the world's largest recipient of new individual applications, followed by the United States of America (172,700), Sweden (156,400), and the Russian Federation (152,500).

**98,400**  
UNACCOMPANIED  
OR SEPARATED  
CHILDREN

Unaccompanied or separated children in 78 countries – mainly Afghans, Eritreans, Syrians, and Somalis – lodged some 98,400 asylum applications in 2015. This was the highest number on record since UNHCR started collecting such data in 2006.




- 1. TURKEY** (2.5 MILLION)
- 2. PAKISTAN** (1.6 MILLION)
- 3. LEBANON** (1.1 MILLION)
- 4. ISLAMIC REP. OF IRAN** (979,400)
- 5. ETHIOPIA** (736,100)
- 6. JORDAN** (664,100)

For the second consecutive year, Turkey hosted the largest number of refugees worldwide, with 2.5 million people.

Young Syrian boy flies a homemade kite made from a piece of insulation in Azraq Camp, Jordan – home to tens of thousands of Syrian refugees.





*“We are facing the biggest refugee and displacement crisis of our time. Above all, this is not just a crisis of numbers; it is also a crisis of solidarity.”*

Ban Ki Moon, United Nations Secretary General

## I. INTRODUCTION

**IN 2015, FORCED DISPLACEMENT CONTINUED TO AFFECT AN EVER-INCREASING NUMBER OF PEOPLE, REACHING 65.3 MILLION\* INDIVIDUALS BY THE END OF THE YEAR.**

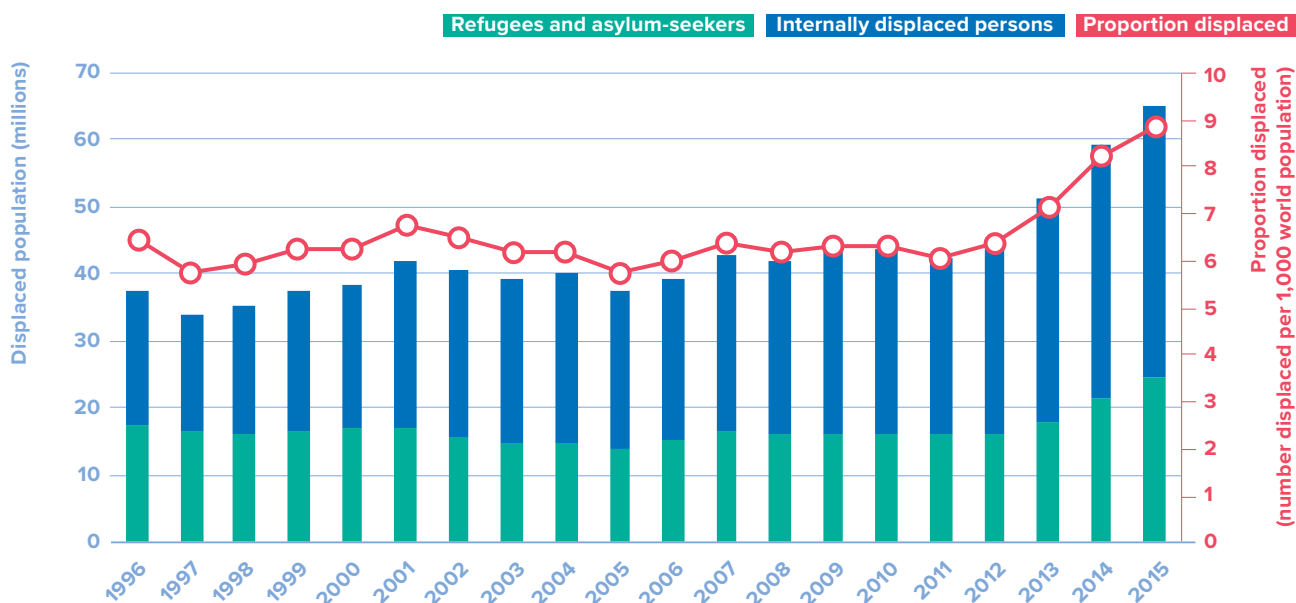
**W**hile the rate of increase has slowed compared with the particularly sharp rises of the past couple of years, the current number of displaced globally is nonetheless the highest since the aftermath of World War II.

Since 2011, when UNHCR announced a new record of 42.5 million forcibly displaced people globally, these numbers have risen sharply each year, from 45.2 million in 2012 to 51.2 million in 2013 and 59.5 million in 2014. This is an increase of more than 50 per cent in five years.

The total number of refugees and internally displaced persons (IDPs) protected or assisted by UNHCR stood at 52.6 million, compared to 46.7 million at the end of 2014. During the course of 2015 more than 12.4 million individuals were forced to leave their homes and seek protection elsewhere; of this

<sup>4</sup> These included 21.3 million refugees: 16.1 million under UNHCR's mandate and 5.2 million Palestinian refugees registered with the United Nations Relief and Works Agency for Palestine Refugees in the Near East (UNRWA). The global figure also included 40.8 million internally displaced persons (source: IDMC) and close to 3.2 million individuals whose asylum applications had not yet been adjudicated by the end of the reporting period.

**Fig.1 Trend of global displacement & proportion displaced | 1996 - 2015 (end-year)**



number, some 8.6 million remained within their own countries and around 1.8 million sought international protection abroad. In addition, 2.0 million new claims for asylum were made within the year.

The global population of forcibly displaced people today is larger than the entire population of the United Kingdom.<sup>5</sup> If they were a country, the forcibly displaced would be the 21<sup>st</sup> largest in the world. Some nationalities were particularly affected by forced displacement. With 4.9 million refugees, 6.6 million IDPs, and nearly 250,000 asylum-seekers, an estimated 11.7 million Syrians were displaced by end-2015, seeking protection within Syria or abroad. Other large displaced populations – those with over 2 million people displaced, either internally or as refugees or asylum-seekers – at the end of 2015 were Afghans, Colombians, Congolese, Iraqis, Nigerians, Somalis, Sudanese, South Sudanese, and Yemenis.

The global population of forcibly displaced people has increased substantially in the past two decades, rising from 37.3 million in 1996 to 65.3 million in 2015 – a 75 per cent increase. From 1999 to 2011 this population remained relatively stable, fluctuating at around six individuals per 1,000, or about one in about every 167 people.<sup>6</sup> Since then, however, and coinciding with the beginning of the ‘Arab Spring’ and the Syrian conflict, this proportion has increased dramatically, rising to nearly nine per 1,000 by the end of 2015 or one in about every 113 people **FIGURE 1**. A tragic sign of our times, forced displacement impacts

an ever-increasing number of individuals, families, and communities, as well as a rising proportion of the world population.

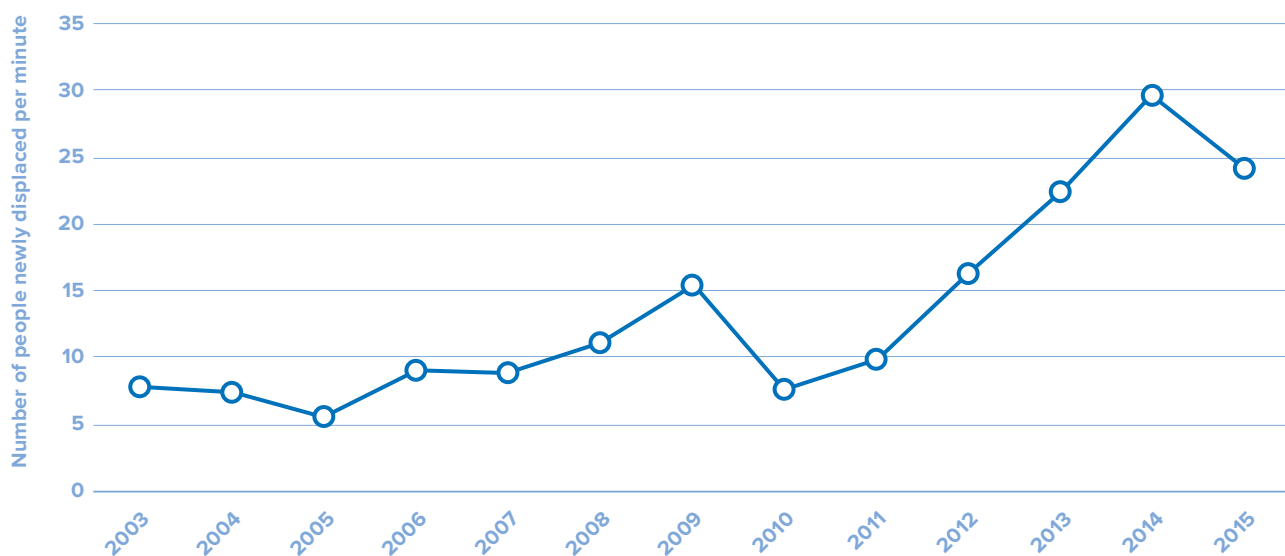
The conflict in the Syrian Arab Republic, which entered its fifth year in 2015, garnered significant worldwide attention because of the large refugee flows and humanitarian needs it generated. Yet other unresolved crises and conflicts, as well as new ones that arose during the year, also contributed to the increase in global forced displacement. These included new or reignited conflicts in Burundi, Iraq, Libya, Niger, and Nigeria, together with older or unresolved crises in Afghanistan, the Central African Republic, the Democratic Republic of the Congo, South Sudan, and Yemen. As a consequence, 2015 saw 1.8 million new refugees, compared to 1.2 million in 2014. Yet while the number of people newly displaced within their own country due to conflict and violence in 2015 remained high at 8.6 million, it was less than the record 11 million recorded the previous year.

To put these numbers in perspective, on average 24 individuals worldwide were newly displaced every minute during 2015. This compares to 30 people per minute a year ago, which remains the highest such figure on record **FIGURE 2**. Although the rate at which individuals were forced to leave their homes due to conflict and persecution decreased in 2015

<sup>5</sup> Source for population size: United Nations, Population Division, *World Population Prospects: The 2015 Revision*, New York, 2015.

<sup>6</sup> Ibid.

**Fig.2 Newly displaced persons per minute | 2003 - 2015 (end-year)**



compared to 2014, this figure remains substantially higher than in previous years.

During the second half of 2015, Europe witnessed a dramatic increase in the number of refugees and migrants arriving by sea. Hundreds of thousands of individuals embarked on a dangerous journey, crossing the Mediterranean Sea to reach Europe in an effort to find safety. Overall, more than 1 million people arrived by sea in 2015, a more than fourfold increase compared to the previous year's 216,000 arrivals.<sup>7</sup> This rise was due mostly to increased movement across the eastern Mediterranean to Greece; about half of the people originated from the Syrian Arab Republic, but those from Afghanistan and Iraq also accounted for a significant proportion. In addition, thousands of individuals died or were reported missing during these crossings.

Conflicts in the Syrian Arab Republic and Iraq have significantly contributed to the rise in the global number of displaced people. By the end of 2015 there were close to 5 million Syrian refugees worldwide, an increase of 1 million men, women, and children within a year. The vast majority of these newly displaced Syrians were registered in Turkey (946,800 individuals), and as a result Turkey hosted the largest refugee population in the world – some 2.54 million people,

mostly from the Syrian Arab Republic. This was the second consecutive year that Turkey has hosted the world's largest refugee population.

While much international attention has focused on refugees arriving in Europe, during 2015 another protection crisis unfolded in Central America that has affected the immediate region and North America. Increasing violence in El Salvador, Guatemala, and Honduras forced thousands of women, men, and children to leave their homes in 2015, mainly to Mexico and the United States. The number of refugees and asylum-seekers with pending cases from these three Central American countries increased from 20,900 people in 2012 to 109,800 people in 2015. Although these numbers are far smaller than some of the refugee crises in Africa and the Middle East, they represent a more than fivefold increase in just three years.

The situation in Yemen continued to deteriorate in 2015, triggering particularly large-scale internal displacement. As of end-2015, 169,900 individuals had fled to neighbouring countries and about 2.5 million people were internally displaced during the year – more than in any other country by a significant margin, especially considering Yemen's total population. This proportion is reflected in the fact that nearly 10 per cent of the country's population of 26.8 million<sup>8</sup> has been displaced in just a year; indeed, internally displaced people represent nearly the entire population of concern originating from Yemen. Additionally, some 267,200 refugees from other countries were

<sup>7</sup> Source for sea arrivals: UNHCR Information Portal: Refugees/Migrants Emergency Response – Mediterranean <http://data.unhcr.org/mediterranean/>.

<sup>8</sup> Source for population size: United Nations, Population Division, *World Population Prospects: The 2015 Revision*, New York, 2015.

*“The willingness of nations to work together not just for refugees but for the collective human interest is what’s being tested today, and it’s this spirit of unity that badly needs to prevail.”*

Filippo Grandi,  
UN High Commissioner for Refugees

## POPULATION OF CONCERN TO UNHCR

By the end of 2015, the total population of concern to UNHCR stood at 63.9 million people. This includes people who have been forcibly displaced (refugees, asylum-seekers, and internally displaced persons) and those who have found a durable solution (returnees), as well as stateless persons, most of whom have never been forcibly displaced. This categorization therefore does not coincide with the 65.3 million forcibly displaced people worldwide, a figure that includes refugees and other displaced people not covered by UNHCR’s mandate and excludes other categories such as returnees and stateless persons. A detailed breakdown of UNHCR’s population of concern by category and country is provided in Annex Table 1.

present in Yemen at the end of 2015, 95 per cent originating from Somalia. Further complicating the humanitarian situation was the fact that more than half of the Yemeni population was under the age of 19; thus, a high proportion of the displaced population were children.

Globally at the end of 2015, about half of refugees were children, requiring focused efforts to address their needs and minimize the impact of forced displacement upon them. The total number of unaccompanied or separated children who applied for asylum worldwide increased almost threefold to 98,400 during 2015, compared to 34,300 in 2014. This was the first time that UNHCR recorded such a large number of these claims within a single year since the agency started systematically collecting this information in 2006.

Providing durable solutions to forcibly displaced people remains a challenge, and only a small

proportion of the overall population found a solution in 2015. Some 201,400 refugees were able to return home voluntarily in 2015, the majority to Afghanistan, Sudan, and Somalia. This is a very small proportion of the overall refugee population, but it represents an increase compared to last year when only 126,800 refugee returns were reported. Resettlement arrivals reported by governments increased marginally from 105,200 in 2014 to 107,100 in 2015. According to UNHCR’s definition, nearly 6.7 million refugees were considered to be in a protracted displacement situation<sup>9</sup> at the end of 2015, some 300,000 more than the previous year.

This report analyses statistical trends and changes of global displacement from January to December 2015 for the populations for whom UNHCR has been entrusted with a responsibility by the international community. These populations include refugees, asylum-seekers, returnees, stateless persons, and certain groups of internally displaced persons, collectively referred to as ‘persons of concern’.<sup>10</sup> The data presented are based on information available as of 18 May 2016 unless otherwise indicated.

The figures in this report are based on data reported by governments, non-governmental organizations, and UNHCR. The numbers are rounded to the closest hundred or thousand. As some adjustments may appear in the 2015 Statistical Yearbook to be released late this year, the figures contained in this report should be considered as provisional and subject to change. Unless otherwise specified, the report does not refer to events occurring after 31 December 2015. ●

<sup>9</sup> Defined as a situation in which 25,000 or more refugees of the same nationality have been in exile for five years or longer in a given asylum country.

<sup>10</sup> See p. 54 for a definition of each population group.

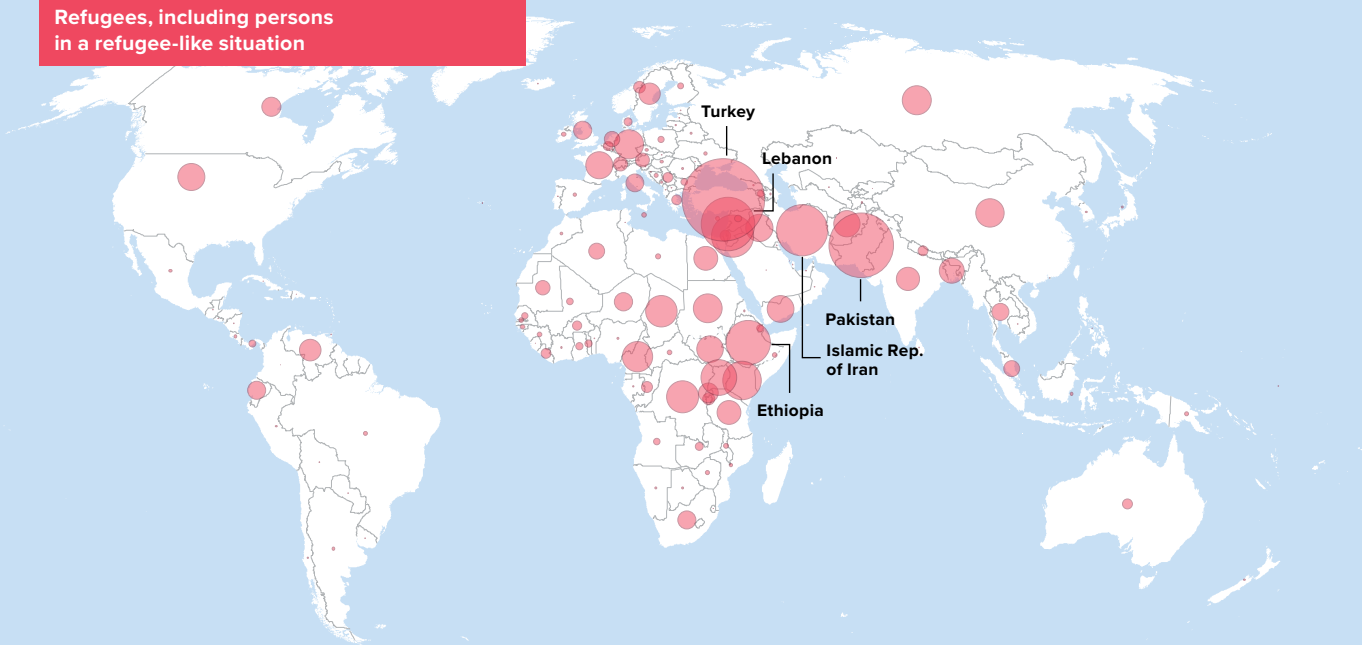


Hundreds of Burundian refugees aboard the MV Liemba making the 3-hour journey down Lake Tanganyika to Kigoma, from where they were transferred to Nyaragusu refugee camp. More than 122,000 Burundian refugees have arrived in Tanzania since the beginning of 2015 fleeing political violence in Burundi. Only able to carry 600 people at a time, the 100 year old ship travelled day and night between Kagunga and Kigoma.

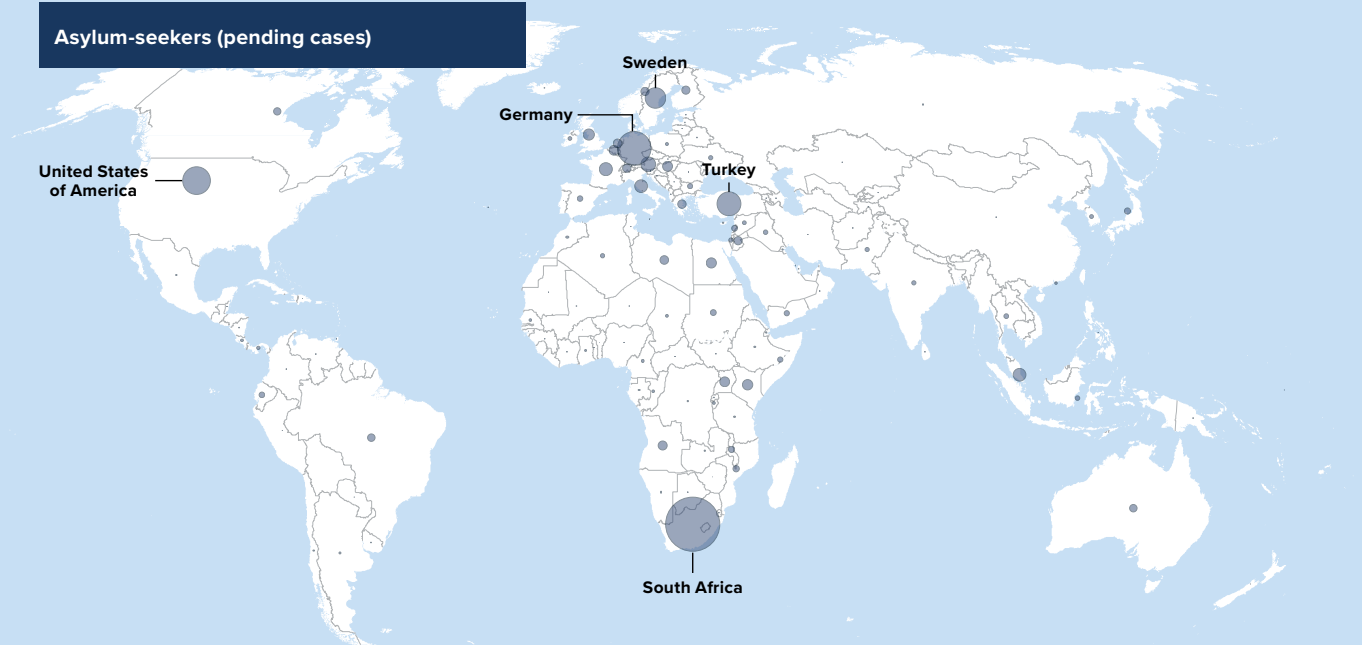


**Map 1 Populations of concern to UNHCR by category | end-2015**

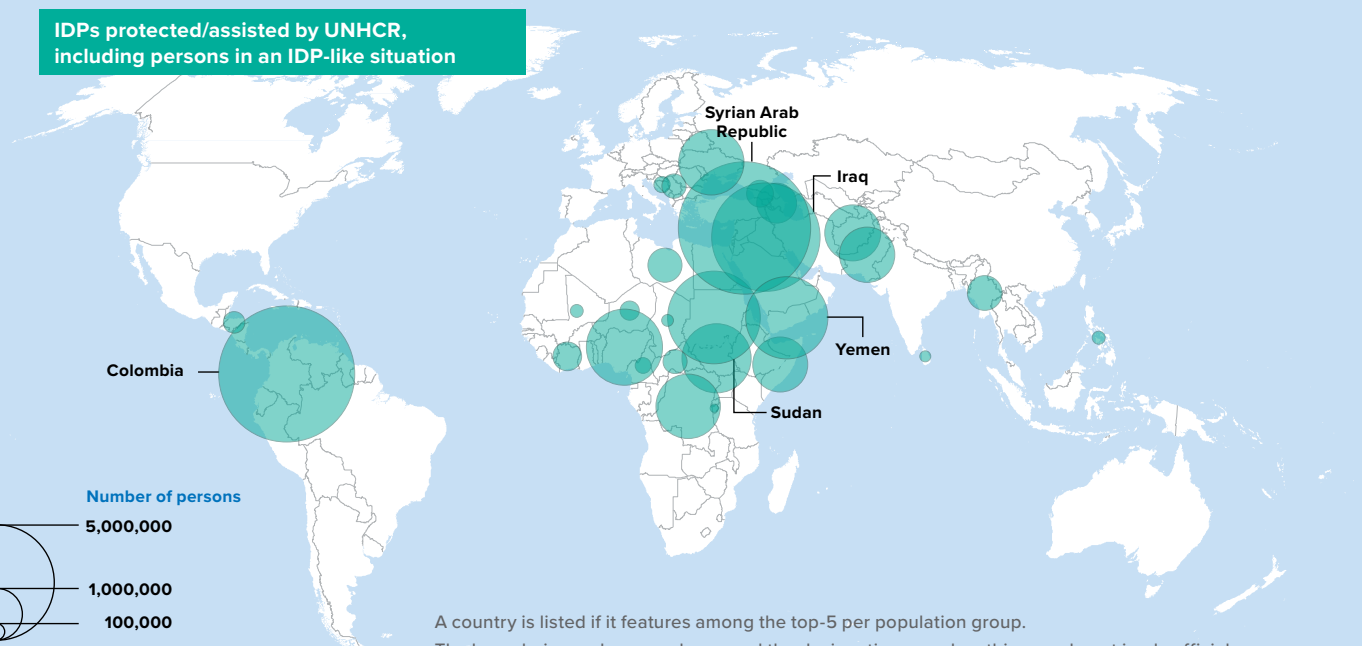
**Refugees, including persons in a refugee-like situation**



**Asylum-seekers (pending cases)**



**IDPs protected/assisted by UNHCR, including persons in an IDP-like situation**



Number of persons

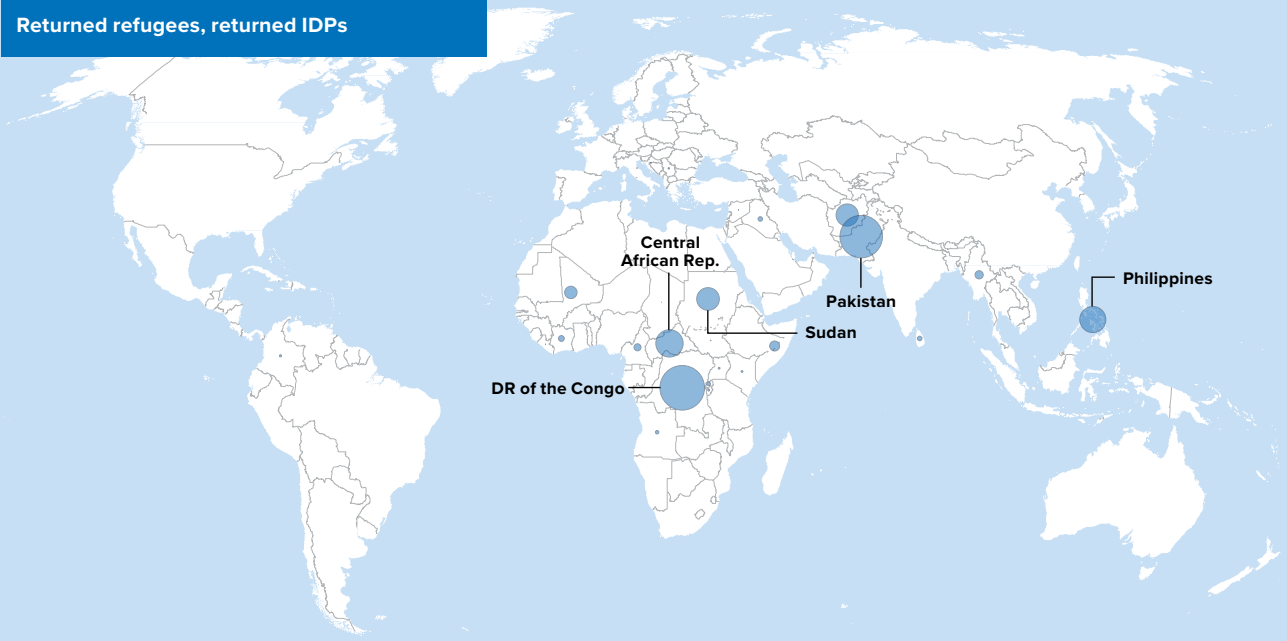
5,000,000

1,000,000

100,000

A country is listed if it features among the top-5 per population group. The boundaries and names shown and the designations used on this map do not imply official endorsement or acceptance by the United Nations.

Returned refugees, returned IDPs



Persons under UNHCR's statelessness mandate



Others of concern to UNHCR



After his father was killed in the violence that erupted in Burundi in April 2015, 15-year-old Cedric Ishimimara fled to Uganda with his mother and four siblings. To help support his family, Cedric delivers mud bricks on his bicycle. Uganda provides refugees with small parcels of land within refugee-hosting districts where they live among the local host community. By the end of 2015, more than 30,000 Burundian refugees had found refuge in the Nakivale refugee settlement. Kashojwa village in Nakivale, Uganda, is nicknamed New Bujumbura due to its likeness to the capital of Burundi.



## II. REFUGEE POPULATION

**THE GLOBAL NUMBER OF REFUGEES UNDER UNHCR'S MANDATE WAS ESTIMATED TO BE 16.1 MILLION AT THE END OF 2015.<sup>11</sup> THIS WAS THE HIGHEST LEVEL IN THE PAST TWO DECADES AND APPROXIMATELY 1.7 MILLION MORE THAN THE TOTAL REPORTED 12 MONTHS EARLIER.**

**T**he total number of refugees has increased for the fifth consecutive year, from 10.4 million at end-2011 – a 55 per cent rise in just four years.

This increase was driven mainly by the conflict in the Syrian Arab Republic, which accounted for more than half of new refugees in 2015. There were also significant outflows of refugees from Afghanistan, Burundi, and South Sudan. Overall refugee numbers were reduced through the return of about 201,400 refugees, the resettlement of about 107,100 and the naturalization of at least 32,000. By end-2015, more than half of refugees globally – 55 per cent or approximately 8.8 million people – were residing in Europe or sub-Saharan Africa.

Over 1 million Syrian refugees were newly registered during 2015, bringing this total population to close to 5 million, compared to 3.9 million Syrian refugees at the end of 2014 and 2.5 million at the end of 2013. Most Syrian refugees sought protection in neighbouring countries, with nearly 1 million seeking refuge in Turkey under its temporary protection regime during 2015. Only during the latter part of 2015 did increasing numbers of Syrian refugees move to other European countries.

Over the reporting period, 526,700 people were recognized as refugees following an individual status determination procedure, compared to 371,400 in 2014.<sup>12</sup> At the end of 2015, approximately 12.3 million of the total 16.1 million refugee population under UNHCR's mandate were assisted by UNHCR, compared to 10.8 million out of 14.4 million at the end of 2014. Refugees receive UNHCR's assistance in locations where the agency has been invited to support the Government and local authorities with the

<sup>11</sup> This figure includes some 637,500 persons in refugee-like situations, with about 200,000 in Bangladesh, 167,000 in the Bolivarian Republic of Venezuela, 68,300 in Ecuador, and 53,100 in Thailand.

<sup>12</sup> The vast majority of newly registered refugees were recognized as refugees on a group or prima facie basis.

**Table 1 Refugee populations by UNHCR regions | 2015**

UNHCR regions	Start-2015			End-2015			Change (total)	
	Refugees	People in refugee-like situations	Total refugees	Refugees	People in refugee-like situations	Total refugees	Absolute	%
- Central Africa and Great Lakes	625,000	37,600	662,600	1,173,400	15,900	1,189,300	526,700	79
- East and Horn of Africa	2,568,000	33,400	2,601,400	2,739,400	-	2,739,400	138,000	5
- Southern Africa	177,700	-	177,700	189,800	-	189,800	12,100	7
- West Africa	243,300	-	243,300	295,000	-	295,000	51,700	21
<b>Total Africa*</b>	<b>3,614,000</b>	<b>71,000</b>	<b>3,685,000</b>	<b>4,397,600</b>	<b>15,900</b>	<b>4,413,500</b>	<b>728,500</b>	<b>20</b>
Americas	509,300	259,700	769,000	496,400	250,400	746,800	-22,200	-3
Asia and Pacific	3,615,200	280,100	3,895,300	3,551,900	278,300	3,830,200	-65,100	-2
Europe	3,057,000	18,200	3,075,200	4,362,600	28,800	4,391,400	1,316,200	43
Middle East and North Africa	2,898,500	65,400	2,963,900	2,675,400	64,100	2,739,500	-224,400	-8
<b>Total</b>	<b>13,694,000</b>	<b>694,400</b>	<b>14,388,400</b>	<b>15,483,900</b>	<b>637,500</b>	<b>16,121,400</b>	<b>1,733,000</b>	<b>12</b>

\* Excluding North Africa.

reception, protection, and assistance of refugees. The majority of refugees in high-income countries would not receive direct UNHCR assistance, as the required support is provided by the host governments.

With 4.4 million individuals, the sub-Saharan Africa region hosted the largest number of refugees [TABLE 1](#). Refugees originating from five countries (Somalia, South Sudan, the Democratic Republic of the Congo, Sudan, and the Central African Republic) accounted for 3.5 million (80%) of the total refugee population residing in this region by the end of 2015 (see [ANNEX TABLE 28](#) for list of countries by UNHCR region).

UNHCR's Europe region hosted the second-largest number of refugees, with slightly less than Africa at just below 4.4 million, an increase of 1.3 million (41%) from the previous year. In 2015, the majority (58%) of refugees in Europe resided in Turkey (2.5 million), mostly from the Syrian Arab Republic and Iraq. Other countries in Europe hosting large numbers of refugees included Germany (316,100), the Russian Federation (314,500), France (273,100), Sweden (169,500), the United Kingdom (123,100), and Italy (118,000).

The Asia and Pacific region hosted 3.8 million refugees at the end of 2015, representing a slight decline from the previous year. Meanwhile, the Middle East and North Africa region continued to generate large-scale movements of refugees. In 2015, this region hosted about 2.7 million refugees, while border management, the application of visa and new admission requirements, as well as other restrictive policies in host countries have adversely affected access to safety in various parts of the region. The Americas region hosted 746,800 refugees by the end of 2015.

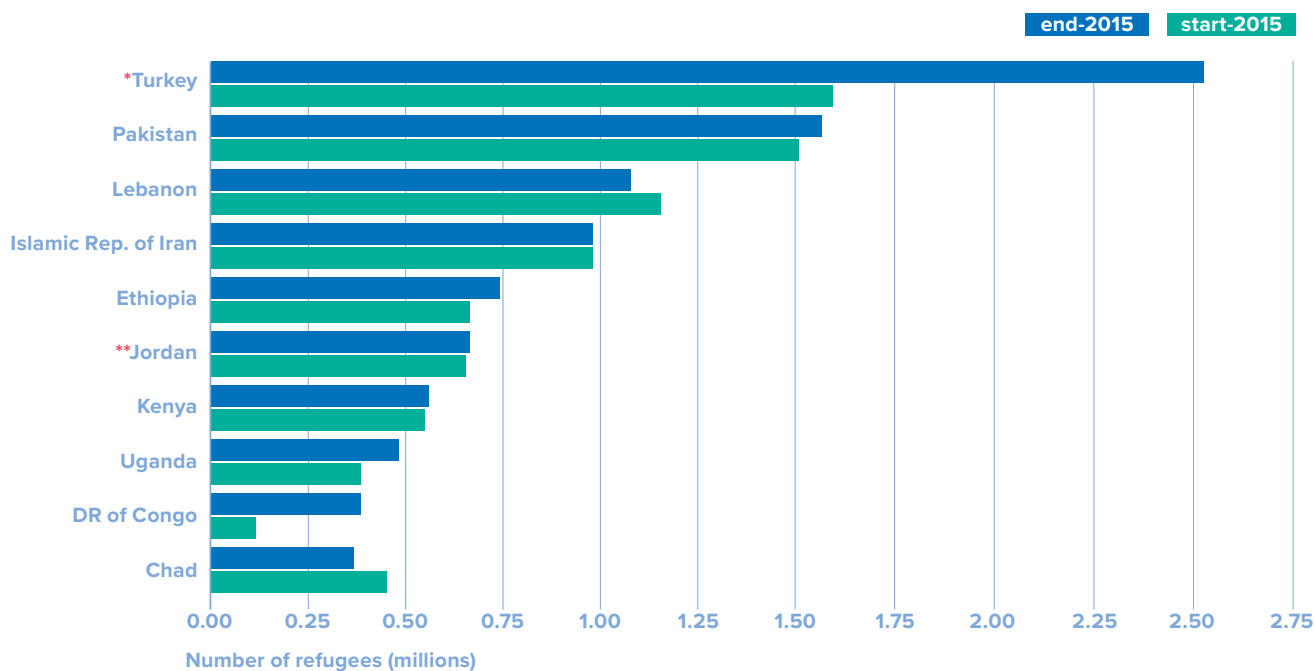
## NEWLY DISPLACED REFUGEES

During 2015, 1.8 million people were forced to flee their countries and become refugees, compared to 2.9 million in 2014, a year of particularly significant displacement. Turkey registered the largest number of new refugees, including 946,800 from the Syrian Arab Republic who were granted temporary protection. With 149,600 arrivals on its territory in 2015, the Russian Federation hosted the second-largest number of newly displaced refugees, all of whom came from Ukraine and were granted temporary protection during 2015. With the outbreak of violence in Burundi in April, nearly 123,400 individuals fled to the United Republic of Tanzania, which, as a result, hosted the third-largest number of new refugees. Other countries that received large numbers of refugees during 2015 included Sudan (79,200), Ethiopia (74,600), Rwanda (72,800), Cameroon (65,500), the Democratic Republic of the Congo (62,400), and Uganda (54,000).

Slightly more than 1 million individual Syrians were forced to flee their country during 2015, constituting the largest number of new refugees. Syrians mainly sought refuge in neighbouring countries, with significant numbers fleeing to Lebanon (45,300) and Jordan (39,400) in addition to Turkey. Refugees originating from the Syrian Arab Republic are typically granted temporary protection by neighbouring countries; some of these had left Syria prior to 2015 but registered as refugees only in 2015.

The outbreak of conflict in Burundi forced 221,600 individuals to flee their country during 2015, becoming the second most common country of origin for new refugees. With 162,100 people fleeing in 2015,

**Fig.3 Major refugee-hosting countries | 2014 - 2015 (end-year)**



\* Refugee figure for Syrians in Turkey is a Government estimate.

\*\* Includes 33,300 Iraqi refugees registered with UNHCR in Jordan. The Government estimates the number of Iraqis at 400,000 individuals at the end of March 2015. This includes refugees and other categories of Iraqis.

South Sudan was the country with third-largest number of newly displaced refugees. The fourth-largest group of newly displaced refugees originated from Ukraine (148,400), mainly due to the renewed conflict and continued tensions in the eastern part of the country. Other countries from which large numbers were forced to flee during 2015 included the Central African Republic (85,000), Nigeria (68,200), Eritrea (35,500), Somalia (13,700), and Sudan (10,900).

### COUNTRIES OF ASYLUM

By the end of 2015, the 10 countries hosting the largest numbers of refugees were in developing regions, based on United Nations Statistics Division classification.<sup>13</sup> Five of these were in sub-Saharan Africa. With 2.5 million refugees in its territory, Turkey remained the largest refugee-hosting country in the world at the end of 2015, compared to 1.6 million refugees reported one year ago (FIGURE 3).

By the end of 2015, the number of refugees in Pakistan increased slightly to 1.6 million, compared to 1.5 million at the end of 2014, a rise largely accounted for by natural growth of the refugee communities

already present in the country. Nearly all refugees residing in Pakistan, the second-largest refugee-hosting country, were Afghan, with some having lived there for more than 30 years.

The total number of refugees residing in Lebanon had dropped by 83,200 individuals by the end of 2015, largely due to verification and de-registration exercises carried out during the year. Despite this reduction, Lebanon remained the third-largest refugee-hosting country, with a refugee population of 1.1 million by the end of the year.

The Islamic Republic of Iran, the fourth-largest refugee-hosting country, had 979,400 refugees by the end of 2015.<sup>14</sup>

Ethiopia registered 74,600 refugees in 2015, increasing the refugee population to 736,100 people at the end of 2015. Thus the country continued to host the fifth-largest refugee population in the world as well as the largest refugee population in the sub-Saharan African region.

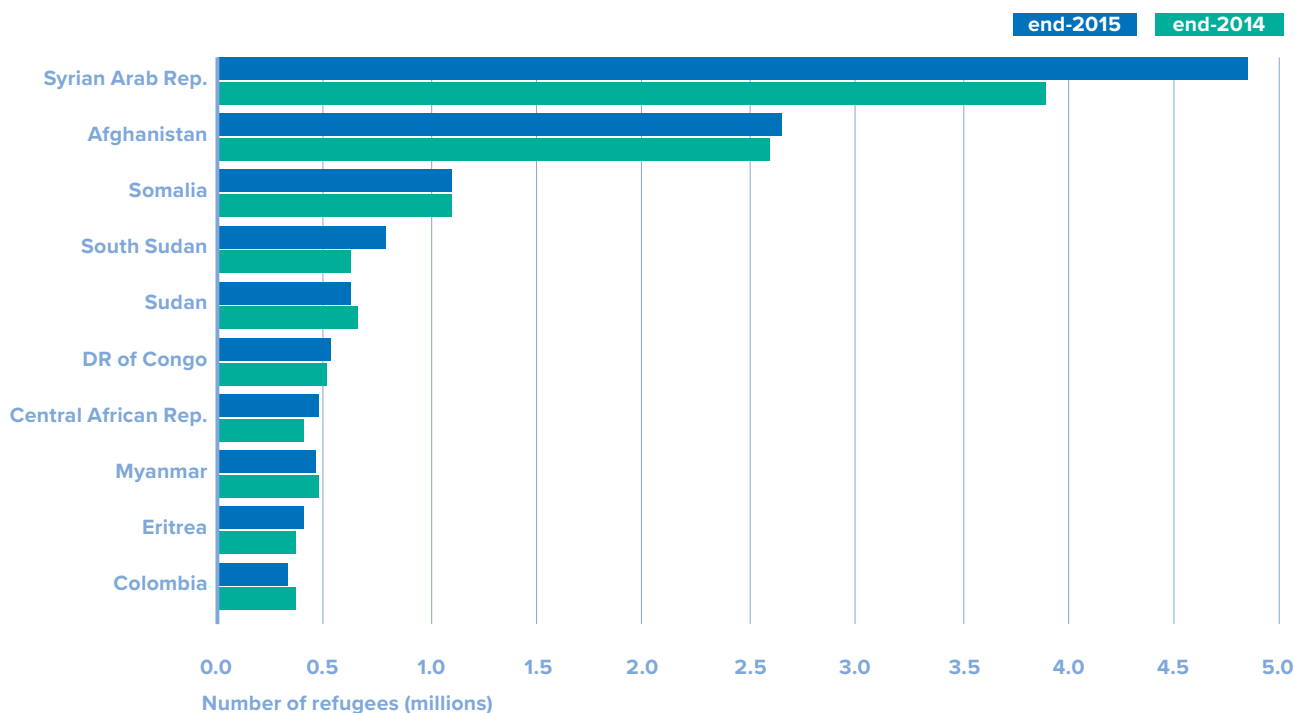
As in 2014, Jordan and Kenya hosted the sixth- and seventh-largest refugee populations worldwide at the end of 2015. They provided protection and safety to 664,100 and 553,900 refugees, respectively.

Uganda was affected by the crises in Burundi, the Democratic Republic of Congo, and South Sudan during the course of the year. As a result, 53,900 refugees were newly registered and 32,000 were

<sup>13</sup> See <http://unstats.un.org/unsd/methods/m49/m49.htm> for a list of countries included under each region.

<sup>14</sup> In addition, an estimated 1.5 to 2 million undocumented Afghans and a large number of Afghans who hold Afghan passports and Iranian visas live in the Islamic Republic of Iran.

**Fig.4 Major source countries of refugees | 2014 - 2015 (end-year)**



individually recognized, leading the country's refugee population to increase from 385,500 in 2014 to 477,200 in 2015. As a consequence, by end-2015, Uganda hosted the eighth-largest refugee population in the world.

The crises in Burundi, the Central African Republic, and South Sudan forced 62,400 people to seek refuge in the Democratic Republic of the Congo during the year. In addition, the Congolese Government registered 214,400 Rwandan refugees during 2015, many of whom have resided in the country since the mid-1990s and bringing the total population of Rwandan refugees in the Democratic Republic of the Congo to 245,000. Altogether, the country's refugee population increased to 383,100 by the end of the year, and the Democratic Republic of the Congo was ninth among refugee-hosting countries.

Chad hosted the 10<sup>th</sup>-largest refugee population worldwide, with 369,500 refugees by the end of 2015. This population came primarily from Sudan (299,800) and the Central African Republic (63,400).

The top 10 refugee-hosting countries combined accounted for 58 per cent (9.3 million) of the global refugee population under UNHCR's mandate.

#### COUNTRIES OF ORIGIN

As with countries of asylum, the top countries of origin of refugees were located in developing regions **FIGURE 4**. The majority of these countries have been the most common countries of origin for at least

five years, including Afghanistan, which has been a major country of origin for over 33 years. Combined, the top 10 source countries for refugees accounted for 76 per cent (12.2 million) of the global refugee population under UNHCR's mandate.

With 4.9 million refugees residing in 120 countries worldwide,<sup>15</sup> the Syrian Arab Republic remained the top source country of refugees at the end of 2015. The overwhelming majority of these refugees were hosted by neighbouring countries, most notably Turkey (2.5 million), Lebanon (1.1 million), Jordan (628,200), Iraq (244,600), and Egypt (117,600). Major host countries for Syrian refugees outside the immediate region included Germany (115,600) and Sweden (52,700).

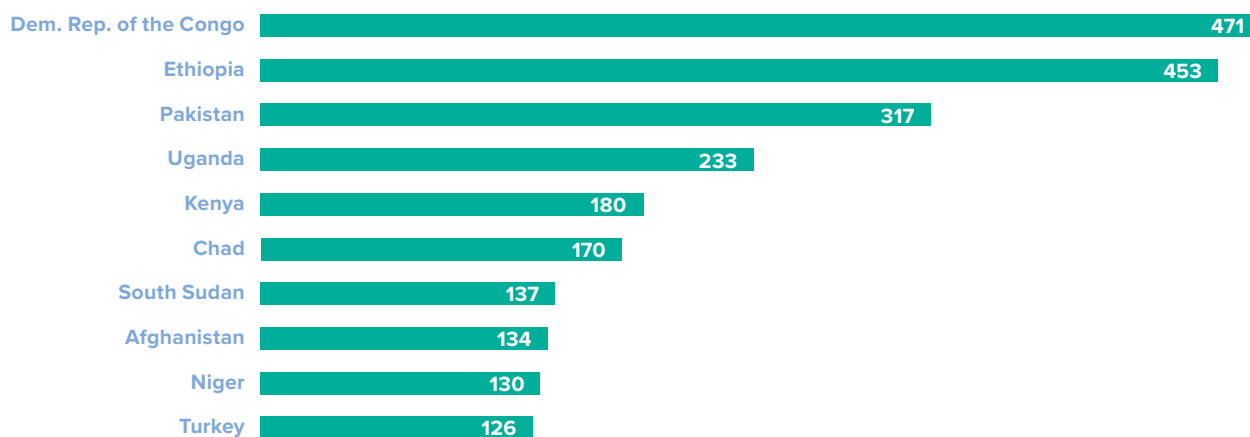
The Afghan refugee population worldwide was estimated at 2.7 million by the end of 2015, compared to 2.6 million at the end of the previous year. Thus, Afghanistan remained the second-largest refugee source country at the end of 2015. The majority of Afghan refugees resided in Pakistan (1.6 million) and the Islamic Republic of Iran (951,100), in addition to Germany (30,000), Austria (17,500), Sweden (13,100), Italy (12,200), and India (10,200).<sup>16</sup>

<sup>15</sup> This figure does not include asylum-seekers awaiting a decision on their application as of 31 December 2015, or those persons who could be granted temporary stay under subsidiary forms of protection.

<sup>16</sup> In addition, the Islamic Republic of Iran and Pakistan host large numbers of undocumented Afghans, estimated to be 1.5 to 2 million people in the Islamic Republic of Iran and 1 million people in Pakistan.



**Fig.5 Number of refugees per 1 USD GDP (PPP) per capita | end - 2015**



The number of Somali refugees worldwide increased marginally from 1.11 million in 2014 to 1.12 million in 2015, and Somalia remained the third-largest country of origin. Kenya and Ethiopia continue to host large numbers of refugees originating from Somalia, with 417,900 and 256,700 Somali refugees at the end of 2015, respectively. Other countries hosting large numbers of Somalis included Yemen (253,200), South Africa (41,500), and Uganda (27,700). Outside Africa, countries that hosted large numbers of Somali refugees were Sweden (21,500), the Netherlands (17,400), Italy (13,100), Norway (8,600), the United Kingdom (7,000), and Germany (4,900).

At year's end, the total number of refugees originating from South Sudan was estimated at 778,700, compared to 616,200 at the end of 2014. This increase was a direct result of renewed conflict in South Sudan, which caused that country to become the fourth-largest country of origin. A large majority of refugees originating from South Sudan were hosted by Ethiopia (281,500), Uganda (199,400), Sudan (194,400), and Kenya (95,700).

By end of 2015, the total number of refugees originating from Sudan, the fifth-largest refugee-producing country, was 628,800 people, compared to 665,900 people in 2014. Refugees from Sudan are hosted primarily in Chad (299,800) and South Sudan (241,000), with smaller numbers in Ethiopia (37,800), Egypt (11,300), Israel (6,300), the

United Kingdom (6,100), and France (4,100).

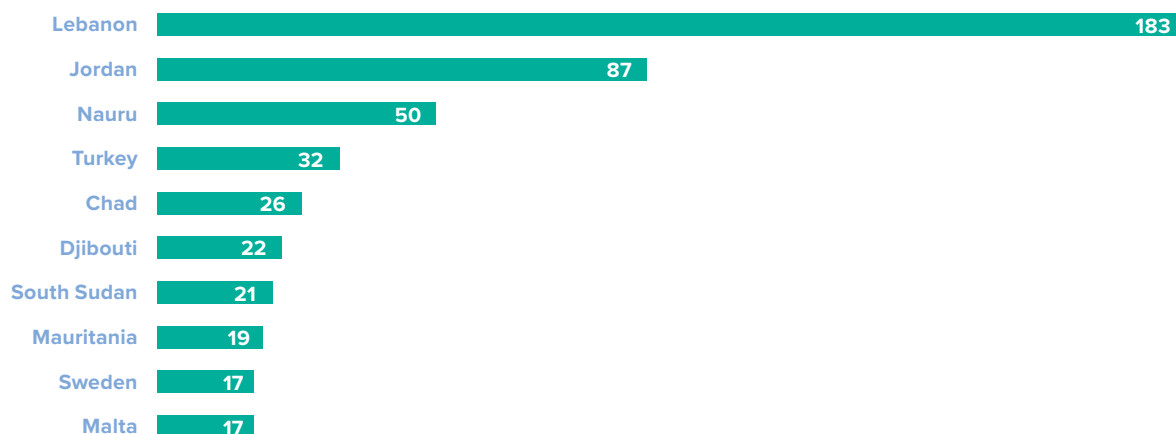
The total number of refugees originating from the Democratic Republic of the Congo stood at 541,500 at the end of 2015, compared to 516,600 at the end of 2014. The country thus remained the sixth-largest refugee source country at the end of 2015. Uganda hosted the largest number of refugees from the Democratic Republic of the Congo with 201,800 individuals, followed by Rwanda (73,900), Tanzania (55,800), Burundi (53,000), and South Africa (32,600).

With 471,100 refugees originating from the Central African Republic at the end of 2015, largely due to renewed conflicts, the country became the seventh-largest country of origin. By 2015, neighbouring countries hosting large numbers of refugees originating from the Central African Republic included Cameroon (267,500), the Democratic Republic of the Congo (107,900), Chad (63,400), and the Republic of the Congo (23,700).

The refugee population from Myanmar was estimated at 451,800 by the end of 2015. That compared to 479,000 at the end of 2014, with this decline largely due to resettlement from Malaysia during 2015. Refugees originating from Myanmar were the eighth-largest refugee population at the end of 2015.

Eritrea was the ninth-largest country of origin in 2015, with an estimated 411,300 refugees originating from the country by the end of 2015, compared to 363,200 at end-2014. With an estimated 340,200 refugees, Colombia was the 10<sup>th</sup>-largest source country

**Fig.6 Number of refugees per 1,000 inhabitants | end - 2015**



of refugees. Other major refugee-producing countries at the end of 2015 included Ukraine (321,300), Pakistan<sup>17</sup> (297,800), Burundi (292,800), Rwanda (286,400), and Iraq (264,100).

### SHARING THE RESPONSIBILITY OF HOSTING REFUGEES

The size of a host country's economy, development level, and population are important considerations in measuring the impact of hosting refugees. The developing regions<sup>18</sup> continue to receive refugees disproportionately, with most hosted by low- and middle-income countries. For three years in a row, countries in these regions have hosted an average of 86 per cent of all refugees under UNHCR's mandate, compared with about 70 per cent two decades ago. By the end of 2015, countries in developing regions hosted 13.9 million of the world's total refugee population, compared with the 2.2 million hosted by countries in developed regions. In particular, the Least Developed Countries<sup>19</sup> – those least able to meet the development needs of their own citizens, let alone the humanitarian needs often associated with refugee crises – provided asylum to over 4 million refugees.

Gross Domestic Product (Purchasing Power Parity) per capita<sup>20</sup> – the GDP (PPP) per capita – allows the size of a refugee population to be broadly compared to a host country's national economic development. Unsurprisingly, given the large numbers of refugees and the levels of socio-economic development of

countries in developing regions, by the end of 2015 the 30 countries with the largest numbers of refugees per GDP (PPP) per capita were all in developing regions. The only exception was the Russian Federation, which was in 30<sup>th</sup> place with 12 refugees per 1 USD GDP (PPP) per capita. These 30 countries also included 20 States classified as Least Developed Countries.

**FIGURE 5** shows the Democratic Republic of the Congo at the top of this list, with 471 refugees per 1 USD GDP (PPP) per capita at the end of 2015 – implying that the country's economic resources and capacities to host refugees are strained. With 453 and 317 refugees per 1 USD GDP (PPP) per capita at the end of 2015, Ethiopia and Pakistan were second and third, respectively. Although Turkey has significant economic resources, it is among the top-ranked countries in terms of the ratio of GDP to refugees due to the 2.5 million refugees it is hosting.

Another way to measure a refugee population is to look at its size compared to the national population<sup>21</sup> of the host country **FIGURE 6**. As in the previous

<sup>17</sup> These refugees live primarily in Afghanistan, with smaller numbers in Italy (9,200), Canada (7,200), United Kingdom (6,300), Germany (4,700), Australia (3,300) and the United States of America (3,100).

<sup>18</sup> See <http://unstats.un.org/unsd/methods/m49/m49regin.htm> for a list of countries included under each region.

<sup>19</sup> See <http://unstats.un.org/unsd/methods/m49/m49regin.htm> for a list of Least Developed Countries.

<sup>20</sup> Source for Gross Domestic Product (Purchasing Power Parity): International Monetary Fund, World Economic Outlook Database, April 2015 (accessed 6 May 2015).



Emmanuel, 13, builds his own shelter from palm trees in Bitima, Democratic Republic of the Congo. Six hundred refugees, mostly women and children, have fled the conflict that erupted in Western Equatoria, South Sudan, finding shelter in this small Congolese village near the border.

# PROTRACTED REFUGEE SITUATIONS

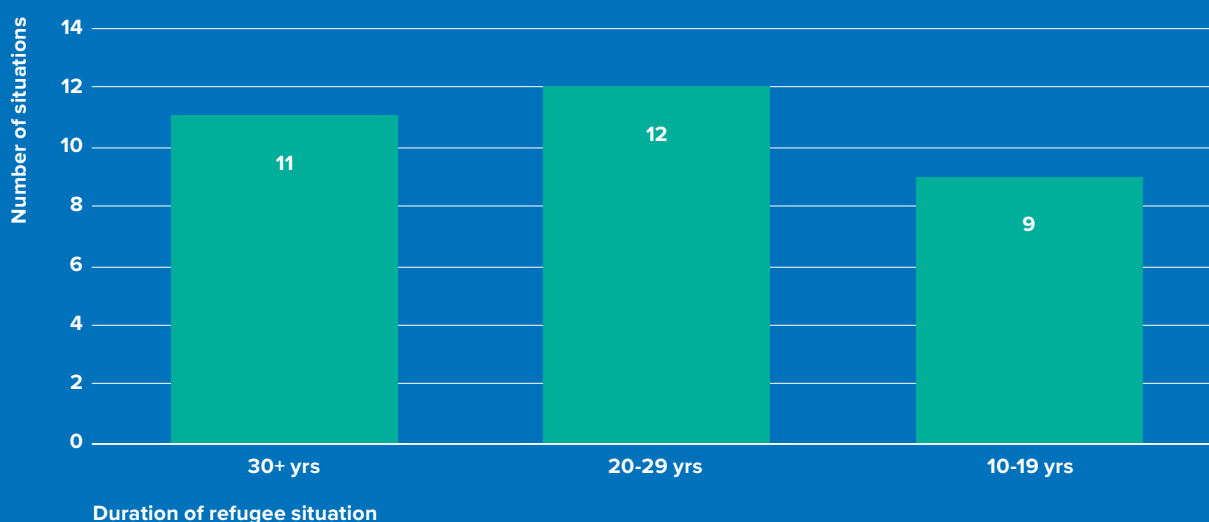
UNHCR defines a protracted refugee situation as one in which 25,000 or more refugees from the same nationality have been in exile for five or more years in a given asylum country. While this criterion is applied for monitoring purposes, it has some limitations. For instance, as long as a group of refugees from the same nationality does not reach the threshold of 25,000 people, it is not included as a ‘protracted situation’ for statistical purposes, irrespective of the group’s duration in exile. Further, returns and new arrivals of individuals from the same nationality can ‘renew’ the refugee population in a given country of asylum.

These limitations notwithstanding, estimating the number of refugees remaining in long-term exile is crucial from solutions, protection, and operational perspectives. Based on this definition, it is estimated that some 6.7 million refugees (41% of those under UNHCR’s mandate) were in a protracted situation by the end of 2015. These refugees were living in 27 host countries, constituting 32 protracted situations.

Estimating the average duration of years a specific situation has lasted gives an indication of how recent or protracted it is. This method looks at the year of arrival of the first significant number of refugees of a given nationality and estimates the average duration of stay for all refugees of that nationality. While the average duration of the 32 protracted refugee situations at the end of 2015 is estimated at about 26 years, most of these (23) have lasted for more than 20 years (FIGURE 7). Note that this does not mean that these individuals are necessarily in a protracted situation; rather, this metric applies to the refugee situation as a whole.

According to UNHCR’s definition, some groups of refugees from the same nationality have been in a protracted situation in multiple asylum countries. For instance, Afghan refugees had been in protracted situations in the Islamic Republic of Iran and Pakistan for more than three decades by the end of 2015. Such refugees have arrived in the Islamic Republic of Iran since 1979, and this number stood at 951,100 by the end of 2015. Similarly, 400,000 Afghan refugees have arrived in Pakistan since that same year, and this number stood at 1.6 million by end-2015. As a consequence, Afghan refugees constitute the largest protracted refugee group worldwide under UNHCR’s mandate.

**Fig.7** Protracted refugee situations by duration | 2015



*“More people are being displaced by war and persecution and that’s worrying in itself, but the factors that endanger refugees are multiplying too.”*

Filippo Grandi,  
UN High Commissioner for Refugees

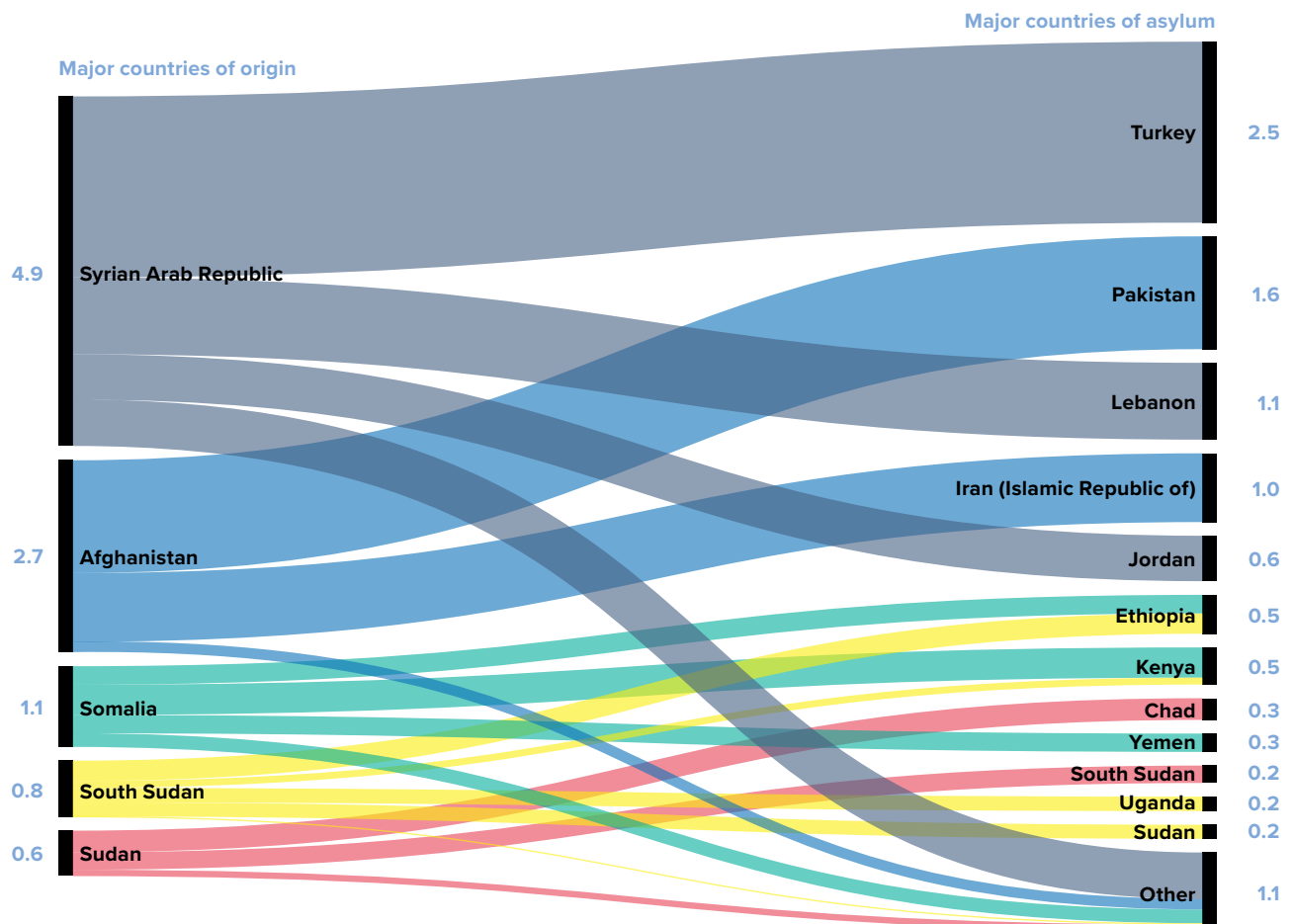
year, Lebanon is first on this list, followed by Jordan. In Lebanon nearly one in five individuals is a refugee (under UNHCR’s mandate and not including Palestinian refugees under the UNRWA mandate), and these relatively large numbers have had a substantial political and socio-economic impact on the country. Using this method, Sweden and Malta are the only high-income countries to appear among the

top 10, both with 17 refugees per 1,000 population. Both in terms of economic impact and demographic impact, low- and middle-income countries are being disproportionately affected by refugee movements. ●

<sup>21</sup> Source for national populations: United Nations, Population Division, *World Population Prospects: The 2015 Revision*, New York, 2015.

**Fig.8** Where refugees from top 5 countries of origin found asylum | end-2015  
(No. of refugees in millions)

In 2015, the majority of refugees were able to find asylum in neighboring countries. Of the 10.1 million refugees from the five highest countries of origin, all but 1.1 million (11%) found safety in a neighboring country. This is the case for most of the refugee populations of concern to UNHCR.





A woman carries food through Kabembe, Katanga Province, in the Democratic Republic of the Congo, where internally displaced people have worked with the local community and authorities to settle permanently. This process of "local integration" is one of the traditional solutions for refugees - where people have crossed an international border - but is a relatively new model in IDP situations.

**UNHCR'S ULTIMATE OBJECTIVE IS TO SUPPORT GOVERNMENTS IN FINDING DURABLE SOLUTIONS TO ENABLE THE MILLIONS OF REFUGEES AROUND THE WORLD TO REBUILD THEIR LIVES IN DIGNITY AND SAFETY. THIS CONTINUES TO BE ONE OF THE AGENCY'S CORE MANDATES, IN ADDITION TO PROVIDING REFUGEES WITH INTERNATIONAL PROTECTION.**

**T**he 1951 Convention relating to the Status of Refugees, affirmed by UNHCR's Executive Committee, encourages signatory States to cooperate in finding durable solutions for refugees. This means that UNHCR and States together are key actors in providing protection and finding durable solutions for refugees.

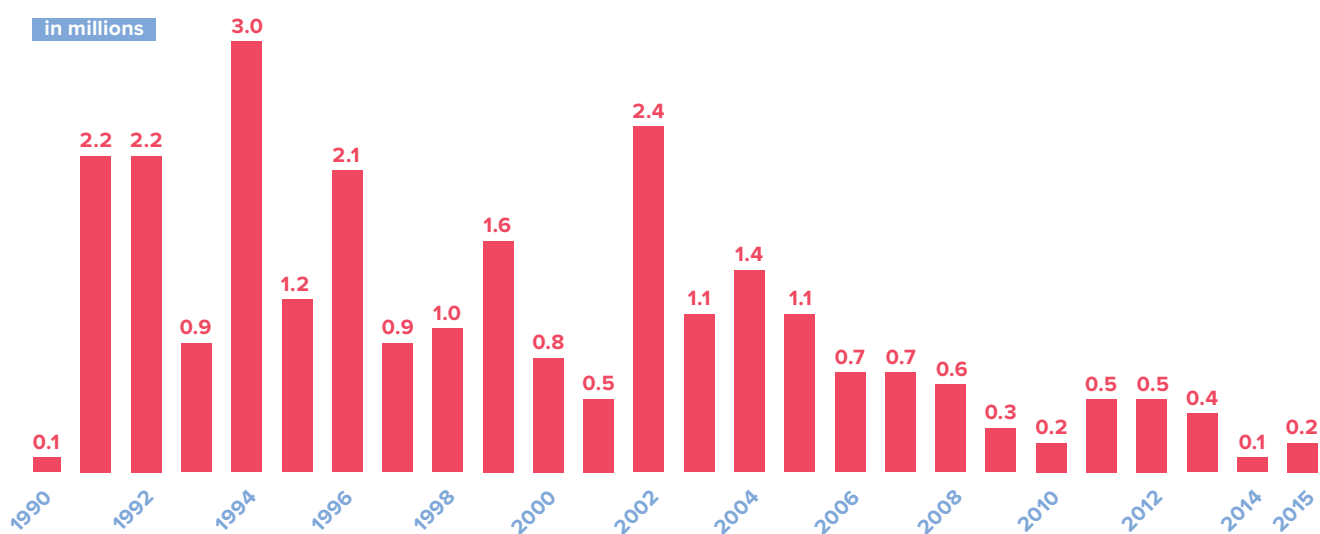
Comprehensive durable solutions have legal, economic, cultural, political, and civil dimensions that need to be addressed so that a refugee, internally displaced person, or stateless person is able to enjoy the same rights as a national. UNHCR

aims to improve the enjoyment of rights throughout displacement, progressively moving toward comprehensive and durable solutions. Comprehensive solutions take time and involve many partners, however, and UNHCR has developed multi-year, multi-partner strategies to achieve long-term and sustainable solutions.

These comprehensive solutions require collective commitment to addressing root causes of displacement and consideration of a wide range of options and opportunities. Without safe environments, administrative and legal pathways to formal solutions, access to economic opportunities, and inclusion of displaced people in all aspects of social and cultural life, solutions cannot be achieved.

<sup>22</sup> This chapter was called 'Durable Solution for Refugees' in prior year's Global Trends reports. See Chapters IV and VI for additional data on solutions for IDPs and stateless persons.

**Fig.9 Refugee returns | 1990-2015 (end-year)**



There are a number of pathways to achieving comprehensive solutions, including through voluntary repatriation, resettlement, and different forms of local integration. A combination of pathways can be pursued simultaneously in order to attain the best outcome for displaced populations. In 2015, for instance, the Democratic Republic of the Congo, the Islamic Republic of Iran, Pakistan, Tanzania, and Uganda simultaneously pursued both voluntary repatriation and resettlement exercises. In reality, however, a small proportion of displaced people achieve a durable solution each year, meaning that increasing numbers of people around the world remain in a protracted situation for many years.

The Somali situation is an example where UNHCR has pursued new approaches to comprehensive solutions. UNHCR launched the Global Initiative for Somali Refugees to ensure continued asylum for Somali refugees in the region as long as conditions in Somalia prevent large-scale return. As signatories to the 2014 Addis Ababa Commitment to Somali Refugees, the governments of Djibouti, Ethiopia, Kenya, Somalia, Uganda, and Yemen committed to preserve asylum space for Somali refugees in the region. Over the course of 2014-2015, 6,100 refugees opted to return to nine areas in Somalia where humanitarian and development actors were able to support their return and reintegration. The 2013 Tripartite Agreement between the Governments of Kenya and Somalia, and UNHCR ensures sustainable and voluntary returns in conditions of safety and dignity. In addition, UNHCR has sought the support of the Somali diaspora and

the private sector to assist in the integration of returnees, particularly to increase their access to services and livelihoods.

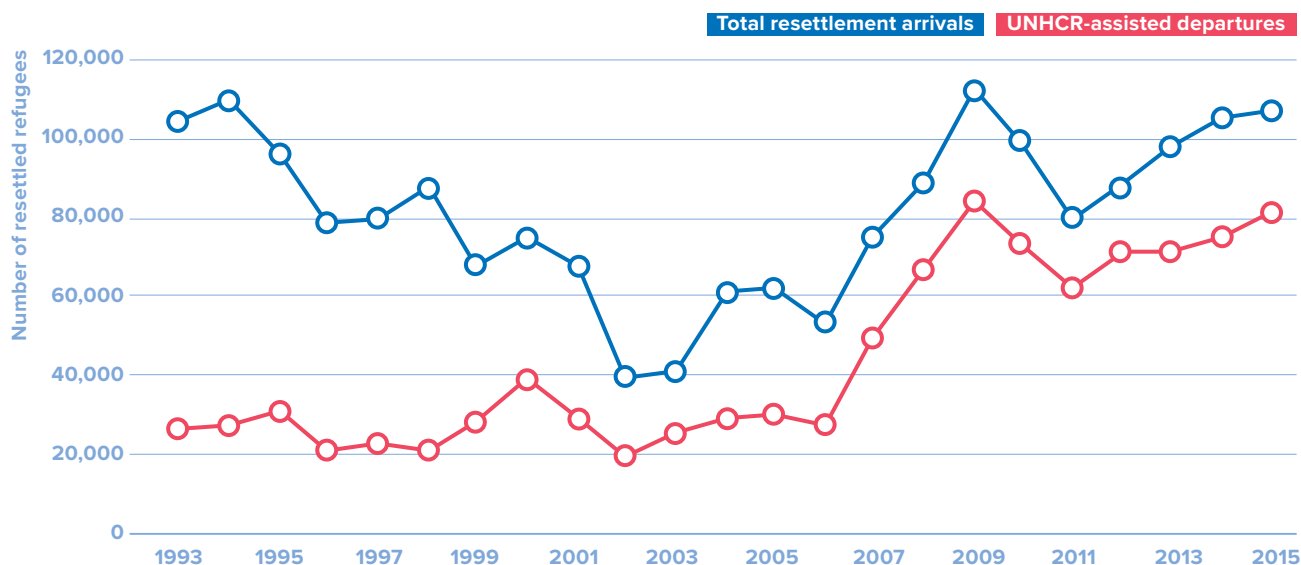
#### **VOLUNTARY REPATRIATION**

For many, the preferred solution is to return to their home in safety and in dignity, with full restoration of national protection, based on a free and informed decision. Voluntary repatriation was first in numerical terms among the three solutions available in 2015, albeit with low numbers compared to the scale of global displacement. Yet unresolved conflict, political instability, and insecurity continued to make return impossible for millions of displaced people during the year. Other obstacles to return included loss of livelihood, lack of access to health care and education, and difficulties in reclaiming land and property.

UNHCR, in collaboration with its partners, supports voluntary repatriation through various means, including facilitated and promoted return. Working with governments, displaced communities, and other partners, UNHCR seeks to ensure that displaced people can make free and informed choices, and contributes to nationally led efforts to render return safe and durable. This includes providing updated information on the country and region of origin, engaging in peace and reconciliation activities, and providing legal aid and other forms of return assistance. Voluntary repatriation needs the full commitment of the country of origin in the reintegration process, as well as continuing support from the international community to ensure that returnees can rebuild their lives in a stable environment.



**Fig.10 Resettlement of refugees** | 1993-2015 (end-year)



During 2015, some 201,400 refugees returned to their countries of origin, with the majority (115,800 or 57%) receiving UNHCR assistance.<sup>23</sup> This is a significant increase compared to 2014, when 126,000 refugees returned, but it is still below the number of returned refugees reported in 2013 (414,600) **FIGURE 9**. Comparing figures over the past 20 years, 2015 witnessed the third-lowest level of refugee returns, with smaller numbers being recorded only in 2010 and 2014. During the past two decades, an estimated 17.1 million refugees returned to their country of origin. However, while some 12.9 million refugees were able to return between 1996 and 2005, just 4.2 million did so in the following 10 years. The level of return was particularly low during the second half of the past decade (2011-2015), accounting for only 10 per cent of all returns over the last 20 years. The prolonged and renewed conflicts around the world over the past five years have contributed to the recent low levels of voluntary repatriation.

Refugees from 39 countries returned home over the course of 2015, compared to 37 during 2014. With 61,400 returned refugees, Afghanistan reported the largest number of returned refugees during the year, although this number is still very small given the size of the Afghan refugee population. Other countries that reported large numbers of refugee returns

included Sudan (39,500), Somalia (32,300), and the Central African Republic (21,600). These four nationalities combined accounted for 77 per cent (154,800) of the total number of refugees who returned home during 2015.

During 2015, UNHCR offices in 101 countries reported that at least one refugee had departed, compared to 93 countries in 2013 and 90 in 2014. Pakistan reported the largest number of refugee departures (55,700 to Afghanistan), with all benefiting from UNHCR assistance during the year. Other countries that reported large numbers of refugee departures included Chad (49,200), Yemen (26,700), Cameroon (11,200), and the Democratic Republic of the Congo (9,600).

## RESETTLEMENT

Many refugees are unable to go home because of continued conflict, war, and persecution. They also may have sought protection in countries where their specific needs cannot be met. In these circumstances, UNHCR helps to resettle refugees in a third country, transferring them from an asylum country to another State that has agreed to admit them as refugees and ultimately grant them permanent residence.<sup>24</sup>

Resettlement States provide a refugee with legal and physical protection, including access to civil, political, economic, social, and cultural rights similar to those enjoyed by nationals. UNHCR, in cooperation with States, promotes and negotiates the implementation of resettlement as a durable solution. An increasing number of countries take part in UNHCR's

<sup>23</sup> Based on consolidated reports from countries of asylum (departure) and origin (return).

<sup>24</sup> Resettled refugees are not included in UNHCR's estimated refugee population figures, as they are considered to have found a durable solution.

resettlement programme, with 33 States currently offering resettlement or humanitarian admission in 2015 (compared with 27 in 2014).

The Solidarity Resettlement Programme by the governments of Argentina, Brazil, Chile, Paraguay, and Uruguay, conducted with UNHCR's technical support, is an example of regional collaboration to enhance resettlement opportunities within the framework of the Brazil Plan of Action. UNHCR continues to advocate for more countries to offer resettlement places, particularly given the increasing numbers of refugees in need of a durable solution.

In recent years, UNHCR and States have increased efforts to expand beyond traditional resettlement programmes. Other humanitarian pathways such as private sponsorship programmes, humanitarian visas, and admission on medical grounds can also provide protection and solutions for refugees at risk. Family reunification programmes, labour mobility schemes, and academic scholarships and apprenticeships also can provide opportunities for refugees in a third country. These pathways have been promoted to complement existing resettlement programmes, mainly to assist Syrian refugees urgently in need of assistance to move elsewhere safely.

During 2015, the total number of refugees admitted for resettlement stood at 107,100, according to government statistics [FIGURE 10](#). This is a slight increase compared to the 105,200 reported during 2014. Of the resettlement countries that received refugees during 2015, the United States of America admitted 60 per cent (66,500). Other countries that admitted large numbers of refugees under their resettlement

programmes during 2015 included Canada (20,000), Australia (9,400), and Norway (2,400).<sup>25</sup>

According to resettlement arrival statistics provided by governments in 23 countries, refugees from Myanmar were the largest population benefiting from resettlement (19,500 people), followed by those from the Syrian Arab Republic (13,800), the Democratic Republic of the Congo (10,700), and Somalia (8,400). Overall, refugees representing 65 nationalities were resettled during the year.

During 2015, UNHCR referred 134,000 refugees for resettlement, a 29 per cent increase from 2014 and the highest such number in about two decades. Syrians constituted the single largest nationality submitted, with 53,300 individuals referred. The second-largest population was refugees from the Democratic Republic of the Congo (20,500), followed by those from Iraq (11,200), Somalia (10,200), and Myanmar (9,700). These five nationalities represented nearly 80 per cent of all submissions.

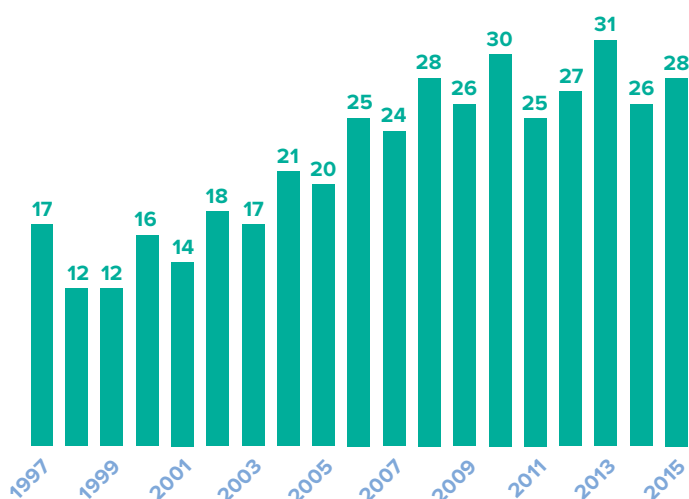
The United States of America (82,500), Canada (22,900), and Australia (9,300) received 85 per cent of all UNHCR submissions made during the year. In total, refugees from 70 nationalities were submitted for resettlement from 84 countries or territories of asylum to 27 countries of resettlement. It is important to note that not all cases for resettlement are submitted by UNHCR and that a number of States accept family reunification cases independent of a UNHCR referral.

## LOCAL INTEGRATION

Local integration involves a refugee finding a permanent home in the country of asylum and integrating into the local community. This is a complex and gradual process comprising distinct legal, economic, social, and cultural dimensions; it also imposes considerable demands on both the individual and the receiving society. Over time the process should lead to permanent residence rights and, in some cases, the acquisition of citizenship in the country of asylum. The objective of local integration is for integrated refugees to be able to pursue sustainable livelihoods and contribute to the economic life of the host country, and live among the host population without discrimination or exploitation.

Measuring and quantifying the degree and nature of local integration is challenging, and the available

**Fig.11** Number of countries reporting statistics on naturalized refugees | 1997-2015



<sup>25</sup> During the US fiscal year 2015, 69,933 people were resettled to the United States of America. Figures for Canada included private sponsorship programme arrivals. Figures for Australia included departures under the Special Humanitarian Programme.



© UNHCR / QAISAR KHAN AFRIDI

Saifur, 11, and Shamsur, 13, are brothers, students and cricketers who were born and grew up in Surkhab refugee village in Balochistan, Pakistan. Saifur wants to become an engineer, while Shamsur hopes to become a cardiologist. Their family is from the Khost province in Afghanistan. Both brothers have mixed feelings about their move to Afghanistan; they will miss Pakistan, but they are also excited to see their own country for the first time.

data on naturalized refugees are usually uneven and incomplete. In instances where refugees acquired citizenship through naturalization, statistical data are often limited, as countries may not distinguish between the naturalization of refugees and that of non-refugees. Thus, many gaps and challenges exist in measuring local integration by the number of naturalized refugees, and the reported number of naturalized refugees in a given period is not a true reflection of local integration. During 2015, 28 countries reported at least one naturalized refugee, two countries more than the previous year [FIGURE 11](#).

The total number of naturalized refugees stood at 32,000 during 2015, compared to 32,100 reported in 2014. As in the previous year, Canada reported the largest number of naturalized refugees in 2015, with 25,900. This represents approximately 81 per cent of all naturalized refugees reported during the year. Other countries that reported large numbers of naturalized refugees included France (2,500), Belgium (1,700), and Austria (1,000). ●



Adhieu Chol has been providing sanctuary to many internally displaced people who fled Unity State, South Sudan, looking for safety since September 2015. 'When people hear that I speak Nuer, they rush here and ask for help. I cannot turn them back,' she says. Adhieu, who is of Nuer ethnicity, moved to Rumbek, Lakes State, to marry a Dinka man. Adhieu shares what food she has with the newcomers and appeals to the host community to support them. The conflict in South Sudan has forced more than 1.8 million people to flee their homes and seek refuge within the country.

## IV. INTERNALLY DISPLACED PERSONS (IDPS)

**IN 2015, 8.6 MILLION PEOPLE WERE NEWLY DISPLACED WITHIN THE BORDERS OF THEIR OWN COUNTRIES BY ARMED CONFLICT, GENERALIZED VIOLENCE, AND HUMAN RIGHTS VIOLATIONS, ACCORDING TO THE INTERNAL DISPLACEMENT MONITORING CENTRE (IDMC).<sup>26</sup> THAT FIGURE IS MORE THAN THE ENTIRE POPULATION OF TAJIKISTAN.<sup>27</sup>**

**T**he total population of IDPs displaced due to conflict and violence was an estimated 40.8 million by the end of 2015,<sup>28</sup> the highest figure on record and an increase of 2.6 million over the number reported a year ago. This is the fifth year in a row that the global number of IDPs has increased, largely driven by the persistent violence and conflict in the Middle East, with Yemen, the Syrian Arab Republic, and Iraq accounting for more than half of all new internal displacements.

Since the inter-agency cluster approach was introduced in January 2006,<sup>29</sup> IDP statistics have been collected jointly by UNHCR and cluster members. The total number of IDPs, including those in IDP-like situations,<sup>30</sup> reported by UNHCR offices rose from 32.3 million in 2014 to 37.5 million at the end of 2015, an increase of 5.2 million (16%). This number comprised reports by 28 countries where UNHCR was engaged with IDP populations during 2015, compared to 24

countries reporting the previous year. Of the 37.5 million total IDPs, 13.3 million (35%) were assisted by UNHCR, compared to 15.7 million (49%) in 2014.

Yemen dominated the statistics on newly internally displaced individuals in 2015. Renewed and escalated conflict in the country displaced over 2.5 million

<sup>26</sup> For detailed statistics on global internal displacement, see the IDMC website at [www.internal-displacement.org](http://www.internal-displacement.org).

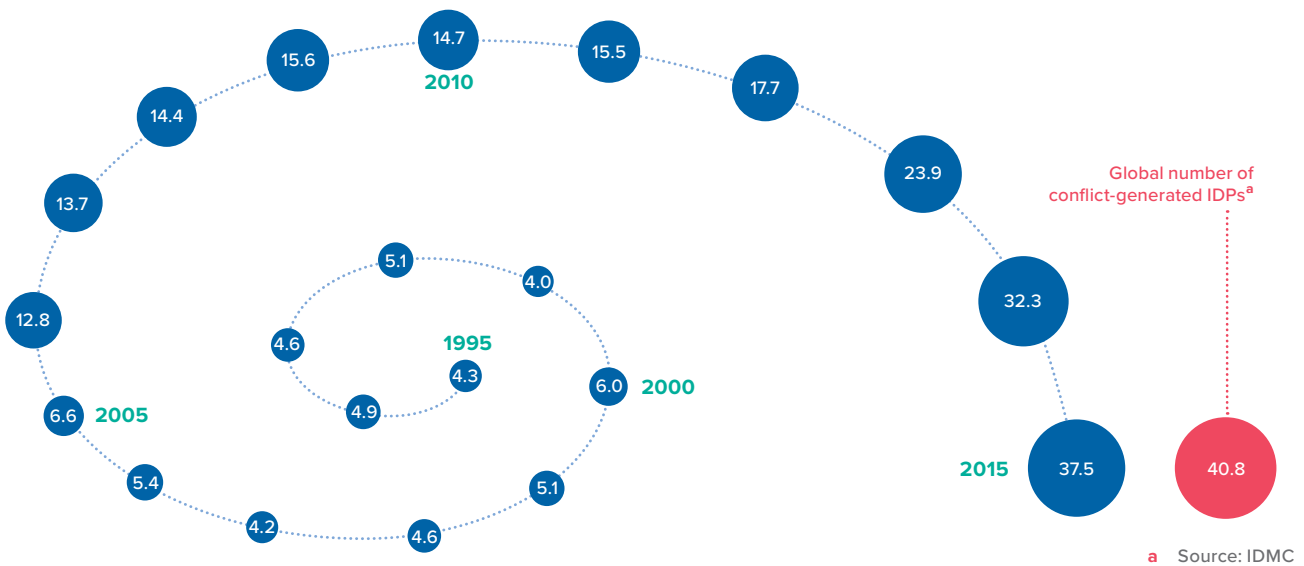
<sup>27</sup> Source for population size: United Nations, Population Division, *World Population Prospects: The 2015 Revision*, New York, 2015.

<sup>28</sup> The total number of IDPs reflected in UNHCR's official statistics constitute only those individuals that are internally displaced by conflict-induced situations and are protected/assisted by the organization; therefore, the total number of IDPs reported in the annex tables of this report does not constitute the global number of IDPs worldwide. See IDMC for statistics on IDPs displaced due to disasters.

<sup>29</sup> In December 2005, the Inter-Agency Standing Committee endorsed the 'cluster' approach for handling situations of internal displacement. Under this arrangement, UNHCR assumes leadership responsibility and accountability for three clusters: protection, shelter, and camp coordination and camp management.

<sup>30</sup> For example, 35,000 people in Myanmar and 105,000 people in South Sudan.

**Fig.12 IDPs protected/assisted by UNHCR**  
Includes people in an IDP-like situation since 2007  
in millions



individuals, nearly 10 per cent of the country's population, within one year. Prior to the escalation of the conflict in 2015, humanitarian needs were acute in Yemen, as one of the poorest countries in the Middle East and North Africa region. The rise in displacement in the country is dramatic when compared with the internally displaced population at the start of 2015, which consisted of about 330,000 people in a protracted situation in a few northern governorates.

Other countries that reported large numbers of new IDPs included Iraq (808,700), Ukraine (800,000), Sudan (639,500), the Democratic Republic of the Congo (637,900), and Afghanistan (492,600). These six countries combined accounted for 84 per cent of all new IDPs during 2015.

In Colombia, few IDPs returned to their habitual residences, and the Government reported 113,700 newly displaced people. With other adjustments to the IDP population made at year-end, the total number of IDPs in that country thus rose to 6.9 million at the end of 2015, compared to 6.0 million<sup>31</sup> reported during 2014. As a consequence, Colombia had the world's largest internally displaced population at the end of 2015.

The estimated total number of IDPs in the Syrian Arab Republic declined from 7.6 million in 2014 to 6.6 million in 2015, partly due to some displaced people crossing international borders to seek protection outside the country. The Syrian Arab Republic therefore had the second largest IDP population. More than five years of civil war and armed conflict in the country have directly contributed to one of the largest displacement crises in recent history.

By the end of 2015, the total number of IDPs in Iraq stood at 4.4 million, compared to 3.6 million reported at the end of 2014. Thus, Iraq continues to have the third-largest number of IDPs. The escalation of armed conflict across the country's central governorates, which began in 2014 with the rise of the Islamic State (also known as ISIS or ISIL) and other non-State armed groups, has resulted in new and secondary movements of IDPs across central Iraq and the country's Kurdistan region. Despite restricted access to IDP locations, UNHCR maintained its humanitarian commitment to providing assistance to hundreds of thousands of individuals in Iraq. Of the 4.4 million IDPs reported in that country at the end of 2015, 1.1 million received UNHCR assistance.

During 2015, 152,700 IDPs in Sudan were able to return to their habitual residences. However, as a result of renewed conflicts and insecurity, the total number of IDPs in the country rose to some 3.2 million IDPs at the end of 2015, compared to 2.1 million a year earlier.

Similarly, the violence and human rights abuses in northern Nigeria have continued throughout 2015, with the insurgency entering its sixth year. As a consequence, the total number of IDPs in the country rose from approximately 1.2 million at the end of 2014 to approximately 2.2 million by the end of 2015, an increase of around 964,000 (81%) concentrated especially in the north-east of the country.

<sup>31</sup> The figures for displaced person in Colombia were provided by the RNI Victims' Unit in Colombia. See <http://rni.unidadvictimas.gov.co/RUV>.

# THE HUMANITARIAN CRISIS IN YEMEN

In late March 2015 the situation in Yemen changed dramatically, with an escalation in the conflict that affected 21 of the country's 22 governorates. Violence exacerbated an already dire humanitarian situation, further straining extremely limited natural resources, stretched services, and weak infrastructure. This protracted and escalated crisis resulted in massive internal displacement as populations moved in search of safety and protection. By end of the year, 2.5 million people were internally displaced in Yemen. In November the Megh and Chapala cyclones hit the county's southern coast, affecting several governorates, including Socotra Island. An estimated additional 20,000 Yemeni families were internally displaced as a result.

Most internally displaced persons have lost their livelihoods and sought shelter with relatives or friends, in schools, public and abandoned buildings, makeshift shelters, or in the open with little to no protection. They suffer from insecurity, lack of services, and shortage of food and water, prompting public health concerns. Protection assessments have found that women and children are especially affected by the conflict and that women are subject to particular protection problems, especially given the large number of single-female-headed households.

Despite operating in an environment with ongoing conflict, access constraints, lack of capacity, and funding limitations, UNHCR in coordination with other UN agencies and partners worked to facilitate the provision of life-saving protection, material assistance, and services to IDPs. Due to the unstable security and political situation, the plan of action for the implementation of the 2013 National Policy on IDPs could not be pursued. Focus shifted from registration and promoting durable solutions for IDPs to emergency responses and population movement tracking. The Protection Cluster, led by UNHCR, developed the 'Protection Cluster Strategy' and established the Task Force on Population Movement (TFPM), which became the source for statistical reporting on internal displacement and published six reports by year-end. In 2015 as the lead of the Shelter and Camp Coordination and Camp Management (CCCM) Cluster, UNHCR distributed non-food items and shelter assistance to more than 288,060 individuals with critical specific needs in 20 governorates.

The humanitarian community expanded its outreach and response to include both IDPs and host communities. UNHCR and partners provided services such as psychosocial care, cash and non-cash material support to help families cover specific immediate needs such as health and nutrition, legal assistance, and support with civil documentation. Humanitarian services were complemented with protection-oriented monitoring and community-level assessments. To foster community engagement and a culture of accountability, UNHCR established the Tawasul ('dialogue' in Arabic) call centre. The centre helped to facilitate two-way communication with IDP communities; it was also used to inform them about the services available and to better follow their needs.

Other countries where large numbers of IDPs were reported at the end of 2015 included South Sudan (1.8million), the Democratic Republic of the Congo (1.6million), Afghanistan (1.2 million), Pakistan (1.1 million), and Somalia (1.1 million).

On a positive note, some 2.3 million IDPs were able to return to their habitual places of residence during 2015, compared to 1.8 million during 2014; of these, 1.4 million received UNHCR's assistance. It is important to note, however, that the return of individuals to their original homes does not always constitute an indication of improved safety and protection in the areas concerned.

With 736,800 individuals, the Democratic Republic of the Congo reported the largest number of IDP returnees during 2015, including 457,500 individuals assisted by UNHCR. Pakistan reported 676,600 returnees, including 558,100 who received UNHCR's assistance. Other countries that reported large numbers of IDP returnees during 2015 included the Central African Republic (258,300), the Philippines (254,800), Sudan (152,700), Afghanistan (123,700), Mali (53,600), Myanmar (25,300), and Cameroon (18,600). ●



An Afghan mother cries with relief after making the harrowing journey from Turkey.



© UNHCR / GILES DULEY

# EUROPE REFUGEE CRISIS 2015

**1,015,078**

arrivals by sea in 2015

**3,771**

dead/missing at sea in 2015

**84%**


of arrivals come from the world's top 10 refugee producing countries

\* Sea arrivals to Greece and Italy.  
Sea and Land arrivals to Spain

In 2015, an increasing number of people risked their lives to cross the Mediterranean Sea in search of safety and protection. More than 1 million people arrived in Europe by boat during the year, with 84 per cent from the world's top 10 refugee-producing countries, including the Syrian Arab Republic, Afghanistan, and Iraq in the top three. The majority of the new arrivals –

at least 850,000 people – crossed the Aegean Sea from Turkey and arrived in Greece. Children made up 25 per cent of total arrivals to Greece, Italy and Spain in 2015, many unaccompanied or separated. During the year, some 3,770 people died or were reported missing in the Mediterranean Sea.



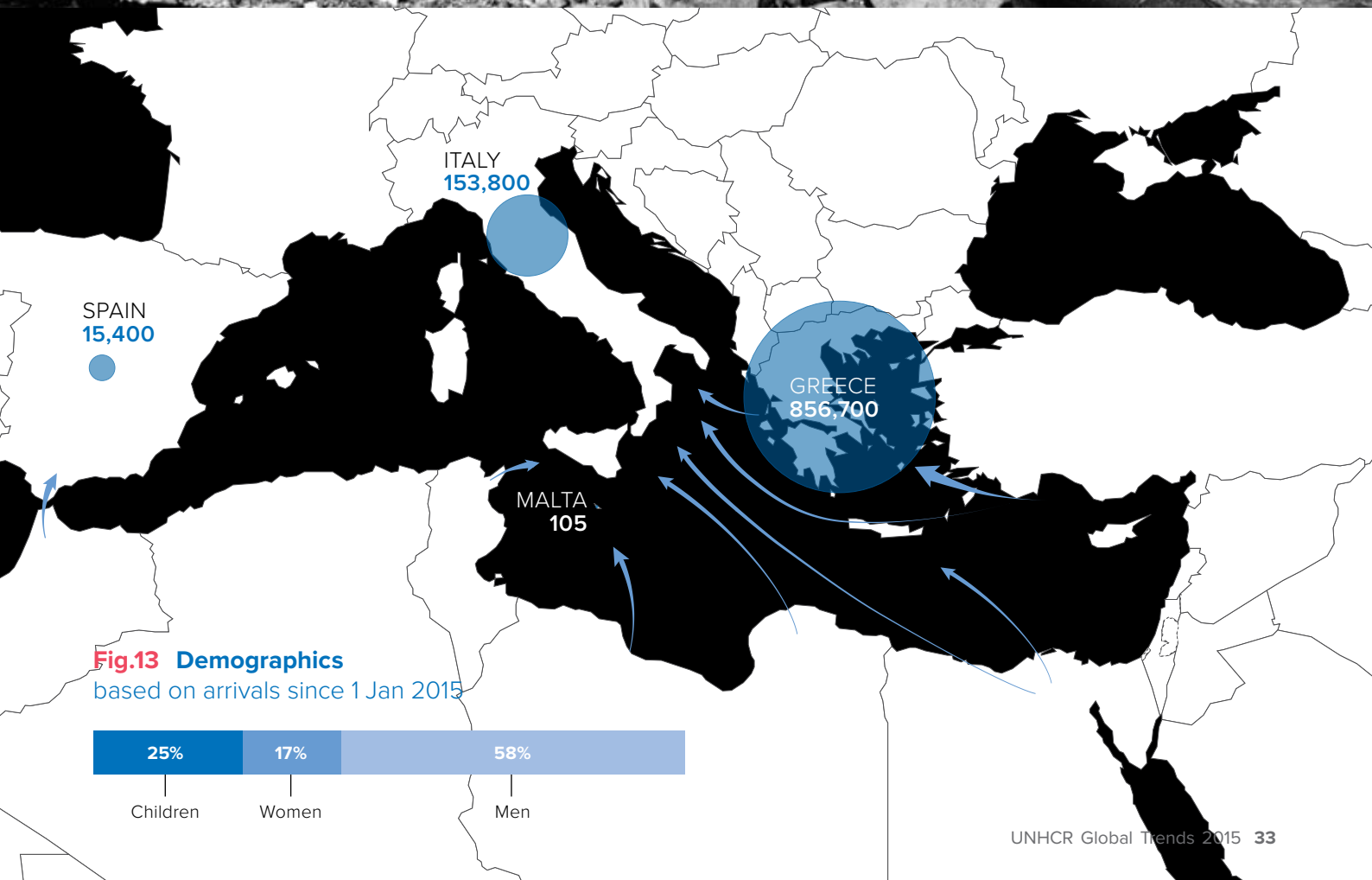


## PHOTO STORY

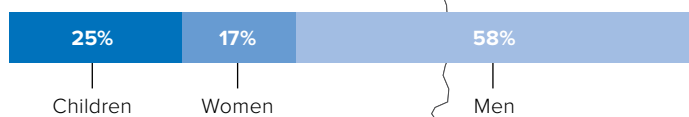
Giles Duley  
Photographer

Giles started his career as a photographer in the fashion industry before switching to documentary work. His work focusing on the effects of conflict on civilians. In 2011 whilst working in Afghanistan he stepped on an improvised explosive device (IED) sustaining life-changing injuries. However he returned to work continuing to document humanitarian stories. In 2015 he was commissioned by UNHCR to document the refugee crisis in Europe and the Middle East. The project focused on telling the individual stories of those caught up in the crisis. As Giles said, "These are not statistics, these are not numbers – these are individuals fighting for survival and the safety of their families."

© UNHCR / GILES DULEY



**Fig.13 Demographics**  
based on arrivals since 1 Jan 2015





A young Afghan boy is distracted by his aunt while his mother receives emergency medical treatment after collapsing.

© UNHCR / GILES DULEY

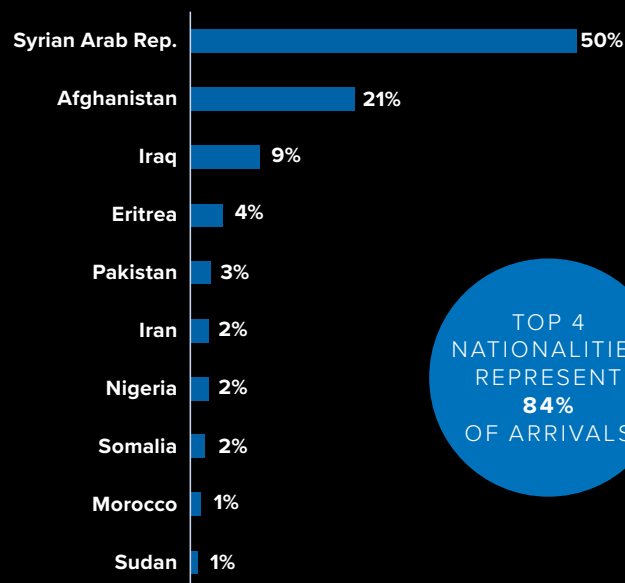
The impact of the crisis was felt across the continent, due to the significant onward movement from Greece to countries in Western and Northern Europe through the Western Balkans route. During the summer and early autumn thousands of people were crossing borders across numerous countries. To respond to this emergency, UNHCR mobilised staff and resources in 20 different locations across the route to provide life-saving assistance and protection, working with partners and governments.

The refugee emergency in Europe tested asylum and reception systems in 2015, and illustrated the imperative of a comprehensive response, based on solidarity and responsibility sharing. Existing frameworks were in many instances unable to facilitate the management of the crisis or preserve the protection space in a sustainable manner. Numerous European countries responded to the crisis by unilaterally imposing greater restrictions on access to their territories. In particular, 2015 saw increased border controls and fences erected along borders between several countries in an effort to thwart the movement of refugees into their countries and across Europe. In addition, many countries passed legislation restricting access to asylum systems and placing limitations on family reunification.


**Fig.14 Top 10 nationalities of Mediterranean Arrivals in 2015**

based on arrivals since 1 Jan 2015

\* Sea arrivals to Greece and Italy. Sea and Land arrivals to Spain



TOP 4 NATIONALITIES REPRESENT 84% OF ARRIVALS



Refugees need protection, not rejection. During the last 2 years, over one million people have crossed the Mediterranean by boat with the help of smugglers and more than 7,700 lives have been lost at sea. Some 17,000 refugees were submitted for resettlement in Europe in 2015.

In this photo: A Syrian father, his children safely wrapped in thermal blankets, cries with relief after landing.

© UNHCR / GILES DULEY

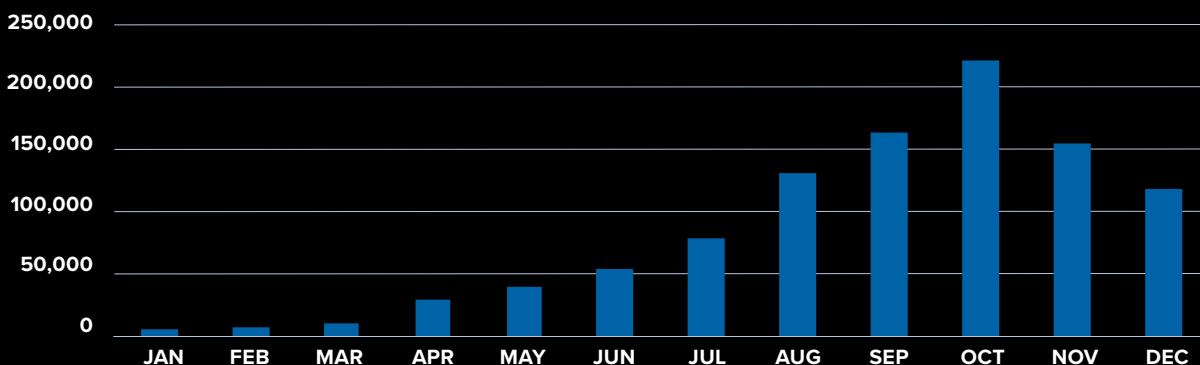
Furthermore, more than 2 million asylum applications were lodged in 38 European countries in 2015 – almost three times the 2014 figure (709,800). It should be noted, however, that the recording of statistical information in Europe in 2015 includes considerable instances of double counting. According to European government statistics, the main countries of origin of applicants were the Syrian Arab

Republic (675,700), Afghanistan (406,300) and Iraq (253,600). European Union (EU) Member States received more than 1.2 million asylum applications, with Germany and Sweden receiving close to 50 per cent of applications launched in the EU. ●

Data Source: <http://data.unhcr.org/mediterranean/regional.php>

### Fig.15 Monthly Mediterranean Arrivals in 2015

\* Figures include sea arrivals to Malta, Italy and Greece and sea and land arrivals to Spain



Ali, his wife Leila, and their three children wait at the train station in Sid, Serbia. Yazidi refugees from Iraq, they wait with other refugees from Afghanistan, Iraq and Syria to take trains to nearby Croatia. Previously, refugees and migrants had to wait outside for hours and walk two kilometres from Serbia to Croatia.



## AN ASYLUM-SEEKER IS AN INDIVIDUAL SEEKING INTERNATIONAL PROTECTION AND WHOSE REFUGEE STATUS IS YET TO BE DETERMINED. THIS SECTION WILL PRESENT THE MAIN TRENDS IN ASYLUM APPLICATIONS LODGED IN 2015, WITH AN OVERVIEW OF DECISIONS.<sup>32</sup>

Some 2.45 million<sup>33</sup> individual applications for asylum or refugee status were submitted to States or UNHCR in 174 countries or territories in 2015. This number represents an increase of about 48 per cent compared to 2014 (1.66 million applications).

This is the highest number of applications ever recorded, although the percentage increase between 2014 and 2015 was less than that between 2013 and 2014 (54%). Of the provisional total of 2.45 million asylum claims, an estimated 2.04 million were initial applications<sup>34</sup> lodged in 'first instance' procedures. The remaining 411,000 claims were submitted at second instance, including with courts or other appellate bodies.<sup>35</sup>

In countries where UNHCR undertakes refugee status determination, UNHCR's offices registered an increasing number of individual asylum cases, reaching an all-time high with 269,700 in 2015. However, there was a proportional decrease in the number of applications received by UNHCR when compared to

all individual asylum applications, from a high of 19 per cent in 2013 to 11 per cent in 2015 (TABLE 2). This was a result of the large increase in individual asylum applications in countries with functioning national mechanisms for determining asylum status.

<sup>32</sup> This section does not include information on mass influxes of refugees, nor on those recognized as refugees on a group or prima facie basis.

<sup>33</sup> Because some countries have not yet released all of their national asylum data at the time of writing, this figure is likely to be revised later this year. Adjustments were made to asylum applications originating in Hungary and Serbia and Kosovo: S/RES/1244 (1999), both of which registered many asylum applications in order to facilitate transit. These cases were then closed with no decision made. Including these cases skewed the asylum claims and increased the double counting between countries, as it is assumed that most claimants would then submit an application for asylum in another European country. Therefore, closed cases were removed from the total applications in Hungary and in Serbia and Kosovo (S/RES/1244 (1999)). The number of pending cases was added to the figure to account for the closure of pending cases from 2014.

<sup>34</sup> The data for some countries include a significant number of repeat claims, i.e. the applicant has submitted at least one previous application in the same or another country.

<sup>35</sup> Statistical information on outcomes of asylum appeals and court proceedings is under-reported in UNHCR's statistics, particularly in industrialized countries because this type of data is often either not collected by States or not published separately.

**Table 2 New and appeal applications registered | 2010-2015**

	2010	2011	2012	2013	2014	2015*
States	747,300	734,100	781,400	870,700	1,401,700	2,167,200
UNHCR	96,800	98,800	125,500	203,200	245,700	269,700
Jointly**	6,200	31,700	22,800	5,800	12,900	17,800
<b>Total</b>	<b>850,300</b>	<b>864,600</b>	<b>929,700</b>	<b>1,079,700</b>	<b>1,660,300</b>	<b>2,454,700</b>
% UNHCR only	11%	11%	13%	19%	15%	11%

\* Provisional figures

\*\* Refers to refugee status determination conducted jointly by UNHCR and Governments

### NEW INDIVIDUAL ASYLUM APPLICATIONS REGISTERED<sup>36</sup>

Germany was the largest single recipient of new asylum applications, with 441,900 registered during 2015. This is more than double the number registered a year earlier (173,100) and the eighth consecutive increase for Germany [FIGURE 16](#). The greatest number of applications was received from individuals originating from the Syrian Arab Republic – 158,700 new applications, more than four times the number received during 2014 (39,300). Germany also saw a dramatic increase in the number of new asylum applications from people from Albania, rising from 7,900 claims to 53,800, a more than sixfold increase. Overall, the Syrian Arab Republic was the top country of origin for asylum-seekers, followed by Albania, Serbia and Kosovo: S/RES/1244 (1999)<sup>37</sup> (50,100), Afghanistan (31,400), Iraq (29,800), and Eritrea (10,900).

The United States of America was the second-largest host of new asylum-seekers in 2015 with 172,700 claims<sup>38</sup>, a 42 per cent increase from 2014 (121,200). An increasing proportion of claims in the country are from Mexico and countries in Central America, reaching 51 per cent in 2015 compared with 42 per cent in 2014 and 35 per cent in 2013; these individuals come mainly from Mexico (19,300), El Salvador (18,900), Guatemala (16,400), and Honduras (14,300)<sup>39</sup>. Violence and persecution generated by transnational organized crime, gang-related violence, and drug cartels in some parts of Central America are likely to be the primary cause behind the increasing numbers of asylum-seekers from Central America seeking international protection in the United States of America. China was also a significant origin of many asylum-seekers in the United States of America, with 15,100 claims in 2015.

Sweden ranked third in 2015 with 156,400 new applications for asylum, more than double the previous year (75,100). While there has been a significant increase in Syrian claims for asylum, from 30,300 in 2014 to 50,900 in 2015, most of this increase has derived from increases in claims from other nationalities.

Of particular note are applications from individuals from Afghanistan, which increased sharply from 2,900 in 2014 to 41,300 in 2015, and from Iraq, which saw a similarly large increase from 1,700 to 20,300. As a result, Sweden was the second-largest recipient of Syrian and Afghan asylum-seekers in 2015 (after Germany and Turkey, respectively) and the third-largest for Iraqis after Germany and Turkey.

A total of 152,500 new applications for asylum were lodged in the Russian Federation in 2015, making it the fourth-largest recipient of claims for asylum. This figure represents a sharp decrease from the unusually high level of asylum claims in 2014 (274,700), which had been a response to the conflict in eastern Ukraine. Still, the ongoing impact of that conflict is reflected in the fact that 98 per cent of all claims in 2015 were from Ukrainian asylum-seekers, with nearly all of these claims (149,900) for temporary asylum.

In addition to the Syrian refugee population in Turkey, all covered by the Government's temporary protection regime, there also has been a rise in the number of individual asylum claims registered with UNHCR. In Turkey, the Office registered 133,300 new claims in 2015 compared with 87,800 in 2014, meaning that Turkey is the fifth-largest recipient of individual new asylum claims. Iraqi asylum-seekers continued

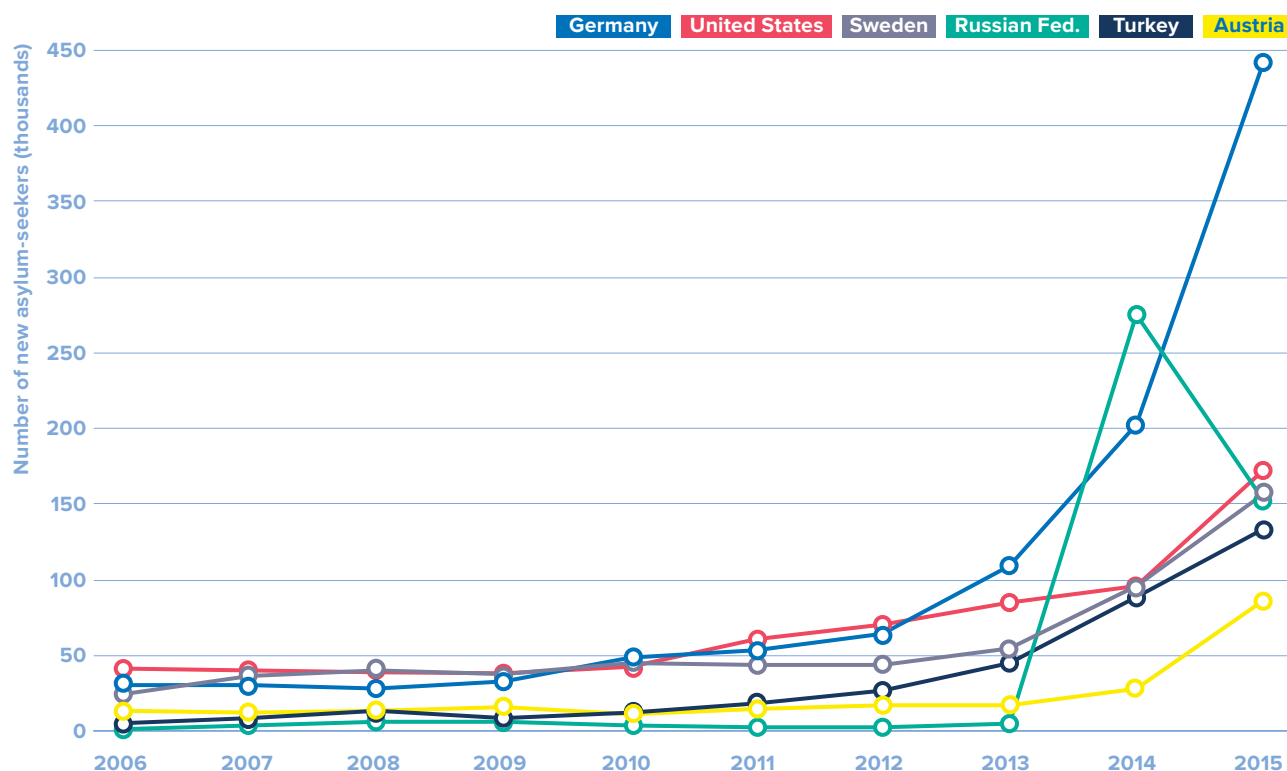
<sup>36</sup> Figures quoted in this section relate to new asylum applications lodged at the first instance. Appeal, court, repeat, or re-opened applications are, to the extent possible, excluded.

<sup>37</sup> References to Kosovo shall be understood to be in the context of Security Council resolution 1244 (1999), henceforth referred to in this document as Kosovo (S/RES/1244 (1999)).

<sup>38</sup> Estimated number of individuals based on the number of new affirmative asylum cases lodged with the U.S. Citizenship and Immigration Services Asylum Division (90,579) and multiplied by 1.406 to reflect the average number of individuals per case (Source: US Department of Homeland Security); and number of new 'defensive' asylum requests lodged with the Executive Office of Immigration Review (45,385, reported by individuals) (Source: US Department of Justice).

<sup>39</sup> These numbers reflect the sum of (1) asylum applications filed affirmatively before the U.S. Citizenship and Immigration Services Asylum Division and (2) individuals who filed for asylum defensively before Executive Office of Immigration Review. The former is reflected as number of cases and can include more than one individual per case. The asylum applications totals by nationality are not adjusted by average case size and thus, underrepresent the total number of individuals who request asylum from the U.S. government for a particular nationality.

**Fig.16 Main destination countries for new asylum-seekers | 2006-2015**



to account for a large proportion of those seeking international protection in Turkey in 2015 (53,800), and Turkey now has the largest number of Iraqi asylum-seekers in the world. There also has been a considerable increase in the number of new Afghan asylum-seekers, from 15,700 claims in 2014 to 63,400 in 2015, making this the largest country of origin for individual asylum-seekers in Turkey. The number of new asylum-seekers from the Islamic Republic of Iran also increased to 11,400 claims in 2015 from 8,200 in 2014. Together, Afghan, Iraqi, and Iranian claims accounted for 98 per cent of all individual claims for asylum registered with UNHCR in Turkey in 2015.

Austria was the sixth-largest recipient of claims for asylum. The 85,800 applications that the country received during 2015 made up the highest number on record and a sharp rise from 2014 (28,100). The largest number of these came from Afghanistan (25,200) and the Syrian Arab Republic (24,400), together accounting for more than half of all applications. This is in contrast to 2014, which saw a relatively smaller 4,900 Afghan and 7,660 Syrian applications for asylum, although these two nationalities

were still the most common among applicants in 2015. Of particular note is the increase in claims from Iraqis, which rose more than tenfold from 1,100 in 2014 to 13,300 in 2015.

The number of new individual asylum applications (83,200) registered in Italy in 2015 was the highest such number ever recorded. Despite an increase from 63,700 in 2014, Italy remained the seventh-largest recipient country during the year. However, the profile of those applying for asylum has changed significantly. Whereas in 2014 Mali was the main country of origin, in 2015 Nigeria was the top country of origin for those applying for asylum, with 17,800 applicants compared to 9,700 in 2014. The second top country of origin was Pakistan with 10,300 applicants, followed by the Gambia (8,000), Senegal (6,400), and Bangladesh (6,000). Substantially fewer Malians applied for asylum in Italy in 2015 (5,500) compared with 2014 (9,800). Although Eritreans represent a significant proportion of those arriving by sea in Italy (19%),<sup>40</sup> only 700 individuals submitted a claim for asylum in 2015.

The eighth-largest recipient country of asylum applications in 2015 (after adjustment) was Hungary. The reported figures included applicants who usually move onward within a short time to other countries

<sup>40</sup> Data from operational portal <http://data.unhcr.org/mediterranean/country.php?id=105>.

**Table 3 New asylum claims registered in UNHCR offices with more than 10,000 claims\* | 2012-2015**

	2012	2013	2014	2015
Turkey*	26,500	44,800	87,800	133,300
Malaysia	19,400	53,600	25,700	22,100
Egypt**	6,700	10,800	10,000	21,100
Jordan	2,500	6,700	29,100	19,400
Lebanon	1,800	2,800	14,500	17,800

\* Excluding appeal/review claims

\*\* Includes asylum-seekers registered with UNHCR as well as asylum-seekers who have been pre-registered but who are pending official registration with UNHCR.

in the European Union, with their cases closed soon afterward. These closed cases have been removed from the figures for Hungary, in order to reflect applications from people seeking asylum there more accurately and to reduce some double counting of new applicants.<sup>41</sup> Even with the adjustment, Hungary still received about 74,200 new applications for asylum in 2015. Roughly half of these came from individuals from the Syrian Arab Republic (36,600), followed by Afghanistan (15,300), Pakistan (7,700), and Iraq (4,400). Together these nationalities accounted for about 86 per cent of all asylum claims in Hungary in 2015.

France was the ninth-largest recipient with 74,200 individual claims for asylum during 2015, an increase from the 59,000 registered in 2014. Sudan was the top country of origin for asylum-seekers in France with 5,300 applications, followed by Serbia and Kosovo: S/RES/1244 (1999) (5,300) and the Syrian Arab Republic (5,100) – another contrast with 2014, when the top countries of origin were the Democratic Republic of the Congo followed by the Russian Federation. The numbers of asylum-seekers from Iraq and Afghanistan in France increased significantly between 2014 and 2015: from 900 to 3,100 and from 600 to 2,500, respectively.

Finally, South Africa was the destination country that received the greatest number of claims for asylum from 2007 to 2010, especially for those from Zimbabwe. Yet the number of asylum-seekers in the country has dropped considerably since a high of 222,300 in 2009; it stood at 62,200 in 2015, making South Africa the 10<sup>th</sup>-largest recipient of asylum-seekers. Over time, both the absolute number and the proportion of Zimbabweans seeking asylum has declined, although they are still the single largest nationality group with 17,800 claims, representing 29 per cent of the total. This stands in contrast to 2009 when 149,500 Zimbabwean asylum claims were received, or in 2010 when such claims

represented over 81 per cent of South Africa's total. As would be expected, asylum claims in South Africa are dominated by individuals originating in sub-Saharan Africa, accounting for 84 per cent of the total, with Ethiopia (9,300), Nigeria (6,600), and the Democratic Republic of the Congo (6,400) being the top countries of origin after Zimbabwe.

In 2015, UNHCR's offices registered 257,700 new individual applications for refugee status and 12,000 on appeal or for review. As in recent years, the office in Turkey received the highest number of new requests, 133,300, a figure that has been increasing, followed by Malaysia (22,100), Egypt (21,100), Jordan (19,400), and Lebanon (17,800) **TABLE 3**. Turkey now accounts for over half (52%) of all new asylum applications received by UNHCR offices, up from 37 per cent in 2014. Together, the top five countries (listed in Table 3) account for 83 per cent of all new individual asylum applications registered by UNHCR offices.

### BY NATIONALITY

As in the previous two years, Syrians lodged the largest number of asylum claims worldwide during 2015 **FIGURE 17** – 373,700 new claims, or 18 per cent of the global total. Further, this proportion increased since 2014, when Syrians accounted for 12 per cent of all new claims for asylum. Excluding the Middle East region, where this group enjoys temporary protection, individual claims for asylum were received from Syrians in 127 countries; however, the largest number of these claims were in Europe, notably Germany (158,700) and Sweden (52,035), as in 2014. Other countries with significant numbers of Syrian asylum-seekers included Hungary (36,600), Austria (24,400), the Netherlands (18,700), Norway (10,500), and Belgium (10,300). In general, recognition rates for Syrian asylum-seekers were above 90 per cent in most countries.

Afghans were the second-largest group of asylum-seekers, with 239,600 new applications registered during 2015. This excludes the more than 2.6 million refugees recognized in the Islamic Republic of Iran and Pakistan on a prima facie basis over the years and currently residing in these countries. Turkey

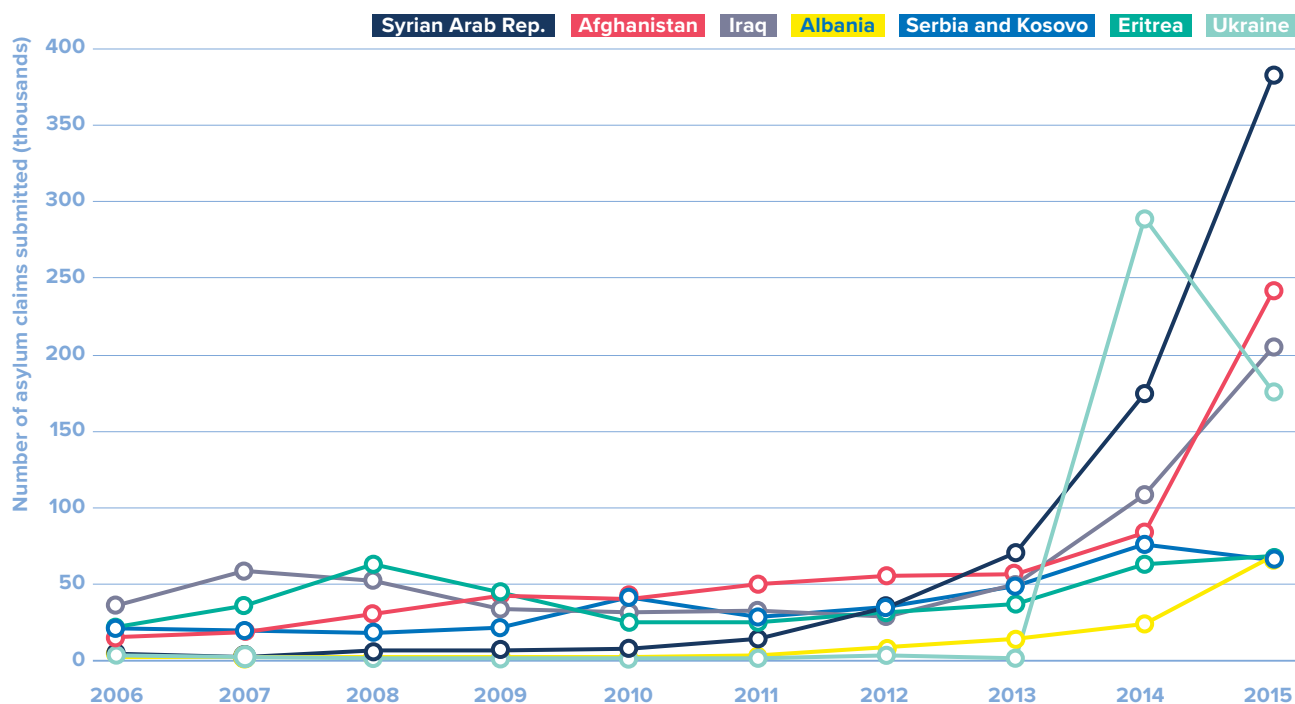
<sup>41</sup> Asylum claims in Hungary and Serbia and Kosovo: S/RES/1244 (1999) were adjusted to account for the large number of claims that were administratively closed and concerns of double counting from asylum-seekers who transited through Hungary and Serbia and Kosovo: S/RES/1244/ (1999), to submit asylum claims in other countries in Europe. To calculate the adjusted asylum claims in Hungary and Serbia and Kosovo (S/RES/1244 (1999)), the number of pending cases was added to the number of cases where a substantive decision was made in order to account for closed cases from applications in 2015 (as some of the cases closed were pending cases from earlier years and occasionally exceeded the number of new applications).





A refugee from Afghanistan helps his wife after the inflatable boat they used to cross the Aegean sea from the coast of Turkey to Greece crashed on a rock off the coast of Lesbos island. Despite harsh weather conditions, refugees and migrants continued to brave rough waters in 2015.

**Fig.17 Main countries of origin for asylum-seekers | 2006-2015**



received the most such claims (63,400) followed by Sweden (41,300), Germany (31,400), and Austria (25,200). In Turkey, recognition of refugee status for Afghans was nearly universal in 2015 (although relatively few substantive decisions were made), while in Sweden and Germany about three-quarters of claims were recognized (with Total Recognition Rates<sup>42</sup> being 75 and 76 per cent, respectively). Among the 10 countries with more than 5,000 new claims for asylum from Afghans, Belgium and Norway also had high Total Recognition Rates of 80 and 83 per cent, respectively; however, in Bulgaria and Hungary these rates were below 25 per cent.

In 2015, 203,700 new asylum applications originated from people from Iraq. Turkey registered the highest number of these (55,600), followed by Germany (29,800), Sweden (20,300), Finland (19,800), and Austria (13,300). As with Afghan asylum-seekers, there was near-universal recognition of Iraqis in

Turkey, while Germany also recognized nearly all Iraqi asylum-seekers as refugees. In the other seven countries with more than 5,000 asylum applications from Iraq, there was close to universal recognition in Jordan and Lebanon, although more than three-quarters of Iraqi refugees were also recognized in Belgium and Finland (76% and 85%, respectively). However, the Total Recognition Rates were lower in Sweden and Austria at around 60 per cent and lowest in Bulgaria at 46 per cent.

Individuals originating from Ukraine presented 175,500 claims for asylum, a significant reduction from the 288,600 claims lodged in 2014. The vast majority of these (85%) were registered by the Russian Federation, although claims were presented in 77 countries. Other countries with significant numbers of asylum-seekers from Ukraine were Italy (4,700), Germany (4,600), and Spain (3,400). Nearly all of the Ukrainian claims in the Russian Federation were for temporary asylum, and none of these were rejected. Recognition rates were much lower in other countries: Italy had a Total Recognition Rate of 65 per cent, while in Germany this was 55 per cent.

Other national groups with large numbers of asylum-seekers included Albania (68,500), Serbia and Kosovo: S/RES/1244 (1999) (66,100), Eritrea (57,000), the Democratic Republic of the Congo (54,800), Pakistan (52,500), and Nigeria (44,000). Asylum-seekers from each of these countries increased

<sup>42</sup> In the absence of an internationally agreed methodology for calculating recognition rates, UNHCR uses two rates to compute the proportion of refugee claims accepted during the year. The **Refugee Recognition Rate** divides the number of asylum-seekers granted Convention refugee status by the total number of substantive decisions (Convention status, complementary protection, and rejected cases). The **Total Recognition Rate** divides the number of asylum-seekers granted Convention refugee status or a complementary form of protection by the total number of substantive decisions (Convention status, complementary protection, and rejected cases). Non-substantive decisions are, to the extent possible, excluded from both calculations. For the purpose of global comparability, UNHCR uses only these two recognition rates and does not report rates calculated by national authorities.

compared to 2014. However, all figures in this section should be considered indicative, because the country of origin for some asylum-seekers is unknown or undisclosed by some States.

## DECISIONS

Provisional figures indicate that States and UNHCR rendered more than 1.18 million decisions on individual asylum applications during 2015 (TABLE 4).<sup>43</sup> These figures do not include cases closed for administrative reasons with no decision issued to applicants,<sup>44</sup> of which over 1 million were reported to UNHCR in 2015. Hungary and Serbia and Kosovo: S/RES/1244 (1999) accounted for 730,500 of these closed cases due to many individuals applying for asylum and soon after leaving to other European countries.

UNHCR staff adjudicated 91,800 or 8 per cent of the total substantive decisions, a decrease from the high of 99,600 in 2014. Data relating to individual decisions are incomplete, however, as a few States have not yet released all of their official statistics. Thus, additional substantive decisions are likely to have been taken by States in 2015 but are not reported here.

Based on the available data, some 672,200 asylum-seekers were recognized as refugees (428,800) or given a complementary form of protection (243,400) during 2015. This is a relatively small increase from 2014, when 615,000 asylum-seekers were recognized as refugees or given a complementary form of protection. In contrast, about 491,900 claims were rejected on substantive grounds, a number that includes negative decisions both at the first instance and on appeal. Asylum-seekers rejected at both first and appeal instances may be reported twice, depending on the methods used by governments for reporting decisions on individual asylum applications.

At the global level (UNHCR and State asylum procedures combined), the Refugee Recognition Rate (RRR) was an estimated 37 per cent of all substantive decisions taken during 2015, whereas the Total Recognition Rate (TRR) was 57 per cent. While the RRR was significantly higher than in 2014 (27%), the TRR was about the same (59%), although this latter figure is still higher than the historical trend since 2000 (FIGURE 18). The 2014 numbers were influenced by the particularly large numbers of Ukrainian

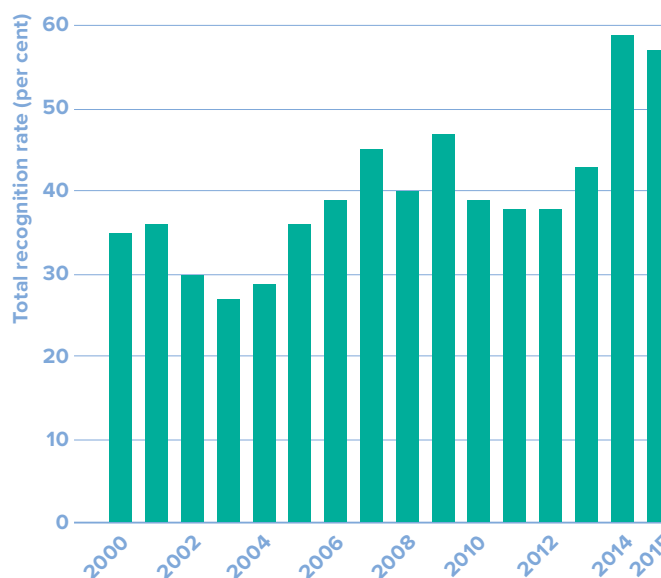
**Table 4 Substantive decisions taken | 2012-2015**

	2012	2013	2014	2015
States	627,200	590,200	941,800	1,086,000
UNHCR	54,400	72,100	99,600	91,800
Jointly	18,200	500	4,400	6,400
<b>Total</b>	<b>699,800</b>	<b>662,800</b>	<b>1,045,800</b>	<b>1,183,700</b>
% UNHCR only	8%	11%	10%	8%

asylum-seekers given temporary protection in the Russian Federation. Meanwhile, the increasing numbers of asylum-seekers from the Syrian Arab Republic, who have higher RRRs than those originating from other countries, are partly responsible for the TRR remaining high in 2015 despite the decrease in asylum-seekers from Ukraine in the Russian Federation. At this time, global recognition rates are indicative, as some States have not yet reported the relevant data.

Among asylum-seekers from countries where more than 1,000 individual applications were made, those originating from the Syrian Arab Republic, South Sudan, the Central African Republic, Yemen, Ukraine, Burundi, Iraq, Myanmar, Eritrea, Somalia, and the State of Palestine had TRRs of 85 per cent or more. In contrast, TRRs were particularly low for asylum-seekers from the former Yugoslavia, including Montenegro, the former Yugoslav Republic of Macedonia, Serbia and Kosovo: S/RES/1244 (1999), and Bosnia and Herzegovina (below 4%). Other

**Fig.18 Global Total Recognition Rates | 2000-2015**



<sup>43</sup> Refers to decisions taken at all levels in the asylum procedure.

<sup>44</sup> Also referred to as 'non-substantive' decisions, which may result from the death of the applicant, no-show for interview, withdrawal of the application, abandonment of the claim, or the determination that another country is responsible for the claim ('Dublin II' procedure), among other factors.

# UNACCOMPANIED OR SEPARATED CHILDREN (UASC) SEEKING ASYLUM

Provisional data indicate that the number of unaccompanied or separated children seeking asylum on an individual basis has increased significantly over recent years, reaching the highest levels since UNHCR started systematically collecting such data in 2006. In 2015, about 98,400 new individual asylum applications were submitted by unaccompanied or separated children, with 78 countries reporting at least one such individual application. This compares with 34,300 in 2014 and 25,300 in 2013. Much of this increase is related to the overall increase in asylum applications, but the proportion of unaccompanied or separated children among all asylum applications has also increased from just over 2 per cent in 2013 to nearly 5 per cent in 2015.

It should be noted that not all countries report information on the numbers of unaccompanied or separated children seeking asylum, most notably South Africa and the United States of America; thus it is very likely that the reported figure is an under-estimate. Sweden and Germany not only registered the most asylum applications from unaccompanied or separated children across the European Union but also the highest number of asylum claims from unaccompanied or separated children among all countries reporting such statistics.

In Sweden, 35,800 unaccompanied or separated children applied for asylum in 2015. This was a more than fivefold increase from 2014 (some 7,000 applications) and represents more than a fifth of all new asylum applications received in that country. The majority were from Afghans, who lodged 23,600 applications in 2015 compared to 1,500 in 2014. Other nationalities with a significant number of applications by unaccompanied or separated children in Sweden included the Syrian Arab Republic (3,800), Somalia (2,200), Eritrea (1,900), and Iraq (1,100).

The situation was similar in Germany, although the increase was not as steep. The country received 4,400 claims by unaccompanied or separated children in 2014, which rose to 14,400 the following year. Again, Afghan minors were the most common with 4,700 applications, closely followed by Syrians (4,000). Outside of Europe, only Kenya had more than 1,000 unaccompanied or separated children lodging applications, with 2,300, a similar level to 2014; most of these came from children from the Democratic Republic of the Congo and Sudan.

Among all asylum applications from unaccompanied or separated children, those from Afghan minors formed by far the largest group with 50,300 applications registered, compared with 8,600 in 2014. Of these, 14,400 were from children under 15 years of age and 35,900 were aged 15 to 17. Other nationalities with significant applications from unaccompanied or separated children in 2015 were the Syrian Arab Republic (14,800), Eritrea (7,300), Iraq (5,500), and Somalia (4,100).

nationalities with similarly low recognition rates included Zimbabwe, Malawi, and Albania.

## PENDING CLAIMS

By the end of 2015, about 3.2 million individuals were awaiting decisions on their asylum claims, a figure that includes applicants at any stage of the asylum procedure. This increase over the previous year (1.8 million) is partly accounted for by a rise in the number of pending claims reported by the Government of South Africa from 463,900 to 1,096,100, as a result of updated statistical information on the number of

cases pending appeal review. The number of asylum-seekers at the end of 2014 in South Africa is now estimated to be 1,057,600. Thus, it is important to emphasize that there has not been a comparable increase in the number of asylum-seekers in South Africa in 2015; rather, the increase is the effect of a change in methodology due to the historical under-reporting of this population. Although the number of new applications in 2015 was relatively low at 62,200, this statistical adjustment means that South Africa hosted more asylum-seekers than any other country at the end of 2015.



After fleeing South Sudan without their parents, Victoria, 16, waits with her brothers and sisters to be registered as refugees in Dungu Town in the Democratic Republic of the Congo. Their mother was killed in December 2015 and their father is still in South Sudan. "The day that war started, our father was not with us, so we could not know where we can go".

© UNHCR / COLIN DELFOSSE

The revised figures mean that South Africa has, by a large margin, the highest reported number of applications pending at any stage of the asylum procedure. This is followed by Germany with 420,600, an increase from 226,200 in 2014 and influenced by the large number of claims for asylum submitted in 2015. Other countries with more than 100,000 asylum claims pending at the end of 2015 include the United States of America (286,200), Turkey (212,400), and Sweden (157,000). All of these countries have experienced substantial increases in the numbers of pending claims compared with 2014. It should be noted

that despite improved statistical reporting on pending asylum applications, the true number of undecided asylum cases is unknown, as many countries do not report this information.

Finally, source countries with significant numbers of asylum-seekers waiting decisions reported to UNHCR were Afghanistan (259,900), Syrian Arab Republic (245,800), Iraq (237,200), and Ethiopia (77,900).<sup>45</sup> ●

<sup>45</sup> Information on country of origin was not provided for the pending asylum-seeker population in South Africa.



Thida Arngee was stateless until four years ago when her uncle helped her to attain Thai nationality. She was 14 years old. Her parents and brother are still stateless. 'The best thing about having Thai nationality is that I don't have to be scared when I travel. Now that I have an ID card, I am not scared that I might be arrested when I pass checkpoints.' Thailand is home to over 500,000 stateless people who are largely concentrated in remote areas in border or mountainous provinces like Chiang Rai.

## VI. STATELESS PERSONS

© UNHCR / ROGER ARNOLD

Statelessness, the situation when a person does not have the nationality of any country, restricts the enjoyment of fundamental human, social, and political rights, such as access to education, health care and freedom of movement. UNHCR estimates that at least 10 million people globally are stateless, while the current statistical data cover 3.7 million stateless persons in 78 countries.

Collecting comprehensive data on stateless populations presents a particular challenge because stateless individuals frequently live in precarious situations on the margins of society. Identifying stateless people, however, remains key to addressing the difficulties they face and to enabling the efforts of governments, UNHCR, and others to prevent and reduce statelessness.

In November 2014, UNHCR launched the #IBelong Campaign to End Statelessness and its accompanying Global Action Plan to End Statelessness: 2014-2024. The plan sets out a guiding framework of 10 actions to be taken to end statelessness within 10 years. Successful implementation of the plan requires improved baseline population data, and two of the plan's actions relate to the identification of stateless persons and to improving data on the situation of stateless people.

Various methods may be used to gather data on stateless people, including civil registries, surveys,

and population censuses. Population censuses are a particularly important source of data, given that they are intended to enumerate the entire population of a country and the majority of countries implement a census approximately once a decade. The United Nations' recommendations on population censuses underscore the importance of including questions related to citizenship and on statelessness.<sup>46</sup> Where countries have published statistics on stateless people derived from their censuses, such data have been included in this report.

In addition, UNHCR collaborates with the different parts of the United Nations, in particular at the regional level, to further refine these recommendations on stateless persons for the *2020 World Population and Housing Census Programme*. An increasing number of countries are now including these questions in their censuses, which they are carrying out under the *2020 World Population and Housing Census Programme*. Together with increased data collection – including disaggregated data as well as improved birth registration targets under both the Global Action Plan to End Statelessness and

<sup>46</sup> United Nations Department of Economic and Social Affairs, Statistics Division: *Principles and Recommendations for Population and Housing Censuses, Revision 2*, New York, 2008. See [http://unstats.un.org/unsd/publication/seriesm/seriesm\\_67rev2e.pdf](http://unstats.un.org/unsd/publication/seriesm/seriesm_67rev2e.pdf).

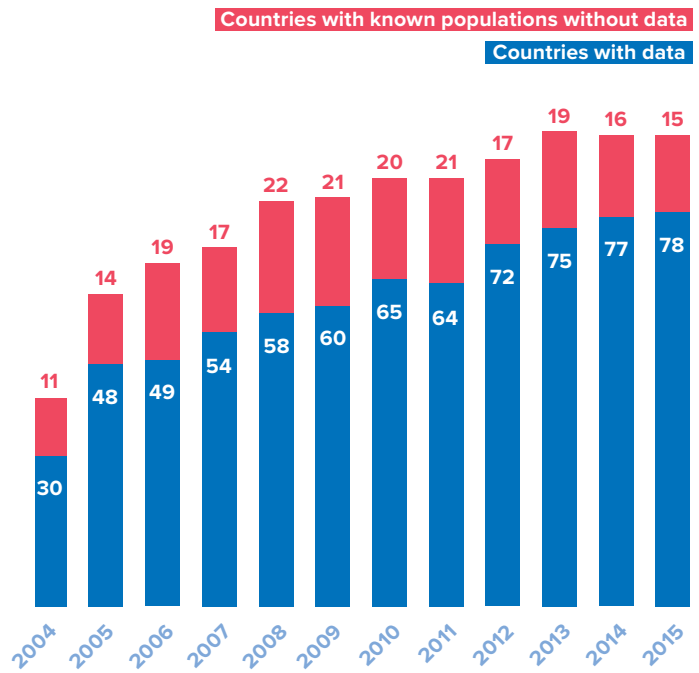


the 2030 Agenda for Sustainable Development – UNHCR expects further improvement in data quality and coverage in the coming years.

In this report, several sources were used to collect data on people included under UNHCR’s statelessness mandate, primarily governments, UNHCR, and non-governmental organizations. Governments accounted for more than half (56%) of the data collected. While UNHCR alone accounted for 23 per cent of the data collected on stateless persons, 8 per cent were jointly collected by governments and UNHCR. The remaining 13 per cent were collected by various other sources.

Despite the increased number of countries engaged in reporting and the enhanced reliability of their figures, UNHCR was unable to provide comprehensive statistics on stateless persons in all countries. By the end of 2015, statistics on people falling under UNHCR’s statelessness mandate were available for 78 countries, up by one country since 2014 **FIGURE 19**. In addition, **ANNEX TABLE 7** includes some countries marked with an asterisk for which UNHCR has information about the existence of significant stateless populations but for which no reliable figures were available. These countries remain priorities for UNHCR in its efforts towards improved data on statelessness. Progress also continued to be made to

**Fig.19** Number of countries reporting statistics on stateless persons | 2004-2015



reduce the number of stateless persons through the acquisition or confirmation of nationality. A reported 49,100 stateless persons in 20 countries acquired nationality during 2015. ●



Maribeth was displaced from the department of Chocó, on the pacific coast of Colombia, when she was 7-years-old and armed guards shot and killed her mother and sister. Now 41, she has never returned to her home town. She lives in Altos de la Florida, an informal settlement on the outskirts of Bogotá, with no access to running water, schools or healthcare. She works as a cook and a traditional dance teacher, and dreams of opening her own traditional Chocó restaurant in Bogota and running more dance classes for children. 'When I dance my spirit is free and I am in another world'. UNHCR is working to have the settlements legalized so that the municipality will provide services to the community.



## VII. OTHER GROUPS OR PERSONS OF CONCERN

### **AS A HUMANITARIAN AGENCY, UNHCR OFTEN PROVIDES PROTECTION AND/OR ASSISTANCE TO CERTAIN POPULATION CATEGORIES THAT IT CONSIDERS TO BE ‘OF CONCERN’ BUT WHICH DO NOT FALL INTO ANY OF THE OTHER POPULATION CATEGORIES.**

The activities undertaken for such groups by UNHCR are based exclusively on humanitarian grounds. Typical examples of such groups include former refugees in need of assistance to be locally integrated or rejected asylum-seekers whom UNHCR has determined are in need of humanitarian assistance. In addition, host populations who are directly or indirectly affected by an influx of displaced people may fall under this category.

By the end of 2015, 870,700 individuals had been reported as other groups or persons of concern, compared to 1.1 million a year earlier. This includes 180,000 Ugandan nationals who reside in refugee-hosting communities benefiting from UNHCR-assisted programmes such as education, health, water, and sanitation. In addition, some 162,300 individuals are former Burundian refugees who have

naturalized and reside in Tanzania; overall, Tanzania reported 168,600 people considered ‘others of concern’ at the end of 2015. Some 150,300 ‘others of concern’ were Afghans, made up of former refugees who have returned home but continue to have protection and economic needs similar to refugees.

In order to ensure their reintegration into their society – often in the face of difficult economic situations, lack of comprehensive reintegration measures, or continuing poor security – UNHCR provides additional support to the most vulnerable parts of these populations. People in the three groups detailed above constitute 57 per cent of the other groups or persons of concern to UNHCR.

Data on other populations of other groups or populations of concern were reported by 47 UNHCR offices in 2015. ●

Women and girls from the Central African Republic leave in groups to gather wood an hour away from where they live at the MBile site, Cameroon.



## VIII. DEMOGRAPHIC AND LOCATION DATA

### **POPULATION STATISTICS DISAGGREGATED BY DEMOGRAPHIC CHARACTERISTICS AND LOCATION PROVIDE A ROBUST EVIDENCE BASE FOR EFFECTIVE AND EFFICIENT HUMANITARIAN PROGRAMME IMPLEMENTATION AND RESPONSE.**

**T**his information is vital to providing protection to, and finding solutions for, refugees and other displaced persons. It is needed for identifying protection gaps, for properly designing and targeting interventions, and for evaluating response. Comprehensive and reliable demographic and location data are needed by everyone who works with displaced communities.

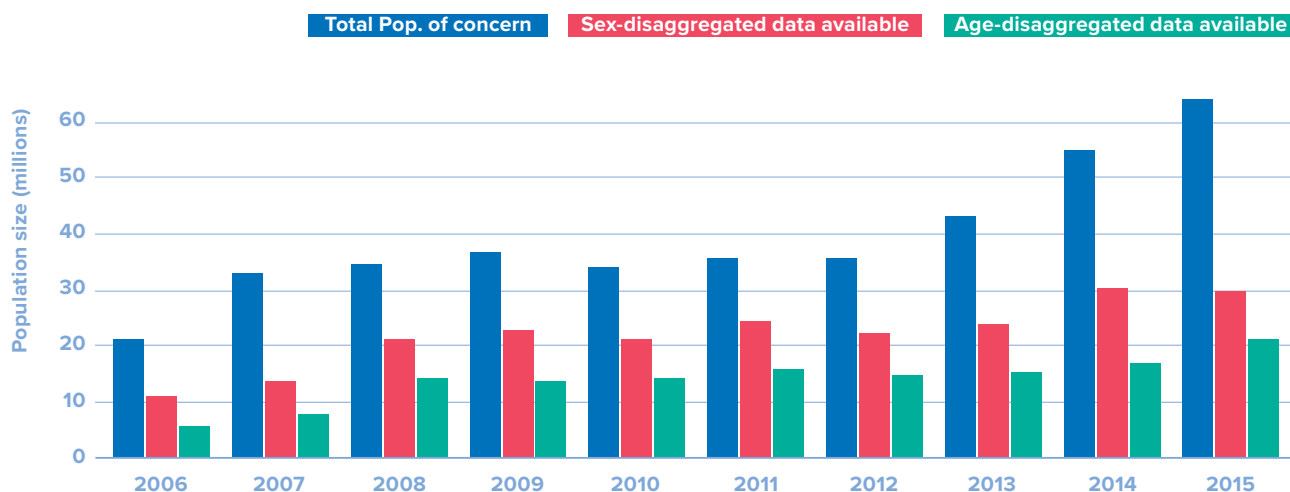
Collecting primary data on displaced people, especially during emergencies, has been a major challenge for the humanitarian community. Movements of individuals and communities in a crisis are often rapid and unpredictable, and gathering reliable disaggregated data requires resources that may be urgently required elsewhere. Efforts tend to focus on the immediate delivery of aid and protection, while the gathering of statistical data is prioritized for later phases.

Yet there is increased recognition of the value in having sex- and age-disaggregated data from the outset of an emergency. UNHCR and its partners look for new and innovative ways to gather this information

as soon as possible, and UNHCR has intensified its efforts to systematically collect data disaggregated by location and demographic characteristics, including in humanitarian emergencies. These data are time-sensitive, and the quicker they are collected and shared, the quicker they can be used both to help those who need assistance the most and to hold relevant parties accountable to their commitments.

In general, the quality of demographic data tends to be highest in countries where UNHCR has an operational role, undertakes registration and primary data collection, and has been engaged for a year or more. For some populations – mostly in developing countries – UNHCR has additional demographic and socio-economic information, including date and place of birth, language, occupation, civil status, religion, and education level. In locations where governments are exclusively responsible for data collection, comprehensive disaggregated data on refugees, IDPs, and others of concern often are lacking or unavailable.

**Fig.20 Demographic characteristics available on UNHCR's population of concern | 2008 - 2015**



In turn, uneven availability of disaggregated data presents an important limitation to comparative analysis between locations and populations, and over time. UNHCR continues to remind countries and data-collecting agents within the humanitarian community of the importance of disaggregated data by location and demographic characteristics.

#### DEMOGRAPHIC CHARACTERISTICS

In 2015, 164 countries provided demographic information disaggregated by sex, the same number as the previous year. Of the total population of concern at the end of 2015, data disaggregated by sex was available for 29.3 million – 46 per cent of the total population of concern to UNHCR. Of the data available on sex at the end of 2015, females and males accounted for 14.3 million and 15.0 million people, respectively.

Information disaggregated by age was less complete, as fewer countries provide such data. Only 141 countries provided age-disaggregated data at the end of 2015, although the coverage of such data has increased over time [FIGURE 20](#). Data disaggregated by age were available for 21.2 million people (33%) at the end of 2015, compared to 17.0 million people at the end of 2014. Of the 21.2 million people covered by age-disaggregated data, 51 per cent (10.9 million) were children.

The demographic characteristics of refugee populations have fluctuated over the past 10 years. The proportion of women among refugees ranged between 47 per cent and 49 per cent from 2003 to 2015, while that of children has ranged more widely, from 41 per cent in 2009 to 51 per cent in 2015 [TABLE 5](#). The proportion of refugee populations in what is defined as the working-age group (aged 18-59) saw a high of

54 per cent in 2009 versus 47 per cent in 2015. The older refugee population group (60 years and older) has varied by a few percentage points since 2003, between 5 per cent in 2003 and 3 per cent in 2015.

At the end of 2015, age-disaggregated data were available for 9.6 million refugees (out of the 16.1 million total refugee population), compared to 8.4 million IDPs (out of the total 37.5 million IDPs). The proportions of sex-disaggregated data for the types of population of concern reported to UNHCR were as follows: returned IDPs (91%), others of concern (84%), refugees (71%), returned refugees (66%), stateless persons (46%), asylum-seekers (42%), and IDPs (33%).

#### LOCATION CHARACTERISTICS

The characteristics of the places where refugees and others are living are as important as these populations' demographic characteristics. In order to ensure uniformity and comparison across all geographic regions, the available location data of refugees are classified into three main groups: urban, rural, and various/unknown (this latter including locations that are a mix of urban and rural, or are unclear). Recognizing the differences in national definitions and classifications of 'urban' and 'rural', UNHCR maintains a common approach for data collection across different geographic regions and locations.

Type of accommodation is useful information to improve the efficient allocation of resources, review policies, and design programmes. Accommodation type is classified into six categories: planned/managed camp, self-settled camp, collective centre, reception/transit camp, individual accommodation (private), and various/unknown if the information is unknown or unclear. Each of these types can be in either urban or rural locations.

At the end of 2015, about six out of 10 refugees were living in urban areas. Refugees are increasingly found in urban locations, a trend that has continued since 2008, when this population comprised 42 per cent of the total. Such information was available for 13.7 million refugees (85% of the total population),<sup>47</sup> compared to 12.2 million in 2014.

In addition, UNHCR collects information on where individuals are located within a country and has detailed location information for about 59 per cent of the entire population of concern. However, there is wide variation by population group, with subnational geographic location data for 73 per cent of refugees, 56 per cent of IDPs, and only 18 per cent of asylum-seekers. Location information for returnees, both refugees and IDPs, is above 93 per cent. More disaggregated geographical information on the distribution of refugees and others within a country is essential for humanitarian response and is a priority for UNHCR. Precise location information on affected people is perhaps the most important data element in the initial stage of a humanitarian crisis, and it remains crucial until durable solutions have been achieved.

At the end of 2015, the accommodation type was known for 13.4 million refugees out of the total 16.1 million under UNHCR's mandate. This information has seen some variation over the past five years, as type of accommodation was unknown for some 2.8 million refugees (17%) at the end of 2015, compared to 2.4 million (17%) in 2014, 2.2 million (19%) in 2013, 2.1 million (20%) in 2012, and 2.7 million (26%) in 2011.

Individual accommodation has increased in the past four years. At the end of 2015, some 67 per cent of refugees lived in individual accommodation. This is the highest such proportion ever recorded and compares to 63 per cent in 2014, 58 per cent in 2013, and 54 per cent in 2012 (TABLE 6). The increase is driven

**Table 5 Demographic characteristics of refugees | 2003-2015 (% of total population)**

Year	Women	<18 years	18-59	>60 years
2003	48%	49%	46%	5%
2004	48%	50%	45%	5%
2005	48%	46%	49%	5%
2006	47%	47%	49%	4%
2007	47%	46%	49%	5%
2008	48%	44%	51%	5%
2009	47%	41%	54%	5%
2010	47%	44%	51%	5%
2011	48%	46%	49%	5%
2012	48%	46%	49%	5%
2013	49%	50%	46%	4%
2014	49%	51%	46%	3%
2015	47%	51%	46%	3%

The percentages are based on available data and exclude countries where no demographic information is available. This is in particular the case for industrialized countries.

by the rising proportion of Syrian refugees among all refugees, nearly all of whom (97% of those for whom there is data) live in individual accommodation.

At the end of 2015, about 56 per cent of the total refugee population in rural locations resided in a planned/managed camp, compared with 2 per cent who resided in individual accommodation. In urban locations, the overwhelming majority (99 per cent) of refugees lived in individual accommodation, compared with less than 1 per cent who lived in a planned/managed camp.

In May 2016, UNHCR launched the 'Nobody Left Outside' campaign to tackle the urgent needs for shelter among 2 million refugees around the world. Clearly, robust disaggregated data on the refugee population and where and how they are living is key to the efficient implementation, monitoring, and evaluation of this campaign. ●

<sup>47</sup> Excludes data that were reported as unknown or unclear (2.3 million).

**Table 6 Accommodation of refugees | 2013-2015 (end-year)**

Type of accommodation	No. of refugees			Distribution			% women			% children			% urban		
	2013	2014	2015	2013	2014	2015	2013	2014	2015	2013	2014	2015	2013 <sup>a</sup>	2014 <sup>b</sup>	2015
Planned/managed camp	3,274,300	3,512,500	3,390,900	34.4	29.3	25.4	50.8	50.5	51.4	56.1	55.7	57.6	7.1	7.0	1.4
Self-settled camp	345,800	487,500	518,600	3.6	4.1	3.9	53.1	52.9	53.3	59.8	56.3	57.1	1.0	0.4	7.6
Collective centre	304,300	302,000	301,900	3.2	2.5	2.3	47.6	47.8	45.0	35.1	54.4	46.8	93.9	95.3	87.1
Individual accommodation (private)	5,559,900	7,578,400	8,949,200	58.4	63.2	67.0	47.5	47.9	47.5	45.8	49.0	48.2	88.3	87.3	87.8
Reception/transit camp	33,900	111,700	197,600	0.4	0.9	1.5	50.5	51.5	51.3	59.3	51.0	54.3	2.8	15.1	10.7
Sub-total	9,518,200	11,992,100	13,358,200	100.0	100.0	100.0	48.6	49.3	49.2	49.8	50.8	52.2	56.1	61.2	60.0
Unknown	2,181,100	2,393,200	2,763,200												
<b>Grand Total</b>	<b>11,699,300</b>	<b>14,385,300</b>	<b>16,121,400</b>												

<sup>a</sup> Percentages are based on data available for 9.0 million refugees. Calculation excludes accommodation types which are unknown.

<sup>b</sup> Percentages are based on data available for 12.2 million refugees. Calculation excludes accommodation types which are unknown.

<sup>c</sup> Percentages are based on data available for 12.3 million refugees. Calculation excludes accommodation types which are unknown.

## IX. WHO ARE INCLUDED IN THE STATISTICS?

**REFUGEES** include individuals recognized under the 1951 Convention relating to the Status of Refugees, its 1967 Protocol, the 1969 Organization of African Unity (OAU) Convention Governing the Specific Aspects of Refugee Problems in Africa, those recognized in accordance with the UNHCR Statute, individuals granted complementary forms of protection,<sup>48</sup> and those enjoying temporary protection.<sup>49</sup> The refugee population also includes people in refugee-like situations.<sup>50</sup>

**ASYLUM-SEEKERS (WITH 'PENDING CASES')** are individuals who have sought international protection and whose claims for refugee status have not yet been determined. Those covered in this report refer to claimants whose individual applications were pending at the end of 2015, irrespective of when those claims may have been lodged.

**INTERNALLY DISPLACED PERSONS** are people or groups of people who have been forced to leave their homes or places of habitual residence, in particular as a result of or in order to avoid the effects of armed conflict, situations of generalized violence, violations of human rights, or natural or man-made disasters, and who have not crossed an international border.<sup>51</sup> For the purposes of UNHCR's statistics, this population includes only conflict-generated IDPs to whom the Office extends protection and/or assistance. The IDP population also includes people in an IDP-like situation.<sup>52</sup>

**RETURNED REFUGEES (RETURNEES)** are former refugees who have returned to their country of origin, either spontaneously or in an organized fashion, but are yet to be fully integrated. Such returns would normally take place only under conditions of safety and dignity. For the purposes of this report, only refugees who returned between January and December 2015 are included, though in practice operations may assist returnees for longer periods.

**RETURNED IDPS** refers to those IDPs who were beneficiaries of UNHCR's protection and assistance activities, and who returned to their area of origin or habitual residence between January and December 2015. In practice, however, operations may assist IDP returnees for longer periods.

**PERSONS UNDER UNHCR'S STATELESSNESS MANDATE** are defined under international law as those not considered as nationals by any State under the operation of its law. In other words, they do not possess the nationality of any State. UNHCR statistics refer to people who fall under the agency's statelessness mandate as those who are stateless according to this international definition, but data from some countries may also include people with undetermined nationality. UNHCR has been given a global mandate by the United Nations General Assembly to contribute to the prevention and reduction of statelessness and the protection of stateless persons. The agency also performs a specific function, under Article 11 of the 1961 Convention on the Reduction of Statelessness, in receiving claims from people who may benefit from the statelessness safeguards contained in that Convention and in assisting them and the States concerned to resolve these claims.

**OTHER GROUPS OR PERSONS OF CONCERN** refers to individuals who do not necessarily fall directly into any of these groups but to whom UNHCR has extended its protection and/or assistance services, based on humanitarian or other special grounds.

<sup>48</sup> 'Complementary protection' refers to protection provided under national, regional, or international law to persons who do not qualify for protection under refugee law instruments but are in need of international protection because they are at risk of serious harm.

<sup>49</sup> 'Temporary protection' refers to arrangements developed to offer protection of a temporary nature, either until the situation in the country of origin improves and allows for a safe and dignified return or until individual refugee or complementary protection status determination can be carried out.

<sup>50</sup> This term is descriptive in nature. It includes groups of persons who are outside their country or territory of origin and who face protection risks similar to refugees but for whom refugee status has, for practical or other reasons, not been ascertained.

<sup>51</sup> See United Nations Commission on Human Rights, Report of the Representative of the Secretary-General, Mr. Francis M. Deng, submitted pursuant to Commission resolution 1997/39: Addendum: Guiding Principles on Internal Displacement, 11 February 1998.

<sup>52</sup> This term is descriptive in nature. It includes groups of persons who are inside their country of nationality or habitual residence and who face protection risks similar to IDPs but who, for practical or other reasons, could not be reported as such.

## ANNEX

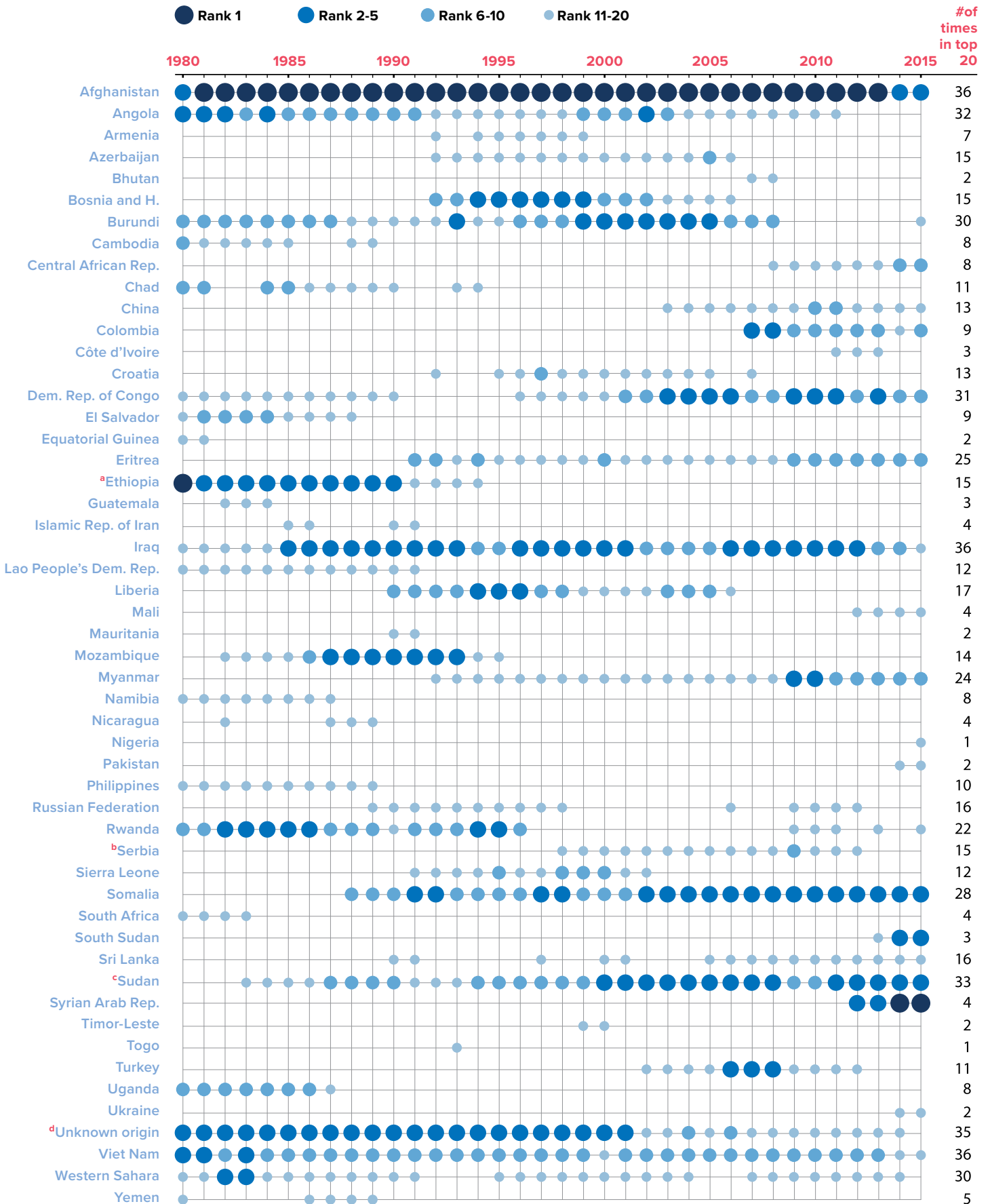


Annex tables 3 through 29 can be downloaded from the UNHCR website at:

<http://www.unhcr.org/globaltrends/2015-GlobalTrends-annex-tables.zip>

### Historical review of the 51 major source countries of refugees

This matrix depicts the annual ranking of countries of origin of refugees since 1980. Countries are listed if they featured among the top-20 at least once. Individual rankings are the result of population movements, demographic and legal changes, data revisions and re-classification of individual population groups. Palestinian refugees under UNHCR's mandate are excluded as a result of incomplete data.



<sup>a</sup> Ethiopia: includes Eritrea until its independence in the absence of separate statistics available for both countries.  
<sup>b</sup> Serbia and Kosovo: S/RES/1244 (1999). Includes Montenegro until its independence in the absence of separate statistics available for both countries.  
<sup>c</sup> Sudan: includes South Sudan until its independence in the absence of separate statistics available for both countries.  
<sup>d</sup> Unknown origin: Refers to refugees whose country of origin is unknown. Data availability has improved significantly over the years.



Country/ territory of asylum <sup>1</sup>	REFUGEES					Returned refugees <sup>5</sup>	IDPs protected/ assisted by UNHCR, incl. people in IDP-like situations <sup>6</sup>	Returned IDPs <sup>7</sup>	Persons under UNHCR's statelessness mandate <sup>8</sup>	Others of concern to UNHCR <sup>9</sup>	Total population of concern
	Refugees <sup>2</sup>	People in refugee-like situations <sup>3</sup>	Total refugees and people in refugee- like situations	Of whom assisted by UNHCR	Asylum- seekers (pending cases) <sup>4</sup>						
Afghanistan	237,069	20,485	257,554	257,554	82	61,379	1,174,306	123,653	-	150,317	1,767,291
Albania	104	-	104	104	830	-	-	-	7,442	-	8,376
Algeria <sup>10</sup>	94,182	-	94,182	90,177	6,593	-	-	-	-	-	100,775
Angola	15,555	-	15,555	268	30,143	4,639	-	-	-	-	50,337
Anguilla	1	-	1	1	-	-	-	-	-	-	1
Antigua and Barbuda	15	-	15	15	-	-	-	-	-	-	15
Argentina	3,207	-	3,207	165	1,077	-	-	-	-	-	4,284
Armenia	3,319	16,000	19,319	7,506	66	-	-	-	311	-	19,696
Aruba	2	-	2	2	-	-	-	-	-	-	2
Australia <sup>11</sup>	36,917	-	36,917	-	20,677	-	-	-	-	-	57,594
Austria	72,216	-	72,216	-	80,075	-	-	-	828	-	153,119
Azerbaijan	1,278	-	1,278	1,278	220	-	618,220	-	3,585	-	623,303
Bahamas	8	-	8	8	21	-	-	-	-	86	115
Bahrain	247	-	247	247	113	-	-	-	-	-	360
Bangladesh <sup>12</sup>	31,958	200,000	231,958	31,958	-	-	-	-	-	-	231,958
Barbados	-	-	-	-	-	-	-	-	-	-	-
Belarus	1,809	-	1,809	751	279	-	-	-	5,635	-	7,723
Belgium	35,314	-	35,314	-	36,009	-	-	-	5,776	-	77,099
Belize	35	-	35	35	720	-	-	-	-	57	812
Benin	530	-	530	530	178	-	-	-	-	-	708
Bolivia (Plurinational State of)	775	-	775	154	-	-	-	-	-	-	775
Bonaire, Saint Eustatius and Saba	-	-	-	-	-	-	-	-	-	-	-
Bosnia and Herzegovina	6,798	-	6,798	6,798	23	22	98,324	-	58	52,437	157,662
Botswana	2,130	-	2,130	2,130	135	-	-	-	-	-	2,265
Brazil	8,707	-	8,707	1,753	20,815	-	-	-	4	6,264	35,790
British Virgin Islands	-	-	-	-	-	-	-	-	-	-	-
Brunei Darussalam	-	-	-	-	-	-	-	-	20,524	-	20,524
Bulgaria	16,557	-	16,557	16,557	9,499	-	-	-	67	-	26,123
Burkina Faso	34,017	-	34,017	34,017	143	-	-	-	-	-	34,160
Burundi	53,363	-	53,363	53,363	2,931	14	25,000	1,144	1,302	645	84,399
Cabo Verde	-	-	-	-	-	-	-	-	115	-	115
Cambodia	76	-	76	71	27	1	-	-	-	197	301
Cameroon	327,121	15,852	342,973	342,973	5,373	-	92,657	18,636	-	11	459,650
Canada	135,888	-	135,888	-	19,642	-	-	-	-	-	155,530
Cayman Islands	12	-	12	6	4	-	-	-	-	-	16
Central African Rep.	7,330	-	7,330	6,591	334	21,632	216,392	258,276	-	-	503,964
Chad	369,540	-	369,540	369,540	2,898	41	51,999	-	-	50,000	474,478
Chile	1,849	-	1,849	93	1,064	-	-	-	-	-	2,913
China <sup>13</sup>	301,052	-	301,052	157	677	1	-	-	-	1	301,731
China, Hong Kong SAR	133	-	133	133	2,315	-	-	-	1	-	2,449
China, Macao SAR	-	-	-	-	7	-	-	-	-	-	7
Colombia	226	-	226	51	115	1,792	6,939,067	-	12	-	6,941,212
Comoros	-	-	-	-	-	-	-	-	-	-	-
Congo, Republic of	44,955	-	44,955	44,955	4,342	1	-	-	-	2,854	52,152
Costa Rica	3,616	-	3,616	3,616	3,283	-	-	-	1,806	-	8,705
Côte d'Ivoire	1,980	-	1,980	1,980	649	1,226	308,272	399	700,000	57	1,023,579
Croatia	308	214	522	522	53	113	-	-	2,873	14,070	17,631
Cuba	303	-	303	186	25	-	-	-	-	-	328
Curaçao	48	-	48	48	30	-	-	-	-	-	78
Cyprus <sup>14</sup>	7,067	-	7,067	477	2,252	-	-	-	-	6,000	15,319
Czech Rep.	3,644	-	3,644	-	659	-	-	-	1,502	-	5,805
Dem. Rep. of the Congo <sup>15</sup>	383,095	-	383,095	275,043	983	8,536	1,555,112	736,837	-	14,474	2,699,037
Denmark	27,326	-	27,326	-	2,948	-	-	-	6,580	-	36,854
Djibouti	19,365	-	19,365	19,365	2,641	-	-	-	-	-	22,006
Dominica	-	-	-	-	-	-	-	-	-	-	-
Dominican Rep. <sup>16</sup>	615	-	615	615	758	-	-	-	133,770	-	135,143
Ecuador <sup>17</sup>	53,191	68,344	121,535	-	11,583	-	-	-	-	-	133,118
Egypt	212,500	-	212,500	142,500	38,171	4	-	-	22	-	250,697
El Salvador	48	-	48	31	1	-	-	-	-	10,100	10,149

.../...

**ANNEX TABLE 1** Refugees, asylum-seekers, internally displaced persons (IDPs), returnees (refugees and IDPs), stateless persons, and others of concern to UNHCR by country/territory of asylum | end-2015  
(ctnd)

Country/ territory of asylum <sup>1</sup>	REFUGEES					Returned refugees <sup>5</sup>	IDPs protected/ assisted by UNHCR, incl. people in IDP-like situations <sup>6</sup>	Returned IDPs <sup>7</sup>	Persons under UNHCR's statelessness mandate <sup>8</sup>	Others of concern to UNHCR <sup>9</sup>	Total population of concern
	Refugees <sup>2</sup>	People in refugee-like situations <sup>3</sup>	Total refugees and people in refugee- like situations	Of whom assisted by UNHCR	Asylum- seekers (pending cases) <sup>4</sup>						
Equatorial Guinea	-	-	-	-	-	-	-	-	-	-	-
Eritrea	2,549	-	2,549	2,549	1	1	-	-	-	6	2,557
Estonia <sup>18</sup>	168	-	168	-	86	-	-	-	85,301	-	85,555
Ethiopia	736,086	-	736,086	736,086	2,131	5	-	-	-	934	739,156
Fiji	12	-	12	12	8	-	-	-	-	-	20
Finland	12,703	-	12,703	-	24,366	-	-	-	2,427	-	39,496
France	273,126	-	273,126	-	63,057	-	-	-	1,326	-	337,509
Gabon	943	-	943	943	1,941	-	-	-	-	-	2,884
Gambia	7,854	-	7,854	7,854	-	-	-	-	-	-	7,854
Georgia	1,300	679	1,979	1,979	733	-	268,416	-	627	-	271,755
Germany	316,115	-	316,115	-	420,625	-	-	-	12,569	-	749,309
Ghana	17,406	-	17,406	17,406	1,859	-	-	-	-	-	19,265
Greece	18,489	11,750	30,239	-	26,141	-	-	-	198	-	56,578
Grenada	1	-	1	1	-	-	-	-	-	-	1
Guatemala	226	-	226	100	125	-	-	-	-	3,500	3,851
Guinea	8,839	-	8,839	8,839	198	-	-	-	-	-	9,037
Guinea-Bissau <sup>19</sup>	8,684	-	8,684	8,684	123	-	-	-	-	-	8,807
Guyana	11	-	11	11	1	-	-	-	-	-	12
Haiti <sup>20</sup>	3	-	3	2	11	-	-	-	977	-	991
Honduras	30	-	30	19	9	-	174,000	-	-	5,100	179,139
Hungary	4,393	-	4,393	258	36,693	-	-	-	132	-	41,218
Iceland	179	-	179	-	161	-	-	-	131	-	471
India	201,381	-	201,381	27,078	6,480	-	-	-	-	-	207,861
Indonesia	5,957	-	5,957	5,957	7,591	-	-	-	-	-	13,548
Iran (Islamic Rep. of)	979,437	-	979,437	979,437	42	12	-	-	-	-	979,491
Iraq <sup>21</sup>	277,701	-	277,701	277,701	7,420	5,921	4,403,287	1,747	50,000	29	4,746,105
Ireland	6,125	-	6,125	-	5,055	-	-	-	99	-	11,279
Israel	361	38,139	38,500	-	6,591	-	-	-	15	-	45,106
Italy	118,047	-	118,047	-	60,156	-	-	-	747	-	178,950
Jamaica	12	-	12	12	5	-	-	-	-	-	17
Japan <sup>22</sup>	2,474	-	2,474	369	13,831	-	-	-	603	-	16,908
Jordan <sup>23</sup>	664,118	-	664,118	664,118	24,935	-	-	-	-	-	689,053
Kazakhstan	708	-	708	708	97	-	-	-	7,909	-	8,714
Kenya	553,912	-	553,912	553,912	39,969	1,231	-	-	20,000	-	615,112
Kuwait	741	-	741	741	900	-	-	-	93,000	-	94,641
Kyrgyzstan	354	-	354	354	158	-	-	-	9,118	-	9,630
Lao People's Dem. Rep.	-	-	-	-	-	-	-	-	-	-	-
Latvia <sup>24</sup>	208	-	208	-	179	-	-	-	252,195	-	252,582
Lebanon	1,070,854	-	1,070,854	1,070,854	12,139	-	-	-	-	5,238	1,088,231
Lesotho	31	-	31	-	4	-	-	-	-	-	35
Liberia	36,505	-	36,505	36,505	15	58	-	-	1	1,479	38,058
Libya	9,305	-	9,305	9,305	27,479	-	434,869	-	-	-	471,653
Liechtenstein	150	-	150	23	97	-	-	-	-	-	247
Lithuania	1,093	-	1,093	-	82	-	-	-	3,466	-	4,641
Luxembourg	1,332	-	1,332	-	2,395	-	-	-	82	-	3,809
Madagascar	10	-	10	10	12	-	-	-	-	-	22
Malawi	9,019	-	9,019	9,019	14,470	-	-	-	-	-	23,489
Malaysia	94,030	136	94,166	94,166	60,415	-	-	-	11,689	80,000	246,270
Mali	15,917	-	15,917	15,917	340	4,088	61,920	53,551	-	-	135,816
Malta	7,075	-	7,075	1,547	590	-	-	-	-	-	7,665
Mauritania	51,394	26,000	77,394	51,394	497	-	-	-	-	-	77,891
Mauritius	-	-	-	-	-	-	-	-	-	-	-
Mexico	2,923	-	2,923	1,021	1,350	-	-	-	13	-	4,286
Micronesia (Federated States of)	3	-	3	3	11	-	-	-	-	-	14
Monaco	32	-	32	-	-	-	-	-	-	-	32
Mongolia	9	-	9	9	6	-	-	-	-	-	15
Montenegro	1,771	-	1,771	1,671	20	-	-	-	3,262	10,822	15,875
Montserrat	-	-	-	-	-	-	-	-	-	-	-
Morocco	3,908	-	3,908	3,908	1,565	-	-	-	-	-	5,473
Mozambique	5,622	-	5,622	3,247	14,825	-	-	-	-	-	20,447
Myanmar <sup>25</sup>	-	-	-	-	1	2	451,089	25,265	938,000	-	1,414,357
Namibia	1,737	-	1,737	1,547	1,112	21	-	-	-	1,706	4,576

.../...

ANNEX TABLE 1

**Refugees, asylum-seekers, internally displaced persons (IDPs), returnees (refugees and IDPs), stateless persons, and others of concern to UNHCR by country/territory of asylum | end-2015**

(ctnd)

Country/ territory of asylum <sup>1</sup>	REFUGEES					Returned refugees <sup>5</sup>	IDPs protected/ assisted by UNHCR, incl. people in IDP-like situations <sup>6</sup>	Returned IDPs <sup>7</sup>	Persons under UNHCR's statelessness mandate <sup>8</sup>	Others of concern to UNHCR <sup>9</sup>	Total population of concern
	Refugees <sup>2</sup>	People in refugee-like situations <sup>3</sup>	Total refugees and people in refugee- like situations	Of whom assisted by UNHCR	Asylum- seekers (pending cases) <sup>4</sup>						
Nauru	506	-	506	-	302	-	-	-	-	-	808
Nepal <sup>26</sup>	32,667	-	32,667	17,133	17	-	-	-	-	384	33,068
Netherlands	88,536	-	88,536	-	28,051	-	-	-	1,951	-	118,538
New Zealand	1,337	-	1,337	-	159	-	-	-	-	-	1,496
Nicaragua	330	-	330	259	131	2	-	-	1	1	465
Niger	124,721	-	124,721	124,721	106	-	137,337	-	-	70,000	332,164
Nigeria	1,395	-	1,395	1,395	386	-	2,172,532	-	-	-	2,174,313
Norway	50,389	-	50,389	-	25,316	-	-	-	2,561	-	78,266
Oman	245	-	245	245	190	-	-	-	-	-	435
Pakistan	1,561,162	-	1,561,162	1,561,162	6,442	3	1,146,108	676,638	-	-	3,390,353
Palau	-	-	-	-	-	-	-	-	-	-	-
Panama	2,322	15,000	17,322	331	2,934	-	-	-	2	-	20,258
Papua New Guinea <sup>27</sup>	4,929	4,581	9,510	-	445	-	-	-	-	-	9,955
Paraguay	172	-	172	45	37	-	-	-	-	-	209
Peru	1,488	-	1,488	106	379	-	-	-	-	-	1,867
Philippines	269	-	269	20	210	-	63,174	254,848	7,138	68	325,707
Poland	14,065	-	14,065	-	3,303	-	-	-	10,825	-	28,193
Portugal <sup>28</sup>	699	-	699	-	641	-	-	-	14	-	1,354
Qatar	120	-	120	120	118	-	-	-	1,200	-	1,438
Rep. of Korea	1,463	-	1,463	223	5,442	-	-	-	197	-	7,102
Rep. of Moldova	446	-	446	446	110	-	-	-	5,014	-	5,570
Romania	2,598	-	2,598	314	432	-	-	-	240	-	3,270
Russian Federation <sup>29</sup>	314,506	-	314,506	7,070	2,088	4	-	-	101,813	-	418,411
Rwanda	144,737	-	144,737	144,737	414	5,054	-	-	-	968	151,173
Saint Kitts and Nevis	-	-	-	-	-	-	-	-	-	-	-
Saint Lucia	1	-	1	1	1	-	-	-	-	-	2
Saint Vincent and the Grenadines	-	-	-	-	-	-	-	-	-	-	-
Samoa	-	-	-	-	3	-	-	-	-	-	3
Sao Tome and Principe	-	-	-	-	-	-	-	-	-	-	-
Saudi Arabia	118	7	125	125	32	-	-	-	70,000	-	70,157
Senegal	14,392	-	14,392	14,392	3,119	-	-	-	-	-	17,511
Serbia and Kosovo: S/RES/1244 (1999)	35,332	-	35,332	7,383	116	328	220,002	545	2,700	-	259,023
Sierra Leone	760	-	760	604	17	-	-	-	-	-	777
Singapore	-	-	-	-	-	-	-	-	-	1	1
Sint Maarten (Dutch part)	3	-	3	3	8	-	-	-	-	-	11
Slovakia	820	-	820	-	173	-	-	-	1,523	85	2,601
Slovenia	292	-	292	-	103	-	-	-	4	-	399
Solomon Islands	3	-	3	3	-	-	-	-	-	-	3
Somalia	8,081	-	8,081	8,081	10,120	32,344	1,133,000	5,000	-	86	1,188,631
South Africa <sup>30</sup>	121,645	-	121,645	12,164	1,096,063	-	-	-	-	-	1,217,708
South Sudan <sup>31</sup>	263,016	-	263,016	263,016	839	159	1,790,427	-	-	-	2,054,441
Spain <sup>32</sup>	5,798	-	5,798	-	11,020	-	-	-	440	-	17,258
Sri Lanka <sup>33</sup>	784	-	784	784	608	852	44,934	8,112	-	-	55,290
State of Palestine	-	-	-	-	-	12	-	-	-	-	12
Sudan	309,639	-	309,639	309,639	12,581	39,494	3,218,234	152,663	-	3,355	3,735,966
Suriname	1	-	1	1	4	-	-	-	-	-	5
Swaziland	696	-	696	185	268	7	-	-	-	3	974
Sweden	169,520	-	169,520	-	157,046	-	-	-	31,062	-	357,628
Switzerland	73,336	-	73,336	-	32,701	-	-	-	69	-	106,106
Syrian Arab Rep. <sup>34</sup>	21,113	-	21,113	21,113	5,251	189	6,563,462	-	160,000	3,554	6,753,569
Tajikistan	1,969	-	1,969	885	288	-	-	-	19,469	53	21,779
Thailand <sup>35</sup>	55,145	53,116	108,261	108,261	8,271	-	-	-	443,862	438	560,832
The former Yugoslav Republic of Macedonia	530	171	701	701	17	-	-	-	667	-	1,385
Timor-Leste	-	-	-	-	-	-	-	-	-	6	6
Togo	21,953	-	21,953	13,451	752	7	-	-	-	-	22,712
Tonga	-	-	-	-	-	-	-	-	-	-	-
Trinidad and Tobago	114	-	114	114	82	-	-	-	-	5	201

.../...

**ANNEX TABLE 1** Refugees, asylum-seekers, internally displaced persons (IDPs), returnees (refugees and IDPs), stateless persons, and others of concern to UNHCR by country/territory of asylum | end-2015  
(ctnd)

Country/ territory of asylum <sup>1</sup>	REFUGEES					Returned refugees <sup>5</sup>	IDPs protected/ assisted by UNHCR, incl. people in IDP-like situations <sup>6</sup>	Returned IDPs <sup>7</sup>	Persons under UNHCR's statelessness mandate <sup>8</sup>	Others of concern to UNHCR <sup>9</sup>	Total population of concern
	Refugees <sup>2</sup>	People in refugee-like situations <sup>3</sup>	Total refugees and people in refugee- like situations	Of whom assisted by UNHCR	Asylum- seekers (pending cases) <sup>4</sup>						
Tunisia	665	-	665	665	90	-	-	-	-	2	757
Turkey <sup>36</sup>	2,541,352	-	2,541,352	2,499,593	212,408	-	-	-	780	-	2,754,540
Turkmenistan	26	-	26	26	-	-	-	-	7,125	-	7,151
Turks and Caicos Islands	4	-	4	4	-	-	-	-	-	-	4
Uganda	477,187	-	477,187	477,187	35,779	1,192	-	-	-	180,000	694,158
Ukraine <sup>37</sup>	3,273	-	3,273	574	6,502	1	1,600,000	-	35,228	-	1,645,004
United Arab Emirates	663	-	663	663	421	-	-	-	-	-	1,084
United Kingdom	123,067	-	123,067	-	45,870	-	-	-	41	-	168,978
United Rep. of Tanzania	211,845	-	211,845	189,618	2,150	-	-	-	-	168,625	382,620
United States of America <sup>38</sup>	273,202	-	273,202	-	286,168	-	-	-	-	-	559,370
Uruguay	301	-	301	106	79	-	-	-	-	-	380
Uzbekistan <sup>39</sup>	107	-	107	107	-	-	-	-	86,703	-	86,810
Vanuatu	-	-	-	-	1	-	-	-	-	-	1
Venezuela (Bolivarian Republic of)	6,694	167,060	173,754	34,578	235	-	-	-	-	-	173,989
Viet Nam	-	-	-	-	-	-	-	-	11,000	-	11,000
Yemen	267,173	-	267,173	117,441	9,866	-	2,532,032	-	-	17	2,809,088
Zambia	26,447	-	26,447	26,447	2,411	-	-	-	-	23,321	52,179
Zimbabwe <sup>40</sup>	6,950	-	6,950	6,950	259	31	-	-	300,000	3,384	310,624
<b>Total</b>	<b>15,483,893</b>	<b>637,534</b>	<b>16,121,427</b>	<b>12,282,792</b>	<b>3,219,941</b>	<b>201,415</b>	<b>37,494,172</b>	<b>2,317,314</b>	<b>3,687,729</b>	<b>870,740</b>	<b>63,912,738</b>

UNHCR-Bureaux											
- Central Africa- Great Lakes	1,173,389	15,852	1,189,241	1,058,223	18,468	35,237	1,889,161	1,014,893	1,302	187,577	4,335,879
- East and Horn of Africa	2,739,375	-	2,739,375	2,739,375	106,959	74,467	6,193,660	157,663	20,000	234,381	9,526,505
- Southern Africa	189,842	-	189,842	61,967	1,159,702	4,698	-	-	300,000	28,414	1,682,656
- Western Africa	294,953	-	294,953	286,295	7,885	16,375	2,680,061	53,950	700,116	71,536	3,824,876
<b>Total Africa</b>	<b>4,397,559</b>	<b>15,852</b>	<b>4,413,411</b>	<b>4,145,860</b>	<b>1,293,014</b>	<b>130,777</b>	<b>10,762,882</b>	<b>1,226,506</b>	<b>1,021,418</b>	<b>521,908</b>	<b>19,369,916</b>
Asia and Pacific	3,551,937	278,318	3,830,255	3,086,570	134,613	62,250	2,879,611	1,088,516	1,563,338	231,465	9,790,048
Middle East and North Africa	2,675,408	64,146	2,739,554	2,451,317	142,371	6,126	13,933,650	1,747	374,237	8,840	17,206,525
Europe	4,362,605	28,814	4,391,419	2,555,552	1,299,246	468	2,804,962	545	592,151	83,414	9,172,205
Americas	496,384	250,404	746,788	43,493	350,697	1,794	7,113,067	-	136,585	25,113	8,374,044
<b>Total</b>	<b>15,483,893</b>	<b>637,534</b>	<b>16,121,427</b>	<b>12,282,792</b>	<b>3,219,941</b>	<b>201,415</b>	<b>37,494,172</b>	<b>2,317,314</b>	<b>3,687,729</b>	<b>870,740</b>	<b>63,912,738</b>

UN major regions											
Africa	4,769,513	41,852	4,811,365	4,443,809	1,367,409	130,781	11,197,751	1,226,506	1,021,440	521,910	20,277,162
Asia	8,366,000	328,562	8,694,562	7,750,753	396,662	68,372	17,265,028	1,090,263	1,942,856	246,303	29,704,046
Europe	1,808,289	12,135	1,820,424	44,719	1,083,567	468	1,918,326	545	586,848	77,414	5,487,592
Latin America and the Caribbean	87,294	250,404	337,698	43,493	44,887	1,794	7,113,067	-	136,585	25,113	7,659,144
Northern America	409,090	-	409,090	-	305,810	-	-	-	-	-	714,900
Oceania	43,707	4,581	48,288	18	21,606	-	-	-	-	-	69,894
<b>Total</b>	<b>15,483,893</b>	<b>637,534</b>	<b>16,121,427</b>	<b>12,282,792</b>	<b>3,219,941</b>	<b>201,415</b>	<b>37,494,172</b>	<b>2,317,314</b>	<b>3,687,729</b>	<b>870,740</b>	<b>63,912,738</b>

## Notes

The data are generally provided by Governments, based on their own definitions and methods of data collection.

A dash ("-") indicates that the value is zero, not available or not applicable. All data are provisional and subject to change.

- 1 Country or territory of asylum or residence.
- 2 Persons recognized as refugees under the 1951 UN Convention/1967 Protocol, the 1969 OAU Convention, in accordance with the UNHCR Statute, persons granted a complementary form of protection and those granted temporary protection. In the absence of Government figures, UNHCR has estimated the refugee population in many industrialized countries based on 10 years of individual asylum-seeker recognition.
- 3 This category is descriptive in nature and includes groups of persons who are outside their country or territory of origin and who face protection risks similar to those of refugees, but for whom refugee status has, for practical or other reasons, not been ascertained.
- 4 Persons whose application for asylum or refugee status is pending at any stage in the asylum procedure.
- 5 Refugees who have returned to their place of origin during 2015. Source: country of origin and asylum.
- 6 Persons who are displaced within their country and to whom UNHCR extends protection and/or assistance. It also includes people in IDP-like situations. This category is descriptive in nature and includes groups of persons who are inside their country of nationality or habitual residence and who face protection risks similar to those of IDPs but who, for practical or other reasons, could not be reported as such.
- 7 IDPs protected/assisted by UNHCR who have returned to their place of origin during 2015.
- 8 Refers to persons who are not considered as nationals by any State under the operation of its law. This category refers to persons who fall under the agency's statelessness mandate because they are stateless according to this international definition, but data from some countries may also include persons with undetermined nationality. See Annex Table 7 at <http://www.unhcr.org/statistics/15-WRD-table-7.xls> for detailed notes.
- 9 Refers to individuals who do not necessarily fall directly into any of the other groups but to whom UNHCR may extend its protection and/or assistance services. These activities might be based on humanitarian or other special grounds.
- 10 According to the Government of Algeria, there are an estimated 165,000 Sahrawi refugees in the Tindouf camps.
- 11 Australia's figures for asylum-seekers are based on the number of applications lodged for protection visas.
- 12 The refugee population includes 200,000 persons originating from Myanmar in a refugee-like situation. The Government of Bangladesh estimates the population to be between 300,000 and 500,000.
- 13 The 300,000 Vietnamese refugees are well integrated and in practice receive protection from the Government of China.
- 14 UNHCR's assistance activities for IDPs in Cyprus ended in 1999. Visit the website of the Internal Displacement Monitoring Centre (IDMC) for further information.
- 15 The number of Rwandan refugees in the Democratic Republic of the Congo is subject to change based on an ongoing registration exercise. The figure 245,000 was provided by the Government of Democratic Republic of the Congo.
- 16 This revised estimate of 133,770 stateless persons includes only individuals born in the country to parents who were both born abroad. It does not include individuals born in the country to one foreign-born and one Dominican-born parent, as per the previously reported figure of 210,000. This estimate does not include subsequent generations of individuals of foreign descent, as there is no reliable population data available on groups other than first-generation individuals. As such, this estimate does not include all persons without nationality in the country. It will be adjusted as official data becomes available on the number of individuals who have found an effective nationality solution.
- 17 All figures relate to the end of 2014 except refugees.
- 18 Almost all people recorded as being stateless have permanent residence and enjoy more rights than foreseen in the 1954 Convention relating to the Status of Stateless Persons.
- 19 Refugee figure relates to the end of 2014.
- 20 Figure of stateless persons refers to individuals without a nationality who were born in the Dominican Republic prior to January 2010 and who were identified by UNHCR in Haiti during the reporting period.
- 21 Pending a more accurate study into stateless in Iraq, the estimate of stateless persons in Iraq has been adjusted to reflect the reduction of statelessness in line with Law 26 of 2006, which allows stateless persons to apply for nationality in certain circumstances.
- 22 Figures are UNHCR estimates.
- 23 Includes 33,200 Iraqi refugees registered with UNHCR in Jordan. The Government estimated the number of Iraqis at 400,000 individuals at the end of March 2015. This includes refugees and other categories of Iraqis.
- 24 This figure includes persons covered by two separate Laws. 178 fall under the Republic of Latvia's Law on Stateless Persons on 17 February 2004, which replaced the Law on the Status of Stateless Persons in the Republic of Latvia of 18 February 1999, and which determines the legal status of persons who are not considered as citizens by the legislation of any State and whose status is not determined by the 25th April 1995 Law (quoted below). 252,017 of the persons reported in this table fall under the Republic of Latvia's 25 April 1995 Law on the Status of Those Former USSR Citizens who are not Citizens of Latvia or of Any Other State, and are granted a transitional legal status to permanently residing persons (non-citizens) which entitles them to a set of rights and obligations generally beyond the minimum rights prescribed by the 1954 Convention relating to the Status of Stateless Persons. The non-citizens enjoy the right to reside in Latvia ex lege and the right to acquire citizenship through registration and/or naturalisation (depending on age). A number of measures have been taken by the Latvian Government to facilitate their acquisition of citizenship; nonetheless, some non-citizens have chosen not to pursue naturalization. Some may have acquired a nationality other than Latvian nationality; however in the absence of reliable data in this regard, UNHCR includes in its statistical reporting the full number of non-citizens reported by Latvia.
- 25 Figure of Stateless persons was estimated from the 2014 census. It does not include an estimated 151,921 stateless IDPs, persons in an IDP-like situation who are also of concern under the statelessness mandate because they are already included within the figures on IDPs. In Rakhine State it is estimated to be approximately one million.
- 26 Various studies estimate that a large number of individuals lack citizenship certificates in Nepal. While these individuals are not all necessarily stateless, UNHCR has been working closely with the Government of Nepal and partners to address this situation.
- 27 Refugee figure relates to the end of 2014.
- 28 All figures relate to the end of 2014.
- 29 Figure of Stateless persons refers to the census figure from 2010 adjusted to reflect the number of stateless persons who acquired nationality in 2011-2015. The figure includes 12,881 stateless persons holding a temporary or a permanent residence permit.
- 30 An adjustment to 2014 end of year figures in particular for the number of asylum applications pending on appeal and review has resulted in a substantially higher figure for numbers of asylum seekers reported in South Africa for 2015. It should be noted that the current legal framework in South Africa does not enable the withdrawal (whether explicit or implicit) of asylum applications lodged.
- 31 IDP figure in South Sudan includes 105,000 people who are in an IDP-like situation.
- 32 Refugee figure relates to the end of 2014.
- 33 The statistics of the remaining IDPs at the end of the year, while provided by the Government authorities at the district level, are being reviewed by the central authorities. Once this review has been concluded, the statistics will be changed accordingly.
- 34 Refugee figure for Iraqis and Stateless persons in the Syrian Arab Republic was a Government estimate. UNHCR has registered and is assisting 18,300 Iraqis at the end of 2015.
- 35 Figure of Stateless persons is Updated from the Royal Thai Government. The decrease includes the grant of Thai nationality to over 18,000 stateless people in the last three years.
- 36 Refugee figure for Syrians in Turkey was a Government estimate.
- 37 IDP figure in Ukraine includes 800,000 people who are in an IDP-like situation.
- 38 The refugee figure for the United States of America is currently under review, which may lead to an adjustment in future reports.
- 39 Figure of stateless persons refers to those with permanent residence reported in 2010 by the Government. Information on other categories of stateless persons is not available.
- 40 Figure of stateless persons is an estimate and currently under review. Source: UNHCR/Governments.

**ANNEX TABLE 2** Refugees, asylum-seekers, internally displaced persons (IDPs), returnees (refugees and IDPs), stateless persons, and others of concern to UNHCR by origin | end-2015

Origin <sup>1</sup>	REFUGEES					Returned refugees <sup>5</sup>	IDPs protected/assisted by UNHCR, incl. people in IDP-like situations <sup>6</sup>	Returned IDPs <sup>7</sup>	Persons under UNHCR's statelessness mandate <sup>8</sup>	Others of concern to UNHCR <sup>9</sup>	Total population of concern
	Refugees <sup>2</sup>	People in refugee-like situations <sup>3</sup>	Total refugees and people in refugee-like situations	of whom: UNHCR-assisted	Asylum-seekers (pending cases) <sup>4</sup>						
Afghanistan	2,662,954	3,300	2,666,254	2,534,428	258,892	61,379	1,174,306	123,653	-	150,369	4,434,853
Albania	10,421	-	10,421	-	42,162	-	-	-	-	1	52,584
Algeria	3,490	-	3,490	75	7,623	-	-	-	-	12	11,125
Andorra	5	-	5	-	4	-	-	-	-	-	9
Angola	11,869	-	11,869	1,401	3,270	4,639	-	-	-	34,966	54,744
Anguilla	1	-	1	-	-	-	-	-	-	-	1
Antigua and Barbuda	56	-	56	-	12	-	-	-	-	-	68
Argentina	194	-	194	1	171	-	-	-	-	-	365
Armenia	11,218	-	11,218	73	8,502	-	-	-	-	14	19,734
Australia	20	-	20	-	5	-	-	-	-	-	25
Austria	4	-	4	-	4	-	-	-	-	-	8
Azerbaijan	9,712	-	9,712	1,551	5,230	-	618,220	-	-	-	633,162
Bahamas	215	-	215	-	82	-	-	-	-	-	297
Bahrain	421	-	421	19	89	-	-	-	-	1	511
Bangladesh	12,172	1	12,173	163	30,798	-	-	-	-	18	42,989
Barbados	99	-	99	-	25	-	-	-	-	-	124
Belarus	4,124	-	4,124	12	1,478	-	-	-	-	1	5,603
Belgium	65	-	65	-	35	-	-	-	-	1	101
Belize	51	-	51	-	98	-	-	-	-	57	206
Benin	412	-	412	5	1,164	-	-	-	-	7	1,583
Bermuda	-	-	-	-	-	-	-	-	-	-	-
Bhutan	17,720	-	17,720	16,617	227	-	-	-	-	-	17,947
Bolivia (Plurinational State of)	570	-	570	19	350	-	-	-	-	-	920
Bosnia and Herzegovina	18,748	21	18,769	2,455	7,023	22	98,324	-	-	52,438	176,576
Botswana	308	-	308	-	67	-	-	-	-	-	375
Brazil	895	-	895	2	2,158	-	-	-	-	-	3,053
British Virgin Islands	-	-	-	-	-	-	-	-	-	-	-
Brunei Darussalam	-	-	-	-	5	-	-	-	-	-	5
Bulgaria	1,269	-	1,269	2	207	-	-	-	-	1	1,477
Burkina Faso	2,148	-	2,148	26	2,705	-	-	-	-	1	4,854
Burundi	292,764	-	292,764	261,168	26,893	14	25,000	1,144	-	164,018	509,833
Cabo Verde	28	-	28	-	102	-	-	-	-	-	130
Cambodia	12,799	4	12,803	170	376	1	-	-	-	-	13,180
Cameroon	10,581	-	10,581	394	7,409	-	92,657	18,636	-	5	129,288
Canada	80	-	80	1	341	-	-	-	-	6	427
Cayman Islands	6	-	6	-	-	-	-	-	-	-	6
Central African Rep.	471,104	-	471,104	469,044	10,668	21,632	216,392	258,276	-	20,792	998,864
Chad	14,940	-	14,940	12,127	3,293	41	51,999	-	-	30,003	100,276
Chile	561	-	561	7	155	-	-	-	-	-	716
China	212,911	-	212,911	268	57,705	1	-	-	-	2	270,619
China, Hong Kong SAR	33	-	33	-	79	-	-	-	-	-	112
China, Macao SAR	5	-	5	-	24	-	-	-	-	-	29
Colombia	90,836	249,404	340,240	37,343	6,905	1,792	6,939,067	-	-	-	7,288,004
Comoros	569	-	569	2	233	-	-	-	-	-	802
Congo, Republic of	14,781	-	14,781	1,991	4,121	1	-	-	-	91	18,994
Cook Islands	1	-	1	-	-	-	-	-	-	-	1
Costa Rica	379	-	379	5	218	-	-	-	-	-	597
Côte d'Ivoire	71,105	-	71,105	58,716	13,788	1,226	308,272	399	-	44	405,830
Croatia <sup>10</sup>	33,451	-	33,451	11,842	90	113	-	-	-	14,070	47,724
Cuba	5,862	1,000	6,862	522	2,364	-	-	-	-	75	9,301
Curaçao	35	-	35	-	-	-	-	-	-	-	35
Cyprus <sup>11</sup>	4	-	4	-	7	-	-	-	-	-	11
Czech Rep.	1,285	-	1,285	-	128	-	-	-	-	-	1,413
Dem. People's Rep. of Korea	1,103	-	1,103	74	230	-	-	-	-	-	1,333
Dem. Rep. of the Congo	541,291	208	541,499	469,775	76,418	8,536	1,555,112	736,837	-	9,925	2,928,327
Denmark	9	-	9	-	10	-	-	-	-	1	20
Djibouti	1,069	-	1,069	84	549	-	-	-	-	-	1,618
Dominica	38	-	38	-	87	-	-	-	-	-	125
Dominican Rep.	382	-	382	5	1,710	-	-	-	-	-	2,092
Ecuador	1,010	-	1,010	20	10,419	-	-	-	-	-	11,429

.../...

**ANNEX TABLE 2** Refugees, asylum-seekers, internally displaced persons (IDPs), returnees (refugees and IDPs), stateless persons, and others of concern to UNHCR by origin | end-2015 (ctnd)

Origin <sup>1</sup>	REFUGEES					Returned refugees <sup>5</sup>	IDPs protected/assisted by UNHCR, incl. people in IDP-like situations <sup>6</sup>	Returned IDPs <sup>7</sup>	Persons under UNHCR's statelessness mandate <sup>8</sup>	Others of concern to UNHCR <sup>9</sup>	Total population of concern
	Refugees <sup>2</sup>	People in refugee-like situations <sup>3</sup>	Total refugees and people in refugee-like situations	of whom: UNHCR-assisted	Asylum-seekers (pending cases) <sup>4</sup>						
Egypt	17,930	-	17,930	292	12,168	4	-	-	-	78	30,180
El Salvador	14,778	-	14,778	998	31,454	-	-	-	-	10,100	56,332
Equatorial Guinea	172	-	172	9	90	-	-	-	-	-	262
Eritrea	379,766	31,576	411,342	263,139	63,446	1	-	-	-	235	475,024
Estonia	318	-	318	1	46	-	-	-	-	-	364
Ethiopia	85,834	-	85,834	42,766	77,924	5	-	-	-	224	163,987
Fiji	883	-	883	6	430	-	-	-	-	-	1,313
Finland	8	-	8	-	3	-	-	-	-	-	11
France	94	-	94	-	84	-	-	-	-	-	178
French Guiana	-	-	-	-	-	-	-	-	-	-	-
Gabon	177	-	177	3	239	-	-	-	-	-	416
Gambia	8,491	-	8,491	88	12,826	-	-	-	-	-	21,317
Georgia	6,498	-	6,498	401	9,282	-	268,416	-	-	-	284,196
Germany	161	-	161	1	93	-	-	-	-	2	256
Ghana	22,978	-	22,978	10,004	10,965	-	-	-	-	6	33,949
Gibraltar	2	-	2	-	-	-	-	-	-	-	2
Greece	112	-	112	-	69	-	-	-	-	-	181
Grenada	270	-	270	-	52	-	-	-	-	-	322
Guadeloupe	-	-	-	-	23	-	-	-	-	-	23
Guatemala	10,284	-	10,284	88	26,954	-	-	-	-	3,500	40,738
Guinea	17,005	-	17,005	205	17,886	-	-	-	-	-	34,891
Guinea-Bissau	1,471	-	1,471	22	1,940	-	-	-	-	-	3,411
Guyana	511	-	511	-	227	-	-	-	-	-	738
Haiti	34,774	-	34,774	675	9,272	-	-	-	-	6,264	50,310
Holy See (the)	-	-	-	-	-	-	-	-	-	-	-
Honduras	6,844	-	6,844	572	19,455	-	174,000	-	-	5,100	205,399
Hungary	1,443	-	1,443	2	706	-	-	-	-	3	2,152
Iceland	-	-	-	-	3	-	-	-	-	-	3
India	9,881	-	9,881	11	24,973	-	-	-	-	378	35,232
Indonesia	9,261	4,695	13,956	786	2,652	-	-	-	-	3	16,611
Iran (Islamic Rep. of)	84,949	-	84,949	14,703	57,084	12	-	-	-	9	142,054
Iraq <sup>12</sup>	261,107	3,000	264,107	126,809	237,166	5,921	4,403,287	1,747	-	3,599	4,915,827
Ireland	9	-	9	-	42	-	-	-	-	-	51
Israel	802	-	802	1	391	-	-	-	-	-	1,193
Italy	70	-	70	1	147	-	-	-	-	-	217
Jamaica	1,868	-	1,868	12	837	-	-	-	-	-	2,705
Japan	145	-	145	-	68	-	-	-	-	-	213
Jordan	1,841	-	1,841	118	1,851	-	-	-	-	92	3,784
Kazakhstan	2,267	-	2,267	17	1,569	-	-	-	-	-	3,836
Kenya	7,905	1	7,906	3,532	3,303	1,231	-	-	-	15	12,455
Kiribati	2	-	2	-	3	-	-	-	-	-	5
Kuwait	1,085	-	1,085	37	452	-	-	-	-	-	1,537
Kyrgyzstan	2,502	-	2,502	269	2,273	-	-	-	-	-	4,775
Lao People's Dem. Rep.	7,363	-	7,363	3	165	-	-	-	-	-	7,528
Latvia	193	-	193	7	84	-	-	-	-	-	277
Lebanon	4,369	-	4,369	117	6,005	-	-	-	-	-	10,374
Lesotho	17	-	17	-	1,095	-	-	-	-	-	1,112
Liberia	9,987	7	9,994	6,467	2,436	58	-	-	-	9	12,497
Libya	6,085	-	6,085	248	6,056	-	434,869	-	-	8	447,018
Liechtenstein	-	-	-	-	-	-	-	-	-	-	-
Lithuania	144	-	144	1	72	-	-	-	-	-	216
Luxembourg	2	-	2	-	-	-	-	-	-	-	2
Madagascar	286	-	286	2	173	-	-	-	-	5	464
Malawi	426	-	426	4	5,687	-	-	-	-	-	6,113
Malaysia	438	-	438	-	2,833	-	-	-	-	-	3,271
Maldives	42	-	42	4	28	-	-	-	-	-	70
Mali	154,211	-	154,211	140,189	9,906	4,088	61,920	53,551	-	29	283,705
Malta	1	-	1	-	4	-	-	-	-	-	5
Marshall Islands	3	-	3	-	6	-	-	-	-	-	9
Mauritania	34,664	-	34,664	27,252	7,485	-	-	-	-	4	42,153
Mauritius	103	-	103	-	209	-	-	-	-	-	312
Mexico	11,333	-	11,333	24	46,253	-	-	-	-	-	57,586
Micronesia (Federated States of)	-	-	-	-	6	-	-	-	-	-	6

.../...

**ANNEX TABLE 2** Refugees, asylum-seekers, internally displaced persons (IDPs), returnees (refugees and IDPs), stateless persons, and others of concern to UNHCR by origin | end-2015 (ctnd)

Origin <sup>1</sup>	REFUGEES					Returned refugees <sup>5</sup>	IDPs protected/assisted by UNHCR, incl. people in IDP-like situations <sup>6</sup>	Returned IDPs <sup>7</sup>	Persons under UNHCR's statelessness mandate <sup>8</sup>	Others of concern to UNHCR <sup>9</sup>	Total population of concern
	Refugees <sup>2</sup>	People in refugee-like situations <sup>3</sup>	Total refugees and people in refugee-like situations	of whom: UNHCR-assisted	Asylum-seekers (pending cases) <sup>4</sup>						
Monaco	3	-	3	-	2	-	-	-	-	-	5
Mongolia	2,199	-	2,199	-	3,537	-	-	-	-	-	5,736
Montenegro	651	-	651	4	3,013	-	-	-	-	-	3,664
Morocco	1,771	-	1,771	54	5,603	-	-	-	-	11	7,385
Mozambique	57	-	57	4	2,203	-	-	-	-	-	2,260
Myanmar <sup>13</sup>	198,685	253,122	451,807	243,740	60,659	2	451,089	25,265	-	443	989,265
Namibia	1,476	-	1,476	915	74	21	-	-	-	36	1,607
Nauru	-	-	-	-	1	-	-	-	-	-	1
Nepal	8,865	1	8,866	29	8,974	-	-	-	-	-	17,840
Netherlands	69	-	69	-	56	-	-	-	-	-	125
New Zealand	19	-	19	-	13	-	-	-	-	1	33
Nicaragua	1,476	-	1,476	510	1,248	2	-	-	-	-	2,726
Niger	1,390	-	1,390	414	792	-	137,337	-	-	70,001	209,520
Nigeria	152,136	15,852	167,988	146,107	51,863	-	2,172,532	-	-	19	2,392,402
Niue	18	-	18	-	18	-	-	-	-	-	36
Norfolk Island	1	-	1	-	-	-	-	-	-	-	1
Norway	12	-	12	-	8	-	-	-	-	-	20
Oman	37	-	37	5	18	-	-	-	-	-	55
Pakistan	277,344	20,491	297,835	260,032	64,085	3	1,146,108	676,638	-	1	2,184,670
Palau	2	-	2	-	2	-	-	-	-	-	4
Palestinian <sup>14</sup>	97,973	-	97,973	17,675	4,338	12	-	-	-	2,420	104,743
Panama	69	-	69	2	56	-	-	-	-	-	125
Papua New Guinea	339	-	339	-	200	-	-	-	-	-	539
Paraguay	91	-	91	-	72	-	-	-	-	-	163
Peru	3,599	-	3,599	131	1,539	-	-	-	-	-	5,138
Philippines	592	1	593	16	1,902	-	63,174	254,848	-	80,057	400,574
Poland	1,297	-	1,297	3	404	-	-	-	-	-	1,701
Portugal	28	-	28	1	65	-	-	-	-	-	93
Puerto Rico	-	-	-	-	-	-	-	-	-	-	-
Qatar	20	-	20	-	14	-	-	-	-	-	34
Rep. of Korea	351	-	351	-	261	-	-	-	-	-	612
Rep. of Moldova	2,289	-	2,289	28	3,431	-	-	-	-	1	5,721
Romania	1,735	-	1,735	4	1,376	-	-	-	-	2	3,113
Russian Federation	67,050	-	67,050	943	27,514	4	-	-	-	3	94,571
Rwanda <sup>15</sup>	286,366	-	286,366	168,326	10,957	5,054	-	-	-	5,801	308,178
Saint Kitts and Nevis	28	-	28	-	20	-	-	-	-	-	48
Saint Lucia	1,011	-	1,011	-	53	-	-	-	-	-	1,064
Saint Vincent and the Grenadines	1,823	-	1,823	-	42	-	-	-	-	-	1,865
Saint-Pierre-et-Miquelon	-	-	-	-	1	-	-	-	-	-	1
Samoa	1	-	1	-	13	-	-	-	-	-	14
San Marino	1	-	1	-	1	-	-	-	-	-	2
Sao Tome and Principe	22	-	22	19	12	-	-	-	-	-	34
Saudi Arabia	701	-	701	25	575	-	-	-	-	10	1,286
Senegal	21,280	-	21,280	16,104	14,318	-	-	-	-	-	35,598
Serbia and Kosovo: S/RES/1244 (1999)	38,273	364	38,637	2,591	53,309	328	220,002	545	-	-	312,821
Seychelles	20	-	20	-	22	-	-	-	-	-	42
Sierra Leone	4,895	-	4,895	916	3,507	-	-	-	-	1,479	9,881
Singapore	54	-	54	-	49	-	-	-	-	-	103
Sint Maarten (Dutch part)	-	-	-	-	-	-	-	-	-	-	-
Slovakia	326	-	326	-	548	-	-	-	-	-	874
Slovenia	23	-	23	-	13	-	-	-	-	-	36
Solomon Islands	71	-	71	1	37	-	-	-	-	-	108
Somalia	1,123,022	30	1,123,052	839,696	56,772	32,344	1,133,000	5,000	-	829	2,350,997
South Africa	449	-	449	8	876	-	-	-	-	5	1,330
South Sudan <sup>16</sup>	778,629	68	778,697	778,446	4,237	159	1,790,427	-	-	30	2,573,550
Spain	59	-	59	-	88	-	-	-	-	-	147
Sri Lanka <sup>17</sup>	121,435	-	121,435	2,169	14,869	852	44,934	8,112	-	17	190,219
Sudan <sup>18</sup>	622,463	6,307	628,770	602,525	45,102	39,494	3,218,234	152,663	-	19	4,084,282
Suriname	19	-	19	-	50	-	-	-	-	-	69
Svalbard and Jan Mayen	-	-	-	-	1	-	-	-	-	-	1

.../...



**ANNEX TABLE 2** Refugees, asylum-seekers, internally displaced persons (IDPs), returnees (refugees and IDPs), stateless persons, and others of concern to UNHCR by origin | end-2015 (ctnd)

Origin <sup>1</sup>	REFUGEES					Returned refugees <sup>5</sup>	IDPs protected/assisted by UNHCR, incl. people in IDP-like situations <sup>6</sup>	Returned IDPs <sup>7</sup>	Persons under UNHCR's statelessness mandate <sup>8</sup>	Others of concern to UNHCR <sup>9</sup>	Total population of concern
	Refugees <sup>4</sup>	People in refugee-like situations <sup>1</sup>	Total refugees and people in refugee-like situations	of whom: UNHCR-assisted	Asylum-seekers (pending cases) <sup>2</sup>						
Swaziland	220	-	220	2	161	7	-	-	-	2	390
Sweden	16	-	16	-	17	-	-	-	-	-	33
Switzerland	17	-	17	-	4	-	-	-	-	-	21
Syrian Arab Rep.	4,850,792	21,793	4,872,585	4,548,346	245,844	189	6,563,462	-	-	8,247	11,690,327
Tajikistan	794	-	794	71	1,481	-	-	-	-	-	2,275
Thailand	221	1	222	17	838	-	-	-	-	-	1,060
The former Yugoslav Republic of Macedonia	1,776	-	1,776	8	14,621	-	-	-	-	-	16,397
Tibetan	15,071	-	15,071	2	8	-	-	-	-	6	15,085
Timor-Leste	20	-	20	1	7	-	-	-	-	-	27
Togo	8,785	-	8,785	3,239	2,150	7	-	-	-	-	10,942
Tonga	24	-	24	-	62	-	-	-	-	-	86
Trinidad and Tobago	369	-	369	-	197	-	-	-	-	3	569
Tunisia	1,568	-	1,568	47	2,351	-	-	-	-	7	3,926
Turkey	59,559	-	59,559	15,656	12,104	-	-	-	-	12	71,675
Turkmenistan	455	-	455	24	1,215	-	-	-	-	-	1,670
Turks and Caicos Islands	14	-	14	-	1	-	-	-	-	-	15
Tuvalu	2	-	2	-	1	-	-	-	-	-	3
Uganda	6,316	-	6,316	978	6,470	1,192	-	-	-	180,003	193,981
Ukraine <sup>19</sup>	321,014	286	321,300	5,383	22,574	1	1,600,000	-	-	5	1,943,880
United Arab Emirates	99	-	99	5	105	-	-	-	-	-	204
United Kingdom	131	-	131	2	117	-	-	-	-	-	248
United Rep. of Tanzania	6,221	-	6,221	105	1,607	-	-	-	-	15	7,843
United States of America <sup>20</sup>	4,832	-	4,832	8	262	-	-	-	-	11	5,105
Uruguay	91	-	91	-	62	-	-	-	-	-	153
US Virgin Islands	-	-	-	-	-	-	-	-	-	-	-
Uzbekistan	4,205	-	4,205	287	2,679	-	-	-	-	2	6,886
Vanuatu	1	-	1	-	1	-	-	-	-	-	2
Venezuela (Bolivarian Republic of)	7,456	-	7,456	231	15,094	-	-	-	-	2	22,552
Viet Nam <sup>21</sup>	313,155	1	313,156	279	4,372	-	-	-	-	265	317,793
Wallis and Futuna Islands	-	-	-	-	1	-	-	-	-	-	1
Western Sahara <sup>22</sup>	90,541	26,000	116,541	90,082	1,446	-	-	-	-	-	117,987
Yemen	15,896	-	15,896	13,336	10,075	-	2,532,032	-	-	13	2,558,016
Zambia	344	-	344	14	333	-	-	-	-	1	678
Zimbabwe	21,344	-	21,344	1,366	57,431	31	-	-	-	135	78,941
Stateless	37,426	-	37,426	1,057	18,609	-	-	-	3,687,729	-	3,743,764
Various/unknown	120,155	-	120,155	510	1,035,169	-	-	-	-	14,244	1,169,568
<b>Total</b>	<b>15,483,893</b>	<b>637,534</b>	<b>16,121,427</b>	<b>12,282,792</b>	<b>3,219,941</b>	<b>201,415</b>	<b>37,494,172</b>	<b>2,317,314</b>	<b>3,687,729</b>	<b>870,740</b>	<b>63,912,738</b>

UNHCR-Bureaux											
- Central Africa-Great Lakes	1,623,479	208	1,623,687	1,370,834	138,414	35,237	1,889,161	1,014,893	-	200,647	4,902,039
- East and Horn of Africa	3,019,944	37,982	3,057,926	2,543,293	261,096	74,467	6,193,660	157,663	-	211,358	9,956,170
- Southern Africa	37,488	-	37,488	3,718	71,834	4,698	-	-	-	35,150	149,170
- Western Africa	476,322	15,859	492,181	382,502	146,348	16,375	2,680,061	53,950	-	71,595	3,460,510
<b>Total Africa</b>	<b>5,157,233</b>	<b>54,049</b>	<b>5,211,282</b>	<b>4,300,347</b>	<b>617,692</b>	<b>130,777</b>	<b>10,762,882</b>	<b>1,226,506</b>	<b>-</b>	<b>518,750</b>	<b>18,467,889</b>
Asia and Pacific	3,981,378	281,617	4,262,995	3,074,187	605,716	62,250	2,879,611	1,088,516	-	231,571	9,130,659
Middle East and North Africa	5,391,192	50,793	5,441,985	4,824,543	549,655	6,126	13,933,650	1,747	-	14,502	19,947,665
Europe	593,699	671	594,370	40,972	214,781	468	2,804,962	545	-	66,555	3,681,681
Americas	202,810	250,404	453,214	41,176	178,319	1,794	7,113,067	-	-	25,118	7,771,512
Various/Stateless	157,581	-	157,581	1,567	1,053,778	-	-	-	3,687,729	14,244	4,913,332
<b>Total</b>	<b>15,483,893</b>	<b>637,534</b>	<b>16,121,427</b>	<b>12,282,792</b>	<b>3,219,941</b>	<b>201,415</b>	<b>37,494,172</b>	<b>2,317,314</b>	<b>3,687,729</b>	<b>870,740</b>	<b>63,912,738</b>

.../...

**ANNEX TABLE 2** Refugees, asylum-seekers, internally displaced persons (IDPs), returnees (refugees and IDPs), stateless persons, and others of concern to UNHCR by origin | end-2015 (ctnd)

Origin <sup>1</sup>	REFUGEES					Returned refugees <sup>5</sup>	IDPs protected/assisted by UNHCR, incl. people in IDP-like situations <sup>6</sup>	Returned IDPs <sup>7</sup>	Persons under UNHCR's statelessness mandate <sup>8</sup>	Others of concern to UNHCR <sup>9</sup>	Total population of concern
	Refugees <sup>2</sup>	People in refugee-like situations <sup>3</sup>	Total refugees and people in refugee-like situations	of whom: UNHCR-assisted	Asylum-seekers (pending cases) <sup>4</sup>						
<b>UN major regions</b>											
Africa	5,313,282	80,049	5,393,331	4,418,397	660,424	130,781	11,197,751	1,226,506	-	518,870	19,127,663
Asia	9,302,125	306,410	9,608,535	7,798,354	1,146,965	68,372	17,265,028	1,090,263	-	245,978	29,425,141
Europe	506,708	671	507,379	23,291	179,656	468	1,918,326	545	-	66,529	2,672,903
Latin America and the Caribbean	197,898	250,404	448,302	41,167	177,716	1,794	7,113,067	-	-	25,101	7,765,980
Northern America	4,912	-	4,912	9	603	-	-	-	-	17	5,532
Oceania	1,387	-	1,387	7	799	-	-	-	-	1	2,187
Various/Stateless	157,581	-	157,581	1,567	1,053,778	-	-	-	3,687,729	14,244	4,913,332
<b>Total</b>	<b>15,483,893</b>	<b>637,534</b>	<b>16,121,427</b>	<b>12,282,792</b>	<b>3,219,941</b>	<b>201,415</b>	<b>37,494,172</b>	<b>2,317,314</b>	<b>3,687,729</b>	<b>870,740</b>	<b>63,912,738</b>

**Notes**

The data are generally provided by Governments, based on their own definitions and methods of data collection.

A dash ("-") indicates that the value is zero, not available or not applicable. All data are provisional and subject to change.

**1** Country or territory of origin.

**2** Persons recognized as refugees under the 1951 UN Convention/1967 Protocol, the 1969 OAU Convention, in accordance with the UNHCR Statute, persons granted a complementary form of protection and those granted temporary protection. In the absence of Government figures, UNHCR has estimated the refugee population in many industrialized countries based on 10 years of individual asylum-seeker recognition.

**3** This category is descriptive in nature and includes groups of persons who are outside their country or territory of origin and who face protection risks similar to those of refugees, but for whom refugee status has, for practical or other reasons, not been ascertained.

**4** Persons whose application for asylum or refugee status is pending at any stage in the asylum procedure.

**5** Refugees who have returned to their place of origin during 2015. Source: country of origin and asylum.

**6** Persons who are displaced within their country and to whom UNHCR extends protection and/or assistance. It also includes people in IDP-like situations. This category is descriptive in nature and includes groups of persons who are inside their country of nationality or habitual residence and who face protection risks similar to those of IDPs but who, for practical or other reasons, could not be reported as such.

**7** IDPs protected/assisted by UNHCR who have returned to their place of origin during 2015.

**8** Refers to persons who are not considered as nationals by any State under the operation of its law. This category refers to persons who fall under the agency's statelessness mandate because they are stateless according to this international definition, but data from some countries may also include persons with undetermined nationality. See Annex Table 7 at <http://www.unhcr.org/statistics/15-WRD-table-7.xls> for detailed notes.

**9** Refers to individuals who do not necessarily fall directly into any of the other groups but to whom UNHCR may extend its protection and/or assistance services. These activities might be based on humanitarian or other special grounds.

**10** UNHCR has recommended on 4 April 2014 to start the process of cessation of refugee status for refugees from Croatia displaced during the 1991-95 conflict. The Office suggests that cessation enters into effect latest by the end of 2017.

**11** UNHCR's assistance activities for IDPs in Cyprus ended in 1999. Visit the website of the Internal Displacement Monitoring Centre (IDMC) for further information.

**12** Refugee figure for Iraqis in the Syrian Arab Republic was a Government estimate. UNHCR has registered and is assisting 18,300 Iraqis at the end of 2015. The refugee population in Jordan includes 33,200 Iraqis registered with UNHCR. The Government of Jordan estimated the number of Iraqis at 400,000 individuals at the end of March 2015. This includes refugees and other categories of Iraqis.

**13** Figure of stateless persons was estimated from the 2014 census. It does not include an estimated 151,921 stateless IDPs, persons in an IDP-like situation who are also of concern under the statelessness mandate because they are already included within the figures on IDPs. In Rakhine State it is estimated to be approximately one million.

**14** Refers to Palestinian refugees under the UNHCR mandate only.

**15** The number of Rwandan refugees in the Democratic Republic of the Congo is subject to change based on an ongoing registration exercise. The figure 245,000 was provided by the Government of Democratic Republic of the Congo.

**16** An unknown number of refugees and asylum-seekers from South Sudan may be included under Sudan (in absence of separate statistics for both countries). IDP figure in South Sudan includes 105,000 people who are in an IDP-like situation.

**17** The statistics of the remaining IDPs at the end of 2015, while provided by the Government authorities at the district level, are being reviewed by the central authorities. Once this review has been concluded, the statistics will be changed accordingly.

**18** Figures for refugees and asylum-seekers may include citizens of South Sudan (in absence of separate statistics for both countries).

**19** IDP figure in Ukraine includes 800,000 people who are in an IDP-like situation.

**20** A limited number of countries record refugee and asylum statistics by country of birth rather than country of origin. This affects the number of refugees reported as originating from the United States of America.

**21** The 300,000 Vietnamese refugees are well integrated and in practice receive protection from the Government of China.

**22** According to the Government of Algeria, there are an estimated 165,000 Sahrawi refugees in the Tindouf camps.

Source: UNHCR/Governments.



**UNHCR**  
The UN Refugee Agency

© 2016 United Nations High Commissioner for Refugees  
All rights reserved. Reproductions and translations  
are authorized, provided UNHCR is acknowledged as  
the source.

For more information, please contact:  
Field Information and Coordination Support Section  
Division of Programme Support and Management  
Case Postale 2500  
1211 Geneva, Switzerland  
[stats@unhcr.org](mailto:stats@unhcr.org)

This document along with further information on global  
displacement is available on UNHCR's statistics website:  
<http://www.unhcr.org/statistics>

Front cover: Crossing the border. Refugees and  
migrants make their way to the border between Serbia  
and Hungary in the hopes of continuing their journey  
onwards. While Europe's struggle to manage more than  
one million refugees and migrants who arrived via the  
Mediterranean dominated the media in 2015, the vast  
majority of the world's displaced remain in low-and  
middle-income countries close to situations of conflict.

© HOLLANDSE HOOGTE / WARREN RICHARDSON

Back cover: Lesvos, Greece. October, 2015. Moments  
after their boat landed in Lesvos, an Afghan woman with  
her baby, sits in shock by the beach.

© UNHCR / GILES DULEY

PRODUCED AND PRINTED BY UNHCR  
(20 JUNE 2016)

[www.unhcr.org](http://www.unhcr.org)



[unhcr.org](https://www.unhcr.org)

