



Cruise Whitsundays offer a fantastic range of day cruises around the Whitsundays. The "must see" experiences are of course the Great Barrier Reef and magnificent Whitehaven Beach. Discover Hamilton Island and Daydream Island, or explore the marvelous mainland.

For more information, brochures and bookings see your Activities Desk or Travel Agent.



PRICES - ONE WAY	ADULTS	CHILDREN (4-14yrs)
Hamilton Island Airport		
To or from Airlie Beach (Port of Airlie)	\$50	\$50
To or from Daydream Island Resort and Spa	\$50	\$50
Public transport is available at Shute Harbour and Port of Airlie. Taxis can also be pre-booked on 131 008.		
Whitsunday Coast Airport (Proserpine) including coach connection with vessels		
To or from Daydream	\$59	\$38
To or from Hamilton Island	\$79	\$47
Airlie Beach (Port of Airlie)		
To or from Daydream	\$39	\$26
To or from Hamilton Island Airport	\$50	\$50
To or from Hamilton Island Marina	\$59	\$37


*Prices include GST and Airport levies. **Timetable and prices** subject to change without notice in line with airline schedule changes. Travel is subject to our Conditions of Carriage - held in our offices or can be viewed on our website.*

Cruise Whitsundays can not be held responsible for missed flights due to late arrival at airline check-in counter.

Phone reservations 7am to 8pm daily
(07) 4846 7000
 Agents Toll Free 1800 426 403
info@cruisewhitsundays.com

WHITSUNDAY ISLANDS RESORT CONNECTIONS

TIMETABLE



Valid from 5th April 2015 but is subject to airline schedule changes. Please check at time of booking.



RC067

DAYDREAM ISLAND RESORT AND SPA TIMETABLE

FROM AIRLIE BEACH (Port of Airlie)



To Daydream Island Resort and Spa

Depart/Port	Arrive	Route
6:45am	7:15am	Direct
7:15am	7:45am	Direct
8:20am	8:50am	Direct
10:00am	10:30am	Direct
10:50am	11:20am	Direct
11:50am	12:20pm	Direct
12:50pm	1:20pm	Direct
2:40pm	3:10pm	Direct
4:50pm	5:20pm	Direct

FROM DAYDREAM ISLAND RESORT AND SPA

To Port of Airlie (Airlie Beach)

Depart	Arrive	Route
7:20am	7:50am	Direct
9:20am	9:50am	Direct
10:30am	11:00am	Direct
12:05pm	12:35pm	Direct
1:05pm	1:35pm	Direct
1:55pm	2:25pm	Direct
3:00pm	3:30pm	Direct
5:25pm	5:55pm	Direct
5:50pm	6:20pm	Direct



KEY

- POA** = Port of Airlie, Airlie Beach
- DDI** = Daydream Island Resort and Spa
- HTIA** = Hamilton Island Airport
- HTIM** = Hamilton Island Marina (For all other travel to / from Hamilton Island)
- PPP** = Whitsunday Coast Airport (Proserpine)
- SH** = Shute Harbour

LUGGAGE CHECK-IN

All passenger luggage must be checked in a minimum of 15 minutes prior to scheduled departure.

HAMILTON ISLAND FLIGHT ARRIVALS

FLIGHT	FROM	FLIGHT ARRIVES HTIA	FERRY DEPARTS HTIA	FERRY ARRIVES	
				DDI	POA
QF2503	CNS	9:20am	9:50am	10:20am	11:00am
JQ860	MEL	10:15am	11:30am	12:00pm	12:35pm
QF866 SUN	SYD	11:15am	12:25pm	12:55pm	1:35pm
QF866 WED	SYD	12:25pm	1:20pm	1:50pm	2:25pm
VA1751	MEL	11:50am	12:25pm	12:55pm	1:35pm
VA1281	SYD	12:30pm	1:20pm	1:50pm	2:25pm
QF2824	BNE	12:40pm	1:20pm	1:50pm	2:25pm
VA1497	BNE	1:25pm	2:25pm	2:55pm	3:30pm
JQ846	SYD	1:40pm	2:25pm	2:55pm	3:30pm

WHITSUNDAY COAST AIRPORT (PROSERPINE) FLIGHT ARRIVALS

FLIGHT	FROM	FLIGHT ARRIVES PPP	FERRY DEPARTS	FERRY ARRIVES	
				POA	DDI
VA1113	BNE	8:10am	10:00am	10:30am	11:10am
JQ830	BNE	10:30am	2:40pm	3:10pm	3:50pm
TT394	SYD	10:55am	2:40pm	3:10pm	3:50pm
VA1117	BNE	3:25pm	4:50pm	5:20pm	-

ALL GUESTS TRAVELLING WITH LUGGAGE

All passenger luggage must be checked in for vessels a minimum of 15 minutes prior to scheduled departure.

HAMILTON ISLAND AIRPORT & JETTY

Vessels arrive/depart from the jetty at the Airport just 100 metres from the Airline Check-in desks. Travel to and from the Airport Jetty is strictly for passengers connecting with flights only.

Arriving Guests

Guests staying at quality, Yacht Club Villas and the Beach Club will be met by a guest services representative for private transfers to their respective accommodation. Guests staying at the Reef View Hotel, Palm Bungalows and holiday home accommodation will need to see the drivers of the transfer.

Departing Guests

The Great Barrier Reef Airport Terminal for check in is only 100 metres away and porters will transfer your luggage between the Terminal and the vessels. It is the guest's responsibility to collect their luggage at the designated drop off point at the Airline Terminal and proceed to check-in.

HAMILTON ISLAND MARINA

This is the access point for all holiday makers and people visiting Hamilton Island on business. Shuttle buses operate from the Marina to scheduled set down points on the island at regular intervals. Guest service representatives meet guests staying on the island at the top of the Jetty.

A Resort Link taxi service is also available and can be contacted by house telephone located at the General Store. A per person charge will apply.

HAMILTON ISLAND FLIGHT DEPARTURES

FLIGHT	TO	FLIGHT DEPARTS HTIA	FERRY DEPARTS		FERRY ARRIVES HTIA
			POA	DDI	
QF2504	CNS	9:45am	7:15am	7:50am	8:26am
JQ863	MEL	10:45am	8:20am	9:00am	9:40am
QF867 SUN	SYD	11:55am	8:20am	9:00am	9:40am
QF867 WED	SYD	1:05pm	10:00am	10:40am	11:20am
VA1754	MEL	12:25pm	10:00am	10:40am	11:20am
VA1282	SYD	1:05pm	10:00am	10:40am	11:20am
QF2825	BNE	1:05pm	10:50am	11:30am	12:15pm
VA1496	BNE	1:55pm	10:50am	11:30am	12:15pm
JQ849	SYD	2:10pm	11:50am	12:25pm	1:10pm

WHITSUNDAY COAST AIRPORT (PROSERPINE) FLIGHT DEPARTURES

FLIGHT	FROM	FLIGHT DEPARTS PPP	FERRY DEPARTS		FERRY ARRIVES
			HTIM	DDI	
VA1114	BNE	8:45am	-	-	-
JQ833	BNE	11:00am	*	7:20am	7:50am
TT397	SYD	11:25am	*	7:20am	7:50am
VA1116	BNE	3:55pm	11:15am	12:05pm	12:35pm

WHITSUNDAY COAST AIRPORT (Proserpine)

All arriving passengers are met by the transfer drivers. Coaches then take you to Port of Airlie for vessel services to your island resort.

All departing passengers should make themselves known to the coach drivers at Port of Airlie for transfer to Whitsunday Coast Airport (Proserpine). Coach times will be advised when you make your booking.

* No through fare connection, however our ferry services can transfer you with enough time if you make your own way to the airport from POA or SH

PLEASE NOTE: ALL AIRPORT TRANSFERS MUST BE BOOKED IN ADVANCE. GUESTS WHO HAVE NOT BOOKED WILL BE BOARDED LAST AND CANNOT BE GUARANTEED PASSAGE IF THE VESSEL IS FULL.

HAMILTON ISLAND TIMETABLE

FROM HAMILTON ISLAND MARINA

To Port of Airlie (Airlie Beach)

Depart	Arrive	Route
8:35am	9:30am	Direct
8:45am	9:50am	via DDI
9:35am	11:00am	via HTIA & DDI
11:15am	12:35pm	via HTIA & DDI
12:10pm	1:35pm	via HTIA & DDI
1:05pm	2:25pm	via HTIA & DDI
2:10pm	3:30pm	via HTIA & DDI
4:55pm	5:50pm	Direct
5:10pm	6:20pm	via DDI
5:10pm	6:10pm	Direct on Great Barrier Reef vessel


To Daydream Island Resort and Spa

Depart	Arrive	Route
8:45am	9:15am	Direct
9:35am	10:20am	via HTIA
11:15am	12:00pm	via HTIA
12:10pm	12:55pm	via HTIA
1:05pm	1:50pm	via HTIA
2:10pm	2:55pm	via HTIA
5:10pm	5:40pm	Direct

To Shute Harbour

Depart	Arrive	Route
7:15am	7:50am	Direct
4:00pm	4:35pm	Direct
5:25pm	6:00pm	Direct

For all ferry departure times from Great Barrier Reef Airport (Hamilton Island) please see page titled **FLIGHT CONNECTIONS TIMETABLE**



KEY

- POA** = Port of Airlie, Airlie Beach
- DDI** = Daydream Island Resort and Spa
- HTIA** = Hamilton Island Airport (Passengers connecting with flights only)
- HIM** = Hamilton Island Marina (For all other travel to / from Hamilton Island)
- SH** = Shute Harbour

LUGGAGE CHECK-IN

All passenger luggage must be checked in a minimum of 15 minutes prior to scheduled departure.

FROM PORT OF AIRLIE (AIRLIE BEACH)

To Hamilton Island Marina

Depart/Port	Arrive	Route
7:15am	8:30am	via DDI & HTIA
8:00am	9:00am	Direct on Great Barrier Reef vessel
8:20am	9:30am	via DDI
10:00am	11:10am	via DDI
10:50am	12:00pm	via DDI
11:50am	12:55pm	via DDI
12:50pm	1:55pm	via DDI
2:40pm	3:50pm	via DDI
3:50pm	4:45pm	Direct

FROM DAYDREAM ISLAND RESORT AND SPA

To Hamilton Island Marina

Depart	Arrive	Route
7:50am	8:30am	via HTIA
9:00am	9:30am	Direct
10:40am	11:10am	Direct
11:30am	12:00pm	Direct
12:25pm	12:55pm	Direct
1:25pm	1:55pm	Direct
3:20pm	3:50pm	Direct

FROM SHUTE HARBOUR

To Hamilton Island Marina

Depart/Port	Arrive	Route
6:30am	7:05am	Direct
8:00am	8:35am	Direct
4:45pm	5:20pm	Direct