

# Women at Work

## FOCUS QUESTIONS

1. Discuss the BtN *Women at Work* story as a class. What points were raised in the discussion?
2. What was it like for women living in the 1800s?
3. What changes started to happen for women in the late 1800s?
4. Which state was the first to give women the vote?
5. How did the Second World War change the role of women?
6. After the war, most women were forced to go back to \_\_\_\_\_.
7. Describe work for women in the 1950s.
8. How did women fight for their rights in the 1960s and 1970s?
9. What changes still need to be made to make women and men more equal?
10. How has your thinking changed since watching the *Women at Work* story?

## ACTIVITY

Students will practice their note-taking while watching the BTN *Women at Work* story. After watching the story, ask students to reflect and organise the information into three categories. Students may want to watch the story again or download a copy of the *Women at Work* transcript to assist them with this activity. What information was...?

- Positive
- Negative or
- Interesting

### Class Discussion

After watching the BTN *Women at Work* story hold a class discussion. Here are some discussion starters:

- What does gender equality mean to you?
- How did you feel after watching the story?
- What surprised you about the story?
- List some facts that you learnt from this story.
- What challenges have women faced in the past? What challenges do women still face today?
- How would your life be different if people didn't fight for women's rights?

## KEY LEARNING

Students will develop a deeper understanding of milestones for women in Australia's history and create a biography of a significant woman.

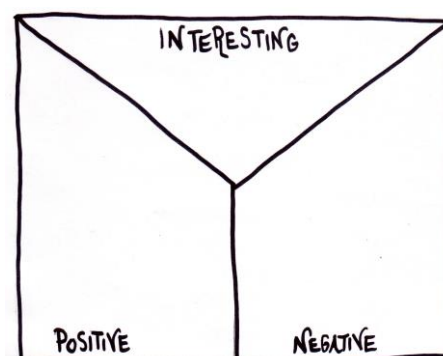
## AC AUSTRALIAN CURRICULUM

### History – Year 3

Days and weeks celebrated or commemorated in Australia (including Australia Day, Anzac Day, and National Sorry Day) and the importance of symbols and emblems ([ACHASSK064](#))

### History – Year 6

Experiences of Australian democracy and citizenship, including the status and rights of Aboriginal and Torres Strait Islander Peoples, migrants, women and children ([ACHASSK135](#))




## ACTIVITY

### Australian Women's Timeline

Students create a timeline showing significant political, education, legal and social milestones for Australian women. Use the [timeline template](#) to record key dates and milestones. Students can use the following questions to guide their research:

- When did women get the right to vote in Australia?
- Which state first gave women the right to vote?
- When were Australian Aboriginal Women given the right to vote?
- Who was the first woman elected to an Australian parliament?
- Who was Australia's first female Prime Minister?
- In which year was the first International Women's Day?



btn

Create a timeline showing significant political, education, legal and social milestones for Australian women. List an interesting fact for each significant event listed on your timeline.


## ACTIVITY


### Significant Women – Create a biography

Students will choose a significant woman in Australia's history and write a biography about them.

Ask students to think about the sort of information included in a biography. What does a biography tell us about a person? Using the [Biography Organiser template](#) students will find and record information about the person they have chosen.

Some possible areas of research include:

- Where and when was the person born?
- Describe their family life growing up.
- What are some of their achievements? Choose one to explore in more detail.
- What are some of the challenges they have faced?



btn

**BIOGRAPHY ORGANISER**

Name: \_\_\_\_\_

Using different sources find information about the person you have chosen for your biography. Use this biography organiser to keep track of what you learn.

Person's name	
Personal information	Achievements
Interesting facts	

## ACTIVITY

### Who were the suffragettes?

Students will develop an understanding of the suffragette movement and then present their findings in an interesting way.

- What does suffrage mean? Find a dictionary meaning.
- Describe the suffragette movement.
- Imagine you are a suffragette living in the late 1800's – write a persuasive letter to your local government explaining why women should be able to vote.

## ACTIVITY

Watch the BTN [Gender Equality story](#) then answer the following questions:

1. Describe what life was like for women in the 1800s.
2. What does suffrage mean?
3. Who were the suffragettes?
4. What did they do to change things for women?
5. Which state was one of the first in the world to give women the right to vote?
6. How did war change the role of women in society?
7. What were some important changes for women in the 1960s?
8. Do you think women have equal rights to men?  
Explain your answer.



### International Women's Day

International Women's Day is a global day celebrating the economic, political and social achievements of women past, present and future. How does your school honour and celebrate the achievements of women all around the world? Go to the [International Women's Day website](#) for more information.



International  
Women's Day

## USEFUL WEBSITES

BTN – Gender Equality

<http://www.abc.net.au/btn/story/s3784907.htm>

Australia.gov – Australian Suffragettes

<http://www.australia.gov.au/about-australia/australian-story/austn-suffragettes>

International Women's Day

<https://www.internationalwomensday.com/>

National Museum Australia – Women's Suffrage

[http://www.nma.gov.au/online\\_features/defining\\_moments/featured/womens\\_suffrage](http://www.nma.gov.au/online_features/defining_moments/featured/womens_suffrage)

National Women's Alliance – Australian Women's Timeline

<http://timeline.awava.org.au/timeline?m=jr>