



TABLE OF CONTENTS

TABLE OF CONTENTS

2016 Schedule.....	1
Media Information.....	2
STAPLES Center Information.....	3
2016 Season Seating & Parking Map	4
WNBA League Index.....	5
Staff Directory.....	6

FRONT OFFICE STAFF

Ownership.....	7
Johnson, Earvin Magic.....	8
Walter, Mark R.....	9
Kasten, Stan.....	9
Boehly, Todd.....	10
Patton Jr., Robert L.....	10
President/COO.....	11
Simmons, Christine N.....	11

BASKETBALL STAFF

Executive VP/GM.....	12
Toler, Penny.....	13
Head Coach.....	14
Agler, Brian.....	14
Assistant Coaches.....	15
Edwards, Tonya.....	15
Stocks, Amber.....	15

THE LOS ANGELES SPARKS

2016 Television Headshot Roster.....	17
Alphabetical / Numerical Roster.....	18
Beard, Alana.....	19
Belyakova, Evgeniia.....	23
Carson, Essence.....	25
Dabovic, Ana.....	28
Dubljevic, Jelena.....	31
Gray, Chelsea.....	33
Knight, Whitney.....	36
Lavender, Jantel.....	38
Ogwumike, Nneka.....	42
Parker, Candace.....	46
Toliver, Kristi.....	51
Wauters, Ann.....	55

2015 SEASON IN REVIEW

Roster / Season Highs & Lows.....	58
Game-by-Game Results.....	59
Cumulative Stats.....	60
Home & Away Stats.....	61
Record Breakdown.....	62
Individual Season Highs.....	63
Single-Game Highs /	
Quarter-by-Quarter Stats.....	65
Team Leaders / Double Figure Games.....	66
Games Missed / Starting Lineups.....	67

SPARKS SEASON-BY-SEASON

Year-by-Year Roster, Stats	
& Results.....	68-104

SPARKS HISTORY

Sparks Timeline.....	106
All-Time Roster.....	116
Collegiate Roster.....	127
International Roster.....	129
Retired Numbers.....	130
Coaching History.....	133
Draft History.....	135
Year-by-Year Team Leaders.....	137
Year-by-Year League Leaders.....	140
Awards & Honors.....	144
WNBA All-Star Results (Sparks).....	149
All-Time Attendance.....	152

RECORD BOOK

WNBA Team Index (Regular Season).....	154
Team Records (Regular Season).....	156
Individual Records (Regular Season).....	161
Team Records (Playoffs).....	167
Individual Records (Playoffs).....	169
Sparks Leaderboard.....	171

PLAYOFFS

WNBA Team Index (Playoffs).....	174
Opponent Game-by-Game (Playoffs).....	176
Year-by-Year Stats (Playoffs).....	177

WNBA

Atlanta Dream.....	189
Chicago Sky.....	191
Connecticut Sun.....	193
Dallas Wings.....	195
Indiana Fever.....	197
Minnesota Lynx.....	199
New York Liberty.....	201
Phoenix Mercury.....	203
San Antonio Stars.....	205
Seattle Storm.....	207
Washington Mystics.....	209
Versus Defunct Franchises.....	211

WNBA HISTORY

WNBA's 20 Year Anniversary.....	213
WNBA Timeline.....	214

WNBA CARES

WNBA Fit.....	227
WNBA Green.....	228
WNBA Breast Health Awareness.....	229
WNBA Inspiring Women.....	230
WNBA Cares Community Assist Award.....	231

The 2016 Los Angeles Sparks Media Guide is a joint production of the Sparks Communications and Marketing Departments. Research writing and editing done by Stacey Mitch and Joseph Anderson. Design, layout and cover design by Stacey Mitch, Joseph Anderson and Michelle Duncan. Photos by WNBA photos. All WNBA and team insignia depicted in this publication are the property of WNBA Properties, Inc. and the respective teams of the WNBA and may not be reproduced for commercial purposes without the prior written consent of WNBA Properties, Inc. The information contained in this publication was compiled by the Los Angeles Sparks and is provided as a courtesy to our fans and the press and may be used only for personal or editorial purposes. Any commercial use of this information is prohibited without the prior written consent of the Los Angeles Sparks.



LOS ANGELES SPARKS
5120 W GOLDLEAF CIRCLE
SUITE 130
Los Angeles, CA 90056
(844) 467-7275
WWW.LASPARKS.COM



2016 SCHEDULE



LOS ANGELES SPARKS presented by EquiTrust
Life Insurance Company



1997 2016

2016 SCHEDULE

20TH SEASON

MAY

SUN	MON	TUE	WED	THU	FRI	SAT
1	2	3	4	5	6	7
8	9	10	11	12	13	14
SEA 2:00PM	16	17	18	19	@WAS 4:00PM	@NY 3:00PM
22	23	ESPWZ @CHI 4:00PM	25	@CON 4:00PM	27	28
29	30	31				

JUNE

SUN	MON	TUE	WED	THU	FRI	SAT
			1	SA 7:30PM	3	@SA 5:00PM
5	6	ESPWZ NY 7:00PM	8	9	10	@DAL 5:30PM
12	13	CHI 7:30PM	15	16	PHX 7:30PM	18
19	20	MIN 12:30PM	22	23	@MIN 5:00PM	25
CON 2:00PM	27	ESPWZ DAL 7:00PM	29	ATL 12:30PM	30	

HOME **AWAY** ALL TIMES PST

*ALL DATES AND TIMES SUBJECT TO CHANGE

**SEASON MEMBERSHIPS &
GROUP TICKETS ON SALE NOW!**

844.GO.SPARKS | LASPARKS.COM

JULY

SUN	MON	TUE	WED	THU	FRI	SAT
					1	2
3 NY 2:00PM	4	5	6 IND 7:30PM	7	8	9
10 WAS 4:00PM	11	12	@CHI 9:30AM	14	@CON 4:00PM	16
@ATL 12:00PM	18	ESPWZ @IND 5:00PM	20	21	@WAS 4:00PM	23
24	25	26	27	28	29	30
31						

OLYMPIC BREAK

AUGUST

SUN	MON	TUE	WED	THU	FRI	SAT
21	22	23	24	25	@SEA 7:00PM	27
ESPWZ @PHX 6:00PM	29	30	31			

SEPTEMBER

SUN	MON	TUE	WED	THU	FRI	SAT
				@SA 5:00PM	@DAL 5:30PM	3
4 IND 4:00PM	5	6 MIN 7:30PM	7	8 ATL 7:30PM	9	10
@SEA 4:00PM	12	PHX 7:30PM	14	15	SA 7:30PM	17
18	19	20	21	22	23	24
25	26	27	28	29	30	





MEDIA INFORMATION

CREDENTIALS

All requests should be made via e-mail to the Sparks Communications Department at least 24 hours PRIOR to the game you wish to cover. NO CREDENTIAL REQUESTS WILL BE HONORED ON GAME DAY. Please make certain all requests for credentials are confirmed by Sparks Communications prior to arriving at STAPLES Center. Credentials may be picked up at the primary entrance adjacent to 11th street (between Figueroa and Georgia streets) beginning two hours prior to game time. Credentials must be worn and visible at all times and are non-transferrable.

CHICK HEARN PRESS ROOM

The Chick Hearn Press Room is located near the primary media entrance adjacent to 11th street on the Event Level. The stairway from the primary entrance as well as the elevator leads directly to the press room.

PRE AND POST GAME INTERVIEWS

In accordance with WNBA policy, the Sparks and the visitors' locker rooms will be open to members of the media for 30 minutes ending 1 hour before the start of the game (e.g., media access shall be granted from 6:00–6:30 p.m. for a 7:30 p.m. game).

Locker rooms are re-opened to the media after the game following a 10-minute cooling down period and will remain open for 30 minutes. Players and coaches are available for interviews at those times. Only working members of the press with valid credentials will be admitted to the locker rooms. ABSOLUTELY NO AUTOGRAPHS OR PERSONAL PHOTOS ALLOWED DURING MEDIA ACCESS PERIOD.

GAME NOTES AND STATISTICS

Game notes, rosters and stats are available in the press room two hours prior to game time. Statistics are distributed to the working media at the conclusion of each quarter as well as first half boxes and final boxes. Post-game notes and quotes are distributed following the game.

PHOTOGRAPHERS

Limited space is available for still photographers along each baseline, with exact locations to be determined on game day. ABSOLUTELY NO TRIPODS ALLOWED. Photographers must stay in their designated areas, and are asked to be considerate of print media and fans directly in their viewing area.

MEALS

Beverages and snacks will be available in the Chick Hearn Press Room before and during the game.

TELEPHONE COMPANY CONTACTS

For lines and instruments, please contact Laura Geery, STAPLES Center Telecommunications Manager at (213) 742-7246.

RADIO/TELEVISION

Technical Contact
Stacey Mitch, smitch@la-sparks.com

PRACTICE POLICY

Approximately the final 30 minutes of each practice will be open to the media, with players and coaches available for brief interviews immediately following practice. Please contact Stacey Mitch in the Sparks Communications Department to confirm practice times, sites and the availability of players and coaches.

LOS ANGELES SPARKS COMMUNICATIONS DEPARTMENT

Stacey Mitch
Director, Communications
smitch@la-sparks.com

Joseph Anderson
Coordinator, Communications
janderson@la-sparks.com





QUICK INFORMATION

TEAM COLORS

Sparks Purple, Gold and Teal

HOME COURT

STAPLES Center (Opened 1999)
Capacity for WNBA games: 13,154
1111 S Figueroa St
Los Angeles, CA 90015

PRIMARY PRACTICE FACILITY

Galen Center
University of Southern California
3400 S Figueroa St
Los Angeles, CA 90089

TICKET PRICES

\$270, \$160, \$74, \$48, \$32, \$23, \$18

TICKET OUTLETS

STAPLES Center Box Office and AXS. Tickets can be purchased by calling 877-44-SPARKS (772757) or by visiting the AXS.com.

SOCIAL

Website
www.LASparks.com

Facebook
facebook.com/LosAngelesSparks

Twitter
[@LA_SPARKS](https://twitter.com/LA_SPARKS)

Instagram
[@LA_SPARKS](https://instagram.com/LA_SPARKS)

Snapchat
[@LA-SPARKS](https://snapchat.com/@LA-SPARKS)



STAPLES CENTER

2016 SEATING & PARKING MAP





WNBA LEAGUE INDEX

NEW YORK OFFICE:

Women's National Basketball Association
 Olympic Tower, 645 Fifth Avenue
 New York, NY 10022
 Main Number: (212) 688-WNBA (9622)
 Fax Number: (212) 750-WNBA (9622)
www.wnba.com

NEW JERSEY OFFICE:

100 Plaza Drive
 Secaucus, NJ 07094
 Main Number: (201) 865-1500
 Fax Number: (201) 974-5973

NBA STORE:

590 Fifth Avenue
 New York, NY 10103
 Main Number: (212) 515-6221

WNBA PUBLIC RELATIONS CONTACTS

645 Fifth Avenue, New York, NY 10022
 (212) 688-WNBA (9622)
 Fax: (212) 407-8044

WNBA Communications

Dina Skokos
 Senior Director, WNBA Communications
 14th Floor
 Email: dskokos@nba.com
 Office: 212-407-8840
 Cell: 201-682-9443
 Fax: 212-407-8044

Ron Howard
 Director, WNBA Communications
 14th Floor
 Email: rhoward@nba.com
 Office: 212-407-8641
 Cell: 201-293-1068
 Fax: 212-407-8044

Sam Tager
 Senior Specialist, WNBA Communications
 14th Floor
 Email: stager@nba.com
 Office: 212-407-8358
 Cell: 201-293-1438
 Fax: 212-407-8044

WNBA.com

Jim Reilly
 Senior Digital Production Specialist, Interactive Services
 Email: jreilly@nba.com
 Office: 201-974-6168

Community Relations

Todd Jacobson
 Senior Vice President, Social Responsibility
 19th Floor
 Email: tjacobson@nba.com
 Office: 212-407-8241
 Cell: 201-654-2889

2016 WNBA KEY DATES

April 14	WNBA Draft 2016
April 24	Training Camp Opens
April 29	Pre-Season Games Begin
May 13	Regular Season begins
May 14	WNBA Tip-off 2016 presented by Boost Mobile
July 23-August 24	Olympic Break
August 30	Trade Deadline
September 18	Regular season ends
September 21	WNBA Playoffs presented by Boost Mobile begins
October 20	Last possible date WNBA Finals presented by Boost Mobile ends

2016 WNBA Officials Chart (Numerical)

Name	Uniform #	Name	Uniform #
Sue Blauch	4	Tommy Nunez	30
Natalie Sago	5	Amy Bonner	31
Karleena Tobin	6	Maj Forsberg	34
Billy Smith	7	Katie Lukanich	36
Daryl Humprey	8	Michael Price	39
JB DeRosa	14	Cheryl Flores	41
Fatou Cissoko-Stephens	15	Roy Gulbeyan	42
Isaac Barnett	16	Brenda Pantoja	43
Kurt Walker	18	Janetta Graham	44
Tiara Cruse	19	Tom Mauer	45
Byron Jarrett	21	Tim Greene	46
Tony Dawkins	24	Vladimir Voyard-Tadal	48
Tiffany Bird	25	Kevin Sparrock	49
Jonathan Sterling	26	Jeff Smith	53
		Eric Brewton	55
		Don Hudson	57
		Jeff Wooten	62
		Aaron Smith	70





STAFF DIRECTORY

STAFF DIRECTORY

OWNERSHIP

Ownership.....Investment group led by
Earvin "Magic" Johnson and Mark R. Walter

BUSINESS OPERATIONS

President/COOChristine N. Simmons
Vice President, Corporate PartnershipsKevin Connell
Sr. Director, Communications/Community Relations.....Stacey Mitch
Director, Game Operations.....Lindsay Rodolico
Manager, Marketing.....Michelle Duncan
Coordinator, Corporate PartnershipsCay Young
Coordinator, Communications.....Joseph Anderson
Coordinator, Community Relations.....Rachel Porter
Office Manager.....Angel Guillen

BASKETBALL OPERATIONS

Executive Vice President/General Manager.....Penny Toler
Head Coach.....Brian Agler
Assistant Coach.....Amber Stocks
Assistant Coach.....Tonya Edwards
Executive Assistant to EVP/GM.....Angela Bryant
Scout/Team ManagerThomas Archie
Basketball Operations/ScoutMichael Fischer
Athletic Trainer.....Courtney Watson
Strength CoachKelly Dormandy
Video Coordinator.....Simeon Spurling

SALES & SERVICE

Vice President, Ticket SalesDanita Johnson
Manager, Ticket Operations & Human ResourcesShona Myers
Sr. Member Relations SpecialistRomela Kurdoglyan
Sr. Account Executive/Group Sales.....Emilia Lopez
Account Executive.....Kristin Welch
Account Executive.....Jabari Smith
Account Executive.....Simon Sebat

BROADCASTING

Play by Play, Television & WNBA Live AccessJim Watson
Color Analyst, Television & WNBA Live Access.....Mary Murphy

GAME ENTERTAINMENT

Manager, Game EntertainmentConrad Williams
In-Game HostBobby Neeley
In-Game DJ.....DJ Mal-Ski
PA Announcer.....Huisha Bush





FRONT OFFICE

2016 LOS ANGELES SPARKS MEDIA GUIDE
CELEBRATING THE 20TH ANNIVERSARY OF THE WNBA





OWNERSHIP

EARVIN "MAGIC" JOHNSON

OWNER, LOS ANGELES SPARKS



Earvin "Magic" Johnson has become the most powerful African-American businessman in the world. Having left the basketball court for the boardroom, today Mr. Johnson is Chairman and CEO of Magic Johnson Enterprises (MJE), which provides high-quality products and services that focus primarily on ethnically diverse and underserved urban communities through strategic alliances, investments, consulting and endorsements. The business mogul has successfully parlayed his skills and tenacity on the court into the business world, propelling his company to the status of #1 Brand in Urban America.

In 2012, as a member of Guggenheim Baseball Management (GBM), he became an owner of the Los Angeles Dodgers, a Major League Baseball Franchise and in 2014 with some of the partners from GBM purchased the Los Angeles Sparks of the WNBA.

Mr. Johnson also serves as Chairman and Founder of the Magic Johnson Foundation, where his unwavering commitment to transform Urban America continues through HIV/AIDS Awareness & Prevention Programs, Community Empowerment Centers, and the Taylor Michaels Scholarship Program. The Foundation currently has 160 students on scholarship through their Taylor Michaels Scholarship Program, 18 empowerment centers that helps to bridge the digital divide, 5 HIV/AIDS Clinics assisting all patients regardless of their ability to pay and has tested over 40,000 individuals. Mr. Johnson is committed to bringing jobs and brand-named businesses to underserved communities. What he BELIEVES is reflected in what he DOES – and what he has and continues to do is to make a difference in the lives of urban America.

The conglomerate is comprised of multiple business entities and partnerships that include Yucaipa Johnson, a \$500 million dollar private equity fund, ASPIRE, an African-American television network, SodexoMAGIC, a food service and facilities management company, Magic Johnson Bridgescape Academies, a high school drop-out prevention program, Clear Health Alliance, a healthcare provider with a specialty plan for HIV/AIDS patients, Magic Airport Holdings including Magic Johnson Sports, and Inner City Broadcasting Corporation.





OWNERSHIP



MARK R. WALTER

OWNER, LOS ANGELES SPARKS



Mr. Walter is the Chairman and controlling owner of the Los Angeles Dodgers. Mr. Walter is also Chief Executive Officer and a member of the Board and Executive Committee of Guggenheim Capital, LLC. Mr. Walter serves as a trustee/director of several organizations including the Solomon R. Guggenheim Foundation, Security Benefit Corporation and the EquiTrust Life holding company. He is also a controlling shareholder of Delaware Life Holdings. Mr. Walter grew up in Iowa and received a B.S. from Creighton University and a J.D. from Northwestern University.

STAN KASTEN

OWNER, LOS ANGELES SPARKS



Stan Kasten became president and CEO of the Los Angeles Dodgers on April 30, 2012. For more than three decades, Kasten has been a highly-respected sports figure and has developed a reputation for creating winning sports franchises.

In 1999, Kasten became the first sports figure to hold the title of president of three different teams in three different major sports simultaneously. He accomplished this unique feat with Major League Baseball's Atlanta Braves, the National Basketball Association's Atlanta Hawks and the National

Hockey League's Atlanta Thrashers. Kasten's professional career is highlighted by the Braves' 1995 World Championship. During his tenure, the Braves and Hawks made a combined 30 post-season appearances and claimed 15 division titles, including 12 in a row in the Braves' unprecedented run from 1991-2003. He was president of the Washington Nationals from 2006-10, where he worked to re-energize a dormant baseball fan base and simultaneously established a crown jewel franchise in Washington, D.C.

Kasten has been a member of numerous MLB, NBA and NHL ownership committees during his professional career, including NBA committees on marketing, player pensions and expansion and the NBA Board of Governors, MLB's owners negotiating committee and chairman of the Player Personal Development Committee, and the NHL's Board of Governors and its executive committee. He is also a former trustee of the Naismith Basketball Hall of Fame. Throughout his impressive sports career, Kasten has relied on three pillars – scouting and player development, enhancing the fan experience and community outreach – to establish franchises built for long-term success on and off the field. In 1979, at age 27, Kasten became the youngest general manager in NBA history with the Hawks. He held the position until 1990. Kasten became the Hawks' president in 1986.

During his lengthy tenure in the Hawks' front office, Kasten became the first -- and only -- NBA executive to win back-to-back Executive of the Year awards in 1986-87. With the help of future NBA Hall of Famer Dominique Wilkins, Kasten was able to build Atlanta into a perennial playoff contender, posting four consecutive 50-win seasons from 1986-89, and set franchise attendance records. In the 1990s, Kasten guided Atlanta to a stretch of seven consecutive playoff appearances, including three 50-win seasons.

Kasten also became president of the Braves in 1986. From 1987-2003, the Braves won more games than any other team in MLB. As president of the Braves, Kasten helped assemble talented teams that consistently competed for a world championship. Led by manager Bobby Cox, the Braves teams of that era were built around a deep pitching staff that featured Greg Maddux, Tom Glavine, Steve Avery and John Smoltz. The cornerstone of the Braves' lineup was All-Star third baseman Chipper Jones. From 1991-2005, the Braves won 14 consecutive division titles, five National League pennants and the 1995 World Series. In 1999, when the NHL awarded Atlanta an expansion team, Kasten added the title of president of the Thrashers, as well as chairman of the newly constructed Philips Arena. He was also involved in the design and construction of Turner Field. Kasten held all three positions until 2003, when he stepped down.

On Jan. 24, 2014, Kasten was elected to the LA84 Foundation's board of directors. LA84 is the legacy of the 1984 Olympic Games in Los Angeles and primary funder of youth athletics in Southern California. Four days later, on Jan. 28, he was named 2013 Sports Executive of the Year by the Los Angeles Sports Council.

A native of Lakewood, N.J., Kasten is a graduate of New York University and Columbia University Law School. Kasten and his wife, Helen, have four children: Alana, Corey, Sherry and Jay.





OWNERSHIP

FRONT OFFICE

OWNERSHIP

TODD BOEHLY

OWNER, LOS ANGELES SPARKS



Todd Boehly is a partner of Guggenheim Baseball Management. He became part owner of the Los Angeles Dodgers on April 30, 2012. Boehly is also president of Guggenheim Partners, a privately held, global financial services firm with more than \$180 billion in assets under management, and member of the Firm's Executive and Management Committees.

Mr. Boehly joined Guggenheim in 2001 in order to build and manage the firm's credit investing activities. He also led several transactions for Guggenheim, its shareholders, and its clients such as the demutualiza-

tion and recapitalization of Security Benefit, Guggenheim's acquisition and integration of Rydex, the media transaction for the Los Angeles Dodgers, the acquisition of Dick Clark Productions, and the creation of Guggenheim Media.

Mr. Boehly also serves as the Chairman of the Board for Security Benefit, an insurance company dedicated to individual clients and their wealth preservation, is on the Guggenheim Museum Board, is a trustee for the Brunswick School and is a Board Member for FACES.

Before joining Guggenheim, Mr. Boehly worked at Whitney & Co. and Credit Suisse First Boston.

Mr. Boehly received his BBA from the College of William & Mary and spent a year abroad at the London School of Economics.

ROBERT L. PATTON, JR.

OWNER, LOS ANGELES SPARKS



Robert L. Patton, Jr. is a partner of Guggenheim Baseball Management. He became part owner of the Los Angeles Dodgers on April 30, 2012. Patton resides in Fort Worth, Texas, where he was born and raised. Patton principally operates oil and gas properties in Texas and Kansas and has additional investments in many other sectors, including ranching and insurance. Patton serves on the Board of Security Benefit Corporation and the Advisory Council of the University of Texas College of Liberal Arts.

Patton received a B.B.A. from the University of Texas as well as a J.D. from St. Mary's University and LLM from Southern Methodist University.



PRESIDENT/COO

CHRISTINE N. SIMMONS

President & Chief Operations Officer



Christine Simmons enters her second season as president & chief operations officer of the Los Angeles Sparks.

Christine leads all aspects of the team's business operations including ticket and sponsorship sales and service, marketing, game operations, communications, community relations and finance.

Named to her current role following the 2014 season, she oversaw the Sparks day-to-day operations during its first season under the ownership group led by Earvin "Magic" Johnson and Mark R. Walter while also serving as an Executive Vice President with Magic Johnson Enterprises.

With over a decade of leadership experience in creating strategic alliances, leading business development and driving corporate initiatives, Christine has helped shape the business models for many Fortune 500 corporations and multi-million dollar companies.

A proud UCLA graduate, she serves as President-Elect of the Board of the UCLA Alumni Association and in 2012 was named Alumna of the Year by the UCLA Black Alumni Association.

She is an active member of the Los Angeles community, serving on the Board of Directors for the Jenesse Center, the LA Sports Council, the Positive Coaching Alliance and on the NBA's Global Inclusion Council.

Her dedication and passion for giving back has earned her a number of honors including her most recent honor: Los Angeles African American Women's Public Policy Institute's 2015 Women in Action honoree.





SPARKS BASKETBALL

2016 LOS ANGELES SPARKS MEDIA GUIDE
CELEBRATING THE 20TH ANNIVERSARY OF THE WNBA



EXECUTIVE VP/GM

PENNY TOLER

Executive Vice President & General Manager



The longest standing general manager in the WNBA, Penny Toler enters her 18th season leading the Sparks basketball operations. In 1997, Toler scored the first basket in the WNBA and in 2014, she became the only female in professional sports to have consecutively been a player, executive and head coach for the same team when she took over the reins as head coach midway through the season.

Toler has served as general manager/vice president since her retirement as a player in November 1999, promoted to executive

vice president/general manager in 2012. Her skills at roster-building and keen sense of basketball operations are complemented by her years as a professional athlete, making her one of the most respected general managers in the game.

In her 16 seasons as general manager, Toler has guided the team to two WNBA titles (2001,2002), three conference championships (2001-2003) and 15 postseason appearances (1999-06 and 2008-10, 2012-15). Named general manager just prior to the 2000 season, she compiled back-to-back WNBA Championship teams two seasons into her tenure, to give Los Angeles titles in 2001 and 2002. Among all professional men and women sports leagues, Toler became the fastest person to go from being a player to general manager status to winning a championship in two years.

She added the title of head coach to her resume in 2014, taking over as head coach with 12 games remaining in the regular season. Toler guided the Sparks to a 6 – 6 (.500) record, leading the Sparks to its record-setting 14th WNBA postseason appearance. Following the end of the 2014 season, she hung up her coaching board to return to her dual role as general manager/executive vice president heading into the 2015 season.

As a player, she scored the first basket in WNBA history on June 21, 1997 vs. the New York Liberty, and finished the inaugural season as the Sparks' second leading scorer with 13.1 points per game. The following season, she shot an impressive 41.7% from three-point range to rank second in the WNBA while finishing fifth in the league in assists at 4.8 per game.

After three seasons, she hung up her basketball shoes following the 1999 season with WNBA career averages of 10.0 points, 2.8 rebounds and 4.0 assists in 88 games played. She retired from playing professional basketball with a combined 13 years overseas/WNBA experience.

In addition to the Sparks, she was also a member of the USA Basketball Women's Competition Committee where she assisted in the selection of three gold medal winning teams: the 2002 World University Championship games, the 2004 Olympic team and the 2008 Olympic team. In an effort to advance the women's game, she was also a strong advocate in implementing the 24- second shot clock and turning the two, 20-minute halves into four, 10-minute quarters.

In 2006, she again made history when the Sparks retired #11 in recognition of her playing and management career, becoming the first female athlete to have her jersey retired at STAPLES Center.

Toler graduated from Long Beach State University in 1989 where she set several school records including career assists (513) and career free-throw percentage (.795). A member of two Final Four teams, (1987 and 1988) under Coach Joan Bonvicini, she earned Kodak All-America honors, Pacific Coast Athletic Association Player of the Year and Co-Big West Player of the Year recognition in 1988 and 1989. She scored 2,193 points in three seasons of play at LBSU (sitting out the 1985-86 season after transferring from San Diego State). Toler's impressive collegiate career was recognized with her induction into the LBSU Hall of Fame in 1995 and a jersey retirement ceremony in 2007 by the Forty-Niner Athletics Department.

Beyond the WNBA, Toler combined her sense of community and business savvy and began her "Points from Penny" program in 1998. The goal of the program is to teach youth in the Los Angeles and Las Vegas areas the fundamentals of basketball, the importance of teamwork and the value of competition. The program was nominated for several awards during its tenure including: the American Express Entrepreneurial Spirit Award. Since that time she has focused on bringing the same type of community-oriented programs to the Sparks front office.

Toler's hobbies include going to the movies, getting interior design tips from HGTV and mentoring. She also sits on the Long Beach State Advisory Committee for the sports management program. Raised in Washington D.C. with three brothers and four sisters, Toler resides in Los Angeles.





HEAD COACH

BASKETBALL STAFF

HEAD COACH

BRIAN AGLER

Head Coach



On January 5, 2015, Brian Agler joined the Los Angeles Sparks as the 12th head coach in franchise history, bringing with him over 30 years of head-coaching experience, including 11 in the WNBA.

In his first season with LA and 12th in the WNBA, Agler led the Sparks to a league-best 15th postseason appearance, finishing 4th in the Western Conference standings (14-20). The all-time winningest coach in women's professional basketball history, Agler enters the 2016 season two wins shy of 200 career WNBA (198) regular season wins to go along with his 78 wins in the ABL.

Agler came to the Sparks from Seattle, where he led the Storm to six consecutive playoff appearances (2008-2013) in seven years. He compiled a 136-102 (.571) record during his time in the Pacific Northwest, including his 212th career (WNBA and ABL) victory in 2012. The win on June 1 against the Tulsa Shock moved him past Van Chancellor (211), former coach of the Houston Comets, to become the all-time winningest coach in women's professional basketball.

In 2010 the Storm captured the league's championship title, its second, with an impressive regular season record of 28-6 and an undefeated playoff record of 7-0. Additionally, Coach Agler was recognized as the WNBA's Coach of the Year. Prior to joining the Storm in 2008, Agler was the head coach and general manager of the expansion team Minnesota Lynx from 1999-2002, where he compiled a 42-54 (.438) record. Before being named the first coach of the expansion Lynx, Agler served as the head coach of the Columbus Quest of the ABL from 1996-1999, compiling an 82-22 record. He led the Quest to back-to-back ABL championships in 1997 and 1998 and was named the ABL Coach of the Year for the 1996-97 season.

Agler completed his third season as an assistant coach for the San Antonio Silver Stars in 2007. Prior to joining San Antonio, he served as an assistant coach with the Phoenix Mercury in 2004 and helped guide the team to a 17-17 record after the Mercury finished with an 8-26 record in 2003.

Agler spent 15 seasons coaching among the collegiate ranks, including 13 seasons as a head coach. He posted an impressive collegiate record of 248-135 (.648 winning percentage). From 1993-96 he served as the head women's basketball coach at Kansas State. In 1998, Agler took over as the head women's coach at the University of Missouri-Kansas City. In five seasons at UMKC, Agler was 85-54 and took the Kangaroos from a 9-16 record in 1988-89 to four straight winning seasons with 17 or more victories.

As the head women's basketball coach at Northeast Oklahoma A&M Junior College from 1984-88, Agler compiled a 124-42 record (.747 winning percentage). In 1985-86, NEO A&M was ranked second nationally and posted a 30-2 record.

Agler attended Wittenberg University in Springfield, Ohio, where he starred on the basketball team for four seasons. He led the Tigers to their only NCAA Division III Championship in basketball as a freshman. He started all 112 games during his college career, leaving the school as the all-time assist leader (481). Agler helped lead his team to a 91-21 record during his four years with the Tigers, and was named most valuable player in the Ohio Athletic Conference and first-team All-America as a senior. In 1995, he was inducted into the Wittenberg Hall of Honor.

In 1980, Agler graduated with a degree in special education and physical education. He received his master's degree in education from Pittsburg State University (Pittsburg, Kansas) in 1985. Agler and his wife Robin, have one son, Bryce, and one daughter, Taylor.

WNBA CAREER HEAD COACHING STATS

Season	Team	Record	Pct.	Playoffs	Pct.
2015	Los Angeles Sparks	14-20	.412	1-2	.333
2014	Seattle Storm	12-22	.353		
2013	Seattle Storm	17-17	.500	0-2	.000
2012	Seattle Storm	16-18	.471	1-2	.333
2011	Seattle Storm	21-13	.636	1-2	.333
2010	Seattle Storm	28-6	.824	7-0	1.000
2009	Seattle Storm	20-14	.588	1-2	.333
2008	Seattle Storm	22-12	.647	1-2	.333
2002	Minnesota Lynx	6-13	.316		
2001	Minnesota Lynx	12-20	.375		
2000	Minnesota Lynx	15-17	.469		
1999	Minnesota Lynx	15-17	.469		
WNBA TOTALS		198-189	.511	12-12	.500



COACHING STAFF

AMBER STOCKS

Assistant Coach



Amber Stocks joined the Los Angeles Sparks coaching staff on April 14, 2015, bringing with her 13 years of coaching experience both in the WNBA and at the collegiate level.

A veteran women's collegiate basketball coach and analyst, Stocks joins Los Angeles for her first coaching stint in the WNBA. Most recently she served the past year as a men's and women's basketball analyst for ESPN3 and Big East Digital Network. Prior to moving to the television side, she was the program director and head coach of the Tucson HEAT Basketball Association in Arizona (2009-2013).

Stocks served as an assistant women's basketball coach at Xavier University from 2002-2009. During her years with Xavier, she helped put together six 20-win seasons and six national postseason appearances, including four NCAA Tournaments. Prior to joining Xavier in 2002, Stocks spent two seasons as women's director of basketball operations for the University of Tennessee, working closely with then Lady Vols head coach Pat Summitt on the daily operations of the program. She was part of the staff that helped lead Tennessee to two regular season SEC Championships and advanced to the 2002 Final Four.

Stocks is also a certified strength and conditioning coach, overseeing strength and conditioning at the University of Notre Dame (1999-2000) and serving on the staff for the University of Cincinnati and Xavier (1998 – 1999) during her undergraduate careers. She attended the University of Cincinnati where she was a four-time Bearcat Scholar honoree, three-time Defensive Player Award recipient and helped lead the Bearcats to a Conference USA Championship. She graduated from UC in 1999 with a bachelor's degree in health promotion and education.

TONYA EDWARDS

Assistant Coach



Tonya Edwards enters her first season as an assistant coach with the Sparks, bringing 18 years of coaching experience to her first coaching stint in the WNBA.

Edwards is reunited with head coach Brian Agler whom she played for in both the ABL (Columbus Quest) and the WNBA (Minnesota Lynx). Drafted in 1999 by Agler, then head coach of the Lynx, she was named a WNBA All-Star as a rookie, and went on to play five seasons in the league with Minnesota, Phoenix, and Charlotte before finishing her playing career overseas.

Most recently, Edwards served as the head coach of Alcorn State University (2008-15), where she led the Lady Braves to the SWAC

Championship game in 2012 and was named 2010-11 SWAC Coach of the Year. Prior to Alcorn State, Edwards served as an assistant coach at the University of Detroit-Mercy (2006-08), the Chicago Blaze (2005) of the National Women's Basketball League and two seasons at Mott Community College. (1990-92).

Her coaching career began at her alma mater, Northwestern Community High School, where she earned a 78-23 record in four seasons (1991-94), winning a state title in 1993 while subsequently being named the Michigan High School Coach of the Year.

Edwards attended the University of Tennessee (1986-1990), where she won two national championships with the Lady Vols (1987, 1989) and was named most valuable player in the 1987 NCAA Tournament. She finished her career with 1,309 points and was inducted into the UT Hall of Fame in 2006.



THE LOS ANGELES SPARKS

2016 LOS ANGELES SPARKS MEDIA GUIDE
CELEBRATING THE 20TH ANNIVERSARY OF THE WNBA

2016 HEADSHOT CHART



PLAYER INFORMATION

2016 HEADSHOT CHART



0 **Alana Beard**

Position: Guard/Forward
Height: 6-1 / **Weight:** 160
Yrs: 12 / **College:** Duke



10 **Evgeniia Belyakova**

Position: Forward
Height: 6-0 / **Weight:** 150
Yrs: R / **From:** Russia



17 **Essence Carson**

Position: Forward/Guard
Height: 6-0 / **Weight:** 163
Yrs: 8 / **College:** Rutgers



23 **Ana Dabovic**

Position: Guard
Height: 6-0 / **Weight:** 163
Yrs: 1 / **From:** Serbia



28 **Jelena Dubljevic**

Position: Forward
Height: 6-3 / **Weight:** 179
Yrs: R / **From:** Montenegro



12 **Chelsea Gray**

Position: Guard
Height: 5-11 / **Weight:** 170
Yrs: 1 / **College:** Duke



42 **Whitney Knight**

Position: Guard
Height: 6-3 / **Weight:** 156
Yrs: R / **College:** FGCU



42 **Jantel Lavender**

Position: Center
Height: 6-4 / **Weight:** 185
Yrs: 5 / **College:** Ohio State



30 **Nneka Ogwumike**

Position: Forward
Height: 6-2 / **Weight:** 174
Yrs: 4 / **College:** Stanford




3 **Candace Parker**

Position: Forward/Center
Height: 6-4 / **Weight:** 175
Yrs: 8 / **College:** Tennessee



20 **Kristi Toliver**

Position: Guard
Height: 5-7 / **Weight:** 130
Yrs: 7 / **College:** Maryland



21 **Ann Wauters**

Position: Center
Height: 6-4 / **Weight:** 193
Yrs: 8 / **From:** Belgium



Tonya Edwards
Position: Assistant Coach
Exp: 1st Season (1st Overall)
College: Tennessee



Brian Agler
Position: Head Coach
Exp: 2nd Season (13th Overall)
College: Wittenburg '80



Amber Stocks
Position: Assistant Coach
Exp: 2nd Season (2nd Overall)
College: Cincinnati '99



2016 SPARKS ROSTER

2016 ALPHABETICAL ROSTER

#	Name	Pos.	Ht.	Wt.	Birthdate	College/From	Exp.
0	Alana Beard	G/F	6-1	160	5/14/82	Duke	12
10	Evgeniia Belyakova	F	6-0	150	6/27/86	Russia	R
17	Essence Carson	F/G	6-0	163	7/28/86	Rutgers	8
23	Ana Dabovic	G	6-0	157	8/18/89	Serbia	1
28	Jelena Dubljevic	F	6-3	179	5/7/87	Montenegro	R
12	Chelsea Gray	G	5-11	170	10/8/92	Duke	1
35	Whitney Knight	G	6-3	156	1/9/3	FGCU	R
42	Jantel Lavender	F/C	6-4	185	11/12/88	Ohio State	5
30	Nneka Ogumike	F	6-2	174	7/02/90	Stanford	4
3	Candace Parker	F/C	6-4	175	4/19/86	Tennessee	8
20	Kristi Toliver	G	5-7	130	1/27/87	Maryland	6
21	Ann Wauters	C	6-4	193	10/12/80	Belgium	8

Head Coach:

Brian Agler (Wittenburg '80)

Athletic Trainer: Courtney Watson**Assistant Coaches:**

Tonya Edwards (Tennessee '90)

Amber Stocks (Cincinnati '99)

Pronunciation List:

Alana Beard – Ah-LAY-nah
 Evgeniia Belyakova – ZHAYNE-yah Bell-UH-cove-UH
 Ana Dabovic – On-A DOB o VHIGH
 Jelena Dubljevic – Yell-uh-nuh DOOB-luh-vich
 Jantel Lavender: JANN-tell
 Nneka Ogumike: NEH-kuh Oh-gwoo-MIH-kay
 Ann Wauters: ON Waters

2016 NUMERICAL ROSTER

#	Name	Pos.	Ht.	Wt.	Birthdate	College/From	Exp.
0	Alana Beard	G/F	6-1	160	5/14/82	Duke	12
3	Candace Parker	F/C	6-4	175	4/19/86	Tennessee	8
10	Evgenia Belyakova	F	6-0	150	6/27/86	Russia	R
12	Chelsea Gray	G	5-11	170	10/8/92	Duke	1
17	Essence Carson	F/G	6-0	163	7/28/86	Rutgers	8
20	Kristi Toliver	G	5-7	130	1/27/87	Maryland	6
21	Ann Wauters	C	6-4	193	10/12/80	Belgium	8
23	Ana Dabovic	G	6-0	157	8/18/89	Serbia	1
28	Jelena Dubljevic	F	6-3	179	5/7/87	Montenegro	R
30	Nneka Ogumike	F	6-2	174	7/02/90	Stanford	4
35	Whitney Knight	G	6-3	156	1/9/3	FGCU	R
42	Jantel Lavender	F/C	6-4	185	11/12/88	Ohio State	5

Head Coach:

Brian Agler (Wittenburg '80)

Athletic Trainer: Courtney Watson**Assistant Coaches:**

Tonya Edwards (Tennessee '90)

Amber Stocks (Cincinnati '99)





ALANA BEARD

2016 LOS ANGELES SPARKS MEDIA GUIDE

#0 ALANA BEARD

Position: Guard/Forward
Height: 6'1"
Weight: 160
Date of Birth: 05/14/82
College: Duke
Pro Experience: 12



2015 STATS

7.8 PPG
3.1 RPG
1.2 SPG



2015 SEASON HIGHS

Points..... 20, @ SEA 6/6
Field Goals..... 8, @ SEA 6/6
3-Point Field Goals..... 1, @ SAN 8/2
Free Throws..... 4, @ SEA 6/6
Offensive Rebounds..... 1, 3 Times
Defensive Rebounds..... 6, Twice
Total Rebounds..... 7, Twice
Assists..... 7, Twice
Steals..... 4, @ CHI 7/31
Blocks..... 2, vs. WAS 9/3
Minutes..... 34, vs. SEA 6/14

CAREER HIGHS

Points..... 33, @ PHO 6/3/08
Field Goals..... 13, vs. 7/23/06
3-Point Field Goals..... 6, @ ATL 6/3/08
Free Throws..... 11, Twice
Offensive Rebounds.. 4, @ SAC 7/18/04
Defensive Rebounds..... 9, Twice
Total Rebounds..... 10, Twice
Assists..... 10, @ SAN 6/28/12
Steals..... 7, 3 Times
Blocks..... 4, Twice
Minutes..... 48, vs. IND 6/18/05

2015 REGULAR SEASON

Appeared in 14 games (11 starts)... Averaged 7.8 ppg, 3.1 rpg, 2.7 apg and 1.2 spg - 10th consecutive season with at least 1.0 steal per game... Scored a season-high 20 points on June 6 versus Seattle... Reached 4000th total career point in season opener on June 6 against Seattle... Played 300th career game on August 16 versus Chicago... Had missed 15 games of the regular season due to injury from June 16 through July 22 and on August 11...

CAREER

WNBA: Appeared in 305 career WNBA regular season games (301 starts) with Washington and Los Angeles, averaging 13.4 ppg, 3.5 rpg, 2.8 apg and 1.7 spg in 30.4 minutes... All-WNBA selection (second team, 2006)... Five-time WNBA All-Defensive Team selection (first team - 2007, second team - 2005, 06, 09, 2012, 14)... Four-time WNBA All-Star selection (2005-07, 09)... Washington Mystics franchise leader in points, field goals made, three-point field goals made, assists and steals... Five-time WNBA Player of the Week (most recent: 7/6-7/12/09)... Shot .431 (1535-



3564) from the field and .337 (266-790) from the three-point line during her career... **2014 (Los Angeles):** Appeared in 33 games (all starts)... Averaged 8.5 ppg, 2.6 rpg, 2.5 apg and 1.1 spg... Scored in double figures in nine games... Scored 15-plus points and 5-plus assists in three games... Recorded season-highs 17 points, 6 assists and 7 rebounds against Indiana (7/28)... Missed one game due to injury... **2013 (Los Angeles):** Appeared in 32 games (all starts)... Averaged 6.2 ppg, 2.3 rpg and 1.4 apg... Recorded a season-high eight rebounds vs. Connecticut (8/27)... Hit a game-winning shot with 10.2 seconds remaining against Seattle (7/20)... Scored a season-high 13 points on three occasions... **2012 (Los Angeles):** Appeared in all 34 games (33 starts)... Averaged 11.4 ppg, 3.3 apg and 2.2 rpg... Set a career-high 10 assists and a season-high 23 points at San Antonio (6/16)... Led the Sparks with 66 total steals... Tied for second on the team in assists... Recorded her 400th career steal vs. Seattle (8/18)... Finished the season ranked 6th among league leaders in steals per game (2.0 spg)... One of five Sparks players to average double digits in scoring... **2011 (Washington):** Missed 2011 season due to foot injury... **2010 (Washington):** Missed 2010 season due to off-season ankle surgery... **2009 (Washington):** Appeared in 31 games (30 starts)... Named as a starter in the WNBA 2009 All-Star game... Selected to the WNBA All-Defensive Second Team... Ranked third in the league in steals per game (2.3 spg)... Ranked tenth in the league in scoring (15.9 ppg)... Ranked fifth in the league in total steals (72)... Ranked eighth in the league in total field goals made (188)... **2008 (Washington):** Appeared in 33 games (all starts)... Ranked eighth in the league in steals per game (1.7 spg) and minutes played (1092)... Ranked 12th in the league in scoring (16.1 ppg)... Ranked 15th in the league in assists per game (2.8 apg)... Set a career-high 33 points at Phoenix (6/3)... Scored in double figures 25 times... Led the team in scoring 15 times... Led the team in points (532) for the fourth consecutive season... Recorded a team-high 55 steals... Recorded her 2,500th point against Connecticut (7/27)... **2007 (Washington):** Appeared in 33 games (all starts)... Named as a starter in the WNBA

2007 All-Star game... Selected to the WNBA 2007 All-Defensive First Team... Named WNBA Eastern Conference Player of the Week for games played August 12 through August 19... Ranked second in the league in minutes per game (35.4 mpg)... Ranked fourth in the league in scoring (18.8 ppg) and steals per game (1.9 spg)... Finished third in total field goals made (224)... Finished fourth in the league in total points (622)... Shot a career-high 84.7 percent from the free-throw line... Scored a season-high 29 points against Phoenix (6/20)... Led the team in scoring 20 times... Surpassed the 2,000 career point mark against Seattle (8/11)... Grabbed 500th career rebound against Houston (7/18)... Missed one game due to a shoulder injury... **2006 (Washington):** Appeared in 32 games (all starts)... Named as a starter in the WNBA 2006 All-Star game... Earned Second Team All-WNBA recognition... Selected to the WNBA 2006 All-Defensive Team... Ranked sixth in the league in scoring (19.2 ppg) and steals (1.8 spg)... Shot a career-high 49.5 percent from the field... Scored a season-high 30 points against Seattle (7/23)... Recorded her first double-double with 24 points and 10 rebounds against Indiana (6/27)... Missed two games due to an ankle injury... **2005 (Washington):** Appeared in 30 games (all starts)... Named to the WNBA 2005 All-Star team... Selected to the WNBA 2005 All-Defensive Second Team... Ranked ninth in the league in scoring (14.1 ppg)... Ranked 10th in the league in minutes per game (33.8 mpg)... Recorded a career-high seven steals against San Antonio... Played a career-high 48 minutes in a double overtime game against Indiana (6/18)... Led the team in scoring 13 times... Second on the team in assists per game (3.0 apg) and steals per game (1.5 spg)... **2004 (Washington):** Appeared in all 34 games (all starts)... Named to the WNBA 2004 All-Defensive Second Team... Candidate for WNBA 2004 Defensive Player of the Year and Rookie of the Year... First rookie in two seasons to be named WNBA Player of the Week for games played September 7 through September 12... Set a Mystics franchise record for most total steals in a season (69)... Averaged 13.1 ppg (41.8 FG%), 4.2 rpg, 2.7 apg and 2.0 spg... Led the team in scoring 15 times... Led the team in assists per game (2.7 apg) and steals per game (2.0 spg)... Averaged 22.5 ppg in the last six games of the season.

CAREER STATISTICS

WNBA REGULAR SEASON

Year-Team	GP	GS	-Field Goals-			-3 Field Goals-			-Free Throws-			-Rebounds-					-Averages-						
			MIN	FGM	FGA	PCT	3FGM	3FGA	PCT	FTM	FTA	PCT	OFF	DEF	TOT	AST	STL	BLK	PF	PTS	PPG	RPG	APG
2004-WAS	34	34	1025	159	380	.418	21	56	.375	107	149	.718	28	115	143	91	69	34	98	446	13.1	4.2	2.7
2005-WAS	30	30	1015	155	408	.380	32	101	.317	80	105	.762	25	105	130	90	45	9	87	422	14.1	4.3	3.0
2006-WAS	32	32	1000	232	469	.495	37	102	.363	113	149	.758	23	126	149	98	59	25	92	614	19.2	4.7	3.1
2007-WAS	33	33	1169	224	539	.416	47	146	.322	127	150	.847	25	114	139	99	64	24	105	622	18.8	4.2	3.0
2008-WAS	33	33	1092	187	474	.395	51	144	.354	107	146	.733	4	114	118	117	55	19	111	532	16.1	3.6	3.5
2009-WAS	31	30	985	188	438	.429	32	107	.299	84	114	.737	19	104	123	68	72	18	97	492	15.9	4.0	2.2
2010-WAS																							
2011-WAS																							
2012-LAS	33	33	1017	137	314	.436	35	87	.402	66	83	.795	10	61	71	109	66	13	91	375	11.4	2.2	3.3
2013-LAS	32	32	703	85	185	.459	1	8	.125	28	34	.824	13	59	72	45	40	10	72	199	6.2	2.3	1.4
2014-LAS	33	33	913	119	257	.463	8	28	.286	35	47	.745	19	67	86	84	37	15	86	281	8.5	2.6	2.5
2015-LAS	14	11	365	49	100	.490	2	11	.182	9	10	.900	3	40	43	38	17	7	31	109	7.8	3.1	2.7
Totals	305	301	9286	1535	3564	.431	266	790	.337	756	987	.766	169	905	1074	839	524	174	870	4092	13.4	3.5	2.8

WNBA PLAYOFFS

Year-Team	GP	GS	-Field Goals-			-3 Field Goals-			-Free Throws-			-Rebounds-					-Averages-						
			MIN	FGM	FGA	PCT	3FGM	3FGA	PCT	FTM	FTA	PCT	OFF	DEF	TOT	AST	STL	BLK	PF	PTS	PPG	RPG	APG
2004-WAS	3	3	102	18	41	.439	1	4	.250	13	13	1.000	2	13	15	9	6	8	8	50	16.7	5.0	3.0
2006-WAS	2	2	64	10	36	.278	1	5	.200	9	10	.900	2	8	10	2	6	2	6	30	15.0	5.0	1.0
2009-WAS	2	2	54	8	26	.308	1	8	.125	2	3	.667	1	3	4	5	2	0	6	19	9.5	2.0	2.5
2012-LAS	4	4	136	28	57	.491	0	7	.000	10	17	.588	1	8	9	14	7	1	11	66	16.5	2.3	3.5
2013-LAS	3	3	93	11	27	.407	0	1	.000	5	5	1.000	5	8	13	1	3	2	6	27	9.0	4.3	0.3
2014-LAS	2	2	48	6	16	.375	0	1	.000	0	0	.000	2	7	9	2	2	0	8	12	6.0	4.5	1.0
2015-LAS	3	3	105	8	24	.333	0	3	.000	3	4	.750	5	8	13	5	5	2	10	19	6.3	4.3	1.7
Totals	19	19	602	89	227	.392	3	29	.103	42	52	.808	18	55	73	38	31	15	55	223	11.7	3.8	2.0

PLAYOFFS

Has appeared in 19 career playoff games (all starts), averaging 11.7 ppg, 3.8 rpg and 2.0 apg... **2015 (Los Angeles):** Averaged 7.8 ppg, 3.1 rpg and 2.7 apg in three games (all starts) during Los Angeles' first-round series against Minnesota... Tied a playoff career-high four steals in game two on 9/20... **2014 (Los Angeles):** Averaged 6.0 ppg, 4.5 rpg and 1.0 apg in two games (all starts) during Los Angeles' first-series against Phoenix... **2013 (Los Angeles):** Averaged 9.0 ppg, 4.3 rpg and 0.3 apg in three games (all starts) during Los Angeles' first-round series against Phoenix... Set playoff career-highs with 39 minutes and four offensive rebounds in game two on 9/21... Tied a playoff career-high nine rebounds in game two on 9/21... **2012 (Los Angeles):** Averaged 16.5 ppg, 3.5 apg, 2.3 rpg and 1.8 spg in four games (all starts) during Los Angeles' first-round series against San Antonio and the Western Conference Finals against Minnesota... Tallied 18 points, three assists and two steals in her first postseason game with the Sparks in game one against San Antonio on 9/27... **2009 (Washington):** Averaged 9.5 ppg, 2.0 rpg and 2.5 apg in two games (all starts) during Washington's first-round series against Indiana... **2006 (Washington):** Averaged 15.0 ppg, 5.0 rpg and 1.0 apg in two games (all starts) during Washington's first-round series against Connecticut... **2004 (Washington):** First career playoff appearance (rookie year)... Averaged a playoff career-high 16.7 ppg, 5.0 rpg and 3.0 apg in three games (all starts) during Washington's first-round series against Connecticut... Led the team in points (16.7 ppg), rebounds (5.0 rpg), assists (3.0), steals (2.0 spg)... Set a playoff career-high 22 points and four blocked shots on 9/29... Recorded a playoff career-high seven made free throws on 9/27...

NATIONAL TEAM EXPERIENCE (USA)

Earned bronze medal at 2006 FIBA World Championships (Brazil)...

CAREER TRANSACTIONS

Selected by the Washington Mystics in the first round (second overall) of the 2004 WNBA Draft... Signed by the Los Angeles Sparks as a free agent on February 8, 2012

COLLEGE (DUKE)

During her four years (2001-04), Duke compiled a 126-14 (.900) record, won four Atlantic Coast Conference (ACC) regular season and four ACC Tournament titles, advanced to four NCAA Tournaments, including the 2002 and 2003 Final Fours... Became the first Duke women's basketball player to have her jersey retired... Named the 2004 Associated Press (A.P.) and U.S. Basketball Writers Association (USBWA) National Player of the Year and was the 2004 Wade Trophy recipient... Earned 2003 NCAA All-Final Four honors and was a three-time (2002, 2003 and 2004) All-American selection by the A.P., USBWA and Kodak/WBCA... A three-time ACC Player of the Year and ACC All-Defensive Team selection (2002, 2003, 2004), was a four-time All-ACC first team honoree... The National Freshman of the Year in 2001 as selected by USBWA, Sports Illustrated, CBS Sportsline and the Women's Basketball Journal... Capped her career as Duke's all-time leading scorer with 2,687 points.

PERSONAL

Full name is Alana Monique Beard... Born May 14, 1982, in Shreveport, LA... Daughter of LeRoy and Marie Beard... Has a Yorkshire terrier, Chloe... Ambassador for WNBA's Dribble to Stop Diabetes campaign... Through the Alana Beard Foundation she sponsors seven girls AAU basketball teams which foster a "no-excuse" environment to provide the young women of tomorrow with the necessary resources critical to achieving success on or off court.





EVGENIIA BELYAKOVA

2016 LOS ANGELES SPARKS MEDIA GUIDE



#10 EVGENIIA BELYAKOVA

Position: Forward
Height: 6'0"
Weight: 150
Date of Birth: 06/27/86
From: Russia
Pro Experience: R



2015 SEASON-UMMC EKATERINBURG

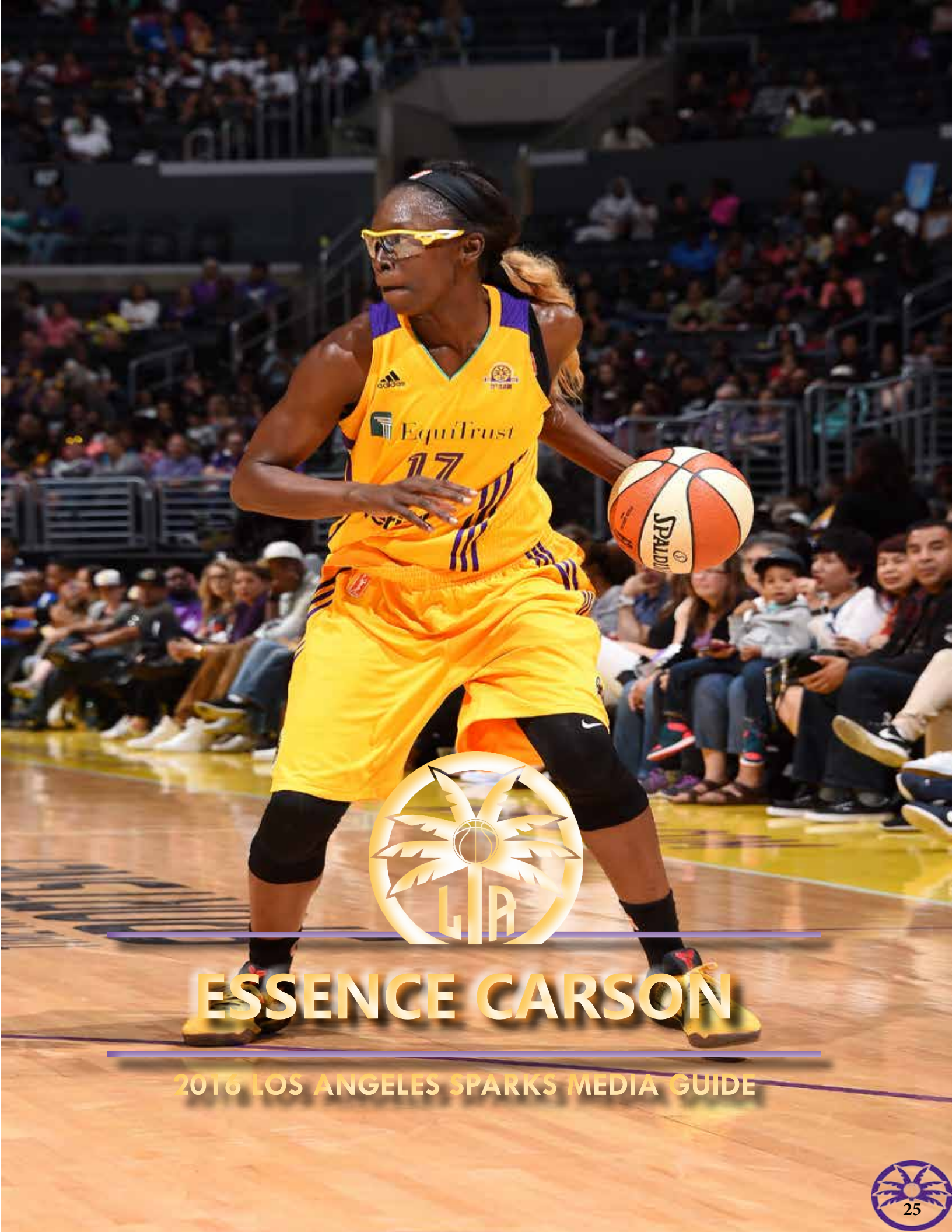
Appeared in 19 games... Averaged 4.8 ppg, 1.9 rpg and 0.9 apg... Scored a season-high 12 points on two occasions... Knocked down 44.8% of her three-point shots, which led the team...

CAREER

WNBA: Signed by the Los Angeles Sparks on March 2, 2016.

PERSONAL

Born in St. Petersburg, Russia. Played for Russia's National Team in the 2012 Summer Olympics.



ESSENCE CARSON

2016 LOS ANGELES SPARKS MEDIA GUIDE

#17 ESSENCE CARSON

Position: Forward/Guard

Height: 6'0"

Weight: 163

Date of Birth: 7/28/86

College: Rutgers

Pro Experience: 8

2015 STATS
7.7 PPG
2.4 RPG
1.2 APG



SEASON HIGHS

Points..... 16, vs. SAN 7/15
 Field Goals..... 11, Twice
 3-Point Field Goals..... 3, vs. IND 6/9
 Free Throws..... 6, @ LAS 7/22
 Offensive Rebounds..... 3, @ ATL 6/21
 Defensive Rebounds..... 8, vs. CHI 9/3
 Total Rebounds..... 8, @ CHI 9/3
 Assists..... 7, @ CHI 6/30
 Steals..... 3, @ SEA 7/21
 Blocks..... 1, 6 times
 Minutes..... 32, Twice

CAREER HIGHS

Points..... 28, vs. DET 9/10/09
 Field Goals..... 11, 2 times
 3-Point Field Goals..... 4, vs. SAC 7/23/09
 Free Throws..... 6, @ LAS 7/22/15
 Offensive Rebounds..... 5, vs. ATL 6/14/11
 Defensive Rebounds..... 8, 2 times
 Total Rebounds..... 11, vs. CHI 7/6/12
 Assists..... 7, @ CHI 6/30/15
 Steals..... 5, vs. CON 8/18/11
 Blocks..... 3, 3 times
 Minutes..... 46, vs. IND 6/26/08

2015 REGULAR SEASON

Won the WNBA Community Assist Award presented by State Farm for the month of June; second time in her career she has earned the Community Assist award... Appeared in 33 games and started 28... Averaged 7.7 points, 2.4 rebounds, 1.2 assist and 19.9 minutes per game... Playoff averages of 4.2 points, 1.0 rebounds and 0.7 assists per game... Season high of 16 points against San Antonio off the bench, 7-12 FG in 18 minutes (7/15) ... Scored 14 points against Indiana (6/19) and went 3-for-3 from 3-point range... Career high of 7 assists against Chicago (6/30)... Played a season-high 32 minutes, finishing with 9 points and 4 assist in a win over Los Angeles (6/28) ... Season-best 3 steals in a win over Seattle (7/21)... Season-best 3 steals in a win over Seattle (7/21)... Came off the bench to score 9 points in a win at Washington in the Eastern Conference Semifinals (9/20)... Came off the bench to hit a three and finish with 7 points in game two of the Eastern Conference Finals at Indiana (9/27)... Had 6 games scoring in double figures.



CAREER

2014 (New York): Played in 26 games with 11 starts in first season back from torn ACL ... Averaged 3.3 points and 1.7 rebounds ... Scored in double-digits in two games ... Had third highest free throw percentage of her career (83.3%).. Had a season-high of 14 points at Minnesota (5/24). **2013 (New York):** Appeared in four games with four starts ... Averaged 14.3 points, 5.5 rebounds and 1.8 assists through four games ... Missed remainder of 2013 season due to torn left anterior cruciate ligament. **2012 (New York):** Appeared in 34 games with 23 starts ... Averaged 11.6 points, 3.4 rebounds and 1.7 assists ... Scored in double figures in 20 games, including three 20-point games ... Had one double-double with 14 points and 11 rebounds at Chicago (7/6) ... The 11 rebounds established a career high ... Set career high with six assists vs. Washington (9/1) ... Made her fourth playoff appearance. **2011 (New York):** Appeared in 32 games. Averaged 11.3 points, 2.8 rebounds and 1.7 assists ... Scored in double figures in 19 games, including two 20-point contests ... Tied her career-highs for rebounds and assists, registering eight rebounds (ATL, 6/14 and CON, 8/18) and five assists (@CHI, 6/17 and ATL, 7/13) ... Selected to represent the Eastern Conference in the 2011 WNBA All-Star Game ... Made her third career playoff appearance. **2010 (New York):** Appeared in 34 games ... Averaged 3.7 points and 1.6 rebounds ... Reached double figures in season opener with 11 points against Chicago (5/16) ... Registered 5-plus points in 13 games. **2009 (New York):** Appeared in 34 games with 34 starts ... Scored 10-plus points 17 times and 20-plus points twice ... Grabbed five or more rebounds three times ... Led the team in scoring six times and rebounds three times. **2008 (New York):** Appeared in 34 games with 30 starts ... Scored 10-plus points in eight games ... Led the team in scoring twice and rebounding once ... **PLAYOFFS:** Appeared in and started all six games, averaging 16.8 mpg and 5.7 ppg across the two series ... Scored team and career-high 15 points in decisive Game 3 of Eastern Conference Semi-Finals against Connecticut.

COLLEGE (RUTGERS)

Graduated 17th on Rutgers' all-time scoring chart and 12th on all-time rebounding list... Averaged 9.5 ppg and 5.3 rpg for career ... Named BIG EAST Defensive Player of the Year for three straight seasons ... Earned All-BIG EAST Second Team in 2008; All-BIG EAST First Team, BIG EAST All-Tournament team honoree, Greensboro Regional All-Tournament Team... Kodak/WBCA Region I All-American, first team Metropolitan Basketball Writers Association selection and preseason Wade Watch list in 2007; Achieved a spot on the All-BIG EAST Second Team and the Metropolitan Basketball Writers Association (MBWA) All-Second Team in 2006.

CAREER TRANSACTIONS

Selected in the first round (seventh overall) of the 2008 WNBA Draft by the New York Liberty. Signed as a free agent by the Los Angeles Sparks on March 31, 2016.

PERSONAL

Born in Paterson, NJ ... Nickname is E ... Daughter of Stacey Robinson and the late Joseph Carson ... Second of three children ... Plays the piano, bass guitar, drums and saxophone, and produces music off the court ... Favorite singer is Mariah Carey ... Psychology major with a music minor at Rutgers ... Graduated from the Rosa Parks School for Fine and Performing Arts in her hometown, but competed athletically at Paterson Eastside High School ... Was an all-state volleyball player and ran track for the first time in the spring of 2004, winning the state 400-meter title ... Has a pug named Champ.




CAREER STATISTICS

WNBA REGULAR SEASON

Year-Team	GP	GS	-Field Goals-			-3 Field Goals-			-Free Throws-			-Rebounds-					-Averages-						
			MIN	FGM	FGA	PCT	3FGM	3FGA	PCT	FTM	FTA	PCT	OFF	DEF	TOT	AST	STL	BLK	PF	PTS	PPG	RPG	APG
2008-NYL	34	30	646	92	245	.376	8	29	.276	31	46	.674	25	51	76	31	32	8	49	223	6.6	2.2	0.9
2009-NYL	34	34	859	131	321	.408	34	102	.333	44	48	.917	24	48	72	46	37	10	76	340	10.0	2.1	1.4
2010-NYL	34	0	325	50	123	.407	4	25	.160	22	32	.688	14	40	54	25	14	8	23	126	3.7	1.6	0.7
2011-NYL	32	5	725	139	318	.437	24	62	.387	59	80	.738	31	59	90	53	38	20	60	361	11.3	2.8	1.7
2012-NYL	34	23	927	158	395	.400	36	105	.343	42	54	.778	29	88	117	58	37	25	52	394	11.6	3.4	1.7
2013-NYL	4	4	118	22	40	.550	1	3	.333	12	14	.857	4	18	22	7	2	2	6	57	14.3	5.5	1.8
2014-NYL	26	11	365	35	99	.354	7	24	.292	10	12	.833	9	34	43	23	9	4	23	87	3.3	1.7	0.9
2015-NYL	33	12	642	78	205	.380	12	49	.245	34	44	.773	18	57	75	43	14	6	38	202	6.1	2.3	1.3
Totals	231	119	4607	705	1746	.404	126	399	.316	254	330	.770	154	395	594	286	183	83	327	1790	7.7	2.4	1.2

WNBA PLAYOFFS

Year-Team	GP	GS	-Field Goals-			-3 Field Goals-			-Free Throws-			-Rebounds-					-Averages-							
			MIN	FGM	FGA	PCT	3FGM	3FGA	PCT	FTM	FTA	PCT	OFF	DEF	TOT	AST	STL	BLK	PF	PTS	PPG	RPG	APG	
2008-NYL	6	6	101	16	33	.485	1	6	.167	1	2	.500	1	8	9	5	1	2	11	34	5.7	1.5	0.8	
2010-NYL	5	0	125	30	56	.536	4	9	.444	4	5	.800	6	10	16	3	4	3	17	68	13.6	3.2	0.6	
2011-NYL	3	0	66	10	28	.357	1	5	.200	6	9	.667	4	6	10	4	6	1	5	27	9.0	3.3	1.3	
2012-NYL	2	2	57	6	24	.250	1	6	.167	0	0	.000	1	7	8	2	1	1	2	13	6.5	4.0	1.0	
2015-NYL	6	0	85	11	26	.423	2	6	.333	1	1	1.000	2	4	6	4	1	0	4	25	4.2	1.0	0.7	
Totals																								



ANA DABOVIC

2016 LOS ANGELES SPARKS MEDIA GUIDE

#23 ANA DABOVIC

Position: Guard
Height: 6'0"
Weight: 157
Date of Birth: 08/18/89
From: Serbia
Pro Experience: 1

2015 STATS

8.8 PPG
1.9 APG
22.1 MPG

2015 SEASON HIGHS

Points..... 9, Twice
Field Goals..... 3, Twice
3-Point Field Goals..... 2, @ IND 8/26
Free Throws..... 2, Twice
Offensive Rebounds..... 1, Twice
Defensive Rebounds..... 5, @ IND 8/26
Total Rebounds..... 5, @ IND 8/26
Assists..... 2, @ SAN 8/23
Steals..... 2, Twice
Blocks..... 2, @ SAN 8/23
Minutes..... 26, @ ATL 9/9

CAREER HIGHS

Points..... 9, Twice
Field Goals..... 3, Twice
3-Point Field Goals..... 2, @ IND 8/26
Free Throws..... 2, Twice
Offensive Rebounds..... 1, Twice
Defensive Rebounds..... 5, @ IND 8/26
Total Rebounds..... 5, @ IND 8/26
Assists..... 2, @ SAN 8/23
Steals..... 2, Twice
Blocks..... 2, @ SAN 8/23

2015 REGULAR SEASON

Appeared in 24 games (eight starts)... Held an average 8.8 ppg, 1.6 rpg, 1.9 apg and 0.9 spg... Among WNBA rookie leaders, ranked second in scoring (8.8 ppg) and three-point percentage (.333)... Ranked third among rookie leaders in steals (0.9 spg) and minutes played (22.1 mpg)... Ranked fourth among rookie leaders in free-throw percentage (.808)... Ranked fifth among rookie leaders in field goal percentage (.446)... Recorded a season-high 18 points on two occasions... Scored in double figures 11 times... Had scored in double figures in seven of eight starts... Led the team in points (once), in assists (4 times) and in steals (6 times)... Led all Sparks rookies (per game and total) in points, assists, steals and minutes played... Made first

CAREER

WNBA: Appeared in 24 career WNBA regular season games (eight starts) with Los Angeles averaging 8.8 ppg, 1.6 rpg and 1.9 apg... Made WNBA debut on July 8.



PLAYOFFS

Has appeared in three career playoff games, averaging 11.7 ppg, 1.7 rpg and 3.7 apg... **2015 (Los Angeles):** Averaged 11.7 ppg, 1.7 rpg and 3.7 apg in three games during Los Angeles' first-round series against Minnesota... Made first career postseason appearance in game one vs. Minnesota (9/18)... Shot a team-high 71.4 percent from the three-point line (5-7 3FG)... Made 10 of 20 field goals (.500) in three games... Scored a playoff career-high 19 points in game two against Minnesota (9/20).

NATIONAL TEAM EXPERIENCE (SERBIA)

(2015): Represented Serbian national basketball team at EuroBasket Women 2015 (Final Round) in Budapest where Serbia won the gold medal, and qualified for the 2016 Olympics, first in the history for the Serbian team... Named Most Valuable Player of EuroBasket Women 2015... Selected to the EuroBasket Women 2015 All-Star Five... Averaged 14.8 ppg, 1.9 rpg and 3.2 apg in 10 games... **(2014):** Participated in 2014 FIBA World Championships in Turkey... Averaged 13.6 ppg, 2.3 rpg and 2.9 apg... **(2013):** Represented Serbian national basketball team at EuroBasket Women 2013 (Final Round)... Averaged 10.0 ppg, 1.9 rpg and 2.8 apg in eight games...

OTHER PROFESSIONAL EXPERIENCE

2014-15 Ormanspor (Turkey): Played in 13 Turkish League games and averaged team highs of 18.4 ppg, 4.0 rpg, 3.5 apg and 2.2 spg... **2013-14 Dynamo Moscow (Russia):** Played in 19 Russian League games and averaged 7.5 ppg, 2.1 rpg and 2.3 apg... Helped team to EuroCup Championship... Played in

11 EuroLeague games and averaged 14.2 ppg, 2.2 rpg, 3.1 apg and 1.7 spg... **2012-13 Ted Ankara (Turkey):** Played in 22 games and averaged 17.0 ppg, 4.2 rpg, 2.7 apg and 1.8 spg... Played in six EuroCup games and averaged team-highs of 17.5 ppg and 2.3 apg and added 4.0 rpg... **2011-12 Wisla Krakow (Poland):** Played in 33 Polish League games and averaged 7.6 ppg, 1.9 rpg and 2.4 apg... Helped team to Polish League Championship and Polish Cup... Played in 15 EuroLeague games and averaged 4.6 ppg, 1.5 rpg and 1.5 apg... **2010-11 Dynamo-Guvd (Russia):** Played in 22 Russian League games and averaged team-highs 19.5 ppg, 5.1 apg and 2.2 spg and added 5.0 rpg... Helped team to Russian Cup Semifinals... Played in nine EuroCup games and averaged team highs 20.3 ppg, 4.6 apg and 2.6 spg... **2009-2010 Aris (Greece):** Played in 23 games and averaged 13.3 ppg, 2.5 rpg, 2.6 apg and 1.9 spg... **2008-09 Bcherceg Novi (Montenegro):** Helped team to semifinals... **2007-08 Flamutari (Albania):** Contributed to team winning cup... **2005-07 BC Herceg Novi (Montenegro):** Earned honors as WABA's best scorer and Montenegro 1A division's best scorer and player.

CAREER TRANSACTIONS

Signed by the Los Angeles Sparks as a free agent on February 18, 2015.

PERSONAL

Born August 18, 1989 in Cetinje, SFR Yugoslavia... Older sister, Milica, is the captain of the Serbian national basketball team and has played professionally overseas since 1998.

CAREER STATISTICS

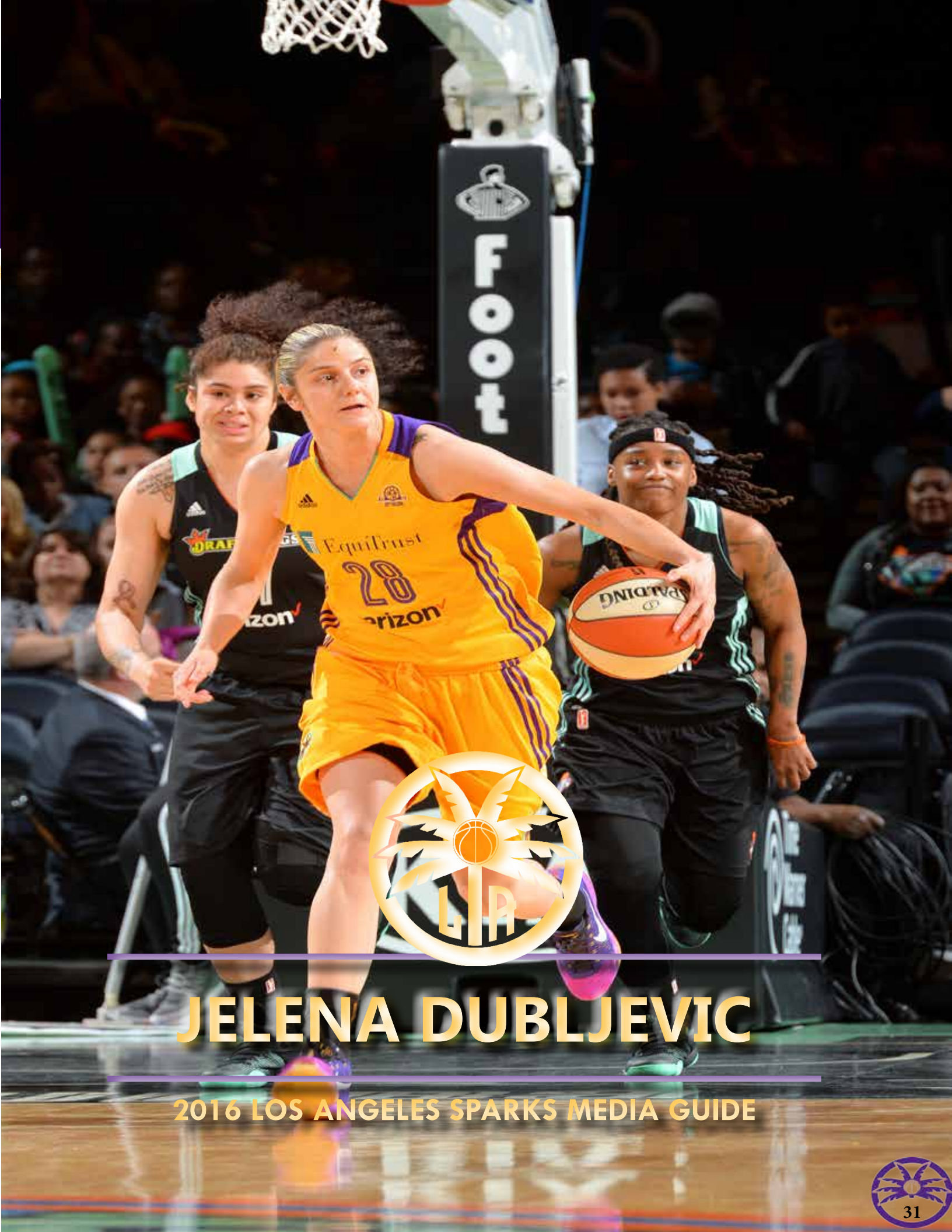
WNBA REGULAR SEASON

Year-Team	GP	GS	-Field Goals-			-3 Field Goals-			-Free Throws-			-Rebounds-					-Averages-						
			FGM	FGA	PCT	3FGM	3FGA	PCT	FTM	FTA	PCT	OFF	DEF	TOT	AST	STL	BLK	PF	PTS	PPG	RPG	APG	
2015-LAS	24	8	530	74	166	.446	20	60	.333	42	52	.808	11	28	39	46	21	1	69	210	8.8	1.6	1.9
Totals	24	8	530	74	166	.446	20	60	.333	42	52	.808	11	28	39	46	21	1	69	210	8.8	1.6	1.9

WNBA PLAYOFFS

Year-Team	GP	GS	-Field Goals-			-3 Field Goals-			-Free Throws-			-Rebounds-					-Averages-						
			FGM	FGA	PCT	3FGM	3FGA	PCT	FTM	FTA	PCT	OFF	DEF	TOT	AST	STL	BLK	PF	PTS	PPG	RPG	APG	
2015-LAS	3	0	59	10	20	.500	5	7	.714	10	14	.714	1	4	5	11	1	0	13	35	11.7	1.7	3.7
Totals	3	0	59	10	20	.500	5	7	.714	10	14	.714	1	4	5	11	1	0	13	35	11.7	1.7	3.7





JELENA DUBLJEVIC

2016 LOS ANGELES SPARKS MEDIA GUIDE



#28 JELENA DUBLJEVIC

Position: Forward

Height: 6'3"

Weight: 179

Date of Birth: 5/7/87

From: Montenegro

Pro Experience: R



2015 SEASON-UMMC EKATERINBURG


Appeared in 19 games... Averaged 4.8 ppg, 1.9 rpg and 0.9 apg... Scored a season-high 12 points on two occasions... Knocked down 44.8% of her three-point shots, which led the team...

CAREER

WNBA: Signed by the Los Angeles Sparks on March 2, 2016.

PERSONAL

Born in Montenegro and plays for the Montenegrin National Team.



CHELSEA GRAY

2016 LOS ANGELES SPARKS MEDIA GUIDE

#12 CHELSEA GRAY

Position: Guard
Height: 5'11"
Weight: 170
Date of Birth: 10/8/92
From: Duke
Pro Experience: 1



2015 STATS

6.9 PPG
2.3 RPG
2.7 APG



2015 SEASON HIGHS

Points..... 16, 2 Times
Field Goals..... 6, 2 Times
3-Point Field Goals..... 4, @ SEA 6/16
Free Throws..... 5, @ NY 9/9
Offensive Rebounds..... 2, 2 Times
Defensive Rebounds..... 8, @ CHI 8/30
Total Rebounds..... 9, @ CHI 8/30
Assists..... 7, vs. SAN 8/4
Steals..... 3, 2 Times
Blocks..... 2, @ SAN 9/4
Minutes..... 26, @ ATL 8/25

CAREER HIGHS

Points..... 16, 2 Times
Field Goals..... 6, 2 Times
3 Point Field Goals..... 4, @ SEA, 6/16/15
Free Throws..... 5, @ NY, 9/9/15
Offensive Rebounds..... 2, 2 Times
Defensive Rebounds..... 8, @ CHI 8/30/15
Total Rebounds..... 9, @ CHI 8/30/15
Assists..... 7, vs. SAN 8/4/15
Steals..... 3, 2 Times
Blocks..... 2, @ SAN 9/4/15
Minutes..... 26, @ ATL 8/25/15

2015 REGULAR SEASON-Connecticut

Appeared in 34 games and averaged 6.9 points, 2.3 rebounds and 2.7 assists per game... Recorded her career-high 16 points on 6/16 against Seattle... Brought in a career-best nine rebounds against Chicago on 8/30.

CAREER

WNBA (Connecticut Sun): Sat out the season rehabilitating right knee injury suffered in January of her senior year at Duke. **OTHER PROFESSIONAL EXPERIENCE:** Averaged 20.5 points, 6.4 rebounds, 5.9 assists and 2.8 steals for Ha-poel Rishon Le-Zion of Israel during 2014-15 offseason.



CAREER TRANSACTIONS

Selected by the Connecticut Sun in the first round (eleventh overall) of the 2014 WNBA Draft. Traded to the Los Angeles Sparks on April 14, 2016.

COLLEGE (DUKE)

Two-time all ACC First Team selection had career disrupted by injuries...Played just 17 games as a senior after suffering a fractured right knee cap against Boston College (1/12)... Dislocated same knee as a junior in February of 2013, forcing her to miss last four games of regular season, the ACC and NCAA Tournaments...First player in program history to record two triple-doubles...Averaged 11.1 points and five assists at Duke...Averaging 10.8 points and 7.2 assists as a senior before season ended by injury...Had program record 201 assists as a sophomore...ACC Co-Player of the Year as a junior... Ranked 25th in program history with 1,210 career points... Averaged school-record five assists per game...Career total of 545 assists ranks second all-time in Duke history...Owns four of the top five single-game assist totals in program history, including 15 against Clemson as a junior, which is tied for first all-time.

PERSONAL

Born Chelsea Nichelle Gray...Daughter of James and Vickey Gray...Has one brother, Javon...Cousin, Alexis Gray-Lawson, played for the California women's basketball team and was drafted by the Washington Mystics of the WNBA...California Miss Basketball and Gatorade Player of the Year selection in 2010...Tallied 18 points and eight rebounds in the 2010 WBCA High School All-America game, while being named Red Team MVP...Scored 2,164 career points at St. Mary's... Averaged 16 points, 6.1 assists, 5.1 steals and 4.2 rebounds... Led St Mary's to Class 6A state championship and was named MVP of the state tournament ...St. Mary's finished 34-1 overall, and was No. 2 in the final national ranking...One of five finalists for 2010 Naismith Player of the Year Award.



CAREER STATISTICS

WNBA REGULAR SEASON

Year-Team	GP	GS	MIN	-Field Goals-			-3 Field Goals-			-Free Throws-			-Rebounds-					-Averages-					
				FGM	FGA	PCT	3FGM	3FGA	PCT	FTM	FTA	PCT	OFF	DEF	TOT	AST	STL	BLK	PF	PTS	PPG	RPG	APG
2015-CON	34	0	543	86	203	.424	23	66	.348	40	49	.816	18	60	78	92	22	5	43	235	6.9	2.3	2.7
Totals	34	0	543	86	203	.424	23	66	.348	40	49	.816	18	60	78	92	22	5	43				



WHITNEY KNIGHT

2016 LOS ANGELES SPARKS MEDIA GUIDE

FG 0% TOL 2/1 BLK STL AST REB
1 0 0 0

#35 WHITNEY KNIGHT

Position: Guard
Height: 6'3"
Weight: 156
Date of Birth: 1/9/93
From: FGCU
Pro Experience: R



COLLEGE (FLORIDA GULF COAST)

Named the Atlantic Sun Conference Player of the Year... earned First Team All-Conference accolades...named the A-Sun Tournament Most Valuable Player after scoring 21 points in the Championship Final against Northern Kentucky...named the A-Sun Player of the Week on four occasions...totaled 504 points on the season to lead the team and the conference...led the team in nearly every statistical category including 14.8 points per game, 6.4 rebounds per game, 87 blocks and 66 steals...topped the league and the team with 91 3-pointers and a success rate of .412 from beyond-the-arc...paced the team with a free-throw percentage of .798 and a field-goal percentage of .437.

CAREER TRANSACTIONS

Selected by the Los Angeles Sparks in the second round (15th overall) of the 2016 WNBA Draft

PERSONAL

Born January 9, 1993 ... Daughter of Vernon Knight and Gloria Whitmire ... Majored in Public Health at Florida Gulf Coast.





JANTEL LAVENDER

2016 LOS ANGELES SPARKS MEDIA GUIDE

#42 JANTEL LAVENDER

Position: Forward/Center

Height: 6'4"

Weight: 185

Date of Birth: 11/12/88

College: Ohio State

Pro Experience: 5



2015 STATS
14.5 PPG
8.3 RPG
1.2 BPG



2015 SEASON HIGHS

Points..... 24, vs. SAN 8/30
Field Goals..... 10, @ SAN 8/2
3-Point Field Goals..... 1, Twice
Free Throws..... 8, vs. SAN 8/30
Offensive Rebounds..... 4, 3 Times
Defensive Rebounds..... 11, @ CON 6/26
Total Rebounds..... 13, Twice
Assists..... 10, Twice
Steals..... 3, 10 Times
Blocks..... 5, @ SAN 8/23
Minutes..... 43, @ CON 6/26

CAREER HIGHS

Points..... 25, vs. PHO 8/12/11
Field Goals..... 11, vs. PHO 8/12/11
3 Point Field Goals..... 1, 3 Times
Free Throws..... 8, vs. SAN 8/30/15
Offensive Rebounds... 7, vs. PHO 8/12/11
Defensive Rebounds. 11, @ CON 6/26/15
Total Rebounds..... 13, 4 Times
Assists..... 5, @ CHI 6/6/14
Steals..... 3, @ CHI 6/6/14
Blocks..... 5, @ SAN 8/23/15
Minutes..... 43, @ CON 6/26/15

2015 REGULAR SEASON

Appeared in all 34 games (all starts - a career best), fourth consecutive season to appear in all 34 games and only Sparks to have appeared and started in all 34 games this season... Averaged 14.5 ppg, 8.3 rpg, 1.8 apg and 1.2 bpg (career-best in each category)... Selected as WNBA All-Star injury replacement player, first All-Star nod in career... Led the WNBA for most double-doubles (12) recorded... Ranked second in minutes played (33.8 mpg) among league leaders... Ranked fourth in total rebounds (281) and rebounds per game (8.3 rpg) among league leaders... Ranked fifth in field goal percentage (.525) - fifth consecutive season shooting 50 percent or better from the field... Ranked seventh in blocked shots (1.2 bpg) among league leaders... Has an active streak of 139 consecutive regular season games played (2nd longest in franchise history) dating back to September 3, 2011... Second on the team in rebounds per game and blocked shots per game... Scored in double figures 30 times... Scored 20 or more points seven times... Recorded career-highs in defensive rebounds (11), blocked shots (5) and minutes played (43)... Recorded her 1500th career point against San Antonio (8/30)... Recorded her 100th career blocked shot at Chicago (7/31).



CAREER

WNBA: Appeared in 169 career regular season games (68 starts) with Los Angeles averaging 9.2 ppg, 5.2 rpg and 1.0 apg... Has an active streak of 139 consecutive regular season games played (2nd longest in franchise history) dating back to September 3, 2011... Selected as a 2015 WNBA All-Star injury replacement player, first All-Star nod in career... Made WNBA debut vs. Minnesota on June 3, 2011... Selected by the Los Angeles Sparks in the first round (fifth overall) of the 2011 WNBA Draft... **2014 (Los Angeles):** Appeared in all 34 games (27 starts)... Averaged 11.9 ppg, 6.3 rpg, 1.5 apg... Ranked ninth in the WNBA in field-goal percentage (.527)... Ranked 10th in the WNBA in total offensive rebounds (66)... Recorded four double-doubles... Scored in double figures 21 times... Registered 20 or more points three times... Recorded 11 games with 10 or more points and 7 or more rebounds... Set then career-highs in total points (403), rebounds (213), assists (51), blocks (27) and minutes played (963)... **2013 (Los Angeles):** Appeared in all 34 games (three starts)... Averaged 7.2 ppg, 4.5 rpg and 0.5 apg... Ranked third on team in rebounds per game and blocks per game and second in field goal percentage (.507)... Scored in double figures in six consecutive games (8/4-16)... Posted first career double-double of 13 points and 11 rebounds at Washington (8/4)... **2012 (Los Angeles):** Appeared in all 34 games (one start)... Averaged 5.6 ppg, 3.9 rpg and 0.5 apg... Scored a season-high 16 points vs. Washington (6/18)... **2011 (Los Angeles):** Appeared in 33 games (three starts)... Averaged 6.6 ppg and 3.1 rpg... Scored in double figures 11 times... Registered a pair of double-doubles... Second most double-doubles recorded among all WNBA rookies... Set a career-high 25 points vs. Phoenix (8/12)... Selected by the Los Angeles Sparks in the first round (fifth overall) of the 2011 WNBA Draft.

PLAYOFFS

Appeared in 12 career playoff games (five starts), averaging 5.3 ppg, 3.8 rpg and 1.0 apg... **2015 (Los Angeles):** Appeared in three games (all starts)... Averaged a playoff career-best 11.3 ppg, 6.7 rpg and 1.0 apg in three games during Los Angeles' first-round series against Minnesota... Set a playoff career-high 12 points in game one at Minnesota (9/18)... Grabbed a playoff career-high eight rebounds and three assists in game two vs. Minnesota (9/20)... Recorded a playoff career-high two steals in game three at Minnesota (9/22)... Scored in double figures all three games... Made first playoff career three pointer in game two vs. Minnesota (9/20)... Third postseason to shoot 50 percent or better from the field (.577)... **2014 (Los Angeles):** Appeared in two games (all starts)... Averaged 6.0 ppg, 4.5 rpg and 1.5 apg in two games during Los Angeles' first-round series against Phoenix... Set a then playoff career-highs with 10 points, seven rebounds at Phoenix (8/22)... **2013 (Los Angeles):** Appeared in three games... Averaged 3.7 ppg and 2.3 rpg during Los Angeles' first-round series against Phoenix... **2012 (Los Angeles):** Appeared in four games... Averaged 3.5 ppg, 3.5 rpg and 1.0 apg during Los Angeles' first-round series... Averaged 1.0 rpg during Los Angeles' Western Conference Finals series... Through four games, averaged 1.8 ppg, 2.3 rpg and 0.5 apg... Shot a playoff career-high .750 from the field (four games).

CAREER STATISTICS

WNBA REGULAR SEASON

Year-Team	GP	GS	-Field Goals-			-3 Field Goals-			-Free Throws-			-Rebounds-					-Averages-						
			MIN	FGM	FGA	PCT	3FGM	3FGA	PCT	FTM	FTA	PCT	OFF	DEF	TOT	AST	STL	BLK	PF	PTS	PPG	RPG	APG
2011-LAS	33	3	487	92	184	.500	0	0	.000	33	45	.733	35	68	103	15	6	12	46	217	6.6	3.1	0.5
2012-LAS	34	1	490	81	160	.506	0	0	.000	27	32	.844	50	84	134	18	9	18	56	189	5.6	3.9	0.5
2013-LAS	34	3	571	107	211	.507	0	0	.000	32	37	.865	49	105	154	18	19	22	52	246	7.2	4.5	0.5
2014-LAS	34	27	961	174	330	.527	1	5	.200	54	68	.794	66	147	213	51	17	27	66	403	11.9	6.3	1.5
2015-LAS	34	34	1148	211	402	.525	3	9	.333	67	76	.882	68	213	281	62	14	41	58	492	14.5	8.3	1.8
Totals	169	68	3657	665	1287	.517	4	14	.286	213	257	.826	268	617	885	164	65	120	278	1547	9.2	5.2	1.0

WNBA PLAYOFFS

Year-Team	GP	GS	-Field Goals-			-3 Field Goals-			-Free Throws-			-Rebounds-					-Averages-						
			MIN	FGM	FGA	PCT	3FGM	3FGA	PCT	FTM	FTA	PCT	OFF	DEF	TOT	AST	STL	BLK	PF	PTS	PPG	RPG	APG
2012-LAS	4	0	40	3	4	.750	0	0	.000	1	2	.500	3	6	9	2	0	0	4	7	1.8	2.3	0.5
2013-LAS	3	0	35	5	7	.714	0	0	.000	1	2	.500	3	4	7	0	0	0	4	11	3.7	2.3	0.0
2014-LAS	2	2	41	6	14	.429	0	0	.000	0	0	.000	4	5	9	3	1	0	5	12	6.0	4.5	1.5
2015-LAS	3	3	34	15	26	.577	1	1	1.000	3	5	.600	7	13	20	3	2	1	5	34	11.3	6.7	1.0
Totals	12	5	150	29	51	.569	1	1	1.000	5	9	.556	17	28	45	8	3	1	18	64	5.3	3.8	0.7

OTHER PROFESSIONAL EXPERIENCE

2014-15 Wisla Can-Pack Krakow (POLAND): Played in 12 games and averaged team highs of 16.8 ppg and 10.2 rpg... Led team to second consecutive Polish Championship... Earned individual honors of BLK Player of the Year, Center of the Year, and Import Player of the Year... **2013-14 Wisla Can-Pack Krakow (POLAND):** Played in 14 games and led the Polish league with 20.3 ppg and ranked second with 10.7 rpg and a field goal percentage .596... Led the team to win the Polish Championship... **2012-13 Beretta-Famila Schio (ITALY):** Played in 18 Lega A games and averaged team highs of 18.4 ppg and 8.6 rpg.

CAREER TRANSACTIONS

Selected by the Los Angeles Sparks in the first round (fifth overall) of the 2011 WNBA Draft.

COLLEGE (OHIO STATE)


Attended Ohio State where she was the only player, male or female, to be selected Big Ten Conference Player of the Year four straight seasons (2007-08 through 2010-11)... Scored in double figures in each of her 136 games as a Buckeye, an NCAA record... Schools all-time career scoring leader (2,818 points), while 1,422 rebounds are a Big Ten record... Holds OSU's record for most consecutive starts (136), which she obtained while leading the Buckeyes to three consecutive Big Ten tournament championships... Four-year career

averages of 20.7 points, 10.5 rebounds and 1.4 blocks per game... Led Buckeyes to four straight NCAA Tournaments, including the Sweet 16 her final two years... **(2010-11):** Named WBCA/State Farm and USBWA All-America for the third consecutive year... Named Associated Press First Team All-America for the second straight season... **(2009-10):** Named Big Ten Tournament Most Outstanding player for the second year in a row... First-ever Buckeye to eclipse 2,000 points as a junior... **(2007-08):** Became the first Big Ten freshman – male or female – to win Player of the Year honors while averaging 17.6 ppg, 9.9 rpg and shot 51 percent from the field.

PERSONAL

Born on Nov. 12, 1988 in her hometown of Cleveland, Ohio... Daughter of Freddie and Robin Lavender, has one brother, Freddie, and a twin sister, Jazmine... Brother played college football and basketball... Attended Cleveland Central Catholic H.S. (Ohio), where she compiled 1,978 points, 1,278 rebounds and 527 assists in four varsity seasons; became the school's all-time leading scorer and rebounder as a junior and led her school to the 2007 Ohio Division III state title... Selected as Gatorade Ohio Player of the Year (2007)... Also played volleyball in high school and was named all-state and all-league.





NNEKA OGWUMIKE

2016 LOS ANGELES SPARKS MEDIA GUIDE

#30 NNEKA OGWUMIKE

Position: Forward
Height: 6'2"
Weight: 174
Date of Birth: 07/02/90
College: Stanford
Pro Experience: 4

TIM
6:

2015 STATS

16.5 PPG
7.3 RPG
1.1 SPG



2015 SEASON HIGHS

Points..... 27, vs. SAN 7/2
Field Goals..... 11, Twice
3-Point Field Goals..... 1, @ CON 6/26
Free Throws..... 14, vs. WAS 9/3
Offensive Rebounds..... 6, vs. PHO 7/5
Defensive Rebounds..... 14, @ NYL 6/28
Total Rebounds..... 19, vs. PHO 7/5
Assists..... 5, @ WAS 6/23
Steals..... 4, vs. MIN 8/4
Blocks..... 3, @ SAN 7/8
Minutes..... 42, Twice

2015 REGULAR SEASON

Appeared in 23 games (all starts)... Averaged 16.5 ppg, 7.3 rpg, 2.1 apg and 1.1 spg (career-best in points and assists)... Named to WNBA All-Defensive Team... Selected as WNBA All-Star for third consecutive season... Named WNBA Western Conference Player of the week (6/29-7/5)... Led the league in minutes played (34.1 mpg)... Ranked fourth in field goal percentage (.525) among league leaders... Scored in double figures 20 times... Had 20 or more points six times... Averaged a double-double (17.8 ppg, 10.1 rpg) in first 11 games played... Recorded six double-doubles... Set a career-high in free-throws made (14), defensive rebounds (14) and a Sparks individual season-high 19 rebounds... Recorded a field goal percentage of .525, fourth consecutive season shooting 50 percent or better from the field... Second on the team in scoring... Had missed 10 games due to injury (6/6-21, 8/18-30).

CAREER HIGHS

Points..... 35, vs. TUL 8/5/14
Field Goals..... 12, vs. TUL 8/5/14
3 Point Field Goals..... 2, vs. CHI 7/1/14
Free Throws..... 14, vs. WAS 9/3/15
Offensive Rebounds... 12, @ IND 7/12/12
Defensive Rebounds.. 14, @ NYL 6/28/15
Total Rebounds..... 20, @ IND 7/12/12
Assists..... 8, vs. ATL 8/8/14
Steals..... 6, vs. CHI 6/1/14
Blocks..... 4, @ TUL 8/2/13
Minutes..... 42, Twice

CAREER

WNBA: Appeared in 123 career regular season games (all starts) with Los Angeles averaging 15.1 ppg, 7.4 rpg and 1.5 apg... Three-time WNBA All-Star selection... Four-time WNBA Western Conference Player of the Week... Four-time WNBA Rookie of the Month... Selected to WNBA



All-Defensive First Team (2015)... Named to All-WNBA Second Team (2014)... Awarded WNBA Rookie of the Year (2012)... Named to WNBA All-Rookie Team (2012)... Recorded the 12th 20 pts-20 rbs performance in WNBA history (2012)... Los Angeles Sparks franchise leader in field goal percentage with .536 (min. 400 field goals made)... Made her WNBA debut against Seattle on May 18, 2012... Selected by the Los Angeles in the first round (first overall) of the 2012 WNBA Draft... **2014 (Los Angeles):** Appeared in 33 games (all starts)... Averaged 15.8 ppg, 7.1 rpg, 1.5 apg and 1.8 spg... Ranked ninth in scoring (15.8 ppg) and seventh in steals per game (1.8 spg) among league leaders... Ranked fifth in WNBA in total steals (58), eighth in WNBA in made field goals (204), ninth in WNBA in points (521)... 10th in WNBA in offensive rebounds (66) and 10th in WNBA in field goal percentage (.520)... Selected to All-WNBA Second Team... Named a Western Conference WNBA All-Star Reserve... Honored as WNBA Western Conference Player of the Week (6/24-6/29)... Tied a franchise record of five consecutive games with 20 or more points (6/22-7/3)... Scored in double figures 27 times... Recorded 11 games with 20 or more points... Led the team with eight double-doubles... Scored a career-high 35 points (24 in first half) vs. Tulsa (8/5)... **2013 (Los Angeles):** Appeared in all 34 games (all starts)... Averaged 14.6 ppg, 7.6 rpg and 1.5 spg... Selected as a WNBA All-Star Reserve... Finished second in the WNBA with a .566 shooting percentage (192-of-339)... Ranked third in the WNBA in total offensive rebounds (95) and fifth in offensive rebounds per game (2.8 orpg)... Led the Sparks with 10 double-doubles... Scored a season-high 25 points against Minnesota (9/12)... Recorded a then career-high 11 defensive rebounds against San Antonio (7/6)... **2012 (Los Angeles):** Appeared in 33 games (all starts)... Averaged 14.0 ppg, 7.5 rpg, 1.2 apg and 1.3 spg... Named 2012 WNBA Rookie of the Year (award marked the fifth straight season in which the No. 1 overall pick in the WNBA draft won the ROY award)... Earned WNBA Rookie of the Month honors four of the five times (May, July, August and September)... Recorded the 12th 20 pts-20 rbs performance in WNBA history and tied the record for offensive rebounds (12) vs. Indiana (7/12)... Led all rookies in points (14.0 ppg), rebounds (7.5 rpg) blocked shots (0.9 bpg) and double-doubles recorded (9)... Ranked fifth

overall in the league for most double-doubles recorded... Finished second among all rookies in field goal percentage (.535) and fourth in steals (1.4 spg)... Scored 20 or more points seven times. Set a then career-high 30 points vs. Chicago (9/13)... Recorded first double-double with 25 points and 12 rebounds against Phoenix (6/8)... Made her WNBA debut against Seattle on May 18, 2012... Selected by the Los Angeles Sparks in the first round (first overall) of the 2012 WNBA Draft.

PLAYOFFS

Appeared in 12 career playoff games (all starts), averaging 11.1 ppg (.540 FG%), 6.8 rpg and 1.1 apg... Averaged double figures in scoring in the last three postseason appearances (2013, 14, 15)... Has two double-doubles in playoffs career... **2015 (Los Angeles):** Appeared in three games (all starts)... Averaged 11.7 ppg, 4.3 rpg and 2.0 apg in three games during Los Angeles' first-round series against Minnesota... Set a playoff career-high four assists in game three at Minnesota (9/22)... **2014 (Los Angeles):** Appeared in two games (all starts)... Averaged a playoff career-best in scoring with 13.0 ppg and added 6.0 rpg and 1.0 apg in two games during Los Angeles' first-round series against Phoenix... Matched a playoff career-high 33 minutes vs. Phoenix (8/24)... **2013 (Los Angeles):** Appeared in three games (all starts)... Averaged 12.0 ppg, 11.7 rpg and 1.0 apg in three games during Los Angeles' first-round series against Phoenix... Ranked second in the postseason among league leaders in rebounds per game (11.7 rpg)... Recorded two double-doubles... Had double figure rebounding performances in all three games played... Tallied a playoff career-high 14 rebounds in game one against Phoenix... Scored a playoff career-high 15 points in game two at Phoenix... **2012 (Los Angeles):** Appeared in four games (all starts)... Averaged 9.0 ppg, 5.3 rpg and 0.5 apg (first round and Western Conference Finals)... Averaged 9.5 ppg and 6.0 rpg during Los Angeles' first-round series vs. San Antonio... Scored 12 points and eight rebounds in 33 minutes in her first career playoff game... Averaged 8.5 ppg and 4.5 rpg during Los Angeles' Western Conference Finals series vs. Minnesota.

CAREER STATISTICS

WNBA REGULAR SEASON

Year-Team	GP	GS	-Field Goals-			-3 Field Goals-			-Free Throws-			-Rebounds-					-Averages-						
			FGM	FGA	PCT	3FGM	3FGA	PCT	FTM	FTA	PCT	OFF	DEF	TOT	AST	STL	BLK	PF	PTS	PPG	RPG	APG	
2012-LAS	33	33	920	178	333	.535	1	7	.143	105	143	.734	98	149	247	40	46	29	87	462	14.0	7.5	1.2
2013-LAS	34	34	878	192	339	.566	2	5	.400	109	132	.826	95	163	258	45	50	33	101	495	14.6	7.6	1.3
2014-LAS	33	33	909	204	392	.520	3	10	.300	110	126	.873	66	168	234	49	58	16	93	521	15.8	7.1	1.5
2015-LAS	23	23	784	147	280	.525	1	12	.083	84	97	.866	48	119	167	50	25	11	57	379	16.5	7.3	2.1
Totals	123	123	3491	721	1344	.536	7	34	.206	408	498	.819	307	599	906	184	179	89	338	1857	15.1	7.4	1.5

WNBA PLAYOFFS

Year-Team	GP	GS	-Field Goals-			-3 Field Goals-			-Free Throws-			-Rebounds-					-Averages-						
			FGM	FGA	PCT	3FGM	3FGA	PCT	FTM	FTA	PCT	OFF	DEF	TOT	AST	STL	BLK	PF	PTS	PPG	RPG	APG	
2012-LAS	4	4	103	16	29	.552	0	0	.000	4	10	.400	7	14	21	2	4	3	14	36	9.0	5.3	0.5
2013-LAS	3	3	91	13	31	.419	0	0	.000	10	11	.909	12	23	35	3	2	0	10	36	12.0	11.7	1.0
2014-LAS	2	2	60	10	15	.667	0	0	.000	6	6	1.000	2	10	12	2	1	0	6	26	13.0	6.0	1.0
2015-LAS	3	3	32	15	25	.600	0	0	.000	5	6	.833	6	7	13	6	3	1	11	35	11.7	4.3	2.0
Totals	12	12	286	54	100	.540	0	0	.000	25	33	.758	27	54	81	13	10	4	41	133	11.1	6.8	1.1

NATIONAL TEAM EXPERIENCE (USA)

(2014): Member of the 2014 USA Basketball World Championship Team that compiled a perfect 6-0 record en route to claiming gold at the FIBA World Championship in Istanbul and qualifying the U.S. for the 2016 Olympic Games... Appeared in six games and averaged 7.5 ppg, 4.8 rpg and 1.0 apg... Aided the team to a 4-1 record in exhibition play.

OTHER PROFESSIONAL EXPERIENCE

2014-15 Dynamo Kursk (RUSSIA): Appeared in 17 games (all starts) averaging team-highs in points (19.5 ppg) and rebounding (10.7 rpg)... Led team to third place finish in EuroLeague Final Four... Named EuroLeague Top Performer on five occasions... Recorded 12 double-doubles, most among league leaders... **2012-13 CCC Polkowice (POLAND):** Finished sixth in the EuroLeague, and was named EuroLeague Week 13 MVP honors.

CAREER TRANSACTIONS

Selected by the Los Angeles Sparks in the first round (first overall) of the 2012 WNBA Draft.

COLLEGE (STANFORD)


Stanford's second all-time leading scorer (2,491 points)... Fourth player in Stanford's history to tally 2,000 points and 1,000 rebounds... In her four years, the Cardinal posted a 137-12 overall record (.919)... Captured four Pacific-10/12 Conference regular season crowns and four Pac-10/12 Tournament titles... Advanced to four NCAA Final Fours and played in the 2010 championship game... Three-time Wade Trophy and Wooden Award finalist... Ended her career in top five of Stanford's all-time categories: free throws attempted (718 - first), points scored (2,491 - second), field-goal percentage (58.3 - third), free throws made (555 - second), rebounds (1,226 - third), points per game (17.2 - fourth) and

rebounds per game (8.5 - fourth)... Set single-season records for points scored (809), points per game (22.5), free throws made (191) and attempted (230)... **(2012):** Named NCAA Regional Most Outstanding Player... Honored Pac-10/12 Player of the Year... Selected to All-Pac-10/12... Named Pac-10/12 Tournament MVP... Awarded Pac-10/12 All-Tournament Team... Given Pac-10/12 All-Defensive honorable mention... Named Associated Press All-America First Team... Selected as USBWA All-American... **(2011):** Named NCAA Regional Most Outstanding Player... Honored All-Pac-10/12... Awarded Pac-10/12 Tournament MVP... Named to Pac-10/12 All-Tournament Team... Given Pac-10/12 All-Defensive honorable mention... Honored as USBWA All-American... named WBCA All-American... Selected as Associated Press All-America Second Team... **(2010):** Name to NCAA All-Final Four... Honored NCAA Regional Most Outstanding Player... Selected as USBWA All-American... Awarded Pac-10/12 Player of the Year (2010)... Selected to All-Pac-10/12... Named Pac-10/12 Tournament MVP... Honored to Pac-10/12 All-Tournament Team... **(2009):** Honored to Pac-10/12 All-Tournament Team... Named to Pac-10/12 All-Freshman Team.

PERSONAL

Full name is Nnemkadi Ogwumike... Hometown is Tomball, Texas... Oldest of four sisters: Chiney currently plays for Connecticut Sun and was teammate at Stanford University and Cy-Fair High School (Cypress, Texas), Olivia currently plays for Pepperdine University and played at Cy-Fair, Erica currently plays for Cy-Fair and will play for Pepperdine.... Is a first-generation Nigerian-American... She and her sister Chiney have partnered with the U.S. Fund for UNICEF to support UNICEF's efforts in Nigeria with three goals: to engage American girls basketball players in community service, raise awareness among Americans about what is happening right now in Nigeria and Raise money for UNICEF Nigeria's emergency fund that will help to support programs such as girls education and girls empowerment among other critical initiatives protecting and saving the lives of children.





CANDACE PARKER

2016 LOS ANGELES SPARKS MEDIA GUIDE

#3 CANDACE PARKER

Position: Forward/Center
Height: 6'4"
Weight: 175
Date of Birth: 04/19/86
College: Tennessee
Pro Experience: 8



2015 STATS
19.4 PPG
10.1 RPG
6.3 APG

2015 SEASON HIGHS

Points..... 33, vs. TUL 9/6
 Field Goals..... 12, Twice
 3-Point Field Goals..... 5, vs. TUL 9/6
 Free Throws..... 9, vs. IND 8/18
 Offensive Rebounds..... 4, vs. MIN 8/4
 Defensive Rebounds..... 11, Twice
 Total Rebounds..... 13, vs. MIN 8/4
 Assists..... 10, vs. CHI 8/16
 Steals..... 8, vs. IND 8/18
 Blocks..... 3, 3 Times
 Minutes..... 38, Twice

CAREER HIGHS

Points..... 40, vs. HOU 7/9/08
 Field Goals..... 15, vs. HOU 7/9/08
 3 Point Field Goals..... 5, vs. TUL 9/6/15
 Free Throws..... 14, vs. SEA 7/25/13
 Offensive Rebounds..... 8, @ PHO 9/13/09
 Defensive Rebounds..... 17, @ SAN 6/1/13
 Total Rebounds..... 20, @ SAN 6/1/13
 Assists..... 10, vs. CHI 8/16/15
 Steals..... 8, vs. IND 8/18/15
 Blocks..... 9, vs. TUL 6/20/12
 Minutes..... 48, Twice

2015 REGULAR SEASON

Appeared in 16 games (all starts)... Averaged 19.4 ppg, 10.1 rpg, 6.3 apg, 1.9 spg and 1.8 bpg (career-best in assists and steals)... Selected to All-WNBA Second Team... Named WNBA Western Conference Player of the Month (August)... Twice named WNBA Western Conference Player of the week (8/17-23, 8/31-9/6), tied for most career player of the week honors in franchise history... Recorded eighth best single season player efficiency rating (31.81 PER) in WNBA history... First player in WNBA history to have recorded at least 10.0 rpg and 6.0 apg in a season... Only WNBA player this season to average a double-double (19.5 ppg, 10.1 rpg)... Led the WNBA for most double-doubles (12) recorded this season... Only WNBA player this season to record 20 points and 10 assists in a game (8/16)... Led the team to an 11-5 record in games she played... Set a franchise record for most steals (8) in a game (8/18)... Set career-highs in 3-point field goals made (5), assists (10) and steals (8)... Scored in double figures 16 times... Recorded 20 or more points eight times... Tallied 30 or more points twice... Led the team in points, rebounds, assists and blocked shots per game... Had missed the first 16 games of the season due to rest.



CAREER

WNBA: Appeared in 195 career regular season games (192 starts) with Los Angeles averaging 17.8 ppg, 9.1 rpg and 3.6 apg... Two-time WNBA MVP (2008, 2013)... WNBA All-Star Game MVP (2013)... WNBA Rookie of the Year (2008)... Two-time WNBA Peak Performer for rebounding (2008, 09)... Five-time All-WNBA selection (first team - 2008, 2012-14, second team - 2009, 2015)... Two-time WNBA All-Defensive Team selection (second team - 2009, 2012)... WNBA All-Rookie Team (2008)... Three-time WNBA All-Star selection (2011, 13, 14)... First player in WNBA history to earn WNBA MVP and Rookie of the Year award in the same season (2008)... 15-time WNBA Western Conference Player of the Week, tied for most career player of the week honors in franchise history... Six-time WNBA Western Conference Player of the Month... Two-time WNBA Rookie of the Month... Recorded eighth best single season player efficiency rating (31.81 PER) in WNBA history (2015)... First player in WNBA history to have recorded at least 10.0 rpg and 6.0 apg in a season (2015)... Only WNBA player to average a double-double of 19.5 ppg and 10.1 rpg (2015)... Led the WNBA for most double-doubles (12) recorded (2015)... Only WNBA player to record 20 points and 10 assists in a game (2015)... Recorded the 13th 20 pts-20 rbs performance in WNBA history (2013)... League leader in blocks per game (2009, 2012)... **2014 (Los Angeles):** Appeared in 30 games (29 starts)... Averaged 19.4 ppg (3rd - WNBA), 7.1 rpg, 4.3 apg (6th - WNBA) and 1.4 bpg (5th - WNBA)... Selected to All-WNBA First Team... Named as a starter in the WNBA All-Star game... Ranked fourth in WNBA in blocked shots (41), fourth in WNBA in points (583), fourth in WNBA in free-throws made (132), fifth in WNBA in field-goals made (216), seventh in WNBA in steals (54), ninth in WNBA in assists (128)... Recorded six double-doubles... Scored in double figures in 28 times... Scored 20 or more points in 11 games... Tallied 30 or more points in two games... Led the team in points, steals, blocked shots, and tied for first in rebounds per game... **2013 (Los Angeles):** Appeared in 31 games (all starts)... Averaged 17.9 ppg (6th - WNBA), 8.7 rpg (7th - WNBA) and 3.8 apg (12th - WNBA)... Named WNBA Most Valuable Player... Awarded WNBA All-Star game MVP... Received the second-most fan votes as a starter in the WNBA All-Star game... Named WNBA Western Conference Player of the Month (July)... Three-time WNBA Western Conference Player of the Week... Recorded the 13th 20 pts-20 rbs performance

in WNBA history with 27 points and a career-high 20 rebounds (6/1)... Recorded eight double-doubles... Scored 20 or more points in 13 games... Set a Sparks franchise record 17 defensive rebounds (6/1)... Scored the game-winning basket with 5.7 seconds in a double overtime win over Tulsa (8/25)... Logged a career-high 14 made free throws against Seattle (7/25)... **2012 (Los Angeles):** Appeared in 33 games (all starts)... Averaged 17.4 ppg (7th - WNBA), 9.7 rpg (3rd - WNBA), 3.3 apg and 2.3 bpg (1st - WNBA)... Named WNBA Western Conference Player of the Month (May, June, July)... Five-time WNBA Western Conference Player of the Week... Scored her 1500th career point against Minnesota (5/24)... Had a career-high nine blocked shots against Tulsa (6/20)... **2011 (Los Angeles):** Appeared in 17 games (16 starts)... Averaged 18.5 ppg, 8.6 rpg and 2.6 apg... Named as a starter in the WNBA All-Star game (missed due to injury)... Awarded WNBA Western Conference Player of the Week (8/15-21)... Recorded six double-doubles... Scored in double figures 16 times... Tallied a season-high 32 points vs. Phoenix (9/3)... Led the team in scoring on 10 occasions and in rebounding 11 times... Had missed 15 games due to a right knee injury... **2010 (Los Angeles):** Appeared in 10 games (all starts)... Averaged 20.6 ppg and 10.1 rpg... Led the team in scoring seven times and in rebounding on 10 occasions... Missed the remaining games of the season due to a dislocated shoulder injury... **2009 (Los Angeles):** Appeared in 25 games (24 starts)... Averaged 13.1 ppg, 9.8 rpg (1st - WNBA) and 2.1 bpg (1st - WNBA)... Earned WNBA Peak Performer award (Rebounding)... Named to All-WNBA Second Team... Two-time WNBA Western Conference Player of the Week... Had missed the first nine games of the season following the birth of her daughter Lailaa... **2008 (Los Angeles):** Appeared in 33 games (all starts)... Led all rookies in scoring (18.5 ppg), rebounding (9.5 rpg), blocked shots (2.3 bpg) and minutes (33.6 mpg)... First player in WNBA history to earn WNBA MVP and Rookie of the Year award in the same season... Named to All-WNBA First Team and All-Rookie Team... Awarded WNBA Rookie of the Month (May, July)... Became the second player in WNBA history to dunk in a game (6/22), then dunked once more (6/24)... Led the league in double-doubles (17) recorded... First WNBA player ever to record - "5x5" - at least five in each of the following categories: points (16), rebounds (16), blocked shots (6), assists (5) and steals (5) vs. Indiana (5/29)... Posted 34 points, 12 rebounds and eight assists in her WNBA debut, best rookie debut in WNBA history... Selected by the Los Angeles Sparks in the first round (first overall) of the 2008 WNBA Draft.

CAREER STATISTICS

WNBA REGULAR SEASON

Year-Team	GP	GS	-Field Goals-			-3 Field Goals-			-Free Throws-			-Rebounds-					-Averages-						
			MIN	FGM	FGA	PCT	3FGM	3FGA	PCT	FTM	FTA	PCT	OFF	DEF	TOT	AST	STL	BLK	PF	PTS	PPG	RPG	APG
2008-LAS	33	33	1109	231	442	.523	11	26	.423	137	187	.733	84	229	313	113	42	75	91	610	18.5	9.5	3.4
2009-LAS	25	24	815	131	270	.485	5	24	.208	61	80	.763	60	184	244	64	15	53	53	328	13.1	9.8	2.6
2010-LAS	10	10	335	81	162	.500	3	12	.250	41	56	.732	19	82	101	22	10	22	18	206	20.6	10.1	2.2
2011-LAS	17	16	555	116	227	.511	18	43	.419	64	87	.736	21	125	146	47	21	27	34	314	18.5	8.6	2.8
2012-LAS	33	33	1014	228	474	.481	19	59	.322	98	138	.710	83	237	320	110	51	76	58	573	17.4	9.7	3.3
2013-LAS	31	31	889	208	422	.493	9	35	.257	131	172	.762	44	225	269	117	40	57	42	556	17.9	8.7	3.8
2014-LAS	30	29	995	216	461	.469	19	62	.306	132	156	.846	29	185	214	128	54	41	51	583	19.4	7.1	4.3
2015-LAS	16	16	551	116	237	.489	12	43	.279	66	81	.815	18	143	161	100	31	29	39	310	19.4	10.1	6.3
Totals	195	192	6263	1327	2695	.492	96	304	.316	730	957	.763	358	1410	1768	701	264	380	386	3480	17.8	9.1	3.6

WNBA PLAYOFFS

Year-Team	GP	GS	-Field Goals-			-3 Field Goals-			-Free Throws-			-Rebounds-					-Averages-						
			MIN	FGM	FGA	PCT	3FGM	3FGA	PCT	FTM	FTA	PCT	OFF	DEF	TOT	AST	STL	BLK	PF	PTS	PPG	RPG	APG
2008-LAS	6	6	219	34	74	.459	0	7	.000	22	29	.759	20	39	59	23	9	13	16	90	15.0	9.8	3.8
2009-LAS	6	6	211	38	71	.535	1	4	.250	31	44	.705	21	43	64	10	5	11	23	108	18.0	10.7	1.7
2012-LAS	4	4	144	43	75	.573	8	16	.500	21	24	.875	12	32	44	17	4	7	6	115	28.8	11.0	4.3
2013-LAS	3	3	111	32	59	.542	0	9	.000	13	19	.684	9	17	26	4	3	3	5	77	25.7	8.7	1.3
2014-LAS	2	2	73	19	35	.543	1	4	.250	4	9	.444	1	11	12	7	3	5	6	43	21.5	6.0	3.5
2015-LAS	3	3	40	23	55	.418	7	18	.389	16	19	.842	6	26	32	14	7	4	6	69	23.0	10.7	4.7
Totals	24	24	874	189	369	.512	17	58	.293	107	144	.743	69	168	237	75	31	43	62	502	20.9	9.9	3.1



PLAYOFFS

Has appeared in 24 career playoff games (all starts), averaging 20.9 ppg, 9.9 rpg, 3.1 apg, 1.3 spg and 1.8 bpg... **2015 (Los Angeles):** Averaged 23.0 ppg, 10.7 rpg, 4.7 apg (career-best), 2.3 spg (career-best) and 1.3 bpg during Los Angeles' first-round series against Minnesota... Scored in double figures in all three games of the first round... Recorded 25 or more points in two contests... Tallied two double-doubles (10 total career postseason double-doubles)... Tied playoff career-high three made three-pointers in game two against Minnesota (9/20)... Second postseason appearance to average at least 20.0 ppg and 10.0 rpg... **2014 (Los Angeles):** Averaged 21.5 ppg, 1.5 spg, 2.5 bpg to go with 6.0 rpg and 3.5 apg during Los Angeles' first-round series against Phoenix... **2013 (Los Angeles):** Averaged 25.7 ppg, 8.7 rpg and 1.3 apg during Los Angeles' first-round series against Phoenix... Recorded a double-double with 31 points and 11 rebounds in game 2 vs. Phoenix... **2012 (Los Angeles):** Averaged 28.8 ppg (career-best), 11.0 rpg (career-best) and 4.3 apg through the first-round and Western Conference Finals, second straight postseason appearance averaging a double-double... Averaged 28.5 ppg, 9.0 rpg and 4.0 apg during the first-round series vs. San Antonio... Defeated San Antonio (2-0) to advance to the Western Conference Finals... Averaged a double-double with 29.0 ppg and 13.0 rpg during the Western Conference Finals against Minnesota... Set playoff career-highs in points (33) and field goals made (14) against Minnesota in the Western Conference Finals... **2009 (Los Angeles):** Averaged 18.0 ppg, 10.7 rpg, 1.7 apg and 1.8 bpg through the first-round and Western Conference Finals, first career double-double average in postseason play... Averaged 16.7 ppg, 9.0 rpg, 1.3 apg, 1.3 spg and 2.0 bpg during the first-round series against Seattle... Defeated Seattle (2-1) to advance to the Western Conference Finals... Averaged 19.3 ppg, 12.3 rpg, 2.0 apg and 1.7 bpg during the Western Conference Finals against Phoenix... Recorded playoff career-highs in free throws made (8) and rebounds (18) in game two of the Western Conference Finals at Phoenix (9/25)... **2008 (Los Angeles):** Averaged 15.0 ppg, 9.8 rpg, 3.8 apg, 1.5 spg and 2.2 bpg through the first-round and Western Conference Finals... Led the team in scoring, rebounding, assists and steal per game during her first career playoff appearance... Averaged 13.7 ppg, 7.0 rpg, 4.0 apg, 1.7 spg and 2.0 bpg during the first-round series vs. Seattle... Set a playoff career-high seven assists in game one of the first-round vs. Seattle (9/19)... Scored a game-high 20 points in game three of the first-round at Seattle (9/23)... Defeated Seattle (2-1) to advance to the Western Conference Finals... Averaged 16.3 ppg, 12.7 rpg, 3.7 apg, 1.3 spg and 2.3 bpg during the Western Conference Finals vs. San Antonio, first career playoff average of a double-double in a postseason series... Led the team in rebounds through game one (12) and game two (17) of the Western Conference Finals.

NATIONAL TEAM EXPERIENCE (USA)

Currently ranks eighth all-time among U.S. Olympic career record holders for points (159), fifth for rebounds (98), second for blocked shots (14) and 10th for field goal percentage (.614) through two Olympiads... **(2012):** Earned gold medal at 2012 Summer Olympic Games (London)... At the 2012 Olympics, ranked fourth among all com-

petitors in the 12-team field for rebounds (7.8 rpg.) and posted team-highs of 21 points and 11 rebounds in the gold medal victory over France... Owns the U.S. Olympic single-game record for blocked shots with four against Angola in 2012, and her 10 blocked shots during the 2012 Olympic Games ranks third among all-time U.S. Olympians for a single competition... **(2008):** Earned gold medal at 2008 Summer Olympic Games (Beijing)... **(2006):** Earned bronze medal at 2006 FIBA World Championships (Brazil)... Youngest member and only collegiate player on the 2006 USA World Championship Team; eclipsed three-time Olympian Katrina McClain's all-time USA World Championship record for blocked shots with 14 (was 11)... The youngest member and one of just three returning collegians named to the 2006 USA National Team that won the Australia-hosted 2006 Opals World Challenge... Finished as the USA's leading scorer (18.0 ppg.).

OTHER PROFESSIONAL EXPERIENCE

Competed six years (2009-2015) for UMMC Ekaterinburg (Russia), where she helped lead the team to five EuroLeague third place finishes, one second place finish and the 2013 EuroLeague Women Championship and 2014 SuperCup Women Championship... Named EuroLeague Final Eight MVP (2013)... Averaged at least 10 in each season with UMMC Ekaterinburg... **(2014-15):** Averaged 15.9 ppg, 11.0 rpg and 1.2 apg in EuroLeague through 16 games, second career double-double average in international play... Led the team to a second place finish... **(2013-14):** Averaged 14.5 ppg, 8.7 rpg and 2.5 apg in EuroLeague through 15 games... Led the team to a third place finish... Scored a career-high 35 points vs. Good Angels Kosice (11/27/13)... Tallied a career-high 20 rebounds vs. Tango Bourges (11/13/13)... Averaged 8.0 ppg, 7.0 rpg and 4.0 apg in SuperCup... Helped the team win its first SuperCup Women title in team history... **(2012-13):** Averaged 16.9 ppg, 10.4 rpg and 3.1 apg in EuroLeague through 14 games, first career double-double average in international play... Led the team to its second EuroLeague Championship in team history... Named EuroLeague Final Eight MVP... Recorded seven double-doubles (4th - EuroLeague)... **(2011-12):** Averaged 13.4 ppg, 6.8 rpg and 2.0 apg in EuroLeague through 18 games... Led the team to a third place finish... **(2010-11):** Averaged 14.4 ppg, 7.4 rpg and 1.4 apg in EuroLeague through eight games... Helped the team to a third place finish... **(2009-10):** Averaged 14.5 ppg, 7.8 rpg and 1.8 apg in EuroLeague through eight games during her first career international regular season... Helped the team to a third place finish.

CAREER TRANSACTIONS

Selected by the Los Angeles Sparks in the first round (first overall) of the 2008 WNBA Draft.

COLLEGE (TENNESSEE)

During her three-year collegiate career, led Tennessee to a 101-10 record (.910), two Southeastern Conference Tournament titles (2006, 2008), one SEC regular season crown (2007), three NCAA Tournaments, a pair of NCAA titles (2007, 2008) and the 2006 Elite Eight... The fastest UT player to reach 1,000 career points... National Player of the Year (2008) including: Naismith Award, John R. Wooden Award, Sports Illustrated and ESPN... Honda Award and USBWA Player of the Year (2007 2008)... Sports Illustrated, Associated Press and John R. Wooden All-America Team (2008)... Became the fourth player in NCAA Tournament history to be named the Final Four Most Outstanding Player twice (2007 and 2008), also was NCAA Regional MOP (2007, 2008)... CoSIDA Academic Athlete of the Year (2008)... The youngest woman ever to earn the Wade Trophy and John R. Wooden Player of the Year awards (2007)... SEC Player of the Year (2007), All-SEC first team (2006, 2007, 2008), SEC Tournament MVP (2006, 2008), SEC Rookie of the Year (2006)... In 2006-07, she became the youngest woman ever to earn the State Farm Wade Trophy... During her freshman season vs. Army, she became the first female to dunk in an NCAA Tournament game and the first woman to dunk twice in any game... In 2004-05, Parker joined teammate Alex Fuller as the

first-ever redshirt freshmen in Lady Vol History while recovering from a pair of surgeries as a prepster... Missed the 2004-05 season recovering from a pair of knee surgeries.

PERSONAL

Born on April 19, 1986, in St. Louis, Missouri, hails from Naperville, Illinois... Married to former NBA player Shelden Williams, a 2005 USA World University Games Team gold medalist; gave birth to the couple's first child, Lailaa, on May 13, 2009... Daughter of Sara and Larry Parker, has two older brothers, Anthony and Marcus... Brother Anthony, who played on the 1996 USA 22 And Under World Championship Qualifying Team that won a gold medal in Puerto Rico, is a nine-year NBA and six-year European pro league veteran... Hopes to one day become a television broadcaster/announcer and lists ABC's Robin Roberts and media mogul Oprah Winfrey as celebrities she admires... Attended Naperville Central High School (Ill.), where she was the Naismith, Gatorade and USA Today National Prep Player of the Year (2003 and 2004), a three-time Gatorade Illinois State Player of the Year (2002, 2003 and 2004)... Graduated in May 2008 with a major in sport management and a minor in psychology from UT.





KRISTI TOLIVER

2016 LOS ANGELES SPARKS MEDIA GUIDE

#20 KRISTI TOLIVER

Position: Guard

Height: 5'7"

Weight: 130

Date of Birth: 01/27/87

College: Maryland

Pro Experience: 7



2015 STATS

12.4 PPG
2.3 RPG
3.7 APG



2015 SEASON HIGHS

Points..... 43, vs. TUL 7/3
Field Goals..... 15, vs. TUL 7/3
3-Point Field Goals..... 7, vs. TUL 7/3
Free Throws..... 7, @ IND 7/15
Offensive Rebounds..... 2, Twice
Defensive Rebounds..... 7, Twice
Total Rebounds..... 7, Twice
Assists..... 9, vs. TUL 7/3
Steals..... 3, vs. ATL 7/16
Blocks..... 1, vs. NYL 7/22
Minutes..... 40, Twice

CAREER HIGHS

Points..... 43, vs. TUL 7/3/15
Field Goals..... 15, vs. TUL 7/3/15
3 Point Field Goals..... 7, vs. TUL 7/3/15
Free Throws..... 14, vs. 6/20/12
Offensive Rebounds..... 4, Twice
Defensive Rebounds..... 7, Twice
Total Rebounds..... 9, @ CON 8/6/13
Assists..... 9, 4 Times
Steals..... 4, Twice
Blocks..... 2, 3 Times
Minutes..... 44, vs. TUL 6/8/13

2015 REGULAR SEASON

Appeared in 28 games (all starts)... Averaged 12.4 ppg, 2.3 rpg and 3.7 apg... Ranked six in assists (3.7 apg) among league leaders... Ranked seventh in three-point field goal percentage (.384) among league leaders... Set Sparks franchise record for most points (43) scored in a game vs. Tulsa (7/3), second most points scored in a game this season by a WNBA player... Made a career-high seven three-point field goals vs. Tulsa (7/3), tied for most three-point field goals made in Sparks franchise history... Scored in double figures 17 times... Tallied 20 or more points in three games... Recorded 30 or more points twice... Reached 2500th career point vs. Chicago (8/16)... Led the team in three-point field goal percentage and free-throw percentage.

CAREER

WNBA: Appeared in 216 career regular season games (137 starts) with Chicago and Los Angeles averaging 12.0 ppg, 2.3 rpg and 3.2 apg... Awarded WNBA Western Conference Player of the Month (August 2012)... Three-time WNBA Western Conference Player of the Week... Selected as a WNBA All-Star (2013)... WNBA Most Improved Player (2012)... Named to All-WNBA Second Team (2012)... Set



the Sparks franchise record for most points (43) scored in a game on July 3, 2015... Los Angeles Sparks franchise leader in three-point field goal percentage (.401) and free throw percentage (.875)... **2014 (Los Angeles):** Appeared in 27 games (21 starts)... Averaged 11.8 ppg, 2.1 rpg, 4.1 apg (9th - WNBA) and 1.1 spg... Named WNBA Western Conference Player of the Week (8/11-8/17)... Ranked seventh in WNBA in three-point field goal percentage (.393)... Ranked 10th in WNBA in three-point field goals made (46)... Scored 20 or more points in four games... Recorded eight games with at least 10 points and five assists... Scored a then career-high 29 points at Minnesota (8/12)... Tied a career-high four steals at Seattle (7/3)... **2013 (Los Angeles):** Appeared in all 34 games (all starts)... Averaged 14.1 ppg, 2.6 rpg and 3.4 apg... Named WNBA Western Conference Player of the Week (8/12-8/18)... Ranked third in the league in three-point field goals made (49)... Scored in double figures 27 times... Made at least one three-pointer in seven straight games to open season and in seven straight to close the season... Tied career-high nine assists on two occasions... Grabbed a career-high nine rebounds against Connecticut (8/6)... Played a career-high 44 minutes vs. Tulsa (6/8)... **2012 (Los Angeles):** Appeared in all 34 games (33 starts)... Averaged career-highs in points (17.5 ppg), rebounds (3.2 rpg), assists (4.9 apg) and steals (1.3 spg)... Named WNBA Most Improved Player of the Year... Awarded WNBA Western Conference Player of the Month (August)... Ranked second in free-throw percentage (.901) among league leaders... Ranked fourth in the league in assists (4.9 apg)... Ranked sixth in the WNBA in scoring (17.5 ppg)... Scored in double figures 28 times... Recorded at least 10 points in 11 straight games (7/5-9/2)... Scored 20 or more points in each game played in the month of August... Netted her 1000th career point vs. San Antonio (6/16)... **2011 (Los Angeles):** Appeared in 32 games (17 starts)... Averaged 11.2 ppg, 1.9 rpg and 2.9 apg... Ranked sixth in the WNBA in three-point field goal percentage (.427)... Ranked seventh in the league in three-point field goals made (56)... Scored in double figures 17 times... Led the team in scoring on five occasions...

Netted six three-pointers vs. Phoenix, one-shy of tying the franchise record (9/3)... **2010 (Los Angeles):** Traded to the Sparks from the Chicago Sky on May 13... Appeared in 34 games (four starts)... Averaged 8.6 ppg, 2.2 rpg and 1.3 apg... Scored a season-high 19 points against Atlanta (6/27)... **2009 (Chicago):** Appeared in 27 games... Averaged 7.6 ppg, 1.4 rpg and 1.9 apg... Led all rookie leaders in three-point field goal percentage (.444), second overall in the WNBA... Ranked sixth among rookie leaders in assists (1.9 apg)... Scored a season-high 25 points vs. New York (8/28)... Recorded seven assists at Seattle (7/12)... Selected by the Chicago Sky in the first round (first overall) of the 2008 WNBA Draft.

PLAYOFFS

Has appeared in 14 career playoff games (12 starts), averaging 12.8 ppg, 2.3 rpg and 3.3 apg... **2015 (Los Angeles):** Averaged 10.0 ppg, 1.7 rpg and 3.0 apg in three games (all starts) during Los Angeles' first-round series vs. Minnesota... Scored in double figures in game one and three of the first-round... **2014 (Los Angeles):** Averaged 10.5 ppg, 1.5 rpg and 6.5 apg (career-best) in two games (all starts) during Los Angeles' first-round series against Phoenix... Set playoff career-high nine assists in game two vs. Phoenix... **2013 (Los Angeles):** Averaged 10.7 ppg, 4.0 rpg (career-best) and 3.0 apg in three games (all starts) during Los Angeles' first-round series against Phoenix... Recorded playoff career-highs in offensive rebounds (3), total rebounds (6) and steals (3) in game three vs. Phoenix... **2012 (Los Angeles):** Averaged 20.0 ppg (career-best), 3.0 rpg and 1.8 apg in four games (all starts) through the first round and Western Conference Finals... Set a playoff career-high 29 points in game one vs. San Antonio... Scored 20 or more points in both games of the first-round... Went a perfect 10-of-10 at the free-throw line in game one of the first-round... **2010 (Los Angeles):** Averaged 8.0 ppg and 4.0 apg in two games during Los Angeles' first-round series against Seattle.

CAREER STATISTICS

WNBA REGULAR SEASON

Year-Team	GP	GS	-Field Goals-			-3 Field Goals-			-Free Throws-			-Rebounds-					-Averages-						
			MIN	FGM	FGA	PCT	3FGM	3FGA	PCT	FTM	FTA	PCT	OFF	DEF	TOT	AST	STL	BLK	PF	PTS	PPG	RPG	APG
2009-CHI	27	0	386	72	159	.453	40	90	.444	21	23	.913	6	31	37	51	10	3	33	205	7.6	1.4	1.9
2010-LAS	34	4	703	105	240	.438	37	106	.349	44	54	.815	23	52	75	44	18	2	63	291	8.6	2.2	1.3
2011-LAS	32	17	754	126	298	.423	56	131	.427	49	54	.907	18	43	61	93	21	0	58	357	11.2	1.9	2.9
2012-LAS	34	33	1071	197	401	.491	64	151	.424	137	152	.901	31	78	109	166	45	3	102	595	17.5	3.2	4.9
2013-LAS	34	34	1019	181	396	.457	49	128	.383	69	83	.831	18	69	87	114	43	6	86	480	14.1	2.6	3.4
2014-LAS	27	21	772	115	260	.442	46	117	.393	43	51	.843	8	50	58	111	30	1	66	319	11.8	2.1	4.1
2015-LAS	28	28	864	119	265	.449	43	112	.384	65	72	.903	10	54	64	104	23	1	47	346	12.4	2.3	3.7
Totals	216	137	5569	915	2019	.453	335	835	.401	428	489	.875	114	377	491	683	190	16	455	2593	12.0	2.3	3.2

WNBA PLAYOFFS

Year-Team	GP	GS	-Field Goals-			-3 Field Goals-			-Free Throws-			-Rebounds-					-Averages-						
			MIN	FGM	FGA	PCT	3FGM	3FGA	PCT	FTM	FTA	PCT	OFF	DEF	TOT	AST	STL	BLK	PF	PTS	PPG	RPG	APG
2010-LAS	2	0	45	6	11	.545	3	5	.600	1	1	1.000	0	0	0	8	1	0	1	16	8.0	0.0	4.0
2012-LAS	4	4	137	29	55	.527	5	12	.417	17	20	.850	2	10	12	7	3	1	8	80	20.0	3.0	1.8
2013-LAS	3	3	91	13	45	.289	1	16	.063	5	5	1.000	5	7	12	9	6	1	8	32	10.7	4.0	3.0
2014-LAS	2	2	64	9	22	.409	1	9	.111	2	3	.667	0	3	3	13	1	0	8	21	10.5	1.5	6.5
2015-LAS	3	3	30	11	30	.367	5	13	.385	3	4	.750	1	4	5	9	3	0	6	30	10.0	1.7	3.0
Totals	14	12	367	68	163	.417	15	55	.273	28	33	.848	8	24	32	46	14	2	31	179	12.8	2.3	3.3

NATIONAL TEAM EXPERIENCE (SLV)

(2015): Appeared in seven games (all starts) averaging team-highs in scoring (17.4 ppg) and assists (4.7 apg) to go with 3.0 rpg... Led the team to a ninth place finish in EuroBasket competition... Helped reach the EuroBasket - Final Round... Scored in double figures five times, all five instances were of 20 or more points... Set a career-high six three-point field goals made vs. Lithuania (6/12).

OTHER PROFESSIONAL EXPERIENCE

2014-15 UMMC Ekaterinburg (Russia): Appeared in 16 games averaging 5.5 ppg, 1.9 rpg and 1.8 apg in EuroLeague competition... Helped the team to a second place finish... Scored in double figures three times... **2014 Dynamo Moscow (Russia):** Appeared in two games of EuroCup averaging 11.5 ppg, 2.0 rpg and 3.0 apg... Appeared in one game of SuperCup scoring 21 points, three rebounds and four assists vs. UMMC Ekaterinburg... **2012-13 Dynamo Moscow (Russia):** Appeared in 12 games averaging 16.1 ppg, 4.6 rpg and 4.3 apg... Helped the team win the EuroCup Championship... Ranked fifth in scoring (16.1 ppg)... Ranked fourth in assists (4.3 apg)... Scored in double figures 11 times... Set a career-high 28 points vs. Chevakata (2/14/13)... Recorded a career-high nine assists vs. Tarbes GB (12/13/12)... **2012 WBC Dynamo (Russia):** Appeared in two games averaging 18.5 ppg, 4.5 rpg and 5.0 apg...

CAREER TRANSACTIONS

Acquired by the Los Angeles Sparks from the Chicago Sky in exchange for 2011 second-round draft pick on May 13, 2010... Selected by the Chicago Sky in the first round (third overall) of the 2009 WNBA Draft.

PERSONAL

Daughter of Peggy Toliver and NBA referee George Toliver... Has an older sister, Carli, who lettered at Lehigh in basketball from 2001-05... Majored in the College of Letters & Sciences... Hobbies include playing jazz on the trumpet... Has one dog, Miles... Likes to read and drink coffee



#20 KRISTI TOLIVER





ANN WAUTERS

2016 LOS ANGELES SPARKS MEDIA GUIDE

#21 ANN WAUTERS

Position: Center

Height: 6'4"

Weight: 193

Date of Birth: 10/12/80

From: Belgium

Pro Experience: 8



CAREER HIGHS

Points..... 24, Twice
 Field Goals..... 10, Twice
 3 Point Field Goals..... 2, Twice
 Free Throws..... 7, Twice
 Offensive Rebounds.....5, 2 Times
 Defensive Rebounds....14, @ IND 8/27/09
 Total Rebounds..... 15, @ CON 9/11/08
 Assists..... 8, @ LAS 6/29/04
 Steals..... 4, Twice
 Blocks..... 4, 4 Times
 Minutes..... 41, vs. MIN 9/1/09

2015 REGULAR SEASON

DNP-Retired

CAREER

WNBA: Appeared in 199 career regular season games (135 starts) with Cleveland, New York, San Antonio, Seattle and Los Angeles averaging 10.6 ppg, 5.4 rpg and 1.4 apg...
2012: (Seattle) Appeared in 25 games, started 17 and averaged 9.6 ppg, 5.8 rpg and 1.4 apg...
2009: (San Antonio) Appeared in 17 games, started 16 and averaged 12.9 ppg, 5.6 rpg and 1.1 apg...
2008: (San Antonio) Appeared in 32 games, started 31 and averaged 14.7 ppg, 7.5 rpg and 1.8 apg...
2005: (New York) Appeared in 28 games, started 28 and averaged 13.7 ppg, 6.6 rpg and 1.5 apg...
2004: (New York) Appeared in 13 games, started 4 and averaged 6.3 ppg, 3.1 rpg and 1.6 apg...
2002: (Cleveland) Appeared in 28 games, started 25 and averaged 11.2 ppg, 5.0 rpg and 1.4 apg...
2001: (Cleveland) Appeared in 24 games, started 14 and averaged 9.8 ppg, 4.8 rpg and 1.5 apg...
2000: (Cleveland) Appeared in 32 games, started 0 and averaged 6.2 ppg, 4.0 rpg and 1.2 apg...

PERSONAL

Born in Sint-Gillis-Waas, Belgium. Former No. 1 pick in the WNBA Draft (2000).





SEASON IN REVIEW

2016 LOS ANGELES SPARKS MEDIA GUIDE
CELEBRATING THE 20TH ANNIVERSARY OF THE WNBA



2015 ALPHABETICAL ROSTER

#	Name	Pos.	Ht.	Wt.	Birthdate	College/From	Exp.	Hometown
13	Farhiya Abdi	F	6-2	180	05/31/92	Sweden	2	Brannkyrka, Sweden
0	Alana Beard	G/F	6-1	160	05/14/82	Duke	11	Shreveport, LA
15	Crystal Bradford	G	6-0	160	11/01/93	CMU	R	Detroit, MI
23	Ana Dabovic	G	6-0	157	08/18/89	Serbia	R	Cetinje, Montenegro
5	Jennifer Hamson	C	6-7	210	01/23/92	BYU	R	Lindon, UT
2	Temeka Johnson	G	5-3	142	09/06/82	Louisiana State	10	New Orleans, LA
42	Jantel Lavender	C	6-4	185	11/12/88	Ohio State	4	Cleveland, OH
30	Nneka Ogumike	F	6-2	174	07/02/90	Stanford	3	Cypress, TX
3	Candace Parker	F/C	6-4	175	04/19/86	Tennessee	7	Naperville, IL
31	Erin Phillips	G	5-8	165	05/19/85	Australia	7	Melbourne, Australia
22	Michelle Snow	C	6-5	169	03/20/80	Tennessee	12	Pensacola, FL
20	Kristi Toliver	G	5-7	130	01/27/87	Maryland	6	Harrisonburg, VA

Head Coach:

Brian Agler (Wittenburg '80)

Athletic Trainer: Courtney Watson

Assistant Coaches:

Curt Miller (Baldwin-Wallace College '90)
Amber Stocks (Cincinnati '99)

'15 SEASON IN REVIEW



SPARKS 2015 TEAM HIGHS & LOWS

	HIGH	LOW		HIGH	LOW
Points (Regulation)	98, vs. TUL 7/3	52, vs. MIN 6/16	Free-Throws Attempted	40, vs. WAS 9/3	4, vs. MIN 6/16
Points (Overtime)	91, vs. PHO 7/5	76, @ CON 6/26	Free-Throw Percentage	1.000, vs. NYL 7/22	.250, vs. MIN 6/16
Field Goals Made	37 (2), vs. TUL 9/6	20, vs. NYL 7/22	Total Rebounds	43, vs. TUL 8/6	25 (2), @ MIN 7/29
Field Goals Attempted	77, vs. MIN 8/4	50, vs. WAS 9/3	Offensive Rebounds	11, @ TUL 7/11	2 (2), @ MIN 7/29
Field Goal Percentage	.607, vs. TUL 9/6	.317, vs. NYL 7/22	Defensive Rebounds	34, vs. TUL 8/6	20, @ ATL 9/9
Three-Pointers Made	9, vs. PHO 7/5	0, vs. ATL 7/16	Assists	28, @ SAN 8/23	14, @ SEA 7/15
Three-Pointers Attempted	22 (2), vs. SAN 8/30	7, @ MIN 7/29	Steals	12 (2), vs. IND 8/18	1 (2), vs. SEA 8/11
Three-Point Percentage	.545, vs. TUL 9/6	.000, vs. ATL 7/16	Turnovers	21 (2), @ MIN 7/29	6, @ CHI 7/31
Free-Throws Made	35, vs. WAS 9/3	1, vs. MIN 6/16	Blocked Shots	14, @ SAN 8/23	0, vs. SEA 6/14

OPPONENTS 2015 TEAM HIGHS & LOWS

	HIGH	LOW		HIGH	LOW
Points (Regulation)	95, vs. TUL 7/3	52, vs. SAN 8/30	Free-Throws Attempted	34, vs. NYL 7/22	7 (2), vs. SAN 8/30
Points (Overtime)	94, vs. PHO 7/5	80, @ CON 6/26	Free-Throw Percentage	1.000, vs. WAS 9/3	.571, vs. MIN 6/16
Field Goals Made	35, vs. WAS 9/3	17 (2), vs. TUL 8/6	Total Rebounds	55, vs. NYL 7/22	18, vs. WAS 9/3
Field Goals Attempted	80, @ ATL 9/9	54, vs. SEA 6/14	Offensive Rebounds	19 (3), @ ATL 9/9	2, vs. PHO 7/21
Field Goal Percentage	.550, vs. SAN 7/2	.258, vs. NYL 7/22	Defensive Rebounds	36, vs. NYL 7/22	12, vs. WAS 9/3
Three-Pointers Made	11, vs. TUL 7/3	0, vs. NYL 7/22	Assists	26, vs. WAS 9/3	8 (2), vs. TUL 8/6
Three-Pointers Attempted	22 (2), @ ATL 9/9	4, @ SAN 7/8	Steals	15, @ SEA 7/15	2, vs. SAN 7/2
Three-Point Percentage	.600, @ SAN 8/2	.000, vs. NYL 7/22	Turnovers	16, vs. IND 8/18	4, vs. PHO 7/5
Free-Throws Made	26, @ TUL 7/11	4, vs. MIN 6/16	Blocked Shots	11, vs. PHO 7/5	0 (2), vs. IND 8/18

2015 GAME-BY-GAME RESULTS



2015 GAME-BY-GAME RESULTS (14-20)

NO.	DATE	OPPONENT	W-L	SCORE	HOME	ROAD	TOTAL	LAS HIGH PTS	OPP. HIGH PTS	ATTEND.
1	Jun 6	@Seattle	L	61- 86	0-0	0-1	0-1	Beard-20	Montgomery-19	9,686
2	Jun 14	SEATTLE	L	54- 60	0-1	0-1	0-2	Lavender-12	Bishop-18	12,148
3	Jun 16	MINNESOTA	L	52- 67	0-2	0-1	0-3	Lavender-12	Moore-22	6,968
4	Jun 21	CONNECTICUT	L	68- 76	0-3	0-1	0-4	Lavender-17	Bentley-21	6,875
5	Jun 23	@Washington	L	80- 84	0-3	0-2	0-5	Lavender-18	Meesseman-20 Ruffin-Pratt-20	7,400
6	Jun 26	@Connecticut	L	76- 80(OT)	0-3	0-3	0-6	Lavender-22	Bentley-18	5,542
7	Jun 28	@New York	L	70- 79	0-3	0-4	0-7	Toliver-30	Rodgers-23	8,926
8	Jul 2	SAN ANTONIO	W	86- 81	1-3	0-4	1-7	Ogwumike-27	Hamby-19	6,287
9	Jul 3	TULSA	W	98- 95	2-3	0-4	2-7	Toliver-43	Williams-22	6,358
10	Jul 5	PHOENIX	L	91- 94(OT)	2-4	0-4	2-8	Ogwumike-26	Bonner-22	9,069
11	Jul 8	@San Antonio	L	63- 70	2-4	0-5	2-9	Lavender-19	Robinson-22	3,100
12	Jul 11	@Tulsa	L	67- 82	2-4	0-6	2-10	Ogwumike-22	Christmas-24	6,144
13	Jul 15	@Seattle	L	61- 68	2-4	0-7	2-11	Ogwumike-12	Loyd-13	9,686
14	Jul 16	ATLANTA	L	72- 76	2-5	0-7	2-12	Lavender-20	McCoughtry-22	14,510
15	Jul 21	PHOENIX	W	70- 65	3-5	0-7	3-12	Lavender-19	Bonner-15	7,146
16	Jul 22	NEW YORK	L	53- 59	3-6	0-7	3-13	Toliver-16	Charles-14	7,354
17	Jul 29	@Minnesota	L	76- 82	3-6	0-8	3-14	Lavender-15	Moore-27	8,913
18	Jul 31	@Chicago	W	88- 77	3-6	1-8	4-14	Parker-31	Delle Donne-21	7,014
19	Aug 2	@San Antonio	W	80- 78	3-6	2-8	5-14	Lavender-20	Perkins-24	5,416
20	Aug 4	MINNESOTA	W	83- 61	4-6	2-8	6-14	Parker-18	Whalen-13 Moore-13	8,746
21	Aug 6	TULSA	W	84- 57	5-6	2-8	7-14	Ogwumike-26	Pierson-14	8,056
22	Aug 9	@Minnesota	L	64- 72	5-6	2-9	7-15	Ogwumike-18	Moore-20	9,021
23	Aug 11	SEATTLE	L	77- 85	5-7	2-9	7-16	Lavender-22	Langhorne-18	8,068
24	Aug 16	CHICAGO	W	76- 64	6-7	2-9	8-16	Parker-21	Delle Donne-23	9,053
25	Aug 18	INDIANA	L	68- 79	6-8	2-9	8-17	Parker-25	Catchings-20	7,046
26	Aug 21	@Phoenix	W	78- 68	6-8	3-9	9-17	Parker-26	Griner-20	11,237
27	Aug 23	@San Antonio	W	90- 59	6-8	4-9	10-17	Lavender-22	McBride-13	3,972
28	Aug 26	@Indiana	W	81- 79	6-8	5-9	11-17	Dabovic-18	Johnson-16	6,822
29	Aug 28	@Tulsa	L	66- 76	6-8	5-10	11-18	Parker-24	Williams-15 Sims-15	4,776
30	Aug 30	SAN ANTONIO	W	60- 52	7-8	5-10	12-18	Lavender-24	Perkins-15	19,076
31	Sep 3	WASHINGTON	W	93- 91	8-8	5-10	13-18	Parker-26	Meesseman-19	7,223
32	Sep 6	TULSA	W	92- 73	9-8	5-10	14-18	Parker-33	Pierson-21 Sims-21	10,114
33	Sep 9	@Atlanta	L	60- 90	9-8	5-11	14-19	Lavender-14	McCoughtry-23	3,856
34	Sep 11	@Phoenix	L	65- 70	9-8	5-12	14-20	Hamson-12	Currie-22	12,296

'15 SEASON IN REVIEW





2015 CUMULATIVE STATS

'15 LOS ANGELES SPARKS REGULAR SEASON CUME. STATS (14-20)

PLAYER	G	GS	MIN	-FIELD GOALS-			-3-POINT FG--			-FREE THROWS-			--REBOUNDS--					PF	DQ	STL	TO	BLK	PTS	AVG
				FG	FGA	PCT	FG	FGA	PCT	FT	FTA	PCT	OFF	DEF	TOT	AST								
Parker	16	16	551	116	237	.489	12	43	.279	66	81	.815	18	143	161	100	39	0	31	40	29	310	19.4	
Ogwumike	23	23	784	147	280	.525	1	12	.083	84	97	.866	48	119	167	49	57	1	25	43	11	379	16.5	
Lavender	34	34	1148	211	402	.525	3	9	.333	67	76	.882	68	213	281	62	58	0	14	72	41	492	14.5	
Toliver	28	28	864	119	265	.449	43	112	.384	65	72	.903	10	54	64	104	47	0	23	63	1	346	12.4	
Dabovic	24	8	530	74	166	.446	20	60	.333	42	52	.808	11	28	39	46	69	1	21	38	1	210	8.8	
Beard	14	11	365	49	100	.490	2	11	.182	9	10	.900	3	40	43	38	31	0	17	20	7	109	7.8	
Phillips	12	12	371	26	91	.286	12	45	.267	17	20	.850	10	26	36	37	29	1	11	18	2	81	6.8	
Lacy	8	4	176	18	44	.409	8	27	.296	0	0	---	8	15	23	5	21	0	2	5	1	44	5.5	
Johnson	34	11	720	60	186	.323	17	69	.246	37	44	.841	11	70	81	122	74	1	23	51	0	174	5.1	
Tolo	28	14	531	54	117	.462	0	7	.000	29	36	.806	21	62	83	29	84	3	7	27	28	137	4.9	
Abdi	17	5	237	28	79	.354	9	33	.273	4	7	.571	5	25	30	9	31	2	7	13	2	69	4.1	
Hoover	12	1	172	15	47	.319	8	28	.286	7	7	1.000	3	12	15	4	18	1	2	8	1	45	3.8	
Snow	2	0	26	3	7	.429	0	0	---	0	2	.000	0	3	3	0	4	0	0	4	1	6	3.0	
Lister	7	0	65	8	15	.533	4	5	.800	0	0	---	4	5	9	4	4	0	2	7	0	20	2.9	
Bradford	15	1	142	15	54	.278	6	26	.231	5	7	.714	4	16	20	7	20	0	6	5	2	41	2.7	
Hamson	25	2	163	16	29	.552	0	0	---	8	29	.276	16	21	37	5	22	0	6	5	13	40	1.6	
Clements	1	0	5	0	2	.000	0	2	.000	0	0	---	0	1	1	0	0	0	0	0	0	0	0.0	
SPARKS	34	-	6850	959	2121	.452	145	489	.297	440	540	.815	240	853	1093	621	608	10	197	450	140	2503	73.6	
OPPONENTS	34	-	6850	915	2206	.415	160	490	.327	545	703	.775	310	809	1119	550	577	0	239	375	110	2535	74.6	

PLAYER	--- SINGLE-GAME HIGHS ---							----- AVERAGE PER GAME -----							-CAREER HIGHS (C=SET, T=TIED THIS SEASON)-						
	MIN	REB	AST	ST	TO	BL	PTS	MIN	REB	AST	STL	TO	BLK	PTS	FG	FGA	FT	FTA	REB	AST	PTS
Parker	38	13	10	8	7	3	33	34.4	10.1	6.3	1.94	2.5	1.81	19.4	15	28	14	17	20	10C	40
Ogwumike	42	19	5	4	8	3	27	34.1	7.3	2.1	1.09	1.9	0.48	16.5	12T	21	14C	15C	20	8	35
Lavender	43	13	3	2	4	5	24	33.8	8.3	1.8	0.41	2.1	1.21	14.5	11	22C	8C	8T	13T	5	25
Toliver	39	7	9	3	5	1	43	30.9	2.3	3.7	0.82	2.3	0.04	12.4	15C	24C	14	14	9	9T	43C
Dabovic	37	5	8	4	6	1	18	22.1	1.6	1.9	0.88	1.6	0.04	8.8	8C	15C	5C	6C	5C	8C	18C
Beard	34	7	7	4	4	2	20	26.1	3.1	2.7	1.21	1.4	0.50	7.8	13	24	11	13	10	10	33
Phillips	43	6	5	2	5	1	20	30.9	3.0	3.1	0.92	1.5	0.17	6.8	9	18	7	8	8	7	21
Lacy	34	6	2	1	2	1	14	22.0	2.9	0.6	0.25	0.6	0.13	5.5	7	14	8	10	10	5	25
Johnson	33	5	10	3	6	0	17	21.2	2.4	3.6	0.68	1.5	0.00	5.1	10	19	8	9	10	12	26
Tolo	35	6	6	1	4	4	12	19.0	3.0	1.0	0.25	1.0	1.00	4.9	5C	11C	4C	6C	6C	6C	12C
Abdi	34	6	2	1	4	2	12	13.9	1.8	0.5	0.41	0.8	0.12	4.1	6	14C	3	4	6C	4	15
Hoover	40	3	2	1	3	1	17	14.3	1.3	0.3	0.17	0.7	0.08	3.8	6C	13C	3C	3C	3C	2C	17C
Snow	20	2	0	0	3	1	4	13.1	1.5	0.0	0.00	2.0	0.50	3.0	10	20	9	12	23	6	24
Lister	31	4	2	1	4	0	9	9.2	1.3	0.6	0.29	1.0	0.00	2.9	3C	6C	0C	0C	4C	2C	9C
Bradford	26	5	2	2	2	2	9	9.4	1.3	0.5	0.40	0.3	0.13	2.7	3C	10C	2C	3C	5C	2C	9C
Hamson	34	7	2	2	1	4	12	6.5	1.5	0.2	0.24	0.2	0.52	1.6	5C	8C	2C	7C	7C	2C	12C
Clements	5	1	0	0	0	0	5.3	1.0	0.0	0.00	0.00	0.0	0.00	0.0	8	13	3	3	6	3	17
SPARKS	225	43	28	12	25	14	98	201.5	32.1	18.3	5.79	13.2	4.12	73.6	43	97	40	51	55	31	105
OPPONENTS	225	55	26	15	18	11	95	201.5	32.9	16.2	7.03	11.0	3.24	74.6	44	93	42	56	55C	30	114

'15 SEASON IN REVIEW



2015 HOME & AWAY STATS



HOME GAMES (9-8)

PLAYER	GP	GS	-Field Goals-			-3 Field Goals-			-Free Throws-			-Rebounds-					-Averages-						
			MIN	FGM	FGA	PCT	3FGM	3FGA	PCT	FTM	FTA	PCT	OFF	DEF	TOT	AST	STL	BLK	PF	PTS	PPG	RPG	APG
Ogwumike	12	12	413	92	167	.551	0	5	.000	50	59	.847	29	63	92	18	20	5	29	234	19.5	7.7	1.5
Parker	8	8	273	57	116	.491	9	25	.360	32	39	.821	12	71	83	51	16	15	21	155	19.4	10.4	6.4
Lavender	17	17	576	102	194	.526	1	5	.200	40	45	.889	33	110	143	33	9	19	27	245	14.4	8.4	1.9
Toliver	14	14	467	63	139	.453	22	58	.379	33	38	.868	4	29	33	60	10	1	22	181	12.9	2.4	4.3
Dabovic	11	4	233	27	67	.403	6	28	.214	26	30	.867	4	12	16	19	9	0	26	86	7.8	1.5	1.7
Phillips	8	8	251	17	59	.288	7	25	.280	14	17	.824	8	20	28	31	7	2	18	55	6.9	3.5	3.9
Beard	8	5	227	25	59	.424	1	8	.125	3	4	.750	1	25	26	26	10	4	19	54	6.8	3.3	3.3
Tolo	14	7	299	37	63	.587	0	2	.000	18	22	.818	9	34	43	18	4	15	48	92	6.6	3.1	1.3
Johnson	17	5	335	33	92	.359	6	28	.214	22	26	.846	5	34	39	51	7	0	38	94	5.5	2.3	3.0
Lacy	4	3	82	6	19	.316	4	13	.308	0	0	.000	3	5	8	1	1	0	9	16	4.0	2.0	0.3
Abdi	10	2	112	14	34	.412	6	16	.375	2	2	1.000	1	10	11	3	4	2	15	36	3.6	1.1	0.3
Hoover	6	0	67	5	18	.278	4	11	.364	2	2	1.000	1	5	6	2	0	1	3	16	2.7	1.0	0.3
Bradford	6	0	26	2	12	.167	0	6	.000	2	2	1.000	0	4	4	2	0	0	3	6	1.0	0.7	0.3
Hamson	12	0	53	3	5	.600	0	0	.000	1	4	.250	3	9	12	3	0	1	5	7	0.6	1.0	0.4
Lister	2	0	7	0	1	.000	0	0	.000	0	0	.000	0	0	0	0	0	1	0	0	0.0	0.0	0.0
Clements	1	0	5	0	2	.000	0	2	.000	0	0	.000	0	1	1	0	0	0	0	0	0.0	1.0	0.0
SPARKS	17	85	3425	483	1047	.461	66	232	.284	245	290	.845	11	432	654	318	97	65	284	1277	75.1	38.5	18.7
OPPONENTS	17	85	3425	452	1103	.410	87	259	.336	244	313	.780	153	404	675	268	104	53	296	1235	72.6	39.7	15.8

AWAY GAMES (5-12)

PLAYER	GP	GS	-Field Goals-			-3 Field Goals-			-Free Throws-			-Rebounds-					-Averages-						
			MIN	FGM	FGA	PCT	3FGM	3FGA	PCT	FTM	FTA	PCT	OFF	DEF	TOT	AST	STL	BLK	PF	PTS	PPG	RPG	APG
Parker	8	8	278	59	121	.488	3	18	.167	34	43	.810	6	72	78	49	15	14	18	155	19.4	9.8	6.1
Lavender	17	17	572	109	208	.524	2	4	.500	27	31	.871	35	103	138	29	5	22	21	247	14.5	8.1	1.7
Ogwumike	11	11	371	55	113	.487	1	7	.143	34	38	.895	19	56	75	31	5	6	28	145	13.2	6.8	2.8
Toliver	14	14	397	56	126	.444	21	54	.389	32	34	.941	6	25	31	44	13	0	25	165	11.8	2.2	3.1
Dabovic	13	4	297	47	99	.475	14	32	.438	16	22	.727	7	16	23	27	12	1	43	124	9.5	1.8	2.1
Beard	6	6	138	24	41	.585	1	3	.333	6	6	1.000	2	15	17	12	7	3	12	55	9.2	2.8	2.0
Lacy	4	1	94	12	25	.480	4	14	.286	0	0	.000	5	10	15	4	1	1	12	28	7.0	3.8	1.0
Phillips	4	4	120	9	32	.281	5	20	.250	3	3	1.000	2	6	8	6	4	0	11	26	6.5	2.0	1.5
Hoover	6	1	105	10	29	.345	4	17	.235	5	5	1.000	2	7	9	2	2	0	15	29	4.8	1.5	0.3
Abdi	7	3	125	14	45	.311	3	17	.176	2	5	.400	4	15	19	6	3	0	16	33	4.7	2.7	0.9
Johnson	17	6	385	27	94	.287	11	41	.268	15	18	.833	6	36	42	71	16	0	36	80	4.7	2.5	4.2
Lister	5	0	57	8	14	.571	4	5	.800	0	0	.000	4	5	9	4	2	0	3	20	4.0	1.8	0.8
Bradford	9	1	116	13	42	.310	6	20	.300	3	5	.600	4	12	16	5	6	3	17	35	3.9	1.8	0.6
Tolo	14	7	233	17	54	.315	0	5	.000	11	14	.786	12	28	40	11	3	13	36	45	3.2	2.9	0.8
Snow	2	0	26	3	7	.429	0	0	.000	0	2	.000	0	3	3	0	0	1	4	6	3.0	1.5	0.0
Hamson	13	2	110	13	24	.542	0	0	.000	7	25	.280	13	12	25	2	6	12	17	33	2.5	1.9	0.2
SPARKS	17	85	3425	476	1074	.443	79	257	.307	195	250	.780	127	421	678	303	100	75	324	1226	72.1	39.9	17.8
OPPONENTS	17	85	3425	463	1103	.420	73	231	.316	301	390	.772	157	405	704	282	135	57	281	1300	76.5	41.4	16.6

'15 SEASON IN REVIEW





2015 RECORD BREAKDOWN

	OVERALL	HOME	ROAD	OT
	14-20	9-8	5-12	0-2
WESTERN	10-12	7-4	3-8	0-1
EASTERN	4-8	2-4	2-4	0-1
STREAKS	Lost 2	Won 3	Lost 3	Lost 2

WESTERN CONFERENCE (10-12)

WEST	HOME W-L	ROAD W-L	TOTAL W-L
Minnesota	1-1	0-2	1-3
Phoenix	1-1	1-1	2-2
San Antonio	2-0	2-1	4-1
Seattle	0-2	0-2	0-4
Tulsa	3-0	0-2	3-2
TOTAL	7-4	3-8	10-12

EASTERN CONFERENCE (4-8)

EAST	HOME W-L	ROAD W-L	TOTAL W-L
Atlanta	0-1	0-1	0-2
Chicago	1-0	1-0	2-0
Connecticut	0-1	0-1	0-2
Indiana	0-1	1-0	1-1
New York	0-1	0-1	0-2
Washington	1-0	0-1	1-1
TOTAL	2-4	2-4	4-8

SPARKS RECORD BY MONTH

	JUNE	JULY	AUGUST	SEPTEMBER
HOME	0-3	3-3	4-2	2-0
ROAD	0-4	1-4	4-2	0-2
TOTAL	0-7	4-7	8-4	2-2

Longest Winning Streak: 4 (07/31/15 - 8/6/15)
 Home: 3 (8/30/15 - 9/6/15)
 Road: 3 (8/21/15 - 8/26/15)
 Longest Losing Streak: 7 (6/6/15 - 6/28/15)
 Home: 3 (6/16/15 - 6/21/15)
 Road: 8 (6/6/15 - 7/29/15)
 Largest Margin of Victory: 31 (90-59) at San Antonio, 8/23/15
 Largest Margin of Defeat: 30 (60-90) at Atlanta, 9/9/15
 Largest Lead: 37 at San Antonio, 8/23/15
 Largest Deficit: 31 at Atlanta, 9/9/15
 Largest Comeback: 15 vs. Washington, 9/3/15
 Largest Blown Lead: 16 vs. Seattle, 8/11/15

'15 SEASON IN REVIEW



2015 INDIVIDUAL SEASON HIGHS



'15 LOS ANGELES SPARKS INDIVIDUAL SEASON HIGHS

PLAYER	MINUTES	FIELD GOALS	FREE THROWS	----- REBOUNDS -----			ASSISTS	STEALS	TURNOVERS	BLOCKED SHOTS	POINTS
				OFFENSIVE	DEFENSIVE	TOTAL					
FARHIYA ABDI	34C SEP. 9 at Atl.	5 SEP. 9 at Atl.	2 JUN. 21 vs Conn.	3C SEP. 9 at Atl.	5C SEP. 11 at Phoe.	6C(2) SEP. 11 at Phoe.	2 (2) SEP. 9 at Atl.	1T(7) SEP. 9 at Atl.	4C JUN. 21 vs Conn.	2C AUG. 30 vs S.A.	12 (2) SEP. 9 at Atl.
ALANA BEARD	34 JUN. 14 vs Sea.	8 JUN. 6 at Sea.	4 JUN. 6 at Sea.	1 (3) AUG. 6 vs Tulsa	6 (2) AUG. 6 vs Tulsa	7 (2) AUG. 6 vs Tulsa	7 (2) AUG. 4 vs Minn.	4 JUL. 31 at Chi.	4 JUN. 14 vs Sea.	2 SEP. 3 vs Wash.	20 JUN. 6 at Sea.
CRYSTAL BRADFORD	26C SEP. 9 at Atl.	3C(2) SEP. 11 at Phoe.	2C(2) SEP. 11 at Phoe.	2C AUG. 21 at Phoe.	5C AUG. 26 at Ind.	5C AUG. 26 at Ind.	2C AUG. 23 at S.A.	2C(2) SEP. 9 at Atl.	2C SEP. 9 at Atl.	2C AUG. 23 at S.A.	9C(2) SEP. 11 at Phoe.
COURTNEY CLEMENTS	5 JUN. 21 vs Conn.	0	0	0	1 JUN. 21 vs Conn.	1 JUN. 21 vs Conn.	0	0	0	0	0
ANA DABOVIC	37C AUG. 26 at Ind.	8C AUG. 26 at Ind.	5C(2) SEP. 3 vs Wash.	3C AUG. 18 vs Ind.	3C(3) SEP. 11 at Phoe.	5C AUG. 18 vs Ind.	8C SEP. 9 at Atl.	4C SEP. 9 at Atl.	6C AUG. 18 vs Ind.	1C AUG. 26 at Ind.	18C(2) AUG. 26 at Ind.
JENNIFER HAMSON	34C SEP. 9 at Atl.	5C SEP. 11 at Phoe.	2C(2) SEP. 11 at Phoe.	4C AUG. 23 at S.A.	6C SEP. 11 at Phoe.	7C SEP. 11 at Phoe.	2C JUL. 5 vs Phoe.	2C(2) SEP. 11 at Phoe.	1C(5) SEP. 9 at Atl.	4C AUG. 23 at S.A.	12C SEP. 11 at Phoe.
ANDREA HOOVER	40C JUN. 26 at Conn.	6C JUN. 26 at Conn.	3C JUN. 26 at Conn.	1C(3) JUL. 8 at S.A.	3C JUN. 23 at Wash.	3C(2) JUN. 26 at Conn.	2C JUN. 26 at Conn.	1C(2) JUN. 26 at Conn.	3C JUN. 26 at Conn.	1C JUN. 21 vs Conn.	17C JUN. 26 at Conn.
TEMEKA JOHNSON	33 (2) JUL. 15 at Sea.	6 JUN. 23 at Wash.	7 JUN. 21 vs Conn.	2 (2) AUG. 11 vs Sea.	4 (6) AUG. 30 vs S.A.	5 JUL. 11 at Tulsa	10 (2) JUN. 23 at Wash.	3 JUL. 31 at Chi.	6 JUN. 21 vs Conn.	0	17 JUN. 23 at Wash.
JENNIFER LACY	34 JUN. 21 vs Conn.	6 JUN. 23 at Wash.	0	3 JUN. 23 at Wash.	4 (2) JUN. 21 vs Conn.	6 (2) JUN. 21 vs Conn.	2 (2) JUN. 26 at Conn.	1 (2) JUN. 23 at Wash.	2 JUN. 23 at Wash.	1 JUN. 26 at Conn.	14 JUN. 23 at Wash.
JANTEL LAVENDER	43C JUN. 26 at Conn.	10 AUG. 2 at S.A.	8C AUG. 30 vs S.A.	4 (4) AUG. 26 at Ind.	11C(2) JUL. 21 vs Phoe.	13T(2) AUG. 4 vs Minn.	3 (13) SEP. 6 vs Tulsa	2 (2) JUN. 26 at Conn.	4 (5) AUG. 28 at Tulsa	5C AUG. 23 at S.A.	24 AUG. 30 vs S.A.
JASMINE LISTER	31C JUN. 26 at Conn.	3C(2) JUN. 28 at N.Y.	0C	2C JUN. 23 at Wash.	2C(2) JUN. 26 at Conn.	4C JUN. 23 at Wash.	2C JUN. 26 at Conn.	1C(2) JUN. 28 at N.Y.	4C JUN. 26 at Conn.	0C	9C JUN. 28 at N.Y.





2015 INDIVIDUAL SEASON HIGHS

'15 LOS ANGELES SPARKS INDIVIDUAL SEASON HIGHS (CONT.)

PLAYER	MINUTES	FIELD	FREE	----- REBOUNDS -----			ASSISTS	STEALS	TURNOVERS	BLOCKED	POINTS
		GOALS	THROWS	OFFENSIVE	DEFENSIVE	TOTAL				SHOTS	
NNEKA OGWUMIKE	42C (2) JUL. 5 vs Phoe.	12T SEP. 6 vs Tulsa	14C SEP. 3 vs Wash.	6 JUL. 5 vs Phoe.	14C JUN. 28 at N.Y.	19 JUL. 5 vs Phoe.	5 JUN. 23 at Wash.	4 AUG. 4 vs Minn.	8T JUL. 15 at Sea.	3 JUL. 8 at S.A.	27 JUL. 2 vs S.A.
CANDACE PARKER	38 (2) SEP. 3 vs Wash.	12 (3) SEP. 6 vs Tulsa	9 AUG. 18 vs Ind.	4 AUG. 4 vs Minn.	11 (2) AUG. 30 vs S.A.	13 AUG. 4 vs Minn.	10C AUG. 16 vs Chi.	8C AUG. 18 vs Ind.	7T AUG. 18 vs Ind.	3 (5) AUG. 30 vs S.A.	33 SEP. 6 vs Tulsa
ERIN PHILLIPS	43C JUL. 5 vs Phoe.	5 JUL. 5 vs Phoe.	6 JUL. 5 vs Phoe.	3 JUL. 3 vs Tulsa	4 (2) JUN. 16 vs Minn.	6 JUN. 16 vs Minn.	5 (4) JUL. 16 vs Atl.	2 (4) JUL. 22 vs N.Y.	5T JUN. 16 vs Minn.	1T (2) JUL. 22 vs N.Y.	20 JUL. 5 vs Phoe.
MICHELLE SNOW	20 SEP. 9 at Atl.	2 SEP. 9 at Atl.	0	0	2 SEP. 9 at Atl.	2 SEP. 9 at Atl.	0	0	3 SEP. 9 at Atl.	1 SEP. 9 at Atl.	4 SEP. 9 at Atl.
KRISTI TOLIVER	39 (2) JUL. 5 vs Phoe.	15C JUL. 3 vs Tulsa	9 JUN. 28 at N.Y.	2 AUG. 9 at Minn.	7C (2) AUG. 23 at S.A.	7 (2) AUG. 23 at S.A.	9T JUL. 3 vs Tulsa	3 (2) AUG. 23 at S.A.	5 (3) SEP. 11 at Phoe.	1 JUL. 22 vs N.Y.	43C JUL. 3 vs Tulsa
MARIANNA TOLO	35C (2) JUL. 5 vs Phoe.	5C (3) JUL. 3 vs Tulsa	4C (2) AUG. 21 at Phoe.	2C (6) AUG. 26 at Ind.	6C JUN. 14 vs Sea.	6C (3) JUN. 26 at Conn.	6C AUG. 23 at S.A.	1C (7) AUG. 26 at Ind.	4C JUN. 26 at Conn.	4C JUL. 21 vs Phoe.	12C (2) JUL. 3 vs Tulsa
SPARKS High Games	225 (2) JUL. 5 vs Phoe.	37 (3) SEP. 6 vs Tulsa	35 SEP. 3 vs Wash.	11 (3) JUL. 11 at Tulsa	34 AUG. 6 vs Tulsa	43 AUG. 6 vs Tulsa	28 AUG. 23 at S.A.	12 (2) AUG. 18 vs Ind.	25 JUL. 15 at Sea.	14 AUG. 23 at S.A.	98 JUL. 3 vs Tulsa

"C" indicates a new career-high, "T" a tied career-high.

Numbers in parentheses indicate the number of games in which a player or team has reached a given total (if more than one).





2015 INDIVIDUAL SINGLE-GAME HIGHS

POINTS

LAS: 43, Kristi Toliver vs. TUL, 7/3
 OPP: 27, Maya Moore @ MIN, 7/29

POINTS - HALF

LAS: 29, Kristi Toliver vs. TUL, 7/3 (2nd Half)
 OPP: 18, Angel McCoughtry @ ATL, 9/9 (2nd Half)

FIELD GOALS MADE

LAS: 15, Kristi Toliver vs. TUL, 7/3*
 OPP: 9 (3), Crystal Langhorne vs. SEA, 8/11

FIELD GOALS ATTEMPTED

LAS: 23, Candace Parker @ PHO, 8/21
 OPP: 22, Maya Moore @ MIN, 7/29

3PT FIELD GOALS MADE

LAS: 7, Kristi Toliver vs. TUL, 7/3*
 OPP: 5, Shoni Schimmel @ ATL, 9/9

3PT FIELD GOALS ATTEMPTED

LAS: 12, Kristi Toliver vs. TUL, 7/3
 OPP: 11, Shoni Schimmel @ ATL, 9/9

FREE THROWS MADE

LAS: 14, Nneka Ogumike vs. WAS, 9/3
 OPP: 12, Angel McCoughtry vs. ATL, 7/16

* Denotes WNBA Single-Game Season-High

FREE THROWS ATTEMPTED

LAS: 15, Nneka Ogumike vs. WAS, 9/3
 OPP: 13, Angel McCoughtry vs. ATL, 7/16

TOTAL REBOUNDS

LAS: 19, Nneka Ogumike vs. PHO, 7/5*
 OPP: 14, Tina Charles vs. NYL, 7/22

OFFENSIVE REBOUNDS

LAS: 6, Nneka Ogumike vs. PHO, 7/5
 OPP: 8, Damiris Dantas @ ATL, 9/9

DEFENSIVE REBOUNDS

LAS: 14, Nneka Ogumike @ NYL, 6/28*
 OPP: 9, Tina Charles vs. NYL, 7/22

ASSISTS

LAS: 10 (3), Candace Parker vs. IND, 8/18
 OPP: 13 (2), Courtney Vandersloot @ CHI, 7/31

BLOCKED SHOTS

LAS: 5, Jantel Lavender @ SAN, 8/23
 OPP: 4, Brittney Griner vs. PHO, 7/5

STEALS

LAS: 8, Candace Parker vs. IND, 8/18*
 OPP: 5, Crystal Langhorne @ SEA, 7/15

MINUTES

LAS: 43, Jantel Lavender @ CON, 6/26
 OPP: 44, Alex Bentley @ CON, 6/26

2015 QUARTER-BY-QUARTER SCORING AVERAGES

	1ST	2ND	1ST H	3RD	4TH	2ND H	OT	OVERALL
Sparks	19.5	17.4	36.8	18.2	18.1	36.3	7.5	73.6
TOTAL	662	592	1254	618	616	1234	15	2503
Opponents	18.6	17.0	35.6	18.9	19.4	38.3	11.0	74.6
TOTALS	632	579	1211	644	658	1302	22	2535



2015 MISCELLANEOUS STATS

2015 TEAM LEADERS (INCLUDES TIES)

PLAYER	SCORING	REBOUNDING	ASSISTS	STEALS	BLOCKS	MINUTES
Abdi	0	1	0	3	0	1
Beard	1	0	2	5	2	1
Bradford	0	0	0	0	0	0
Clements	0	0	0	0	0	0
Dabovic	1	0	4	6	0	1
Hamson	1	1	0	2	6	1
Hoover	0	0	0	0	0	0
Johnson	0	0	10	5	0	0
Lacy	0	0	0	1	0	0
Lavender	14	16	1	3	14	11
Lister	0	0	0	0	0	0
Ogwumike	6	8	0	9	2	7
Parker	8	12	12	9	10	8
Phillips	0	0	3	4	1	3
Snow	0	0	0	0	0	0
Toliver	3	0	9	7	0	6
Tolo	0	0	0	0	9	1

2015 DOUBLE FIGURE GAMES

PLAYER	10+ PTS	20+PTS	30+ PTS	10+ REBS	10+ ASTS
Abdi	3	0	0	0	0
Beard	6	1	0	0	0
Bradford	0	0	0	0	0
Clements	0	0	0	0	0
Dabovic	11	0	0	0	0
Hamson	1	0	0	0	0
Hoover	1	0	0	0	0
Johnson	3	0	0	0	2
Lacy	1	0	0	0	0
Lavender	30	7	0	12	0
Lister	0	0	0	0	0
Ogwumike	20	6	0	6	0
Parker	16	8	2	11	1
Phillips	3	1	0	0	0
Snow	0	0	0	0	0
Toliver	17	3	2*	0	0
Tolo	5	0	0	0	0

*Denotes 40+ points

DOUBLE-DOUBLES (PTS/REBS): Lavender (12), Parker (11), Ogwumike (6)

DOUBLE-DOUBLES (PTS/ASTS): Johnson (2), Parker (1)

'15 SEASON IN REVIEW





2015 GAMES MISSED TO INJURY

PLAYER	INJURY/ILLNESS	GAMES MISSED	RECORD
Farhiya Abdi	Left Knee	11 (6/26 - 7/22)	3-8
Alana Beard	Left Foot Right Quadricep	14 (6/16 - 7/22) 1 (8/11)	3-11 0-1
		TOTAL: 15	3-12
Nneka Ogwumike	Left Ankle Concussion-Like Symptoms	4 (6/6 - 6/21) 6 (8/18 - 8/30)	0-4 4-2
		TOTAL: 10	4-6
Erin Phillips	Right Knee	22 (6/21 -6/28; 7/19 - 9/11)	11-11
Marianna Tolo	Left Knee	6 (8/28 - 9/11)	3-3
		SPARKS TEAM TOTAL: 64	

2015 STARTING LINEUPS (18) MOST RECENT LISTED FIRST

GUARD	GUARD	FORWARD	FORWARD	CENTER	RECORD
Toliver	Dabovic	Ogwumike	Lavender	Hamson	0-1 (.000)
Toliver	Bradford	Abdi	Lavender	Hamson	0-1 (.000)
Toliver	Dabovic	Ogwumike	Parker	Lavender	2-0 (1.000)
Johnson	Toliver	Dabovic	Parker	Lavender	1-1 (.500)
Toliver	Dabovic	Parker	Lavender	Tolo	2-0 (1.000)
Toliver	Beard	Parker	Lavender	Tolo	1-0 (1.000)
Toliver	Dabovic	Beard	Parker	Lavender	0-1 (.000)
Toliver	Johnson	Ogwumike	Parker	Lavender	0-1 (.000)
Toliver	Beard	Ogwumike	Parker	Lavender	5-2 (.714)
Phillips	Toliver	Ogwumike	Lavender	Tolo	1-4 (.200)
Johnson	Toliver	Phillips	Ogwumike	Lavender	2-2 (.500)
Johnson	Toliver	Lacy	Ogwumike	Lavender	0-1 (.000)
Johnson	Hoover	Ogwumike	Lavender	Tolo	0-1 (.000)
Johnson	Abdi	Ogwumike	Lavender	Tolo	0-1 (.000)
Johnson	Abdi	Lacy	Lavender	Tolo	0-1 (.000)
Phillips	Abdi	Lacy	Lavender	Tolo	0-1 (.000)
Phillips	Beard	Lacy	Lavender	Tolo	0-1 (.000)
Phillips	Beard	Abdi	Lavender	Tolo	0-1 (.000)





SEASON-BY-SEASON

2016 LOS ANGELES SPARKS MEDIA GUIDE
CELEBRATING THE 20TH ANNIVERSARY OF THE WNBA

SEASON-BY-SEASON RESULTS



2014 LOS ANGELES SPARKS REGULAR SEASON CUME. STATS



Seated (L-R): Armintie Herrington, Lindsey Harding, Alana Beard, Candace Parker, Candice Wiggins, Farhiya Abdi, Kristi Toliver; Standing (L-R): William Scott, Angela Bryant, Michael Fischer, Nikki Greene, Sandrine Gruda, Gary Kloppenburg, Penny Toler, Steve Smith, Jantel Lavender, Nneka Ogumike, Courtney Watson, Thomas Archie

SEASON-BY-SEASON ('14)



PLAYER	GP	GS	-Field Goals-									-Free Throws-			-Rebounds-					-Averages-			
			MIN	FGM	FGA	PCT	3FGM	3FGA	PCT	FTM	FTA	PCT	OFF	DEF	TOT	AST	STL	BLK	PF	PTS	PPG	RPG	APG
Parker	30	29	994	216	461	.469	19	62	.306	132	156	.846	29	185	214	128	54	41	51	583	19.4	7.1	4.3
Ogumike	33	33	909	204	392	.520	3	10	.300	110	126	.873	66	168	234	49	58	16	93	521	15.8	7.1	1.5
Lavender	34	27	961	174	330	.527	1	5	.200	54	68	.794	66	147	213	51	17	27	66	403	11.9	6.3	1.5
Toliver	27	21	772	115	260	.442	46	117	.393	43	51	.843	8	50	58	111	30	1	66	319	11.8	2.1	4.1
Beard	33	33	915	119	257	.463	8	28	.286	35	47	.745	19	67	86	84	37	15	86	281	8.5	2.6	2.5
Harding	31	10	705	70	210	.333	5	22	.227	33	42	.786	14	41	55	98	32	1	50	178	5.7	1.8	3.2
Herrington	34	17	788	59	123	.480	0	1	.000	16	35	.457	41	53	94	67	51	6	65	134	3.9	2.8	1.9
Gruda	34	0	410	51	130	.392	0	0	.000	26	39	.667	40	62	102	19	13	5	43	128	3.8	3.0	0.6
Abdi	17	0	143	19	44	.432	1	7	.143	3	3	1.000	3	6	9	5	1	0	15	42	2.5	0.5	0.3
Prahalis	2	0	21	2	4	.500	0	1	.000	0	0	.000	0	3	3	0	0	0	4	4	2.0	1.5	0.0
Wiggins	17	0	237	9	48	.188	6	24	.250	4	5	.800	8	12	20	16	12	3	31	28	1.6	1.2	0.9
Morris	4	0	30	3	13	.231	0	5	.000	0	0	.000	2	1	3	3	2	0	5	6	1.5	0.8	0.8
Greene	11	0	38	2	10	.200	0	0	.000	1	1	1.000	3	8	11	0	1	1	10	5	0.5	1.0	0.0
SPARKS	34	170	6923	1043	2282	.457	89	282	.316	457	573	.798	299	803	1102	631	308	116	585	2632	77.4	32.4	18.6
OPPONENTS	34	170	6923	1006	2238	.450	158	502	.315	469	580	.809	305	839	1144	615	274	111	569	2639	77.6	33.6	18.1



SEASON-BY-SEASON RESULTS

2014 LOS ANGELES SPARKS GAME-BY-GAME RESULTS (16-18)

NO.	DATE	OPPONENT	W-L	SCORE	HOME	ROAD	TOTAL
1	5/16	@Seattle	W	80-69	0-0	1-0	1-0
2	5/18	PHOENIX	L	69-74	0-1	1-0	1-1
3	5/25	SAN ANTONIO	W	83-62	1-1	1-0	2-1
4	6/1	@Washington	L	84-92 (3OT)	1-1	1-1	2-2
5	6/3	@Atlanta	L	85-93	1-1	1-2	2-3
6	6/6	@Chicago	W	102-88	1-1	2-2	3-3
7	6/8	MINNESOTA	L	72-85	1-2	2-2	3-4
8	6/13	@Tulsa	L	67-69	1-2	2-3	3-5
9	6/14	@San Antonio	L	74-101	1-2	2-4	3-6
10	6/17	MINNESOTA	L	77-94	1-3	2-4	3-7
11	6/19	TULSA	W	87-77	2-3	2-4	4-7
12	6/22	SAN ANTONIO	L	69-72	2-4	2-4	4-8
13	6/24	SEATTLE	W	65-57	3-4	2-4	5-8
14	6/28	@Tulsa	W	92-89 (OT)	3-4	3-4	6-8
15	7/1	CHICAGO	L	83-90	3-5	3-4	6-9
16	7/3	@Seattle	W	70-56	3-5	4-4	7-9
17	7/6	PHOENIX	L	89-94	3-6	4-4	7-10
18	7/8	@Minnesota	L	72-83	3-6	4-5	7-11
19	7/11	@New York	W	68-54	3-6	5-5	8-11
20	7/13	@Connecticut	W	90-64	3-6	6-5	9-11
21	7/15	@Indiana	W	86-78	3-6	7-5	10-11
22	7/17	WASHINGTON	L	75-79	3-7	7-5	10-12
23	7/23	NEW YORK	L	64-66	3-8	7-5	10-13
24	7/24	PHOENIX	L	73-93	3-9	7-5	10-14
25	7/26	@Seattle	W	77-69	3-9	8-5	11-14
26	7/28	INDIANA	W	77-73	4-9	8-5	12-14
27	7/29	@Phoenix	L	69-90	4-9	8-6	12-15
28	8/3	CONNECTICUT	W	70-69	5-9	8-6	13-15
29	8/5	TULSA	L	90-96	5-10	8-6	13-16
30	8/8	ATLANTA	W	80-77 (OT)	6-10	8-6	14-16
31	8/10	@San Antonio	L	76-82	6-10	8-7	14-17
32	8/12	@Minnesota	W	71-63	6-10	9-7	15-17
33	8/15	SEATTLE	W	77-65	7-10	9-7	16-17
34	8/16	@Phoenix	L	69-76	7-10	9-8	16-18

WEST	W-L	PCT.	GB
Phoenix-y	29-5	.853	--
Minnesota-x	25-9	.735	4.0
San Antonio-x	16-18	.471	13.0
Los Angeles-x	16-18	.471	13.0
Tulsa-e	12-22	.353	17.0
Seattle-e	12-22	.353	17.0

SEASON-BY-SEASON (14)



SEASON-BY-SEASON RESULTS



2013 LOS ANGELES SPARKS REGULAR SEASON CUME. STATS



Seated (L-R): Ebony Hoffman, Marissa Coleman, Nneka Ogumike, Paula Madison, Candace Parker, Jantel Lavender, Jenna O'Hea;
 Standing (L-R): Michael Fischer, Michael McIntyre, Bridget Pettis, Sandy Brondello, Carol Ross, Farhiya Abdi, Lindsey Harding,
 Kristi Toliver, A'dia Mathies, Alana Beard, Penny Toler, Vincent Malcolm, Courtney Watson,
 Thomas Archie, Bruce Deziel, Angela Bryant

SEASON-BY-SEASON (13)



PLAYER	GP	GS	-Field Goals-							-Free Throws-			-Rebounds-					-Averages-					
			MIN	FGM	FGA	PCT	3FGM	3FGA	PCT	FTM	FTA	PCT	OFF	DEF	TOT	AST	STL	BLK	PF	PTS	PPG	RPG	APG
Parker	31	31	889	208	422	.493	9	35	.257	131	172	.762	44	225	269	117	40	57	42	556	17.9	8.7	3.8
Ogumike	34	34	878	192	339	.566	2	5	.400	109	132	.826	95	163	258	45	50	33	101	495	14.6	7.6	1.3
Toliver	34	34	1019	181	396	.457	49	128	.383	69	83	.831	18	69	87	114	43	6	86	480	14.1	2.6	3.4
Harding	33	33	1011	134	304	.441	4	22	.182	88	116	.759	17	72	89	170	34	13	60	360	10.9	2.7	5.2
Lavender	34	3	571	107	211	.507	0	0	.000	32	37	.865	49	105	154	18	19	22	52	246	7.2	4.5	0.5
Beard	32	32	703	85	185	.459	1	8	.125	28	34	.824	13	59	72	45	40	10	72	199	6.2	2.3	1.4
Coleman	34	3	595	58	135	.430	20	50	.400	21	33	.636	32	68	100	34	24	5	43	157	4.6	2.9	1.0
Hoffman	33	0	412	46	108	.426	1	14	.071	8	9	.889	14	50	64	33	16	11	73	101	3.1	1.9	1.0
O'Hea	29	0	398	28	64	.438	20	40	.500	10	15	.667	12	38	50	31	10	6	38	86	3.0	1.7	1.1
Mathies	30	0	276	24	68	.353	4	16	.250	16	25	.640	7	13	20	23	9	2	35	68	2.3	0.7	0.8
Abdi	17	0	122	15	39	.385	0	0	.000	8	12	.667	4	8	12	9	2	1	15	38	2.2	0.7	0.5
SPARKS	34	170	6875	1078	2271	.475	110	318	.345	520	668	.778	305	870	1175	639	287	166	617	2786	81.9	34.6	18.8
OPPONENTS	34	170	6875	954	2313	.412	137	471	.291	504	655	.769	357	787	1144	534	278	109	601	2549	75.0	33.6	15.7



SEASON-BY-SEASON RESULTS

2013 LOS ANGELES SPARKS GAME-BY-GAME RESULTS (24-10)

NO.	DATE	OPPONENT	W-L	SCORE	HOME	ROAD	TOTAL
1	5/26	SEATTLE	W	102-69	1-0	0-0	1-0
2	6/1	@San Antonio	L	78-83	1-0	0-1	1-1
3	6/8	TULSA	W	76-69	2-0	0-1	2-1
4	6/14	@Phoenix	L	81-97	2-0	0-2	2-2
5	6/15	SAN ANTONIO	W	84-48	3-0	0-2	3-2
6	6/21	MINNESOTA	W	87-59	4-0	0-2	4-2
7	6/23	WASHINGTON	W	76-69 (OT)	5-0	0-2	5-2
8	6/28	@Minnesota	L	64-88	5-0	0-3	5-3
9	6/29	@Chicago	L	82-94	5-0	0-4	5-4
10	7/2	MINNESOTA	W	96-66	6-0	0-4	6-4
11	7/4	NEW YORK	W	97-89	7-0	0-4	7-4
12	7/6	SAN ANTONIO	W	93-66	8-0	0-4	8-4
13	7/11	@Tulsa	W	94-78	8-0	1-4	9-4
14	7/14	@Phoenix	W	88-76	8-0	2-4	10-4
15	7/17	ATLANTA	W	77-73	9-0	2-4	11-4
16	7/18	PHOENIX	L	84-90	9-1	2-4	11-5
17	7/20	@Seattle	W	65-64	9-1	3-4	12-5
18	7/25	SEATTLE	L	66-73	9-2	3-4	12-6
19	8/2	@Tulsa	L	89-96	9-2	3-5	12-7
20	8/4	@Washington	W	75-57	9-2	4-5	13-7
21	8/6	@Connecticut	W	74-72	9-2	5-5	14-7
22	8/8	@Indiana	W	74-64	9-2	6-5	15-7
23	8/10	@New York	W	85-67	9-2	7-5	16-7
24	8/13	CHICAGO	W	80-76	10-2	7-5	17-7
25	8/16	INDIANA	W	94-72	11-2	7-5	18-7
26	8/20	@Seattle	L	57-77	11-2	7-6	18-8
27	8/25	TULSA	W	90-88 (OT)	12-2	7-6	19-8
28	8/27	CONNECTICUT	W	91-78	13-2	7-6	20-8
29	8/31	@San Antonio	W	80-67	13-2	8-6	21-8
30	9/2	@Atlanta	L	82-92	13-2	8-7	21-9
31	9/4	@Minnesota	L	74-83	13-2	8-8	21-10
32	9/6	@Tulsa	W	74-70	13-2	9-8	22-10
33	9/12	MINNESOTA	W	85-84	14-2	9-8	23-10
34	9/15	PHOENIX	W	89-55	15-2	9-8	24-10

WEST	W-L	PCT.	GB
Minnesota-z	26-8	.765	--
Los Angeles-x	24-10	.706	2.0
Phoenix-x	19-15	.559	7.0
Seattle-x	17-17	.500	9.0
San Antonio-e	12-22	.353	14.0
Tulsa-e	11-23	.324	15.0

SEASON-BY-SEASON (13)



SEASON-BY-SEASON RESULTS



2012 LOS ANGELES SPARKS REGULAR SEASON CUME. STATS



Seated (L-R): Jenna O'Hea, April Sykes, Kristi Toliver, Paula Madison, Alana Beard, Marissa Coleman, Nneka Ogumike;
 Standing (L-R): Jim Lewis, Mike Levy, Sandy Brondello, Carol Ross, Ebony Hoffman, DeLisha Milton-Jones, Nicky Anosike,
 Candace Parker, Jantel Lavender, Penny Toler, Thomas Archie, Courtney Watson, Angela Bryant

SEASON-BY-SEASON ('12)



PLAYER	GP	GS	-Field Goals-			-3 Field Goals-			-Free Throws-			-Rebounds-					-Averages-						
			MIN	FGM	FGA	PCT	3FGM	3FGA	PCT	FTM	FTA	PCT	OFF	DEF	TOT	AST	STL	BLK	PF	PTS	PPG	RPG	APG
Toliver	34	33	1071	197	401	.491	64	151	.424	137	152	.901	31	78	109	166	45	3	102	595	17.5	3.2	4.9
Parker	33	33	1014	228	474	.481	19	59	.322	98	138	.710	83	237	320	110	51	76	58	573	17.4	9.7	3.3
Ogumike	33	33	920	178	333	.535	1	7	.143	105	143	.734	98	149	247	40	46	29	87	462	14.0	7.5	1.2
Beard	33	33	1017	137	314	.436	35	87	.402	66	83	.795	10	61	71	109	66	13	91	375	11.4	2.2	3.3
Milton-Jones	34	34	926	123	295	.417	29	89	.326	65	79	.823	48	102	150	60	34	24	95	340	10.0	4.4	1.8
Lavender	34	1	490	81	160	.506	0	0	.000	27	32	.844	50	84	134	18	9	18	56	189	5.6	3.9	0.5
O'Hea	8	0	144	13	25	.520	7	14	.500	5	7	.714	8	12	20	16	3	1	14	38	4.8	2.5	2.0
Sykes	30	0	259	33	87	.379	18	48	.375	8	15	.533	8	26	34	19	9	4	27	92	3.1	1.1	0.6
Coleman	34	2	548	37	116	.319	14	55	.255	18	20	.900	24	63	87	36	21	8	44	106	3.1	2.6	1.1
Miller	10	1	141	11	37	.297	2	6	.333	2	2	1.000	9	18	27	11	2	0	4	26	2.6	2.7	1.1
Hoffman	20	0	208	15	52	.346	5	19	.263	8	10	.800	13	29	42	9	13	1	30	49	2.5	2.1	0.5
Anosike	10	0	57	2	8	.250	0	0	.000	6	6	1.000	0	12	12	5	3	2	9	10	1.0	1.2	0.5
Evans	3	0	15	1	5	.200	0	4	.000	0	0	.000	0	0	0	3	1	0	1	2	0.7	0.0	1.0
Riley	2	0	15	0	5	.000	0	1	.000	0	0	.000	0	1	1	2	0	0	3	0	0.0	0.5	1.0
SPARKS	34	170	6825	1059	2312	.458	194	540	.359	545	687	.793	382	872	1254	604	303	179	621	2857	84.0	36.9	17.8
OPPONENTS	34	170	6825	992	2385	.416	208	645	.322	469	641	.732	382	759	1141	589	302	104	606	2661	78.3	33.6	17.3



SEASON-BY-SEASON RESULTS

2012 LOS ANGELES SPARKS GAME-BY-GAME RESULTS (24-10)

NO.	DATE	OPPONENT	W-L	SCORE	HOME	ROAD	TOTAL
1	5/18	@Seattle	W	72-66	0-0	1-0	1-0
2	5/22	SEATTLE	W	74-61	1-0	1-0	2-0
3	5/24	@Minnesota	L	84-92	1-0	1-1	2-1
4	5/26	@Phoenix	W	99-88	1-0	2-1	3-1
5	5/29	TULSA	W	76-75	2-0	2-1	4-1
6	6/3	SEATTLE	W	67-65	3-0	2-1	5-1
7	6/8	PHOENIX	W	90-74	4-0	2-1	6-1
8	6/13	@Connecticut	W	87-81	4-0	3-1	7-1
9	6/15	@Atlanta	L	59-92	4-0	3-2	7-2
10	6/16	@San Antonio	L	85-98 (OT)	4-0	3-3	7-3
11	6/18	WASHINGTON	W	101-70	5-0	3-3	8-3
12	6/20	TULSA	W	95-79	6-0	3-3	9-3
13	6/23	@Phoenix	W	93-84	6-0	4-3	10-3
14	6/24	SAN ANTONIO	L	71-91	6-1	4-3	10-4
15	6/26	@Tulsa	L	75-91	6-1	4-4	10-5
16	6/28	@San Antonio	L	80-94	6-1	4-5	10-6
17	7/5	MINNESOTA	W	96-90	7-1	4-5	11-6
18	7/7	SEATTLE	W	83-59	8-1	4-5	12-6
19	7/8	ATLANTA	W	79-63	9-1	4-5	13-6
20	7/10	@Phoenix	W	90-71	9-1	5-5	14-6
21	7/12	@Indiana	W	77-74	9-1	6-5	15-6
22	8/18	@Seattle	W	82-71	9-1	7-5	16-6
23	8/21	INDIANA	W	79-69	10-1	7-5	17-6
24	8/23	SAN ANTONIO	W	101-77	11-1	7-5	18-6
25	8/25	NEW YORK	W	87-62	12-1	7-5	19-6
26	8/30	@Tulsa	L	85-99	12-1	7-6	19-7
27	9/2	@Chicago	L	74-85	12-1	7-7	19-8
28	9/4	@Minnesota	L	77-88	12-1	7-8	19-9
29	9/7	@Washington	W	96-68	12-1	8-8	20-9
30	9/9	@New York	L	71-73	12-1	8-9	20-10
31	9/13	CHICAGO	W	86-77	13-1	8-9	21-10
32	9/14	CONNECTICUT	W	93-82	14-1	8-9	22-10
33	9/18	PHOENIX	W	101-76	15-1	8-9	23-10
34	9/20	MINNESOTA	W	92-76	16-1	8-9	24-10

WEST	W-L	PCT.	GB
Minnesota-z	27-7	.794	--
Los Angeles-x	24-10	.706	3.0
San Antonio-x	21-13	.618	6.0
Seattle-x	16-18	.471	11.0
Tulsa-e	9-25	.265	18.0
Phoenix-e	7-27	.206	20.0

SEASON-BY-SEASON (12)



SEASON-BY-SEASON RESULTS



2011 LOS ANGELES SPARKS REGULAR SEASON CUME. STATS



Seated (L-R): Natasha Lacy, Jenna O'Hea, LaToya Pringle, Joe Bryant, Jantel Lavender, Ebony Hoffman, Kristi Toliver;
 Standing (L-R): Angela Bryant, Michael McIntyre, Sandy Brondello, Mike Levy, Noelle Quinn, DeLisha Milton-Jones, Candace Parker,
 Tina Thompson, Ticha Penicheiro, Courtney Watson, Penny Toler, Thomas Archie, Kevin McConnell

SEASON-BY-SEASON ('11)



PLAYER	GP	GS	-Field Goals-			-3 Field Goals-			-Free Throws-			-Rebounds-					-Averages-						
			MIN	FGM	FGA	PCT	3FGM	3FGA	PCT	FTM	FTA	PCT	OFF	DEF	TOT	AST	STL	BLK	PF	PTS	PPG	RPG	APG
Parker	17	16	555	116	227	.511	18	43	.419	64	87	.736	21	125	146	47	21	27	34	314	18.5	8.6	2.8
Milton-Jones	34	34	891	154	333	.462	25	71	.352	64	77	.831	55	103	158	67	32	12	99	397	11.7	4.6	2.0
Toliver	32	17	754	1236	298	.423	56	131	.427	49	54	.907	18	43	61	93	21	0	58	357	11.2	1.9	2.9
Thompson	34	33	851	120	311	.386	43	127	.339	55	66	.833	50	106	156	38	39	23	74	338	9.9	4.6	1.1
Hoffman	34	16	752	97	222	.437	24	56	.429	38	45	.844	44	98	142	37	36	9	77	256	7.5	4.2	1.1
Lavender	33	3	487	92	184	.500	0	0	.000	33	45	.733	35	68	103	15	6	12	46	217	6.6	3.1	0.5
Penicheiro	34	23	807	72	148	.486	15	36	.417	46	53	.868	7	87	94	162	28	3	48	205	6.0	2.8	4.8
Quinn	33	23	681	64	164	.390	23	58	.397	18	22	.818	11	48	59	65	21	2	26	169	5.1	1.8	2.0
Lacy	29	0	394	57	133	.429	4	12	.333	27	50	.540	19	45	64	48	28	9	40	145	5.0	2.2	1.7
O'Hea	31	5	507	49	113	.434	28	63	.444	22	28	.786	15	32	47	40	12	5	46	148	4.8	1.5	1.3
Pringle	20	0	222	26	55	.473	1	1	1.000	24	27	.889	18	29	47	5	5	13	27	77	3.9	2.4	0.3
SPARKS	34	170	6900	973	2188	.445	237	598	.396	440	554	.794	293	784	1077	617	249	115	575	2623	77.1	31.7	18.1
OPPONENTS	34	170	6900	1042	2332	.447	207	615	.337	440	572	.769	376	808	1184	616	262	77	607	2731	80.3	34.8	18.1



SEASON-BY-SEASON RESULTS

2011 LOS ANGELES SPARKS GAME-BY-GAME RESULTS (15-19)

NO.	DATE	OPPONENT	W-L	SCORE	HOME	ROAD	TOTAL
1	6/3	MINNESOTA	W	82-74	1-0	0-0	1-0
2	6/5	@Minnesota	L	69-86	1-0	0-1	1-1
3	6/10	PHOENIX	W	98-84	2-0	0-0	2-1
4	6/19	SEATTLE	W	74-50	3-0	0-1	3-1
5	6/21	NEW YORK	W	96-91	4-0	0-1	4-1
6	6/24	@San Antonio	L	80-90 (OT)	4-0	0-2	4-2
7	6/26	@New York	L	67-77	4-0	0-3	4-3
8	6/28	@Connecticut	L	76-79	4-0	0-4	4-4
9	7/5	@Phoenix	L	82-100	4-0	0-5	4-5
10	7/9	@Seattle	L	80-89	4-0	0-6	4-6
11	7/12	@San Antonio	W	84-74	4-0	1-6	5-6
12	7/15	@Tulsa	W	79-74	4-0	2-6	6-6
13	7/17	WASHINGTON	L	85-89 (OT)	4-1	2-6	6-7
14	7/18	SAN ANTONIO	L	69-79	4-2	2-6	6-8
15	7/26	@Minnesota	L	72-85	4-2	2-7	6-9
16	7/28	@Atlanta	L	80-89	4-2	2-8	6-10
17	7/30	@Chicago	W	88-84	4-2	3-8	7-10
18	7/31	@Indiana	L	63-98	4-2	3-9	7-11
19	8/3	CONNECTICUT	L	70-79	4-3	3-9	7-12
20	8/7	MINNESOTA	L	78-84	4-4	3-9	7-13
21	8/9	TULSA	W	71-66	5-4	3-9	8-13
22	8/12	PHOENIX	W	93-90 (OT)	6-4	3-9	9-13
23	8/16	ATLANTA	L	79-84	6-5	3-9	9-14
24	8/18	INDIANA	W	75-70	7-5	3-9	10-14
25	8/20	@Minnesota	L	68-87	7-5	3-10	10-15
26	8/21	@Tulsa	W	73-67	7-5	4-10	11-15
27	8/23	@Washington	W	86-82 (OT)	7-5	5-10	12-15
28	8/26	TULSA	L	75-77	7-6	5-10	12-16
29	8/28	@Seattle	L	63-65	7-6	5-11	12-17
30	8/30	SEATTLE	W	68-62	8-6	5-11	13-17
31	9/3	@Phoenix	L	77-93	8-6	5-12	13-18
32	9/6	SAN ANTONIO	L	65-82	8-7	5-12	13-19
33	9/9	TULSA	W	84-73	9-7	5-12	14-19
34	9/10	CHICAGO	W	74-67	10-7	5-12	15-19

WEST	W-L	PCT.	GB
Minnesota-z	27-7	.794	--
Seattle-x	21-13	.618	6.0
Phoenix-x	19-15	.559	8.0
San Antonio-x	18-16	.529	9.0
Los Angeles-e	15-19	.441	12.0
Tulsa-e	3-31	.088	24.0



SEASON-BY-SEASON RESULTS



2010 LOS ANGELES SPARKS REGULAR SEASON CUME. STATS



Seated (L-R): Andrea Riley, Betty Lennox, DeLisha Milton-Jones, Carla Christofferson, Kathy Goodman, Candace Parker, Marie Ferdinand-Harris, Kristi Toliver;
 Standing (L-R): Danny Walker, Michael McIntyre, Jennifer Gillom, Noelle Quinn, Chanel Mokango, Lindsay Wisdom-Hylton, Tina Thompson, Ticha Penicheiro, Penny Toler, Steve Smith, Courtney Watson, Thomas Archie

SEASON-BY-SEASON ('10)



PLAYER	GP	GS	-Field Goals-			-3 Field Goals-			-Free Throws-			-Rebounds-					-Averages-						
			MIN	FGM	FGA	PCT	3FGM	3FGA	PCT	FTM	FTA	PCT	OFF	DEF	TOT	AST	STL	BLK	PF	PTS	PPG	RPG	APG
Parker	10	10	335	81	162	.500	3	12	.250	41	56	.732	19	82	101	22	10	22	18	206	20.6	10.1	2.2
Thompson	33	33	1095	198	444	.446	57	162	.352	95	109	.872	63	143	206	60	38	24	98	548	16.6	6.2	1.8
Milton-Jones	34	34	1096	193	411	.470	26	82	.317	110	127	.866	34	127	161	86	37	22	107	522	15.4	4.7	2.5
Quinn	34	34	1104	137	309	.443	35	87	.402	38	49	.776	26	109	135	96	35	11	55	347	10.2	4.0	2.8
Ferdinand-Harris	30	24	728	101	247	.409	14	48	.292	52	62	.839	19	61	80	37	26	5	64	268	8.9	2.7	1.2
Toliver	34	4	703	105	240	.438	37	106	.349	44	54	.815	23	52	75	44	18	2	63	291	8.6	2.2	1.3
Lennox	11	0	128	18	46	.391	13	36	.361	5	6	.833	4	15	19	17	2	0	24	54	4.9	1.7	1.5
Penicheiro	32	30	843	48	117	.410	1	9	.111	59	72	.819	17	110	127	220	43	2	57	156	4.9	4.0	6.9
Wisdom-Hylton	32	1	482	60	120	.500	0	2	.000	24	34	.706	46	63	109	14	18	24	50	144	4.5	3.4	0.4
Riley	29	0	224	27	89	.303	15	51	.294	31	37	.838	5	17	22	29	14	1	23	100	3.4	0.8	1.0
Stansbury	5	0	14	1	3	.333	0	0	.000	1	2	.500	0	0	0	0	1	0	1	3	0.6	0.0	0.0
Mokango	21	0	72	3	17	.176	0	2	.000	3	4	.750	4	9	13	1	2	10	11	9	0.4	0.6	0.0
SPARKS	34	170	6825	972	2205	.441	201	597	.337	503	612	.822	260	788	1048	626	244	123	571	2648	77.9	30.8	18.4
OPPONENTS	34	170	6825	1025	2322	.441	217	621	.349	494	627	.788	357	842	1199	594	275	97	622	2761	81.2	35.3	17.5



SEASON-BY-SEASON RESULTS

2010 LOS ANGELES SPARKS GAME-BY-GAME RESULTS (13-21)

NO.	DATE	OPPONENT	W-L	SCORE	HOME	ROAD	TOTAL
1	5/15	@Phoenix	L	77-78	0-0	0-1	0-1
2	5/16	@Seattle	L	67-81	0-0	0-2	0-2
3	5/22	@San Antonio	L	81-88	0-0	0-3	0-3
4	5/28	WASHINGTON	W	81-75	1-0	0-3	1-3
5	5/30	ATLANTA	L	82-101	1-1	0-3	1-4
6	6/4	@Phoenix	L	89-90	1-1	0-4	1-5
7	6/5	SEATTLE	L	75-79	1-2	0-4	1-6
8	6/8	PHOENIX	W	92-91	2-2	0-4	2-6
9	6/11	@Seattle	L	60-82	2-2	0-5	2-7
10	6/13	MINNESOTA	W	88-84	3-2	0-5	3-7
11	6/18	CONNECTICUT	L	75-78	3-3	0-5	3-8
12	6/24	@Washington	L	53-68	3-3	0-6	3-9
13	6/27	@Atlanta	L	81-89	3-3	0-7	3-10
14	6/29	NEW YORK	L	68-80	3-4	0-7	3-11
15	7/1	SAN ANTONIO	W	73-63	4-4	0-7	4-11
16	7/3	SEATTLE	L	62-75	4-5	0-7	4-12
17	7/6	PHOENIX	L	89-98	4-6	0-7	4-13
18	7/13	@Tulsa	W	87-71	4-6	1-7	5-13
19	7/16	@Chicago	L	68-80	4-6	1-8	5-14
20	7/18	@San Antonio	L	73-83	4-6	1-9	5-15
21	7/20	TULSA	W	86-83 (OT)	5-6	1-9	6-15
22	7/22	@Indiana	L	57-76	5-6	1-10	6-16
23	7/24	@Connecticut	W	89-80	5-6	2-10	7-16
24	7/27	@Minnesota	W	71-58	5-6	3-10	8-16
25	7/30	@New York	L	79-88	5-6	3-11	8-17
26	8/4	CHICAGO	W	82-77	6-6	3-11	9-17
27	8/6	TULSA	W	77-70	7-6	3-11	10-17
28	8/8	SAN ANTONIO	L	83-92	7-7	3-11	10-18
29	8/10	INDIANA	L	76-82	7-8	3-11	10-19
30	8/12	@Minnesota	W	78-77	7-8	4-11	11-19
31	8/14	@Tulsa	W	92-87	7-8	5-11	12-19
32	8/17	PHOENIX	L	84-90	7-9	5-11	12-20
33	8/20	MINNESOTA	W	98-91	8-9	5-11	13-20
34	8/21	@Seattle	L	75-76	8-9	5-12	13-21

WEST	W-L	PCT.	GB
Seattle-x	28-6	.824	--
Phoenix-x	15-19	.441	13.0
San Antonio-x	14-20	.412	14.0
Los Angeles-x	13-21	.382	15.0
Minnesota-o	13-21	.382	15.0
Tulsa-o	6-28	.176	22.0

SEASON-BY-SEASON (10)



SEASON-BY-SEASON RESULTS



2009 LOS ANGELES SPARKS REGULAR SEASON CUME. STATS



Seated (L-R): Lindsay Wisdom-Hylton, Vanessa Hayden, Tina Thompson, Carla Christofferson, Kathy Goodman, Lisa Leslie, Candace Parker, DeLisha Milton-Jones;
 Standing (L-R): Michael Cooper, Marianne Stanley, Courtney Watson, Shannon Bobbitt, Marie Ferdinand-Harris, Noelle Quinn, Betty Lennox, Kristi Harrower, Penny Toler, Michael McIntyre, Thomas Archie

SEASON-BY-SEASON ('09)



PLAYER	GP	GS	-Field Goals-			-3 Field Goals-			-Free Throws-			-Rebounds-					-Averages-						
			MIN	FGM	FGA	PCT	3FGM	3FGA	PCT	FTM	FTA	PCT	OFF	DEF	TOT	AST	STL	BLK	PF	PTS	PPG	RPG	APG
Leslie	23	21	638	144	278	.518	1	6	.167	65	90	.722	56	95	151	49	16	33	75	354	15.4	6.6	2.1
Parker	25	24	815	131	270	.485	5	24	.208	61	80	.763	60	184	244	64	15	53	53	328	13.1	9.8	2.6
Thompson	34	34	1182	152	395	.385	52	141	.369	85	98	.867	46	153	199	78	26	24	71	441	13.0	5.9	2.3
Lennox	30	13	640	111	268	.414	25	83	.301	59	66	.894	33	103	136	54	26	4	70	306	10.2	4.5	1.8
Milton-Jones	33	33	1043	129	322	.401	24	82	.293	56	74	.757	51	106	157	71	41	8	84	338	10.2	4.8	2.2
Quinn	34	9	929	115	244	.471	24	77	.312	30	37	.811	33	89	122	118	40	11	59	284	8.4	3.6	3.5
Ferdinand-Harris	28	6	339	58	135	.430	4	22	.182	31	37	.838	17	24	41	24	15	2	44	151	5.4	1.5	0.9
Hayden	25	1	269	39	95	.411	0	0	.000	16	25	.640	27	40	67	6	4	22	49	94	3.8	2.7	0.2
Harrower	31	26	520	40	111	.360	8	39	.205	9	11	.818	17	40	57	69	16	0	32	97	3.1	1.8	2.2
Wisdom-Hylton	29	0	197	28	61	.459	1	1	1.000	12	19	.632	14	27	41	8	3	8	12	69	2.4	1.4	0.3
Bobbitt	33	3	353	26	85	.306	8	37	.216	11	13	.846	11	22	33	46	15	1	34	71	2.2	1.0	1.4
SPARKS	34	170	6925	973	2264	.430	152	512	.297	435	550	.791	365	883	1248	587	217	166	583	2533	74.5	36.7	17.3
OPPONENTS	34	170	6925	903	2262	.399	216	636	.335	479	623	.769	320	730	1050	516	300	115	622	2498	73.5	30.9	15.2



SEASON-BY-SEASON RESULTS

2009 LOS ANGELES SPARKS GAME-BY-GAME RESULTS (18-16)

NO.	DATE	OPPONENT	W-L	SCORE	HOME	ROAD	TOTAL
1	6/6	DETROIT	W	78-58	1-0	0-0	1-0
2	6/8	@Detroit	L	52-81	1-0	0-1	1-1
3	6/10	@Minnesota	L	76-87	1-0	0-2	1-2
4	6/12	@Indiana	L	61-73	1-0	0-3	1-3
5	6/19	@Phoenix	L	80-89	1-0	0-4	1-4
6	6/21	SACRAMENTO	W	67-47	2-0	0-4	2-4
7	6/26	@Seattle	L	67-69	2-0	0-5	2-5
8	6/28	SEATTLE	W	82-55	3-0	0-5	3-5
9	7/5	PHOENIX	L	89-104	3-1	0-5	3-6
10	7/9	@New York	W	69-60	3-1	1-5	4-6
11	7/11	@Washington	L	63-75	3-1	1-6	4-7
12	7/14	@Connecticut	L	71-82	3-1	1-7	4-8
13	7/22	@Seattle	L	87-98 (3OT)	3-1	1-8	4-9
14	7/28	@Minnesota	W	76-70	3-1	2-8	5-9
15	7/29	@Chicago	L	63-75	3-1	2-9	5-10
16	8/1	@Sacramento	W	59-56	3-1	3-9	6-10
17	8/4	SAN ANTONIO	L	59-63	3-2	3-9	6-11
18	8/6	SEATTLE	W	79-75 (OT)	4-2	3-9	7-11
19	8/10	INDIANA	W	75-63	5-2	3-9	8-11
20	8/11	NEW YORK	L	61-65	5-3	3-9	8-12
21	8/14	SACRAMENTO	L	79-85	5-4	3-9	8-13
22	8/15	@Sacramento	W	78-61	5-4	4-9	9-13
23	8/18	WASHINGTON	W	72-69	6-4	4-9	10-13
24	8/19	MINNESOTA	W	78-63	7-4	4-9	11-13
25	8/21	@San Antonio	W	67-66 (OT)	7-4	5-9	12-13
26	8/23	@Atlanta	W	91-87	7-4	6-9	13-13
27	8/25	CHICAGO	W	75-63	8-4	6-9	14-13
28	8/27	PHOENIX	L	90-98	8-5	6-9	14-14
29	8/30	CONNECTICUT	W	91-81	9-5	6-9	15-14
30	9/1	ATLANTA	L	79-84	9-6	6-9	15-15
31	9/5	@San Antonio	L	72-89	9-6	6-10	15-16
32	9/8	SAN ANTONIO	W	76-68	10-6	6-10	16-16
33	9/11	MINNESOTA	W	90-64	11-6	6-10	17-16
34	9/13	@Phoenix	W	81-78	11-6	7-10	18-16

WEST	W-L	PCT.	GB
Phoenix-x	23-11	.676	--
Seattle-x	20-14	.588	3.0
Los Angeles-x	18-16	.529	5.0
San Antonio-x	15-19	.441	8.0
Minnesota-o	14-20	.412	9.0
Sacramento-o	12-22	.353	11.0

SEASON-BY-SEASON (09)



SEASON-BY-SEASON RESULTS



2008 LOS ANGELES SPARKS REGULAR SEASON CUME. STATS



Seated (L-R): Shannon Bobbitt, Kiesha Brown, Candace Parker, Lisa Leslie, Carla Christofferson, Kathy Goodman, Jessica Moore, Murriel Page, Marie Ferdinand-Harris, Temeka Johnson;
 Standing (L-R): Thomas Archie, Laura Beeman, Marianne Stanley, Michael Cooper, Sidney Spencer, DeLisha Milton-Jones, Christi Thomas, Raffaella Masciadri, Penny Toler, Michael McIntyre, Bruce Deziel, Rachel Schlachet

SEASON-BY-SEASON ('08)

PLAYER	GP	GS	-Field Goals-			-3 Field Goals-			-Free Throws-			-Rebounds-					-Averages-						
			MIN	FGM	FGA	PCT	3FGM	3FGA	PCT	FTM	FTA	PCT	OFF	DEF	TOT	AST	STL	BLK	PF	PTS	PPG	RPG	APG
Parker	33	33	1109	231	442	.523	11	26	.423	137	187	.733	84	229	313	113	42	75	91	610	18.5	9.5	3.4
Leslie	33	33	1059	188	406	.463	4	17	.235	117	177	.661	84	209	293	80	49	97	117	497	15.1	8.9	2.4
Milton-Jones	31	31	1016	165	344	.480	29	81	.358	72	93	.774	64	132	196	73	34	18	109	431	13.9	6.3	2.4
Ferdinand-Harris	33	25	680	91	246	.370	12	44	.273	82	92	.891	30	55	85	43	25	4	71	276	8.4	2.6	1.3
Spencer	33	2	451	62	155	.406	31	81	.383	17	18	.944	28	34	62	18	14	4	48	174	5.3	1.9	0.5
Brown	32	17	530	52	146	.356	23	67	.343	31	34	.912	8	51	59	66	19	0	41	158	4.9	4.8	2.1
Masciadri	29	1	412	47	135	.348	16	68	.235	16	20	.800	15	25	40	16	8	1	35	126	4.3	1.4	0.6
Johnson	23	8	393	35	101	.347	0	10	.000	26	36	.722	12	31	43	71	24	2	38	96	4.2	1.9	3.1
Bobbitt	26	17	552	35	127	.276	20	71	.282	16	22	.727	16	48	64	90	25	1	40	106	4.1	2.5	3.5
Dydek	2	0	14	2	5	.400	0	0	.000	0	0	.000	2	1	3	0	0	0	0	4	2.0	1.5	0.0
Jacobs	5	0	61	3	11	.273	2	5	.400	2	2	1.000	1	1	2	6	0	0	7	10	2.0	0.4	1.2
Page	27	1	243	16	49	.327	2	8	.250	8	12	.667	13	22	35	14	5	1	33	42	1.6	1.3	0.5
Thomas	20	0	159	12	34	.353	1	6	.167	4	8	.500	10	30	40	6	2	8	33	29	1.5	2.0	0.3
Moore	28	2	309	14	43	.328	0	0	.000	11	16	.688	17	28	45	17	4	5	48	39	1.4	1.6	0.6
Gissendanner	2	0	14	0	4	.000	0	1	.000	0	0	.000	2	0	2	0	0	0	2	0	0.0	1.0	0.0
SPARKS	34	170	7000	954	2248	.424	151	485	.311	539	717	.752	386	896	1282	613	251	216	713	2598	76.4	37.7	18.0
OPPONENTS	34	170	7000	888	2310	.384	185	547	.338	562	751	.748	359	768	1127	513	303	141	717	2523	74.2	33.1	15.1



SEASON-BY-SEASON RESULTS

2008 LOS ANGELES SPARKS GAME-BY-GAME RESULTS (20-14)

NO.	DATE	OPPONENT	W-L	SCORE	HOME	ROAD	TOTAL
1	5/17	@Phoenix	W	99-94	0-0	1-0	1-0
2	5/25	@Atlanta	W	74-56	0-0	2-0	2-0
3	5/29	@Indiana	L	78-82 (2OT)	0-0	2-1	2-1
4	5/31	@Washington	W	70-59	0-0	3-1	3-1
5	6/3	@Chicago	W	81-77 (OT)	0-0	4-1	4-1
6	6/6	PHOENIX	L	79-85	0-1	4-1	4-2
7	6/11	DETROIT	W	80-73	1-1	4-1	5-2
8	6/13	CONNECTICUT	W	98-93 (OT)	2-1	4-1	6-2
9	6/14	@Sacramento	W	74-66	2-1	5-1	7-2
10	6/18	CHICAGO	W	80-67	3-1	5-1	8-2
11	6/20	@San Antonio	L	75-77	3-1	5-2	8-3
12	6/22	INDIANA	W	77-63	4-1	5-2	9-3
13	6/24	SEATTLE	W	76-62	5-1	5-2	10-3
14	6/26	WASHINGTON	L	74-77 (OT)	5-2	5-2	10-4
15	7/1	NEW YORK	L	78-89	5-3	5-2	10-5
16	7/3	MINNESOTA	L	70-88	5-4	5-2	10-6
17	7/6	PHOENIX	W	91-80	6-4	5-2	11-6
18	7/9	HOUSTON	W	82-74 (OT)	7-4	5-2	12-6
19	7/10	@Sacramento	L	69-87	7-4	5-3	12-7
20	7/12	@Seattle	L	52-70	7-4	5-4	12-8
21	7/14	SAN ANTONIO	W	75-62	8-4	5-4	13-8
22	7/17	@Phoenix	L	92-99	8-4	5-5	13-9
23	7/19	@Houston	L	72-75 (OT)	8-4	5-6	13-10
24	7/22	@Detroit	W	84-81	8-4	6-6	14-10
25	7/24	@Connecticut	L	61-87	8-4	6-7	14-11
26	7/25	@New York	L	68-69	8-4	6-8	14-12
27	7/27	@Minnesota	W	92-84 (OT)	8-4	7-8	15-12
28	8/28	SACRAMENTO	W	78-63	9-4	7-8	16-12
29	8/30	SAN ANTONIO	W	58-53	10-4	7-8	17-12
30	9/1	MINNESOTA	W	82-58	11-4	7-8	18-12
31	9/5	@San Antonio	L	58-76	11-4	7-9	18-13
32	9/6	@Houston	W	84-66	11-4	8-9	19-13
33	9/11	ATLANTA	L	72-83	11-5	8-9	19-14
34	9/14	SEATTLE	W	65-48	12-5	8-9	20-14

WEST	W-L	PCT.	GB
San Antonio-x	24-10	.706	--
Seattle-x	22-12	.647	2.0
Los Angeles-x	20-14	.588	4.0
Sacramento-x	18-16	.529	6.0
Houston-o	17-17	.500	7.0
Minnesota-o	16-18	.471	8.0
Phoenix-o	16-18	.471	8.0

SEASON-BY-SEASON ('08)



SEASON-BY-SEASON RESULTS



2007 LOS ANGELES SPARKS REGULAR SEASON CUME. STATS



Seated (L-R): Sherill Baker, Murriel Page, Sidney Spencer, Taj McWilliams-Franklin, Carla Christofferson, Kathy Goodman, Christi Thomas, Jessica Moore, LaToya Thomas, Temeka Johnson;
 Standing (L-R): Jeremy Golden, Michael Cooper, Margaret Mohr, Michael Abraham, Marta Fernandez, Mwadi Mabika, Kiesha Brown, Tye'sha Fluker, Michael McIntyre, Penny Toler, Marco Nunez, Thomas Archie

SEASON-BY-SEASON ('07)



PLAYER	GP	GS	-Field Goals-			-3 Field Goals-			-Free Throws-			-Rebounds-						-Averages-					
			MIN	FGM	FGA	PCT	3FGM	3FGA	PCT	FTM	FTA	PCT	OFF	DEF	TOT	AST	STL	BLK	Pf	PTS	PPG	RPG	APG
Holdsclaw	5	5	150	31	63	.492	2	3	.667	15	18	.833	9	19	228	15	6	3	14	79	15.8	5.6	3.0
Franklin	29	27	851	125	255	.490	3	13	.231	68	88	.773	69	101	170	49	34	30	75	321	11.1	5.9	1.7
Spencer	34	22	828	118	300	.393	54	123	.439	37	42	.881	48	90	138	42	27	11	86	327	9.6	4.1	1.2
Fernandez	34	20	891	107	282	.379	12	49	.245	71	89	.798	12	60	72	101	36	14	31	297	8.7	2.1	3.0
Baker	24	11	492	63	192	.328	7	33	.212	70	84	.833	17	52	69	77	36	2	58	203	8.5	2.9	3.2
C. Thomas	34	19	640	114	237	.481	6	17	.353	53	70	.757	66	113	179	18	22	9	119	287	8.4	5.3	0.5
Mabika	33	23	762	94	258	.364	36	116	.310	43	57	.754	16	110	126	72	28	4	90	267	8.1	3.8	2.2
L. Thomas	27	7	487	77	174	.443	16	38	.421	38	46	.826	27	34	61	32	9	7	63	208	7.7	2.3	1.2
Johnson	11	11	206	29	88	.330	1	3	.333	11	16	.688	4	25	29	30	8	1	17	70	6.4	2.6	2.7
Brown	27	0	327	39	99	.394	18	40	.450	35	40	.875	8	31	39	48	12	3	21	131	4.9	1.4	1.8
Page	34	8	627	71	170	.418	2	10	.200	19	24	.792	33	78	111	45	14	9	68	163	4.8	3.3	1.3
Moore	29	17	440	48	121	.397	0	0	.000	27	42	.643	36	52	88	18	6	6	64	123	4.2	3.0	0.6
Fluker	12	0	114	17	44	.386	1	2	.500	4	7	.571	9	10	19	3	3	7	13	39	3.3	1.6	0.3
Willis	8	0	77	7	20	.350	2	9	.222	2	4	.500	2	7	9	4	4	1	10	18	2.3	1.1	0.5
Tillis	3	0	8	0	2	.000	0	0	.000	0	0	.000	0	1	1	0	0	0	3	0	0.0	0.3	0.0
SPARKS	34	170	6900	940	2305	.408	160	456	.351	493	627	.786	356	783	1139	554	245	107	732	2533	74.5	33.5	16.3
OPPONENTS	34	170	6900	954	2212	.431	191	537	.356	609	800	.761	343	836	1179	626	290	137	605	2708	79.6	34.7	18.1



SEASON-BY-SEASON RESULTS

2007 LOS ANGELES SPARKS GAME-BY-GAME RESULTS (10-24)

NO.	DATE	OPPONENT	W-L	SCORE	HOME	ROAD	TOTAL
1	5/22	@Chicago	W	81-64	0-0	1-0	1-0
2	5/24	@Indiana	L	70-83	0-0	1-1	1-1
3	5/26	@Connecticut	W	88-68	0-0	2-1	2-1
4	6/2	@Sacramento	L	85-88	0-0	2-2	2-2
5	6/8	MINNESOTA	W	90-87	1-0	2-2	3-2
6	6/13	HOUSTON	W	74-71	2-0	2-2	4-2
7	6/15	@Washington	W	89-80	2-0	3-2	5-2
8	6/16	@Minnesota	L	58-83	2-0	3-3	5-3
9	6/18	DETROIT	L	73-79	2-1	3-3	5-4
10	6/20	@Houston	L	64-74	2-1	3-4	5-5
11	6/22	SACRAMENTO	W	96-88 (2OT)	3-1	3-4	6-5
12	6/24	SEATTLE	L	71-83	3-2	3-4	6-6
13	6/27	SACRAMENTO	W	74-66	4-2	3-4	7-6
14	6/29	NEW YORK	L	68-80	4-3	3-4	7-7
15	7/1	CHICAGO	L	71-74 (OT)	4-4	3-4	7-8
16	7/3	@Seattle	L	71-90	4-4	3-5	7-9
17	7/5	INDIANA	L	56-57	4-5	3-5	7-10
18	7/7	CONNECTICUT	L	89-110	4-6	3-5	7-11
19	7/10	SEATTLE	L	47-82	4-7	3-5	7-12
20	7/17	SAN ANTONIO	L	61-63	4-8	3-5	7-13
21	7/20	@Phoenix	W	87-77	4-8	4-5	8-13
22	7/24	@Sacramento	L	59-67	4-8	4-6	8-14
23	7/27	@Minnesota	L	76-85	4-8	4-7	8-15
24	7/29	@Detroit	L	73-75	4-8	4-8	8-16
25	7/31	@New York	W	73-63	4-8	5-8	9-16
26	8/3	@Houston	L	56-66	4-8	5-9	9-17
27	8/4	@San Antonio	L	67-86	4-8	5-10	9-18
28	8/7	PHOENIX	L	93-96	4-9	5-10	9-19
29	8/9	WASHINGTON	L	75-80	4-10	5-10	9-20
30	8/11	@Phoenix	L	83-100	4-10	5-11	9-21
31	8/12	MINNESOTA	W	89-80	5-10	5-11	10-21
32	8/14	SAN ANTONIO	L	77-84 (OT)	5-11	5-11	10-22
33	8/17	@Seattle	L	77-97	5-11	5-12	10-23
34	8/19	HOUSTON	L	72-82	5-12	5-12	10-24

WEST	W-L	PCT.	GB
Phoenix-x	23-11	.676	--
San Antonio-x	20-14	.588	3.0
Sacramento-x	19-15	.559	4.0
Seattle-x	17-17	.500	6.0
Houston-o	13-21	.382	10.0
Minnesota-o	10-24	.294	13.0
Los Angeles-o	10-24	.294	13.0



SEASON-BY-SEASON RESULTS



2006 LOS ANGELES SPARKS REGULAR SEASON CUME. STATS



Seated (L-R): Bob Dominguez, Jessica Moore, Christi Thomas, Lisa Leslie, Johnny Buss, Murriel Page, Mwadi Mabika, Chamique Holdsclaw, Thomas Archie;
 Standing (L-R): Margaret Mohr, Michael Abraham, Joe Bryant, Tamara Moore, Doneeka Lewis, Lisa Willis, Brandi Davis, Temeka Johnson, Marco Nunez, Rondre Jackson, Penny Toler

SEASON-BY-SEASON ('06)

PLAYER	GP	GS	-Field Goals-			-3 Field Goals-			-Free Throws-			-Rebounds-					-Averages-						
			MIN	FGM	FGA	PCT	3FGM	3FGA	PCT	FTM	FTA	PCT	OFF	DEF	TOT	AST	STL	BLK	PF	PTS	PPG	RPG	APG
Leslie	34	34	1043	257	503	.511	8	20	.400	158	243	.650	83	240	323	108	51	57	115	680	20.0	9.5	3.2
Holdsclaw	25	0	739	148	315	.470	3	15	.200	76	86	.884	57	95	152	56	34	9	58	375	15.0	6.1	2.2
Mabika	32	32	679	92	244	.377	32	96	.333	56	63	.889	17	47	64	48	19	6	77	272	8.5	2.0	1.5
Johnson	32	30	808	102	254	.402	3	26	.115	48	60	.800	15	82	97	161	47	1	57	255	8.0	3.0	5.0
T. Moore	34	33	634	68	145	.469	17	49	.347	53	66	.803	16	55	71	65	33	8	59	206	6.1	2.1	1.9
Thomas	27	1	539	65	133	.489	4	20	.200	30	47	.638	43	100	143	26	20	14	80	164	6.1	5.3	1.0
Page	34	4	690	66	140	.471	0	3	.000	35	46	.761	40	81	121	33	17	9	63	167	4.9	3.6	1.0
Willis	24	0	320	35	91	.385	19	52	.365	22	31	.710	13	30	43	10	26	0	25	111	4.6	1.8	0.4
J. Moore	34	33	653	59	136	.434	0	2	.000	29	38	.763	35	63	98	24	22	9	79	147	4.3	2.9	0.7
Lewis	34	3	456	46	144	.319	18	61	.295	21	23	.913	9	33	42	66	14	4	26	131	3.9	1.2	1.9
Davis	14	0	118	14	53	.264	7	33	.212	6	10	.600	1	12	13	8	5	1	11	41	2.9	0.9	0.6
Stansbury	4	0	23	3	8	.375	0	0	.000	0	0	.000	6	1	7	2	1	2	4	6	1.5	1.8	0.5
Ndongue	17	0	111	7	27	.259	0	0	.000	6	13	.462	15	11	26	3	7	8	23	20	1.2	1.5	0.2
Vilipic	2	0	12	0	2	.000	0	0	.000	0	0	.000	0	2	2	0	0	1	2	0	0.0	1.0	0.0
SPARKS	34	170	6825	962	2195	.438	111	3777	.294	540	726	.744	350	852	1202	610	296	129	679	2575	75.7	35.4	17.9
OPPONENTS	34	170	6825	873	2184	.400	196	570	.344	534	721	.741	336	746	1082	565	284	128	636	2476	72.8	31.8	16.6



SEASON-BY-SEASON RESULTS

2006 LOS ANGELES SPARKS GAME-BY-GAME RESULTS (25-9)

NO.	DATE	OPPONENT	W-L	SCORE	HOME	ROAD	TOTAL
1	5/21	@Seattle	L	67-90	0-0	0-1	0-1
2	5/23	@Charlotte	W	72-65	0-0	1-1	1-1
3	5/25	@San Antonio	W	80-71	0-0	2-1	2-1
4	5/30	@Chicago	W	64-55	0-0	3-1	3-1
5	5/31	@Minnesota	L	71-114	0-0	3-2	3-2
6	6/3	@New York	L	79-89 (OT)	0-0	3-3	3-3
7	6/7	DETROIT	W	86-78	1-0	3-3	4-3
8	6/9	CHICAGO	W	73-65	2-0	3-3	5-3
9	6/13	PHOENIX	W	98-84	3-0	3-3	6-3
10	6/17	CONNECTICUT	W	82-70	4-0	3-3	7-3
11	6/18	SACRAMENTO	W	80-69	5-0	3-3	8-3
12	6/21	HOUSTON	W	75-55	6-0	3-3	9-3
13	6/23	@Sacramento	W	77-63	6-0	4-3	10-3
14	6/25	SAN ANTONIO	W	105-80	7-0	4-3	11-3
15	6/28	SEATTLE	L	67-75	7-1	4-3	11-4
16	6/30	PHOENIX	W	85-83	8-1	4-3	12-4
17	7/1	WASHINGTON	W	80-75	9-1	4-3	13-4
18	7/3	SAN ANTONIO	L	63-85	9-2	4-3	13-5
19	7/5	HOUSTON	W	74-62	10-2	4-3	14-5
20	7/7	INDIANA	W	72-60	11-2	4-3	15-5
21	7/8	CHARLOTTE	W	66-64	12-2	4-3	16-5
22	7/14	@Phoenix	W	95-85	12-2	5-3	17-5
23	7/16	@Minnesota	W	90-78	12-2	6-3	18-5
24	7/18	NEW YORK	W	70-62	13-2	6-3	19-5
25	7/21	@Detroit	L	59-73	13-2	6-4	19-6
26	7/22	@Indiana	W	73-68	13-2	7-4	20-6
27	7/25	@Houston	W	56-52	13-2	8-4	21-6
28	7/26	@San Antonio	W	81-67	13-2	9-4	22-6
29	7/30	@Seattle	W	71-70	13-2	10-4	23-6
30	8/1	@Washington	L	74-84	13-2	10-5	23-7
31	8/3	@Connecticut	L	63-72	13-2	10-6	23-8
32	8/5	@Phoenix	L	80-96	13-2	10-7	23-9
33	8/9	SACRAMENTO	W	69-58	14-2	10-7	24-9
34	8/13	MINNESOTA	W	78-59	15-2	10-7	25-9

WEST	W-L	PCT.	GB
Los Angeles-x	25-9	.735	--
Sacramento-x	21-13	.618	4.0
Houston-x	18-16	.529	7.0
Seattle-x	18-16	.529	7.0
Phoenix-o	18-16	.529	7.0
San Antonio-o	13-21	.382	12.0
Minnesota-o	10-24	.294	15.0

SEASON-BY-SEASON ('06)



SEASON-BY-SEASON RESULTS



2005 LOS ANGELES SPARKS REGULAR SEASON CUME. STATS



Lisa Leslie, Raffaella Masciadri, Joe Bryant, Doneeka Lewis, Chamique Holdsclaw, Tamika Whitmore

SEASON-BY-SEASON ('05)



PLAYER	GP	GS	-Field Goals-			-3 Field Goals-			-Free Throws-			-Rebounds-					-Averages-						
			MIN	FGM	FGA	PCT	3FGM	3FGA	PCT	FTM	FTA	PCT	OFF	DEF	TOT	AST	STL	BLK	PF	PTS	PPG	RPG	APG
Holdsclaw	33	33	1183	216	450	.480	3	13	.231	126	160	.788	86	137	223	104	38	16	94	561	17.0	6.8	3.2
Leslie	34	34	1096	204	464	.440	7	34	.206	102	174	.586	70	178	248	87	67	71	122	517	15.2	7.3	2.6
Whitmore	34	34	917	115	265	.434	5	19	.263	92	106	.868	54	89	143	42	33	14	110	327	9.6	4.2	1.2
Teasley	19	19	551	45	135	.333	29	94	.309	22	26	.846	6	47	53	70	23	4	38	141	7.4	2.8	3.7
Mabika	17	14	367	39	122	.320	11	49	.224	10	20	.500	8	19	27	29	15	0	43	99	5.8	1.6	1.7
Lewis	32	11	669	65	157	.414	31	69	.449	17	25	.680	8	39	47	77	18	7	35	178	5.6	1.5	2.4
Dixon	30	23	607	63	154	.409	0	5	.000	34	40	.850	24	43	67	77	24	2	73	160	5.3	2.2	2.6
Macchi	13	1	148	21	53	.396	9	28	.321	12	17	.706	6	12	18	7	8	1	23	63	4.8	1.4	0.5
Thomas	32	0	520	48	96	.500	4	12	.333	22	32	.688	28	76	104	17	11	19	102	122	3.8	3.3	0.5
Masciadri	33	1	463	44	104	.423	19	46	.413	15	20	.750	20	27	47	23	15	1	51	122	3.7	1.4	0.7
Curry	13	0	113	7	23	.304	6	16	.375	3	6	.500	4	7	11	12	7	1	16	23	1.8	0.8	0.9
Nieuwveen	7	0	16	2	3	.667	0	0	.000	0	0	.000	2	0	2	0	0	0	5	4	0.6	0.3	0.0
Moore	15	0	109	4	8	.500	0	0	.000	0	0	.000	4	4	8	1	4	0	21	8	0.5	0.5	0.1
Grubin	9	0	41	0	8	.000	0	2	.000	1	4	.250	1	5	6	5	1	0	4	1	0.1	0.4	0.6
SPARKS	34	170	6800	873	2042	.428	124	387	.320	456	630	.724	321	683	1004	551	264	136	737	2326	68.4	29.5	16.2
OPPONENTS	34	170	6800	818	1955	.418	182	519	.351	527	709	.743	332	709	1041	567	247	115	654	2345	69.0	30.6	16.7



SEASON-BY-SEASON RESULTS

2005 LOS ANGELES SPARKS GAME-BY-GAME RESULTS (17-17)

NO.	DATE	OPPONENT	W-L	SCORE	HOME	ROAD	TOTAL
1	5/21	@Seattle	W	68-50	0-0	1-0	1-0
2	5/25	@Minnesota	L	65-68	0-0	1-1	1-1
3	5/26	@Washington	W	84-75	0-0	2-1	2-1
4	5/28	@Charlotte	L	75-84	0-0	2-2	2-2
5	5/31	SAN ANTONIO	W	81-70	1-0	2-2	3-2
6	6/4	@Sacramento	L	53-81	1-0	2-3	3-3
7	6/8	PHOENIX	L	63-66	1-1	2-3	3-4
8	6/11	SACRAMENTO	W	81-74	2-1	2-3	4-4
9	6/15	HOUSTON	W	83-64	3-1	2-3	5-4
10	6/18	MINNESOTA	W	69-56	4-1	2-3	6-4
11	6/20	CONNECTICUT	L	70-90	4-2	2-3	6-5
12	6/24	SEATTLE	W	76-65	5-2	2-3	7-5
13	6/26	@Detroit	L	73-79	5-2	2-4	7-6
14	6/28	@Indiana	W	61-58	5-2	3-4	8-6
15	7/2	PHOENIX	W	86-63	6-2	3-4	9-6
16	7/5	NEW YORK	L	55-67	6-3	3-4	9-7
17	7/12	CHARLOTTE	W	71-59	7-3	3-4	10-7
18	7/16	SEATTLE	L	70-78	7-4	3-4	10-8
19	7/19	WASHINGTON	L	68-74	7-5	3-4	10-9
20	7/23	@Houston	W	69-59	7-5	4-4	11-9
21	7/26	@Phoenix	L	60-77	7-5	4-5	11-10
22	7/29	@Sacramento	L	59-79	7-5	4-6	11-11
23	7/31	@Seattle	L	72-77	7-5	4-7	11-12
24	8/5	@San Antonio	W	66-63	7-5	5-7	12-12
25	8/7	@Minnesota	L	72-76	7-5	5-8	12-13
26	8/9	@Connecticut	L	51-64	7-5	5-9	12-14
27	8/10	@New York	L	69-74	7-5	5-10	12-15
28	8/13	INDIANA	W	69-59	8-5	5-10	13-15
29	8/16	SACRAMENTO	L	63-72	8-6	5-10	13-16
30	8/19	DETROIT	W	74-67	9-6	5-10	14-16
31	8/21	HOUSTON	W	55-50	10-6	5-10	15-16
32	8/23	MINNESOTA	W	74-63	11-6	5-10	16-16
33	8/26	@San Antonio	W	70-67	11-6	6-10	17-16
34	8/27	@Houston	L	51-77	11-6	5-11	17-17

WEST	W-L	PCT.	GB
Sacramento-x	25-9	.735	--
Seattle-x	20-14	.588	5.0
Houston-x	19-15	.559	6.0
Los Angeles-x	17-17	.500	8.0
Phoenix-o	16-18	.471	9.0
Minnesota-o	14-20	.412	11.0
San Antonio-o	7-27	.206	18.0



SEASON-BY-SEASON RESULTS



2004 LOS ANGELES SPARKS REGULAR SEASON CUME. STATS



Seated (L-R): Christi Thomas, Lisa Leslie, Johnny Buss, DeLisha Milton-Jones, Tamika Whitmore, Laura Macchi;
 Standing (L-R): Ryan Weisenberg, Rondre Jackson, Karleen Thompson, Teresa Weatherspoon, Mwadi Mabika, Tamecka Dixon,
 Nikki Teasley, Raffaella Masciadri, Doneeka Lewis, Sandee Teruya, Bob Dominguez, Thomas Archie, Penny Toler

SEASON-BY-SEASON (04)



PLAYER	GP	GS	-Field Goals-										-Rebounds-					-Averages-					
			MIN	FGM	FGA	PCT	3FGM	3FGA	PCT	FTM	FTA	PCT	OFF	DEF	TOT	AST	STL	BLK	PF	PTS	PPG	RPG	APG
Leslie	34	34	1150	223	451	.494	6	22	.273	146	205	.712	60	276	336	88	50	98	130	598	17.6	9.9	2.6
Mabika	31	31	965	159	383	.416	38	94	.404	89	108	.824	39	83	122	75	36	3	88	445	14.4	3.9	2.4
Teasley	34	34	1105	108	278	.388	68	165	.412	52	68	.765	29	87	116	207	43	7	89	336	9.9	3.4	6.1
Milton-Jones	19	19	604	65	161	.404	11	37	.297	45	62	.726	35	55	90	31	23	10	63	186	9.8	4.7	1.6
Dixon	32	21	913	119	269	.442	5	11	.455	68	87	.782	32	78	110	112	36	1	86	311	9.7	3.4	3.5
Whitmore	34	5	595	77	173	.445	7	16	.438	49	72	.681	38	68	106	17	12	5	73	210	6.2	3.1	0.5
Macchi	25	15	410	52	106	.491	7	26	.269	41	55	.746	23	38	61	14	21	6	56	152	6.1	2.4	0.6
Thomas	31	8	547	66	143	.462	5	11	.455	28	41	.683	43	77	120	23	18	14	80	165	5.3	3.9	0.7
Lewis	24	3	245	16	52	.308	4	17	.235	7	10	.700	3	19	22	16	10	2	9	43	1.8	0.9	0.7
Masciadri	17	0	116	10	25	.400	4	11	.364	4	10	.400	1	4	5	8	1	0	23	28	1.6	0.3	0.5
Coker	3	0	14	1	1	1.000	1	1	1.000	0	0	.000	1	0	1	3	0	1	2	3	1.0	0.3	1.0
Weatherspoon	34	0	292	8	25	.320	1	3	.333	0	0	.000	6	23	29	32	12	1	27	17	0.5	0.9	0.9
Udoka	3	0	19	0	2	.000	0	0	.000	1	4	.250	2	1	3	0	0	0	5	1	0.3	1.0	0.0
SPARKS	34	170	6975	904	2069	.437	157	414	.379	530	722	.734	312	809	1121	626	262	148	731	2495	73.4	33.0	18.4
OPPONENTS	34	170	6975	815	2095	.389	174	511	.341	557	761	.732	339	727	1066	532	288	114	704	2361	69.4	31.4	15.6



SEASON-BY-SEASON RESULTS

2004 LOS ANGELES SPARKS GAME-BY-GAME RESULTS (25-9)

NO.	DATE	OPPONENT	W-L	SCORE	HOME	ROAD	TOTAL
1	5/22	@Seattle	L	67-93	0-0	0-1	0-1
2	5/25	@Washington	W	95-79	0-0	1-1	1-1
3	5/27	@Connecticut	L	73-82	0-0	1-2	1-2
4	5/29	@Detroit	W	63-60	0-0	2-2	2-2
5	6/1	SEATTLE	W	73-70	1-0	2-2	3-2
6	6/3	@Sacramento	L	51-68	1-0	2-3	3-3
7	6/5	@Houston	L	71-75	1-0	2-4	3-4
8	6/9	CHARLOTTE	W	82-68	2-0	2-4	4-4
9	6/11	MINNESOTA	W	69-55	3-0	2-4	5-4
10	6/14	CONNECTICUT	W	76-74 (OT)	4-0	2-4	6-4
11	6/18	@Phoenix	W	76-74	4-0	3-4	7-4
12	6/20	@Charlotte	L	63-68 (OT)	4-0	3-5	7-5
13	6/22	@New York	W	65-49	4-0	4-5	8-5
14	6/25	@Indiana	L	67-71	4-0	4-6	8-6
15	6/27	@Minnesota	W	83-67	4-0	5-6	9-6
16	6/29	NEW YORK	W	69-65 (OT)	5-0	5-6	10-6
17	7/2	SAN ANTONIO	W	87-80 (OT)	6-0	5-6	11-6
18	7/7	PHOENIX	W	73-71	7-0	5-6	12-6
19	7/9	@San Antonio	W	66-61	7-0	6-6	13-6
20	7/10	@Houston	W	59-56	7-0	7-6	14-6
21	7/17	SACRAMENTO	L	70-79	7-1	7-6	14-7
22	7/19	INDIANA	W	82-51	8-1	7-6	15-7
23	7/21	WASHINGTON	W	96-76	9-1	7-6	16-7
24	7/23	HOUSTON	W	70-67	10-1	7-6	17-7
25	7/29	@Sacramento	W	85-80 (OT)	10-1	8-6	18-7
26	7/31	@San Antonio	W	79-67	10-1	9-6	19-7
27	9/1	SAN ANTONIO	W	77-69	11-1	9-6	20-7
28	9/3	SEATTLE	W	82-81	12-1	9-6	21-7
29	9/8	@Phoenix	L	58-72	12-1	9-7	21-8
30	9/9	DETROIT	W	81-63	13-1	9-7	22-8
31	9/12	SACRAMENTO	W	65-52	14-1	9-7	23-8
32	9/14	PHOENIX	W	73-60	15-1	9-7	24-8
33	9/17	MINNESOTA	L	66-78	15-2	9-7	24-9
34	9/18	@Seattle	W	83-80	15-2	10-7	25-9

WEST	W-L	PCT.	GB
Los Angeles-x	25-9	.735	--
Seattle-x	20-14	.588	5.0
Minnesota-x	18-16	.529	7.0
Sacramento-x	18-16	.529	7.0
Phoenix-o	17-17	.500	8.0
Houston-o	13-21	.382	12.0
San Antonio-o	9-25	.265	16.0

SEASON-BY-SEASON ('04)



SEASON-BY-SEASON RESULTS



2003 LOS ANGELES SPARKS REGULAR SEASON CUME. STATS



Seated (L-R): Chandra Johnson, Jennifer Gillom, Lisa Leslie, Johnny Buss, DeLisha Milton-Jones, Vanessa Nygaard, Sophia Witherspoon;

Standing (L-R): Michael Cooper, Ryan Weisenberg, Karleen Thompson, Nicky McCrimmon, Tamecka Dixon, Nikki Teasley, Mwadi Mabika, Shaquala Williams, Sandee Teruya, Thomas Archie, Penny Toler, Rondre Jackson

SEASON-BY-SEASON ('03)



PLAYER	GP	GS	-Field Goals-			-3 Field Goals-			-Free Throws-			-Rebounds-					-Averages-						
			MIN	FGM	FGA	PCT	3FGM	3FGA	PCT	FTM	FTA	PCT	OFF	DEF	TOT	AST	STL	BLK	PF	PTS	PPG	RPG	APG
Leslie	23	23	792	165	373	.442	12	37	.324	82	133	.617	76	155	231	46	31	63	93	424	18.4	10.0	2.0
Mabika	32	30	1042	158	388	.408	28	106	.264	97	112	.866	34	107	141	82	30	18	105	441	13.8	4.4	2.6
Dixon	30	30	1042	159	364	.437	11	52	.212	83	94	.833	41	85	126	89	35	10	83	412	13.7	4.2	3.0
Milton-Jones	31	30	1086	139	328	.424	23	61	.377	115	143	.804	59	161	220	64	49	41	109	416	13.4	7.1	2.1
Teasley	34	34	1189	112	288	.389	70	165	.424	98	112	.875	30	145	175	214	39	15	68	392	11.5	5.1	6.3
Byears	5	0	72	10	25	.400	0	1	.000	8	11	.727	12	9	21	2	0	2	12	28	5.6	4.2	0.4
Nygaard	11	3	168	16	36	.444	6	17	.353	3	4	.750	11	8	19	5	3	0	22	41	3.7	1.7	0.5
Gillom	33	10	397	40	97	.412	7	26	.269	16	21	.762	18	37	55	21	16	3	65	103	3.1	1.7	0.6
Mapp	24	4	255	30	60	.500	0	1	.000	2	4	.500	26	42	68	6	7	6	45	62	2.6	2.8	0.3
Witherspoon	23	2	235	17	53	.321	10	29	.345	12	14	.857	6	13	19	4	7	0	17	56	2.4	0.8	0.2
McCrimmon	33	1	299	28	63	.444	5	12	.417	7	8	.875	7	22	29	32	19	1	20	68	2.1	0.9	1.0
Williams	25	3	229	19	53	.358	1	16	.063	10	14	.714	11	21	32	19	6	0	25	49	2.0	1.9	0.8
Johnson	8	0	45	1	5	.200	1	5	.200	3	4	.750	2	4	6	3	0	1	6	6	0.8	0.8	0.4
Pride	4	0	28	0	5	.000	0	0	.000	1	4	.250	3	3	6	0	0	0	9	1	0.3	1.5	0.0
Mowe	1	0	21	0	2	.000	0	0	.000	0	0	.000	0	1	1	0	0	1	3	0	0.0	1.0	0.0
SPARKS	34	170	6900	894	2140	.418	174	528	.330	537	678	.792	336	813	1149	587	242	161	682	2499	73.5	33.8	17.3
OPPONENTS	34	170	6900	866	2147	.403	196	540	.363	504	702	.718	316	789	1105	572	241	127	654	2432	71.5	32.5	16.8



SEASON-BY-SEASON RESULTS

2003 LOS ANGELES SPARKS GAME-BY-GAME RESULTS (24-10)

NO.	DATE	OPPONENT	W-L	SCORE	HOME	ROAD	TOTAL
1	5/24	@Connecticut	W	82-73	0-0	1-0	1-0
2	5/27	@Cleveland	W	79-71	0-0	2-0	2-0
3	5/28	@Minnesota	W	83-80	0-0	3-0	3-0
4	5/30	@Seattle	W	77-74 (OT)	0-0	4-0	4-0
5	6/5	SACRAMENTO	W	63-61	1-0	4-0	5-0
6	6/7	@Sacramento	W	79-61	1-0	5-0	6-0
7	6/10	MINNESOTA	W	76-75	2-0	5-0	7-0
8	6/12	INDIANA	W	74-66	3-0	5-0	8-0
9	6/14	@New York	W	67-60	3-0	6-0	9-0
10	6/17	@Detroit	L	78-87 (OT)	3-0	6-1	9-1
11	6/19	SEATTLE	L	67-69	3-1	6-1	9-2
12	6/21	@Phoenix	W	54-48	3-1	7-1	10-2
13	6/24	@Houston	W	71-62	3-1	8-1	11-2
14	6/26	@San Antonio	W	67-58	3-1	9-1	12-2
15	6/28	SACRAMENTO	L	60-69	3-2	9-1	12-3
16	7/5	SEATTLE	W	84-75	4-2	9-1	13-3
17	7/7	CLEVELAND	W	81-75	5-2	9-1	14-3
18	7/9	@Washington	W	97-91	5-2	10-1	15-3
19	7/15	PHOENIX	W	80-77 (OT)	6-2	10-1	16-3
20	7/18	HOUSTON	L	74-79	6-3	10-1	16-4
21	7/20	CONNECTICUT	L	73-76	6-4	10-1	16-5
22	7/22	WASHINGTON	W	77-73	7-4	10-1	17-5
23	7/24	PHOENIX	W	82-65	8-4	10-1	18-5
24	7/30	SAN ANTONIO	L	62-70	8-5	10-1	18-6
25	7/31	@Sacramento	L	75-83	8-5	10-2	18-7
26	8/2	CHARLOTTE	L	73-84	8-6	10-2	18-8
27	8/6	@Seattle	L	56-92	8-6	10-3	18-9
28	8/8	@Phoenix	W	67-64	8-6	11-3	19-9
29	8/9	@San Antonio	L	52-69	8-6	11-4	19-10
30	8/14	@Minnesota	W	87-83	8-6	12-4	20-10
31	8/16	@Houston	W	64-63	8-6	13-4	21-10
32	8/21	MINNESOTA	W	88-65	9-6	13-4	22-10
33	8/23	SAN ANTONIO	W	83-70	10-6	13-4	23-10
34	8/25	HOUSTON	W	67-64	11-6	13-4	24-10

WEST	W-L	PCT.	GB
Los Angeles-x	24-10	.706	--
Houston-x	20-14	.588	4.0
Sacramento-x	19-15	.559	5.0
Minnesota-x	18-16	.529	6.0
Seattle-o	18-16	.529	6.0
San Antonio-o	12-22	.353	12.0
Phoenix-o	8-26	.235	16.0



SEASON-BY-SEASON RESULTS



2002 LOS ANGELES SPARKS REGULAR SEASON CUME. STATS



2002 WNBA Champions, Los Angeles Sparks

SEASON-BY-SEASON ('02)



PLAYER	GP	GS	-Field Goals-									-Free Throws-					-Rebounds-					-Averages-			
			MIN	FGM	FGA	PCT	3FGM	3FGA	PCT	FTM	FTA	PCT	OFF	DEF	TOT	AST	STL	BLK	PF	PTS	PPG	RPG	APG		
Leslie	31	31	1060	189	406	.466	12	37	.324	133	183	.727	78	244	322	83	46	90	123	523	16.9	10.4	2.7		
Mabika	32	32	1050	188	444	.423	64	175	.366	99	118	.839	32	135	167	92	38	9	90	539	16.8	5.2	2.9		
Milton-Jones	32	25	966	132	271	.487	21	50	.420	77	104	.740	65	146	211	45	50	35	122	362	11.3	6.6	1.4		
Dixon	30	30	958	125	320	.391	20	57	.351	49	59	.831	18	74	92	119	28	5	74	319	10.6	3.1	4.0		
Byears	26	5	486	76	123	.618	0	0	.000	30	53	.566	65	76	141	13	19	4	89	182	7.0	5.4	0.5		
Teasley	32	32	882	67	166	.404	40	100	.400	30	40	.750	17	67	84	140	25	9	63	204	6.4	2.6	4.4		
Witherspoon	31	1	358	49	118	.415	28	67	.418	35	46	.761	9	20	29	29	13	2	27	161	5.2	0.9	0.9		
Askamp	20	4	215	26	55	.473	0	1	.000	9	14	.643	24	25	49	4	11	4	25	61	3.1	2.5	0.2		
Grgin-Fonseca	12	0	79	12	31	.387	5	12	.417	2	3	.667	3	5	8	1	1	0	11	31	2.6	0.7	0.1		
Hall	3	0	19	2	4	.500	0	1	.000	3	4	.750	1	1	2	1	1	0	2	7	2.3	0.7	0.3		
McCrimmon	32	0	356	20	49	.408	4	15	.267	7	11	.636	9	14	23	53	22	3	22	51	1.6	0.7	1.7		
de Souza	11	0	41	5	14	.357	0	0	.000	2	10	.200	8	6	14	2	3	0	14	12	1.1	1.3	0.2		
Gaither	1	0	5	0	1	.000	0	0	.000	0	0	.000	0	1	1	1	0	0	2	0	0.0	1.0	1.0		
SPARKS	32	170	6475	891	2002	.445	194	515	.377	476	645	.738	329	814	1143	583	257	161	664	2452	76.6	35.7	18.2		
OPPONENTS	32	170	6475	796	2040	.390	163	521	.313	480	649	.740	314	645	959	508	275	111	623	2235	69.8	30.0	15.9		



SEASON-BY-SEASON RESULTS

2002 LOS ANGELES SPARKS GAME-BY-GAME RESULTS (25-7)

NO.	DATE	OPPONENT	W-L	SCORE	HOME	ROAD	TOTAL
1	5/25	NEW YORK	W	72-64	1-0	0-0	1-0
2	5/27	@Houston	W	68-55	1-0	1-0	2-0
3	5/30	@Miami	W	69-65	1-0	2-0	3-0
4	6/1	@Charlotte	L	87-94 (OT)	1-0	2-1	3-1
5	6/3	PORTLAND	W	89-72	2-0	2-1	4-1
6	6/8	@Minnesota	W	76-72	2-0	3-1	5-1
7	6/11	DETROIT	W	90-80	3-0	3-1	6-1
8	6/15	@Sacramento	W	72-66 (OT)	3-0	4-1	7-1
9	6/18	@Seattle	W	80-68	3-0	5-1	8-1
10	6/21	MINNESOTA	W	73-64	4-0	5-1	9-1
11	6/25	PHOENIX	W	89-66	5-0	5-1	10-1
12	6/27	WASHINGTON	W	73-69	6-0	5-1	11-1
13	6/28	@Phoenix	W	84-72	6-0	6-1	12-1
14	6/30	HOUSTON	L	58-60	6-1	6-1	12-2
15	7/5	SACRAMENTO	W	87-65	7-1	6-1	13-2
16	7/7	UTAH	W	102-75	8-1	6-1	14-2
17	7/11	@Seattle	L	60-79	8-1	6-2	14-3
18	7/12	@Portland	W	82-76 (OT)	8-1	7-2	15-3
19	7/17	@Indiana	W	73-58	8-1	8-2	16-3
20	7/18	@New York	L	59-72	8-1	8-3	16-4
21	7/20	@Cleveland	W	63-50	8-1	9-3	17-4
22	7/22	ORLANDO	W	92-84	9-1	9-3	18-4
23	7/24	PORTLAND	W	73-69	10-1	9-3	19-4
24	7/28	INDIANA	W	80-62	11-1	9-3	20-4
25	7/30	MIAMI	L	73-82	11-2	9-3	20-5
26	8/1	SEATTLE	L	76-81	11-3	9-3	20-6
27	8/3	@Sacramento	W	81-71	11-3	10-3	20-6
28	8/4	UTAH	W	90-86	12-3	10-3	22-6
29	8/8	HOUSTON	L	64-67	12-4	10-3	22-7
30	8/9	@Utah	W	85-77	12-4	11-3	23-7
31	8/11	@Minnesota	W	69-58	12-4	12-3	24-7
32	8/13	@Phoenix	W	63-56	12-4	13-3	25-7

WEST	W-L	PCT.	GB
Los Angeles-x	25-7	.781	--
Houston-x	24-8	.750	1.0
Utah-x	20-12	.625	5.0
Seattle-x	17-15	.531	8.0
Portland-o	16-16	.500	9.0
Sacramento-o	14-18	.438	11.0
Phoenix-o	11-21	.344	14.0
Minnesota-o	10-22	.313	15.0

SEASON-BY-SEASON ('02)



SEASON-BY-SEASON RESULTS



2001 LOS ANGELES SPARKS REGULAR SEASON CUME. STATS



2001 WNBA Champions, Los Angeles Sparks

SEASON-BY-SEASON ('01)



PLAYER	GP	GS	-Field Goals-									-Free Throws-					-Rebounds-					-Averages-		
			MIN	FGM	FGA	PCT	3FGM	3FGA	PCT	FTM	FTA	PCT	OFF	DEF	TOT	AST	STL	BLK	PF	PTS	PPG	RPG	APG	
Leslie	31	31	1033	221	467	.473	22	60	.367	142	193	.736	88	210	298	73	34	71	132	606	19.5	9.6	2.4	
Dixon	29	29	925	133	319	.417	6	34	.176	68	86	.791	19	66	85	114	27	2	52	340	11.7	2.9	3.9	
Mabika	28	24	828	99	256	.387	47	123	.382	68	79	.861	22	108	130	87	39	11	74	313	11.2	4.6	3.1	
Milton-Jones	32	27	938	134	296	.453	12	35	.343	50	63	.794	71	98	169	68	49	29	101	330	10.3	5.3	2.1	
Byears	32	13	739	133	221	.602	1	3	.333	30	52	.577	80	103	183	29	42	13	112	297	9.3	5.7	0.9	
Figgs	32	19	930	76	179	.425	54	117	.462	51	63	.810	14	86	100	126	43	4	42	257	8.0	3.1	3.9	
Mapp	30	0	395	51	123	.415	0	3	.000	24	32	.750	34	45	79	14	16	6	60	126	4.2	2.6	0.5	
Grgin-Fonseca	24	7	223	28	65	.431	6	19	.316	9	14	.643	13	22	35	12	4	1	21	71	3.0	1.5	0.5	
McCrimmon	28	0	350	28	63	.444	5	12	.417	3	7	.429	3	9	12	63	21	0	19	64	2.3	0.4	2.3	
Levandusky	13	0	67	7	22	.318	5	17	.294	1	1	1.000	5	4	9	7	5	1	3	20	1.5	0.7	0.5	
Willits	13	0	47	6	20	.300	2	13	.154	3	4	.750	1	4	5	3	1	0	0	17	1.3	0.4	0.2	
SPARKS	32	170	6475	916	2031	.451	160	436	.367	449	594	.756	350	755	1105	596	281	138	616	2441	76.3	34.5	18.6	
OPPONENTS	32	170	6475	779	1985	.392	192	603	.318	416	547	.761	294	627	921	538	234	114	591	2166	67.7	28.8	16.8	



SEASON-BY-SEASON RESULTS

2001 LOS ANGELES SPARKS GAME-BY-GAME RESULTS (28-4)

NO.	DATE	OPPONENT	W-L	SCORE	HOME	ROAD	TOTAL
1	5/28	@Houston	W	66-63	0-0	1-0	1-0
2	6/1	@Orlando	W	68-62	0-0	2-0	2-0
3	6/2	@Charlotte	W	76-67	0-0	3-0	3-0
4	6/5	CLEVELAND	W	58-50	1-0	3-0	4-0
5	6/9	@Minnesota	W	62-60	1-0	4-0	5-0
6	6/14	ORLANDO	W	84-68	2-0	4-0	6-0
7	6/16	@Seattle	W	73-60	2-0	5-0	7-0
8	6/17	PORTLAND	W	90-75	3-0	5-0	8-0
9	6/19	CHARLOTTE	W	73-69	4-0	5-0	9-0
10	6/21	@Houston	L	65-69	4-0	5-1	9-1
11	6/22	@Cleveland	L	70-74	4-0	5-2	9-2
12	6/24	@New York	L	69-82	4-0	5-3	9-3
13	6/26	@Detroit	W	98-89 (OT)	4-0	6-3	10-3
14	7/1	MIAMI	W	86-60	5-0	6-3	11-3
15	7/3	UTAH	W	84-71	6-0	6-3	12-3
16	7/5	PHOENIX	W	73-50	7-0	6-3	13-3
17	7/8	MINNESOTA	W	100-95 (OT)	8-0	6-3	14-3
18	7/10	@Utah	W	79-67	8-0	7-3	15-3
19	7/11	@Phoenix	W	75-61	8-0	8-3	16-3
20	7/14	@Washington	W	62-50	8-0	9-3	17-3
21	7/19	@Sacramento	W	83-68	8-0	10-3	18-3
22	7/21	SEATTLE	W	85-79	9-0	10-3	19-3
23	7/25	SACRAMENTO	W	80-78	10-0	10-3	20-3
24	7/28	@Portland	W	88-83	10-0	11-3	21-3
25	7/30	MINNESOTA	W	78-69	11-0	11-3	22-3
26	8/2	SACRAMENTO	W	67-62	12-0	11-3	23-3
27	8/4	SEATTLE	W	79-60	13-0	11-3	24-3
28	8/6	INDIANA	W	81-66	14-0	11-3	25-3
29	8/8	PHOENIX	W	79-67	15-0	11-3	26-3
30	8/11	HOUSTON	W	75-64	16-0	11-3	27-3
31	8/13	@Utah	L	78-80 (OT)	16-0	11-4	27-4
32	8/14	@Portland	W	67-58	16-0	12-4	28-4

WEST	W-L	PCT.	GB
Los Angeles-x	28-4	.875	--
Sacramento-x	20-12	.625	8.0
Utah-x	19-13	.594	9.0
Houston-x	19-13	.594	9.0
Phoenix-o	13-19	.406	15.0
Minnesota-o	12-20	.375	16.0
Portland-o	11-21	.344	17.0
Seattle-o	10-22	.313	18.0

SEASON-BY-SEASON ('01)



SEASON-BY-SEASON RESULTS



2000 LOS ANGELES SPARKS REGULAR SEASON CUME. STATS



Tamecka Dixon, Lisa Leslie, DeLisha Milton (Jones)

SEASON-BY-SEASON ('00)



PLAYER	GP	GS	-Field Goals-			-3 Field Goals-			-Free Throws-			-Rebounds-					-Averages-						
			MIN	FGM	FGA	PCT	3FGM	3FGA	PCT	FTM	FTA	PCT	OFF	DEF	TOT	AST	STL	BLK	PF	PTS	PPG	RPG	APG
Leslie	32	32	1028	197	430	.458	7	32	.219	169	205	.824	75	231	306	60	31	74	134	570	17.8	9.6	1.9
Mabika	32	32	940	130	335	.388	61	159	.384	73	89	.820	45	134	179	98	58	18	117	394	12.3	5.6	3.1
Milton-Jones	32	32	983	150	293	.512	2	8	.250	76	102	.745	55	139	194	68	44	29	124	378	11.8	6.1	2.1
Dixon	31	31	882	132	291	.454	12	34	.353	62	77	.805	34	71	105	96	40	10	86	338	10.9	3.4	3.1
Figgs	32	32	803	66	153	.431	29	82	.354	54	65	.831	14	41	55	127	21	3	53	215	6.7	1.7	4.0
Feaster	32	0	469	60	167	.359	22	85	.259	60	72	.833	36	49	85	33	23	2	47	202	6.3	2.7	1.0
Machanguana	31	1	421	48	83	.578	0	1	.000	14	25	.560	20	52	72	18	13	4	66	110	3.5	2.3	0.6
McCrimmon	32	0	488	39	77	.506	16	33	.485	7	14	.500	9	23	32	65	29	8	41	101	3.2	1.0	2.0
Grgin-Fonseca	18	0	183	17	62	.274	1	17	.059	14	23	.609	9	14	23	12	3	1	17	49	2.7	1.3	0.7
Sauer	12	0	66	8	14	.571	0	0	.000	4	5	.800	3	13	16	3	2	1	10	20	1.7	1.3	0.3
Frett	25	0	187	14	51	.275	0	1	.000	12	16	.750	8	16	24	6	7	6	10	40	1.6	1.0	0.2
SPARKS	32	170	6450	861	1956	.440	150	452	.332	545	693	.786	308	783	1091	586	271	156	705	2417	75.5	34.1	18.3
OPPONENTS	32	170	6450	776	1963	.395	122	413	.295	495	692	.715	300	678	978	445	243	105	650	2169	67.8	30.6	13.9



SEASON-BY-SEASON RESULTS

2000 LOS ANGELES SPARKS GAME-BY-GAME RESULTS (28-4)

NO.	DATE	OPPONENT	W-L	SCORE	HOME	ROAD	TOTAL
1	5/31	UTAH	W	69-62	1-0	0-0	1-0
2	6/3	@Minnesota	W	82-75	1-0	1-0	2-0
3	6/6	PORTLAND	W	70-57	2-0	1-0	3-0
4	6/10	PHOENIX	W	76-57	3-0	1-0	4-0
5	6/11	@Sacramento	L	68-75	3-0	1-1	4-1
6	6/13	@Seattle	L	59-69 (OT)	3-0	1-2	4-2
7	6/17	@Portland	W	94-81	3-0	2-2	5-2
8	6/18	CHARLOTTE	W	70-62	4-0	2-2	6-2
9	6/20	HOUSTON	W	90-84	5-0	2-2	7-2
10	6/23	@Miami	W	68-54	5-0	3-2	8-2
11	6/25	@New York	W	72-67	5-0	4-2	9-2
12	6/26	@Washington	W	74-72	5-0	5-2	10-2
13	6/28	@Indiana	W	82-73	5-0	6-2	11-2
14	7/1	CLEVELAND	W	75-67	6-0	6-2	12-2
15	7/2	DETROIT	W	85-63	7-0	6-2	13-2
16	7/5	@Sacramento	W	76-61	7-0	7-2	14-2
17	7/6	WASHINGTON	W	79-70	8-0	7-2	15-2
18	7/9	UTAH	W	92-72	9-0	7-2	16-2
19	7/11	PORTLAND	L	77-80	9-1	7-2	16-3
20	7/14	HOUSTON	W	63-58	10-1	7-2	17-3
21	7/15	MINNESOTA	W	58-57	11-1	7-2	18-3
22	7/20	NEW YORK	W	82-66	12-1	7-2	19-3
23	7/21	@Phoenix	W	74-68	12-1	8-2	20-3
24	7/23	SACRAMENTO	W	73-68	13-1	8-2	21-3
25	7/25	ORLANDO	W	78-63	14-1	8-2	22-3
26	7/27	SEATTLE	W	76-63	15-1	8-2	23-3
27	7/29	@Houston	W	84-74	15-1	9-2	24-3
28	7/31	@Minnesota	W	73-66	15-1	10-2	25-3
29	8/2	@Detroit	W	84-81	15-1	11-2	26-3
30	8/5	@Phoenix	W	77-63	15-1	12-2	27-3
31	8/8	@Seattle	W	60-52 (OT)	15-1	13-2	28-3
32	8/9	@Utah	L	77-89	15-1	13-3	28-4

WEST	W-L	PCT.	GB
Los Angeles-x	28-4	.875	--
Houston-x	27-5	.844	1.0
Sacramento-x	21-11	.656	7.0
Phoenix-x	20-12	.625	8.0
Utah-o	18-14	.563	10.0
Minnesota-o	15-17	.469	13.0
Portland-o	10-22	.313	18.0
Seattle-o	6-26	.188	22.0

SEASON-BY-SEASON ('00)



SEASON-BY-SEASON RESULTS



1999 LOS ANGELES SPARKS REGULAR SEASON CUME. STATS



Lisa Leslie

SEASON-BY-SEASON ('99)



PLAYER	GP	GS	-Field Goals-			-3 Field Goals-			-Free Throws-			-Rebounds-					-Averages-						
			MIN	FGM	FGA	PCT	3FGM	3FGA	PCT	FTM	FTA	PCT	OFF	DEF	TOT	AST	STL	BLK	PF	PTS	PPG	RPG	APG
Leslie	32	32	930	182	389	.468	22	52	.423	114	156	.731	72	176	248	56	36	49	136	500	15.6	7.8	1.8
Mabika	32	28	938	125	336	.372	41	146	.281	56	78	.718	42	111	153	112	44	15	100	347	10.8	4.8	3.5
Milton-Jones	32	32	835	125	236	.530	0	1	.000	68	86	.791	60	116	176	50	47	17	112	318	9.9	5.5	1.6
Grubin	32	18	708	96	238	.403	40	93	.430	52	68	.765	18	54	72	90	24	2	53	284	8.9	2.3	2.8
Dixon	32	14	563	77	199	.387	15	48	.313	48	65	.738	17	49	66	53	17	4	42	217	6.8	2.1	1.7
Frett	31	18	658	77	162	.475	0	0	.000	34	43	.791	48	46	94	63	9	5	42	188	6.1	3.0	2.0
Feaster	32	4	410	51	103	.495	21	57	.368	39	57	.684	28	30	58	32	15	7	51	162	5.1	1.8	1.0
Toler	30	4	427	51	150	.340	2	13	.154	39	45	.867	12	31	43	66	13	0	36	143	4.8	1.4	2.2
Bjedov	27	0	431	52	100	.520	8	19	.421	9	18	.500	21	49	70	17	9	22	60	121	4.5	2.6	0.6
Figgs	22	10	330	30	82	.366	14	47	.298	21	24	.875	8	27	35	33	15	0	27	95	4.3	1.6	1.5
Machanguana	28	0	245	24	49	.490	0	0	.000	26	36	.722	16	36	52	9	8	3	34	74	2.6	1.9	0.3
SPARKS	32	170	6475	890	2044	.435	163	476	.342	506	676	.749	342	725	1067	581	237	124	693	2449	76.5	33.3	18.2
OPPONENTS	32	170	6475	818	1993	.410	147	445	.330	535	721	.742	335	696	1031	511	250	99	681	2318	72.4	32.2	16.0



SEASON-BY-SEASON RESULTS

1999 LOS ANGELES SPARKS GAME-BY-GAME RESULTS (20-12)

NO.	DATE	OPPONENT	W-L	SCORE	HOME	ROAD	TOTAL
1	6/10	SACRAMENTO	W	100-78	1-0	0-0	1-0
2	6/12	@Cleveland	W	75-59	1-0	1-0	2-0
3	6/15	@Orlando	L	86-88	1-0	1-1	2-1
4	6/18	@New York	L	72-84	1-0	1-2	2-2
5	6/19	@Charlotte	W	73-69	1-0	2-2	3-2
6	6/22	@Houston	L	76-84	1-0	2-3	3-3
7	6/24	MINNESOTA	L	73-86	1-1	2-3	3-4
8	6/26	@Sacramento	W	76-73	1-1	3-3	4-4
9	6/28	UTAH	W	102-70	2-1	3-3	5-4
10	7/1	@Minnesota	W	81-77 (OT)	2-1	4-3	6-4
11	7/2	@Detroit	W	91-81	2-1	5-3	7-4
12	7/5	CLEVELAND	W	74-72	3-1	5-3	8-4
13	7/7	@Phoenix	W	67-61	3-1	6-3	9-4
14	7/9	SACRAMENTO	L	72-77	3-2	6-3	9-5
15	7/11	PHOENIX	W	67-58	4-2	6-3	10-5
16	7/17	@Phoenix	L	76-84	4-2	6-4	10-6
17	7/18	HOUSTON	W	78-65	5-2	6-4	11-6
18	7/21	PHOENIX	W	84-63	6-2	6-4	12-6
19	7/24	NEW YORK	W	75-72 (OT)	7-2	6-4	13-6
20	7/27	ORLANDO	W	81-60	8-2	6-4	14-6
21	7/30	UTAH	W	87-77	9-2	6-4	15-6
22	7/31	WASHINGTON	W	81-64	10-2	6-4	16-6
23	8/5	@Utah	L	75-81	10-2	6-5	16-7
24	8/6	@Minnesota	W	77-59	10-2	7-5	17-7
25	8/9	DETROIT	L	59-84	10-3	7-5	17-8
26	8/10	@Sacramento	L	80-82	10-3	7-6	17-9
27	8/12	@Houston	L	61-83	10-3	7-7	17-10
28	8/14	@Washington	L	53-55	10-3	7-8	17-11
29	8/16	CHARLOTTE	W	76-65	11-3	7-8	18-11
30	8/18	MINNESOTA	W	72-54	12-3	7-8	19-11
31	8/20	HOUSTON	W	68-64	13-3	7-8	20-11
32	8/21	@Utah	L	81-89	13-3	7-9	20-12

WEST	W-L	PCT.	GB
Houston-x	26-6	.813	--
Los Angeles-x	20-12	.625	6.0
Sacramento-x	19-13	.594	7.0
Minnesota-o	15-17	.469	11.0
Phoenix-o	15-17	.469	11.0
Utah-o	15-17	.469	11.0

SEASON-BY-SEASON ('99)



SEASON-BY-SEASON RESULTS



1998 LOS ANGELES SPARKS REGULAR SEASON CUME. STATS



Mwadi Mabika, Pamela McGee, Lisa Leslie, Jamila Wideman, Erin Alexander

SEASON-BY-SEASON ('98)



PLAYER	GP	GS	-Field Goals-			-3 Field Goals-			-Free Throws-			-Rebounds-					-Averages-						
			MIN	FGM	FGA	PCT	3FGM	3FGA	PCT	FTM	FTA	PCT	OFF	DEF	TOT	AST	STL	BLK	PF	PTS	PPG	RPG	APG
Leslie	28	28	898	202	423	.478	9	23	.391	136	177	.768	77	208	285	70	42	60	121	549	19.6	10.2	2.5
Dixon	22	22	710	124	283	.438	21	59	.356	88	113	.779	13	43	56	54	24	8	67	357	16.2	2.5	2.5
Toler	30	30	945	145	349	.415	25	60	.417	55	74	.743	37	69	106	143	32	3	77	370	12.3	3.5	4.8
Mabika	29	23	710	87	257	.339	33	107	.308	30	43	.698	29	98	127	44	30	9	73	238	8.2	4.4	1.5
Zheng	6	2	98	20	32	.625	0	0	.000	5	7	.714	8	18	26	3	0	1	11	45	7.5	4.3	0.5
McGee	30	22	570	80	183	.437	0	4	.000	43	70	.614	62	83	145	13	23	24	104	203	6.8	4.8	0.4
VanEmbricqs	28	2	470	43	89	.483	0	0	.000	8	16	.500	34	41	75	16	24	9	57	94	3.4	2.7	0.6
Feaster	3	0	41	3	14	.214	2	10	.200	2	2	1.000	1	1	2	3	2	0	10	10	3.3	0.7	1.0
Alexander	8	0	73	7	22	.318	6	16	.375	2	2	1.000	8	7	15	6	2	0	11	22	2.8	1.9	0.8
Colleton	30	14	575	30	99	.303	5	19	.263	15	18	.833	25	26	51	47	18	11	44	80	2.7	1.7	1.6
Blue	30	3	331	26	77	.338	6	21	.286	15	24	.625	19	30	49	10	13	3	41	73	2.4	1.6	0.3
Rycraw	20	4	226	15	32	.469	0	0	.000	16	22	.727	17	33	50	4	7	18	27	46	2.3	2.5	0.2
Wideman	25	0	329	12	43	.279	3	12	.250	21	29	.724	5	17	22	57	10	1	28	48	1.9	0.9	2.3
Reed	9	0	49	3	11	.273	1	4	.250	7	12	.583	2	9	11	2	2	1	4	14	1.6	1.2	0.2
SPARKS	30	150	6025	797	1914	.416	111	335	.331	443	609	.727	337	683	1020	472	229	148	675	2148	71.6	34.0	15.7
OPPONENTS	30	150	6025	780	1898	.411	119	372	.320	490	693	.707	337	663	1000	522	244	109	603	2169	72.3	33.3	17.4



SEASON-BY-SEASON RESULTS

1998 LOS ANGELES SPARKS GAME-BY-GAME RESULTS (12-18)

NO.	DATE	OPPONENT	W-L	SCORE	HOME	ROAD	TOTAL
1	6/11	@Utah	W	89-83	0-0	1-0	1-0
2	6/14	@Phoenix	L	60-70	0-0	1-1	1-1
3	6/16	@Sacramento	L	69-73	0-0	1-2	1-2
4	6/19	NEW YORK	W	78-75	1-0	1-2	2-2
5	6/21	HOUSTON	L	63-79	1-1	1-2	2-3
6	6/24	CHARLOTTE	L	73-77	1-2	1-2	2-4
7	6/27	@Houston	L	64-75	1-2	1-3	2-5
8	6/30	@Sacramento	L	56-58	1-2	1-4	2-6
9	7/2	UTAH	L	57-58	1-3	1-4	2-7
10	7/7	CHARLOTTE	W	86-79	2-3	1-4	3-7
11	7/8	SACRAMENTO	L	71-76	2-4	1-4	3-8
12	7/12	CLEVELAND	W	87-66	3-4	1-4	4-8
13	7/13	@Phoenix	L	62-72	3-4	1-5	4-9
14	7/15	SACRAMENTO	W	81-76 (OT)	4-4	1-5	5-9
15	7/17	HOUSTON	L	68-74	4-5	1-5	5-10
16	7/21	NEW YORK	L	77-92	4-6	1-5	5-11
17	7/23	PHOENIX	W	70-68	5-6	1-5	6-11
18	7/25	@Detroit	L	67-69	5-6	1-6	6-12
19	7/27	@Cleveland	L	67-83	5-6	1-7	6-13
20	7/29	@Washington	W	77-68	5-6	2-7	7-13
21	7/30	PHOENIX	W	71-56	6-6	2-7	8-13
22	8/1	@Utah	W	73-65	6-6	3-7	9-13
23	8/3	WASHINGTON	W	86-72	7-6	3-7	10-13
24	8/5	@Detroit	L	61-73	7-6	3-8	10-14
25	8/8	NEW YORK	L	62-80	7-7	3-8	10-15
26	8/9	@Washington	L	74-76	7-7	3-9	10-16
27	8/12	@Charlotte	W	65-52	7-7	4-9	11-16
28	8/14	UTAH	W	87-67	8-7	4-9	12-16
29	8/16	DETROIT	L	76-77	8-8	4-9	12-17
30	8/19	@Houston	L	71-80	8-8	4-10	12-18

WEST	W-L	PCT.	GB
Houston-x	27-3	.900	--
Phoenix-x	19-11	.633	8.0
Los Angeles-o	12-18	.400	15.0
Sacramento-o	8-22	.267	19.0
Utah-o	8-22	.267	19.0

SEASON-BY-SEASON ('98)



SEASON-BY-SEASON RESULTS



1997 LOS ANGELES SPARKS REGULAR SEASON CUME. STATS



Penny Toler, Tamecka Dixon, Jamila Wideman, Lisa Leslie, Haixia Zheng

SEASON-BY-SEASON ('97)



PLAYER	GP	GS	MIN	-Field Goals-			-3 Field Goals-			-Free Throws-			-Rebounds-					-Averages-					
				FGM	FGA	PCT	3FGM	3FGA	PCT	FTM	FTA	PCT	OFF	DEF	TOT	AST	STL	BLK	PF	PTS	PPG	RPG	APG
Leslie	28	28	902	160	371	.431	12	46	.261	113	189	.598	63	203	266	74	39	59	99	445	15.9	9.5	2.6
Toler	28	28	907	144	338	.426	7	38	.184	73	87	.839	25	69	94	143	36	3	66	368	13.1	3.4	5.1
Dixon	27	21	715	115	252	.456	22	52	.423	68	88	.773	22	59	81	55	49	5	76	320	11.9	3.0	2.0
Zheng	28	21	557	110	178	.618	0	0	.000	39	59	.661	32	91	123	17	11	20	77	259	9.3	4.4	0.6
Burgess	28	6	492	73	135	.541	1	2	.500	36	49	.735	46	71	117	9	20	13	46	183	6.5	4.2	0.3
Mabika	21	1	325	53	136	.390	7	38	.184	13	24	.542	22	32	54	22	23	6	48	126	6.0	2.6	1.0
Colleton	28	14	613	55	126	.437	9	25	.360	17	30	.567	25	35	60	45	35	9	46	136	4.9	2.1	1.6
Burge	22	6	282	32	72	.444	0	4	.000	23	45	.511	23	46	69	15	12	12	52	87	4.0	3.1	0.7
Wideman	28	14	633	25	106	.236	7	36	.194	27	34	.794	16	41	57	103	24	1	44	84	3.0	2.0	3.7
Charles	28	1	282	27	67	.403	0	1	.000	10	15	.667	16	32	48	12	10	10	41	64	2.3	1.7	0.4
Gessig	1	0	4	0	0	.000	0	0	.000	0	0	.000	0	1	1	0	0	0	2	0	0.0	1.0	0.0
Gant	2	0	13	0	1	.000	0	0	.00	0	0	.000	0	3	3	0	0	0	4	0	0.0	1.5	0.0
SPARKS	28	140	5725	794	1782	.446	65	242	.269	419	620	.676	290	683	973	495	259	138	601	2072	74.0	34.8	17.7
OPPONENTS	28	140	5725	719	1812	.397	95	343	.277	477	649	.735	323	597	920	457	287	82	575	2010	71.8	32.9	16.3



SEASON-BY-SEASON RESULTS

1997 LOS ANGELES SPARKS GAME-BY-GAME RESULTS (14-14)

NO.	DATE	OPPONENT	W-L	SCORE	HOME	ROAD	TOTAL
1	6/21	NEW YORK	L	57-67	0-1	0-0	0-1
2	6/23	@Utah	L	89-102	0-1	0-1	0-2
3	6/25	CHARLOTTE	W	74-54	1-1	0-1	1-2
4	6/27	SACRAMENTO	W	93-73	2-1	0-1	2-2
5	6/30	@Houston	L	66-71 (OT)	2-1	0-2	2-3
6	7/3	@Cleveland	W	74-62	2-1	1-2	3-3
7	7/5	@Charlotte	L	66-78	2-1	1-3	3-4
8	7/7	CLEVELAND	L	70-81	2-2	1-3	3-5
9	7/11	UTAH	W	75-68	3-2	1-3	4-5
10	7/13	PHOENIX	L	56-57	3-3	1-3	4-6
11	7/15	@Sacramento	L	73-78	3-3	1-4	4-7
12	7/16	HOUSTON	W	77-52	4-3	1-4	5-7
13	7/19	@New York	L	57-69	4-3	1-5	5-8
14	7/21	@Charlotte	L	64-75	4-3	1-6	5-9
15	7/23	CLEVELAND	L	85-89	4-4	1-6	5-10
16	7/25	@Phoenix	W	86-83 (OT)	4-4	2-6	6-10
17	7/27	@Sacramento	W	84-62	4-4	3-6	7-10
18	7/30	UTAH	W	91-69	5-4	3-6	8-10
19	8/1	HOUSTON	L	57-81	5-5	3-6	8-11
20	8/3	CHARLOTTE	L	70-77	5-6	3-6	8-12
21	8/5	@New York	W	67-50	5-6	4-6	9-12
22	8/7	@Cleveland	W	87-84 (2OT)	5-6	5-6	10-12
23	8/9	@Houston	L	71-72	5-6	5-7	10-13
24	8/16	@Utah	W	74-64	5-6	6-7	11-13
25	8/18	PHOENIX	W	75-66	6-6	6-7	12-13
26	8/20	NEW YORK	W	78-76	7-6	6-7	13-13
27	8/22	SACRAMENTO	W	88-77	8-6	6-7	14-13
28	8/24	@Phoenix	L	68-73 (OT)	8-6	6-8	14-14

WEST	W-L	PCT.	GB
Phoenix-x	16-12	.571	--
Los Angeles-o	14-14	.500	2.0
Sacramento-o	10-18	.357	6.0
Utah-o	7-21	.250	9.0



SPARKS HISTORY

2016 LOS ANGELES SPARKS MEDIA GUIDE
CELEBRATING THE 20TH ANNIVERSARY OF THE WNBA

SPARKS TIMELINE



SPARKS TIMELINE

SPARKS



June 21, 1997: The Los Angeles Sparks and the New York Liberty tip-off the first WNBA game at the Great Western Forum in Los Angeles in front of a crowd of 14,284. Sparks Guard Penny Toler scores the league's first basket at 19:01.

June 19, 1998: Sparks center Lisa Leslie sets a WNBA record by pulling down 21 rebounds in the Sparks victory over the New York Liberty.



June 21, 1998: Sparks center Lisa Leslie notches her seventh straight double-double, setting a WNBA record.

SPARKS HISTORY (97-'98)



1997 1998



August 24, 1997: Los Angeles finishes its first season 14-14 and in second place in the Western Conference. Lisa Leslie finishes the season as the league leader in rebounds per game (9.5), while Haixia Zheng is a WNBA Peak Performer for her league-leading .618 field goal percentage. Zheng also wins the Kim Perrot Sportsmanship Award.




August 19, 1998: The Sparks finish the season 12-18 in a year of individual improvement, as Lisa Leslie increases her scoring average from 15.9 to 19.6 and her rebounding rate from 9.5 to 10.2. Tamecka Dixon also sees a rise in her scoring from 11.9 to 16.2.

SPARKS TIMELINE



SPARKS TIMELINE



August 30, 1999: The Sparks complete a season of firsts, finishing with its first winning record and a franchise-best 20 wins. Los Angeles also wins its first playoff series, knocking off the Sacramento Monarchs before falling to the eventual WNBA Champion Houston Comets in the Western Conference Finals.



August 20, 2000: The Sparks win a franchise-record 28 games, including two 12-game win streaks. After sweeping Phoenix in the first round of the playoffs, though, they fall once again in the Western Conference Finals to the eventual WNBA Champion Houston Comets.

1999

2000



November 12, 1999: Penny Toler retires and becomes the first WNBA player in league history to go from player to front office executive, becoming General Manager of Player Personnel.





SPARKS TIMELINE

SPARKS TIMELINE



June 5, 2001: After four seasons and a 45-17 record at the Forum, the Sparks begin play at STAPLES Center, located in the heart of Downtown Los Angeles. Los Angeles beats Cleveland 58-50 amidst a record-breaking 9-0 start to the season.

August 11, 2001: Sparks win a league-record and franchise-best 28 games and become the first WNBA team to go undefeated at home for an entire season, finishing 16-0 at STAPLES Center. The Sparks also top the league in points, defensive rebounds, total rebounds and assists per game.

August 27, 2001: Lisa Leslie becomes the first WNBA player to capture all three MVP awards (regular season, postseason and All-Star) in the same season, joining NBA greats Shaquille O'Neal, Michael Jordan and Willis Reed as the only professional basketball players to accomplish this feat. Sparks head coach Michael Cooper was also named WNBA Coach of the Year. Zheng also wins the Kim Perrot Sportsmanship Award.

July 11, 2002: Lisa Leslie is awarded the Best WNBA Player ESPY at the ESPY Awards, which honor the year's best athletic performances.

July 22, 2002: Sparks Center Lisa Leslie becomes the first WNBA player to record 3,000 career points during the Sparks 92-84 victory over the Orlando Miracle at STAPLES Center. Leslie also records 24 points and 21 rebounds, tying the league record she set on June 19, 1998.



2001



September 1, 2001: Sparks claim their first WNBA Championship to give the city a sweep of professional basketball titles, sweeping the Eastern Conference Champion Charlotte Sting in the WNBA Finals.

2002



August 25, 2002: Sparks Guard Nikki Teasley finishes the year averaging 11.5 points, 6.3 assists, and 5.1 rebounds, becoming the first player in WNBA history to average more than 10 points, five assists, and five rebounds in a season.

August 29, 2002: Sparks rookie guard Nikki Teasley nails the game-winning shot in the waning seconds of Game 2 of the WNBA Finals to help the Sparks become the second team in WNBA history to repeat as champions, defeating the New York Liberty. Los Angeles runs through the postseason with a perfect 6-0 record as the first of just three teams to do so in league history (Seattle '10, Minnesota '13) and finish its back-to-back championship run with a 12-1 playoff record.

Sparks center Lisa Leslie earns Finals MVP honors for the second straight year.

After retiring in November 1999 to serve as the Sparks General Manager, Penny Toler becomes the fastest player-turned-manager in any men's or women's league to assemble a championship team (two years).



SPARKS TIMELINE



SPARKS TIMELINE

LOS ANGELES



July 12, 2003: Sparks guard Nikki Teasley earns All-Star MVP honors with 10 points, six assists, six rebounds and five steals in the West's 84-75 victory in New York.

July 16, 2003: Lisa Leslie once again captures the "Best WNBA Player" ESPY, becoming the second two-time winner in the category.

July 30, 2003: Sparks Center Lisa Leslie becomes the first WNBA player to dunk in a game when she throws down a one-handed breakaway slam with 4:44 remaining in the first half of Los Angeles' 82-73 loss to the Miami Sol at STAPLES Center.

July 29, 2004: Sparks center Lisa Leslie scores her 4,000th career point, becoming the first WNBA player to reach the milestone.

September 10, 2004: Sparks center Lisa Leslie records the WNBA's third triple-double, tying Margo Dydek's record for blocked shots in the process as her 29 points, 15 rebounds and 10 blocked shots leads the Sparks to an 81-63 victory over the Detroit Shock.

September 28, 2004: The Sparks continue their impressive streak of playoff appearances by making it to postseason play for the sixth straight year with a 25-9 regular season record. The run of Western Conference Championships ends, however, with a first-round loss to the Sacramento Monarchs.

2003

2004



September 16, 2003: The Sparks win the Western Conference Championship and reach the WNBA Finals for the third consecutive year despite an injury-riddled season. The deciding Game 3 versus the Detroit Shock at The Palace of Auburn Hills proved to be a historic event as it was played before the largest crowd in WNBA history--22,076. The Shock's victory was sealed by Deanna Nolan's three-point basket with 53 seconds remaining and perfect free-throw shooting down the stretch.



October 9, 2004: Lisa Leslie captures the 2004 WNBA MVP Award, leading the league in rebounds per game and finishing third in scoring. Leslie and teammate Nikki Teasley each receive All-WNBA recognition.





SPARKS TIMELINE

SPARKS TIMELINE



March 25, 2005: Sparks trade forward DeLisha Milton-Jones to the Washington Mystics for Chamique Holdsclaw.

July 9, 2005: Sparks veteran Lisa Leslie continues to impress fans in Los Angeles with her 15.2 points per game and 71 total blocked shots. A 2005 All-Star, Leslie makes history as the first player to dunk in a WNBA All-Star game.

2005



September 2, 2005: With 13 wins and 16 losses under head coach Henry Bibby, assistant coach Joe "Jellybean" Bryant takes over for the final five games (4-1), allowing the team to finish squarely at .500 (17-17). With a perfectly split record, the Sparks catch a glimpse of the postseason but their tireless efforts are outmatched by the Monarchs for the second straight year.

June 14, 2006: Lisa Leslie is named to the WNBA's All-Decade Team, a group of the league's 10 best and most influential players from its first 10 years.

June 26, 2006: Lisa Leslie becomes the first player in WNBA history to score 5,000 points.

July 5, 2006: In a historic presentation, Penny Toler's decade of involvement with the Sparks as an exceptional player and dedicated General Manager are recognized when her No. 11 jersey is retired during a Sparks game, marking the first female jersey to be retired at STAPLES Center.

July 7, 2006: Leslie's illustrious career is honored in an on-court celebration in which then-team president Johnny Buss dedicates the court to the record-breaking center, renaming it "Lisa Leslie Court".

August 26, 2006: With Coach Bryant at the helm, the 2006 Sparks boast a 25-9 regular season record and come back to beat the Seattle Storm after falling behind 1-0 in the Western Conference Semifinals. The Sparks conclude the 2006 season when they are defeated at the Honda Center by the Sacramento Monarchs, who go on to win the WNBA title.

2006

September 3, 2006: Leslie is named WNBA Most Valuable Player for the third time. Over the course of the season, she earns four Player of the Week awards, weeks: 5/30, 6/19, 6/26 and 7/17.

December 7, 2006: WNBA approves the sale of the Los Angeles Sparks from the Lakers to Katherine Goodman and Carla Christofferson. Sparks season ticket holders themselves, Christofferson and Goodman focus on connecting fans through fun and engaging experiences at STAPLES Center. The Sparks become one of six WNBA teams to be owned and operated independently of NBA teams.

December 10, 2006: Lisa Leslie announces that she will take 2007 off to have her first child, Lauren.





SPARKS TIMELINE



April 9, 2008: The Los Angeles Sparks select College Player of the Year and two-time defending NCAA Champion Candace Parker from Tennessee as the No. 1 draft pick in the 2008 WNBA Draft.

April 22, 2008: All-Star forward DeLisha Milton-Jones rejoins the Sparks in a trade with the Washington Mystics.

May 17, 2008: Candace Parker has a near triple-double in her WNBA debut at Phoenix with 34 points, 12 rebounds and eight assists.

August 28, 2008: Lisa Leslie records 17 blocked shots in three games from 8/30-9/1 with eight apiece coming against the Monarchs and the Lynx.

May 22, 2007: Former Sparks coach and two-time WNBA Champion Michael Cooper rejoins the Sparks organization as head coach and leads the team to a season-opening victory over the Chicago Sky, 81-64.

June 22, 2008: Candace Parker records the league's second dunk in history with a slam over Indiana in the final seconds of the game.

September 19, 2008: The Sparks make their ninth playoff appearance and defeat the Seattle Storm in the first round before losing to San Antonio in the Western Conference Finals.

Lisa Leslie is named the WNBA's Defensive Player of the Year after recording 97 blocks and 49 steals.

June 12, 2007: Star forward Chamique Holdsclaw announces her abrupt retirement from the WNBA just five games into the season. Holdsclaw finishes her Sparks career with averages of 16.1 points and 6.4 rebounds over 63 games.

June 24, 2008: Candace Parker records the leagues third dunk and first in back-to-back games with a slam over the Seattle Storm.

2007

2008

July 15, 2007: Lisa Leslie wins her third "Best WNBA Player" ESPY, becoming the second three-time winner in the category.

August 19, 2007: Sparks finish 2007 at a franchise-worst 10-24 and miss the playoffs for the first time in nine years.

Sidney Spencer leads the Sparks in total points (327) and WNBA rookies in free-throw percentage (.881) and double-doubles (two) and is a Rookie of the Year finalist.

October 23, 2007: Sparks win the top pick in the 2008 WNBA Draft at the annual WNBA Draft Lottery.

August 1, 2008: The Sparks send Lisa Leslie, DeLisha Milton-Jones and Candace Parker to Beijing to compete in the 2008 Olympic Games.



August 23, 2008: The United States wins gold as Lisa Leslie captures her fourth gold medal in a row and improves her Olympic record to 32-0. Milton-Jones gets her second gold and Parker gets her first.

September 28, 2008: After defeating the Seattle Storm 2-1 in the first round playoff series, Los Angeles returns to the Western Conference Finals, where they come 1.3 seconds from returning to the WNBA Finals before a San Antonio Silver Stars game-winning basket. San Antonio also captures Game 3, ending the Sparks season.

October 1, 2008: Candace Parker and Lisa Leslie are named First Team All-WNBA. Parker paces the team in scoring (18.5 per game) and rebounds (9.5 per game), Leslie chips in 15.5 points per game. DeLisha Milton-Jones is also solid, averaging 13.9 points and 6.3 rebounds per game.

October 3, 2008: Candace Parker becomes the first player in WNBA history to be named Rookie of the Year and WNBA MVP in the same year.





SPARKS TIMELINE

SPARKS TIMELINE

February 4, 2009: Lisa Leslie announces the upcoming WNBA season will be her final one.

April 9, 2009: The Sparks finish assembling a batch of new acquisitions that include Tina Thompson, Betty Lennox, Los Angeles native Noelle Quinn and a draft class headlined by first-rounder Lindsay Wisdom-Hylton.

June 5, 2009: The Los Angeles Sparks reach an agreement with the Farmers Insurance Group of Companies to become the second team to secure a marquee partnership and wear branded jerseys. The Farmers Insurance Group of Companies name and logo appear on player jerseys.

June 26, 2009: Forward Candace Parker is nominated in the "Best WNBA Player" category for ESPN's annual ESPY Awards. Parker previously won ESPYs in 2008 for "Best Female Athlete" and "Best Female College Athlete," and in 2009 for "Best WNBA Player."

June 13, 2010: Star forward Candace Parker, off to a torrid start averaging a double-double has her season derailed by a separated shoulder after just 10 games.

July 24, 2010: Marie Ferdinand-Harris hits the 750-rebound and 300-steal milestone in her WNBA career after grabbing three rebounds and one steal in the Sparks win over the Sun.

August 4, 2010: Ticha Penicheiro sets a franchise record of 15 assists in a game against Chicago.

August 8, 2010: With 5:01 left in the third quarter against San Antonio, forward Tina Thompson hits a 16-foot jump shot and becomes the all-time leading scorer in WNBA history, surpassing former teammate Lisa Leslie and her previous record of 6,263 points.

August 8, 2010: DeLisha Milton-Jones hits her 700 career assist milestone after recording three assists in the Sparks loss to San Antonio. Milton-Jones also records her 500th career steal this season.

August 10, 2010: "Lisa Leslie Day" is proclaimed as the Sparks family proudly honors Lisa Leslie, retiring her No. 9 jersey which now hangs in the rafters at STAPLES Center.

2009



September 26, 2009: Lisa Leslie tallies 22 points and nine rebounds in the final game of her WNBA career as the Los Angeles Sparks are defeated by the Phoenix Mercury in the Western Conference Finals. Leslie retires as the all-time WNBA leader in points (6,263) and rebounds (3,307).

2010



August 20, 2010: The Sparks 98-91 victory over the Minnesota Lynx clinches a playoff spot for Los Angeles. The Sparks make the playoffs for the third consecutive year and the 11th time in franchise history.

August 9-22, 2010: Tina Thompson wins back-to-back Player of the Week honors.



SPARKS TIMELINE



SPARKS TIMELINE

February 2, 2011: After seven seasons in Indiana, Harbor City, Calif. native and USC alum Ebony Hoffman returns to Southern California, as the power forward signs as a free agent with the Sparks.

February 17, 2011: Farmers Insurance renews and expands its marketing partnership with the Sparks, becoming the first presenting sponsor in team history.

June 3, 2011: The Sparks open its 15th season as one of the three remaining original franchises with an 82-74 win at STAPLES Center over the eventual WNBA champion Minnesota Lynx, rallying from 11 points down in the third quarter in front of a season-high crowd of 13,589.



August 24, 2011: Candace Parker is named WNBA Western Conference Player of the Week after averaging 18.5 points and 8.5 rebounds in her first two games back from an extended injury absence.

August 26, 2011: In a surprise halftime announcement, Lisa Leslie is introduced to the STAPLES Center crowd by Sparks Chairperson Paula Madison as the newest member of the Sparks ownership group, becoming the first former player to invest in a league team.

September 10, 2011: Los Angeles remain in playoff contention despite a knee injury to Candace Parker that keeps the team's leading scorer sidelined for half of the season. The Sparks postseason pursuit comes up short.

November 10, 2011: The Sparks win the annual WNBA Draft Lottery despite holding the lowest odds.

January 15, 2012: The Sparks hire Carol Ross as the 10th head coach in team history.



July 23, 2012: Former Sparks Lisa Leslie and Teresa Weatherspoon, along with current players Tina Thompson and Ticha Penicheiro, are named as four of the Top 15 WNBA Players of All Time in a halftime ceremony during the All-Star Game in San Antonio.

September 20, 2012: The Sparks finish the regular season with the league's third-best record (24-10) and earn the No. 2 seed in the Western Conference playoffs, securing Los Angeles a return to the WNBA Playoffs after missing the 2011 postseason.

October 7, 2012: After sweeping the San Antonio Silver Stars in the first round of the playoffs, the Sparks are swept by the Minnesota Lynx in the Western Conference Finals.

2011

June 21, 2011: In the WNBA's 15th Anniversary Game between the Sparks and New York Liberty, played 15 years to the day of the league's inaugural game between the same two teams, Los Angeles outlasts its longtime rivals 96-91 at STAPLES Center and improves to 4-1. The halftime ceremony features a roundtable discussion with Lisa Leslie and inaugural Liberty player Rebecca Lobo.

August 12, 2011: Jantel Lavender scores 25 points and grabs 10 rebounds off the bench in the Sparks 93-90 victory over Phoenix, the highest totals by a Los Angeles rookie since Candace Parker in 2008.

2012



April 16, 2012: Toler chooses Stanford forward Nneka Ogumike as the No. 1 selection in the 2012 WNBA Draft.

Ogumike joins new acquisitions Alana Beard, Nicky Anosike, Marissa Coleman, Ashley Shields and Sharnee' Zoll.

October 8, 2012: Head coach Carol Ross, Nneka Ogumike and Kristi Toliver earn prestigious league awards. Ross is named the WNBA's Coach of the Year for returning the Sparks to the playoffs and orchestrating the second largest turnaround (nine games) in franchise history, Ogumike earns the coveted honor as the WNBA Rookie of the Year and Toliver is named the league's Most Improved Player. Additionally, Candace Parker is named First Team All-WNBA, while Toliver makes the Second Team.

SPARKS HISTORY (11-12)





SPARKS TIMELINE

SPARKS TIMELINE



July 27, 2013: Receiving the second most fan votes, Candace Parker is named a starter in the 2013 WNBA All-Star game at the Mohegan Sun Arena in Uncasville, Conn. Kristi Toliver and Nneka Ogumike are selected as reserves by WNBA coaches, making it a first WNBA All-Star game appearance for each player of the Sparks trio. Parker was named All-Star Game MVP after a performance that includes the All-Star Game points record with 23 to go along with 11 rebounds.

February 5, 2014: Unanimous approval is reached as the Los Angeles Sparks are purchased by an investment group led by Earvin "Magic" Johnson and Mark R. Walter.

April 2, 2014: The Sparks wrap up a week of acquisitions that include a trade for forward/center Sandrine Gruda and free agent signings of guard/forward Armintie Herrington and guard Candice Wiggins.

June 1, 2014: Armintie Herrington records a franchise-record and career-high seven steals in the Sparks triple overtime loss to the Washington Mystics at the Verizon Center. Los Angeles totals a franchise record 22 steals in the contest.

June 6, 2014: In a 102-88 win at Chicago, the team sets several franchise records, including: 61 first-half points, 31 assists and 43 field goals made.

June 30, 2014: Nneka Ogumike earns Western Conference Player of the Week honors for the week of June 24 - 29.

July 8, 2014: Candace Parker earns the third most votes among WNBA players en route to being named a starter for the 2014 Boost WNBA All-Star Game. The selection is the third of her career. Nneka Ogumike is later named a reserve to garner her second All-Star appearance in her three-year career.

2013

2014

September 19, 2013: Candace Parker is named WNBA MVP, becoming just the fifth player in league history to earn the award multiple times.

September 23, 2013: After finishing the regular season with a record of 24-10--the second best record in the league--the Sparks set the WNBA record for most playoff appearances with its 13th before falling to the Phoenix Mercury in the Western Conference Semifinals.

July 20, 2014: Sparks executive vice president and general manager Penny Toler is named the team's head coach for the remainder of the season, taking the reins as the 11th head coach in Sparks history. Toler took over for Carol Ross, who was relieved of her coaching duties mid-season, and became the only female to serve as GM/EVP/head coach in WNBA history. Toler finishes the season with a 6-6 (.500) record.

August 12, 2014: With a win over the #2 seeded Minnesota Lynx, Los Angeles clinches its 14th playoff berth in franchise history -- marking a league record for most postseason appearances.

August 18, 2014: Kristi Toliver earns Western Conference Player of the Week honors for the week of August 11 -17.

SPARKS HISTORY (13-'14)



SPARKS TIMELINE



SPARKS TIMELINE

January 5, 2015: Brian Agler, women's professional basketball's all-time winningest coach, is named the 12th head coach in franchise history.

January 13, 2015: Christine Simmons is named the team's president and chief operating officer after most recently serving as executive vice president of Magic Johnson Enterprises.

February 24, 2015: In the month of February, Los Angeles acquired rookie centers Marianna Tolo and Jennifer Hamson, two-time WNBA Champion guard Erin Phillips and renowned international guards Ana Dabovic of Serbia and Elina Babkina of Latvia.

March 31, 2015: Former Indiana University coach Curt Miller hired as assistant coach for the Los Angeles Sparks.

Forward/center Jantel Lavender joins veteran guard Alana Beard in re-signing for their fifth and fourth season with the Los Angeles Sparks, respectively. Los Angeles re-acquired 2006-08 Sparks guard Temeka Johnson.

April 16, 2015: Los Angeles Sparks select Central Michigan's guard Crystal Bradford with the No. 7 overall pick in the 2015 WNBA Draft.

August 18, 2015: Forward Candace Parker sets franchise-record for most steals (8) in a game.

September 3, 2015: Forward Candace Parker earned WNBA Player of the Month as she registered 11 double-doubles in 12 games in August, scored at least 20 points five times, and grabbed 10 or more rebounds in 10 outings.

Parker was also twice named WNBA Western Conference Player of the week in the month of August and September, tied for most career player of the week honors in franchise history.

September 9, 2015: Los Angeles signed veteran center Michelle Snow.

September 11, 2015: Forward/center Jantel Lavender ended the regular season with an active streak of 139 consecutive regular season games played, setting the second longest active streak in franchise history (dating back to September 3, 2011).

September 18, 2015: Los Angeles clinched final playoff spot, earning its 15th postseason appearance in franchise history (most in WNBA).

2015

June 21-23, 2015: Guard Temeka Johnson became the first player in franchise history to record a double-double in points and assists in consecutive games.

July 4, 2015: Guard Kristi Toliver sets franchise-record for most points (43) scored in a game, passing Sparks legend Lisa Leslie's 41 points.

July 23, 2015: Forward Nneka Ogumike selected as an All-Star Reserve for the 2015 WNBA All-Star game hosted at Mohegan Sun Arena in Uncasville, Conn. Forward/center Jantel Lavender added as an All-Star Replacement Player, her first career WNBA All-Star appearance.

September 22, 2015: Los Angeles was eliminated of the WNBA Western Conference Semifinals in game three against eventual 2015 WNBA Champions the Minnesota Lynx.

October 8, 2015: Forward Candace Parker named All-WNBA Second Team, Nneka Ogumike made her first appearance on the WNBA All-Defensive Team and guard Ana Dabovic named to WNBA All-Rookie Team.

December 17, 2015: Los Angeles Sparks assistant coach Curt Miller named as 2016 Connecticut Sun head coach. Miller helped Sparks coach Brian Agler to a 14-20 regular season and playoff appearance.

2016

April 14, 2016: Los Angeles acquires guard Chelsea Gray and three draft picks from the Connecticut Sun in exchange for guard Jonquel Jones and a draft pick.

March 16, 2016: Former Alcorn State University coach Tonya Edwards is hired as an assistant coach for the Los Angeles Sparks. Edwards was drafted by current Sparks head coach Brian Agler in the first round of the 1998 WNBA Draft.

February 11, 2016: Forward Candace Parker re-signed with the Los Angeles Sparks for her ninth season with the team. She has averaged 17.8 points, 9.1 rebounds and 3.6 assists during her eight-year WNBA career.





ALL-TIME ROSTER

Farhiya Abdi

2013-15

G	GS	MP	FG	FGA	FG%	FG3M	FG3A	FG3%	FTM	FTA	FT%	OFF	DEF	TOT	AST	STL	BLK	TO	PF	PTS
51	5	502	62	162	.383	10	40	.250	15	22	.682	12	39	51	23	10	3	23	61	149

Erin Alexander

1998

G	GS	MP	FG	FGA	FG%	FG3M	FG3A	FG3%	FTM	FTA	FT%	OFF	DEF	TOT	AST	STL	BLK	TO	PF	PTS
34	0	265	34	83	.410	1	7	.143	11	15	.733	7	14	21	14	3	1	10	30	80

Nicky Anosike

2012

G	GS	MP	FG	FGA	FG%	FG3M	FG3A	FG3%	FTM	FTA	FT%	OFF	DEF	TOT	AST	STL	BLK	TO	PF	PTS
10	0	57	2	8	.250	0	0	---	6	6	1.000	0	12	12	5	3	2	6	9	10

Marlies Askamp

2002

G	GS	MP	FG	FGA	FG%	FG3M	FG3A	FG3%	FTM	FTA	FT%	OFF	DEF	TOT	AST	STL	BLK	TO	PF	PTS
20	4	215	26	55	.473	0	1	.000	9	14	.643	24	25	49	4	11	4	11	25	61

Sherill Baker

2007

G	GS	MP	FG	FGA	FG%	FG3M	FG3A	FG3%	FTM	FTA	FT%	OFF	DEF	TOT	AST	STL	BLK	TO	PF	PTS
24	11	492	63	192	.328	7	33	.212	70	84	.833	17	52	69	77	36	2	65	58	203

Alana Beard

2012-present

G	GS	MP	FG	FGA	FG%	FG3M	FG3A	FG3%	FTM	FTA	FT%	OFF	DEF	TOT	AST	STL	BLK	TO	PF	PTS
112	109	3001	390	856	.456	46	134	.343	344	722	.476	45	227	272	276	160	45	204	280	964

Nina Bjedov

1999

G	GS	MP	FG	FGA	FG%	FG3M	FG3A	FG3%	FTM	FTA	FT%	OFF	DEF	TOT	AST	STL	BLK	TO	PF	PTS
27	0	431	52	100	.520	8	19	.421	9	18	.500	21	49	70	17	9	22	25	60	121

Octavia Blue

1998

G	GS	MP	FG	FGA	FG%	FG3M	FG3A	FG3%	FTM	FTA	FT%	OFF	DEF	TOT	AST	STL	BLK	TO	PF	PTS
30	3	331	26	77	.338	6	21	.286	15	24	.625	19	30	49	10	13	3	27	41	73

Shannon Bobbitt

2008-09

G	GS	MP	FG	FGA	FG%	FG3M	FG3A	FG3%	FTM	FTA	FT%	OFF	DEF	TOT	AST	STL	BLK	TO	PF	PTS
59	20	905	61	212	.288	26	84	.310	27	35	.771	27	70	97	136	40	2	91	74	177

Crystal Bradford

2015

G	GS	MP	FG	FGA	FG%	FG3M	FG3A	FG3%	FTM	FTA	FT%	OFF	DEF	TOT	AST	STL	BLK	TO	PF	PTS
15	1	142	15	54	.278	6	26	.231	5	7	.714	4	16	20	7	6	2	5	20	41

Kiesha Brown

2007-08

G	GS	MP	FG	FGA	FG%	FG3M	FG3A	FG3%	FTM	FTA	FT%	OFF	DEF	TOT	AST	STL	BLK	TO	PF	PTS
59	17	857	91	245	.371	41	107	.383	66	74	.892	16	82	98	114	31	3	64	62	289



ALL-TIME ROSTER



Heidi Burge

1997

G	GS	MP	FG	FGA	FG%	FG3M	FG3A	FG3%	FTM	FTA	FT%	OFF	DEF	TOT	AST	STL	BLK	TO	PF	PTS
22	6	282	32	72	.444	0	4	.000	23	45	.511	23	46	69	15	12	12	25	52	87

Linda Burgess

1997

G	GS	MP	FG	FGA	FG%	FG3M	FG3A	FG3%	FTM	FTA	FT%	OFF	DEF	TOT	AST	STL	BLK	TO	PF	PTS
28	6	492	73	135	.541	1	2	.500	36	49	.735	46	71	117	9	20	13	47	46	183

Latasha Byears

2001-03

G	GS	MP	FG	FGA	FG%	FG3M	FG3A	FG3%	FTM	FTA	FT%	OFF	DEF	TOT	AST	STL	BLK	TO	PF	PTS
63	18	1297	219	369	.593	1	4	.250	68	116	.586	157	188	345	44	61	19	60	213	507

Daedra Charles

1997

G	GS	MP	FG	FGA	FG%	FG3M	FG3A	FG3%	FTM	FTA	FT%	OFF	DEF	TOT	AST	STL	BLK	TO	PF	PTS
28	1	282	27	67	.403	0	1	.000	10	15	.667	16	32	48	12	10	10	14	41	64

Monique Coker

2004

G	GS	MP	FG	FGA	FG%	FG3M	FG3A	FG3%	FTM	FTA	FT%	OFF	DEF	TOT	AST	STL	BLK	TO	PF	PTS
3	0	14	1	1	1.000	1	1	1.000	0	0	---	1	0	1	3	0	1	3	2	3

Marissa Coleman

2012-13

G	GS	MP	FG	FGA	FG%	FG3M	FG3A	FG3%	FTM	FTA	FT%	OFF	DEF	TOT	AST	STL	BLK	TO	PF	PTS
68	5	1143	95	251	.378	34	105	.324	39	43	.907	56	131	187	70	45	13	55	87	263

Katrina Colleton

1997-98

G	GS	MP	FG	FGA	FG%	FG3M	FG3A	FG3%	FTM	FTA	FT%	OFF	DEF	TOT	AST	STL	BLK	TO	PF	PTS
58	28	1188	85	225	.378	14	44	.318	32	48	.667	50	61	111	92	53	20	64	90	216

Edniesha Curry

2005

G	GS	MP	FG	FGA	FG%	FG3M	FG3A	FG3%	FTM	FTA	FT%	OFF	DEF	TOT	AST	STL	BLK	TO	PF	PTS
13	0	113	7	23	.304	6	16	.375	3	6	.500	4	7	11	12	7	1	10	16	23

Ana Dabovic

2015-present

G	GS	MP	FG	FGA	FG%	FG3M	FG3A	FG3%	FTM	FTA	FT%	OFF	DEF	TOT	AST	STL	BLK	TO	PF	PTS
24	8	530	74	166	.446	20	60	.333	42	52	.808	11	28	39	46	21	1	38	69	210

Brandi Davis

2006

G	GS	MP	FG	FGA	FG%	FG3M	FG3A	FG3%	FTM	FTA	FT%	OFF	DEF	TOT	AST	STL	BLK	TO	PF	PTS
14	0	118	14	53	.264	7	33	.212	6	10	.600	1	12	13	8	5	1	5	11	41

Erika de Souza

2002

G	GS	MP	FG	FGA	FG%	FG3M	FG3A	FG3%	FTM	FTA	FT%	OFF	DEF	TOT	AST	STL	BLK	TO	PF	PTS
11	0	41	5	14	.357	0	0	---	2	10	.200	8	6	14	2	3	0	6	14	12





ALL-TIME ROSTER

Tamecka Dixon

1997-2005

G	GS	MP	FG	FGA	FG%	FG3M	FG3A	FG3%	FTM	FTA	FT%	OFF	DEF	TOT	AST	STL	BLK	TO	PF	PTS
263	221	7315	1047	2451	.427	112	352	.318	568	709	.801	220	568	788	769	280	47	547	639	2774

Margo Dydek

2008

G	GS	MP	FG	FGA	FG%	FG3M	FG3A	FG3%	FTM	FTA	FT%	OFF	DEF	TOT	AST	STL	BLK	TO	PF	PTS
2	0	14	2	5	.400	0	0	---	0	0	---	2	1	3	0	0	0	0	0	4

Dawn Evans

2012

G	GS	MP	FG	FGA	FG%	FG3M	FG3A	FG3%	FTM	FTA	FT%	OFF	DEF	TOT	AST	STL	BLK	TO	PF	PTS
3	0	15	1	5	.200	0	4	.000	0	0	---	0	0	0	3	1	0	2	1	2

Allison Feaster

1998-2000

G	GS	MP	FG	FGA	FG%	FG3M	FG3A	FG3%	FTM	FTA	FT%	OFF	DEF	TOT	AST	STL	BLK	TO	PF	PTS
65	4	920	114	284	.401	45	152	.296	101	131	.771	65	80	145	68	40	9	67	108	374

Marie Ferdinand-Harris

2008-2010

G	GS	MP	FG	FGA	FG%	FG3M	FG3A	FG3%	FTM	FTA	FT%	OFF	DEF	TOT	AST	STL	BLK	TO	PF	PTS
91	55	1747	250	628	.398	30	114	.263	165	191	.864	66	140	206	104	46	11	96	179	695

Marta Fernandez

2007

G	GS	MP	FG	FGA	FG%	FG3M	FG3A	FG3%	FTM	FTA	FT%	OFF	DEF	TOT	AST	STL	BLK	TO	PF	PTS
34	20	891	107	282	.379	12	49	.245	71	89	.798	12	60	72	101	36	14	90	31	297

Ukari Figgs

1999-2001

G	GS	MP	FG	FGA	FG%	FG3M	FG3A	FG3%	FTM	FTA	FT%	OFF	DEF	TOT	AST	STL	BLK	TO	PF	PTS
86	71	2063	172	414	.415	97	246	.394	126	152	.829	36	154	190	286	79	7	129	122	567

Tye'sha Fluker

2007

G	GS	MP	FG	FGA	FG%	FG3M	FG3A	FG3%	FTM	FTA	FT%	OFF	DEF	TOT	AST	STL	BLK	TO	PF	PTS
12	0	114	17	44	.386	1	2	.500	4	7	.571	9	10	19	3	3	7	9	13	39

La'Keshia Frett

1999-2000

G	GS	MP	FG	FGA	FG%	FG3M	FG3A	FG3%	FTM	FTA	FT%	OFF	DEF	TOT	AST	STL	BLK	TO	PF	PTS
56	18	845	91	213	.427	0	1	.000	46	59	.780	56	62	118	69	16	11	39	52	228

Katryna Gaither

2002

G	GS	MP	FG	FGA	FG%	FG3M	FG3A	FG3%	FTM	FTA	FT%	OFF	DEF	TOT	AST	STL	BLK	TO	PF	PTS
1	0	5	0	1	.000	0	0	---	0	0	---	0	1	1	1	0	0	1	2	0

Travesa Gant

1997

G	GS	MP	FG	FGA	FG%	FG3M	FG3A	FG3%	FTM	FTA	FT%	OFF	DEF	TOT	AST	STL	BLK	TO	PF	PTS
2	0	13	0	1	.000	0	0	---	0	0	---	0	3	3	0	0	0	2	4	0



ALL-TIME ROSTER



Kim Gessig

1997

G	GS	MP	FG	FGA	FG%	FG3M	FG3A	FG3%	FTM	FTA	FT%	OFF	DEF	TOT	AST	STL	BLK	TO	PF	PTS
1	0	4	0	0	---	0	0	---	0	0	---	0	1	1	0	0	0	1	2	0

Jennifer Gillom

2003

G	GS	MP	FG	FGA	FG%	FG3M	FG3A	FG3%	FTM	FTA	FT%	OFF	DEF	TOT	AST	STL	BLK	TO	PF	PTS
33	10	397	40	97	.412	7	26	.269	16	21	.762	18	37	55	21	16	3	9	65	103

Kamela Gissendanner

2008

G	GS	MP	FG	FGA	FG%	FG3M	FG3A	FG3%	FTM	FTA	FT%	OFF	DEF	TOT	AST	STL	BLK	TO	PF	PTS
2	0	14	0	4	.000	0	1	.000	0	0	---	2	0	2	0	0	0	1	2	0

Nikki Greene

2014-15

G	GS	MP	FG	FGA	FG%	FG3M	FG3A	FG3%	FTM	FTA	FT%	OFF	DEF	TOT	AST	STL	BLK	TO	PF	PTS
11	0	38	2	10	.200	0	0	---	1	1	1.000	3	8	11	0	1	1	5	10	5

Vedrana Grgin-Fonseca

2000-02

G	GS	MP	FG	FGA	FG%	FG3M	FG3A	FG3%	FTM	FTA	FT%	OFF	DEF	TOT	AST	STL	BLK	TO	PF	PTS
54	7	485	57	158	.361	12	48	.250	25	40	.625	25	41	66	25	8	2	37	49	151

Gordana Grubin

1999, 2005

G	GS	MP	FG	FGA	FG%	FG3M	FG3A	FG3%	FTM	FTA	FT%	OFF	DEF	TOT	AST	STL	BLK	TO	PF	PTS
41	18	749	96	246	.390	40	95	.421	53	72	.736	19	59	78	95	25	2	55	57	285

Sandrine Gruda

2014-15

G	GS	MP	FG	FGA	FG%	FG3M	FG3A	FG3%	FTM	FTA	FT%	OFF	DEF	TOT	AST	STL	BLK	TO	PF	PTS
34	0	410	51	130	.392	0	0	---	26	39	.667	40	62	102	19	13	5	45	43	128

Vicki Hall

2002

G	GS	MP	FG	FGA	FG%	FG3M	FG3A	FG3%	FTM	FTA	FT%	OFF	DEF	TOT	AST	STL	BLK	TO	PF	PTS
3	0	19	2	4	.500	0	1	.000	3	4	.750	1	1	2	1	1	0	1	2	7

Jennifer Hamson

2015

G	GS	MP	FG	FGA	FG%	FG3M	FG3A	FG3%	FTM	FTA	FT%	OFF	DEF	TOT	AST	STL	BLK	TO	PF	PTS
25	2	163	16	29	.552	0	0	.000	8	29	.276	16	21	37	5	6	13	5	22	40

Lindsey Harding

2013-14

G	GS	MP	FG	FGA	FG%	FG3M	FG3A	FG3%	FTM	FTA	FT%	OFF	DEF	TOT	AST	STL	BLK	TO	PF	PTS
64	43	1716	204	514	.397	9	44	.205	121	158	.766	31	113	144	268	66	14	127	110	538

Kristi Harrower

2009

G	GS	MP	FG	FGA	FG%	FG3M	FG3A	FG3%	FTM	FTA	FT%	OFF	DEF	TOT	AST	STL	BLK	TO	PF	PTS
31	26	520	40	111	.360	8	39	.205	9	11	.818	17	40	57	69	16	0	27	32	97





ALL-TIME ROSTER

Vanessa Hayden

2009

G	GS	MP	FG	FGA	FG%	FG3M	FG3A	FG3%	FTM	FTA	FT%	OFF	DEF	TOT	AST	STL	BLK	TO	PF	PTS
25	1	269	39	95	.411	0	0	---	16	25	.640	27	40	67	6	4	22	19	49	94

Armintie Herrington

2014

G	GS	MP	FG	FGA	FG%	FG3M	FG3A	FG3%	FTM	FTA	FT%	OFF	DEF	TOT	AST	STL	BLK	TO	PF	PTS
34	17	788	59	123	.480	0	1	.000	16	35	.457	41	53	94	67	51	6	33	65	134

Ebony Hoffman

2011-13

G	GS	MP	FG	FGA	FG%	FG3M	FG3A	FG3%	FTM	FTA	FT%	OFF	DEF	TOT	AST	STL	BLK	TO	PF	PTS
87	16	1372	161	382	.421	30	89	.337	54	64	.844	71	177	248	79	65	21	86	180	406

Chamique Holdsclaw

2005-07

G	GS	MP	FG	FGA	FG%	FG3M	FG3A	FG3%	FTM	FTA	FT%	OFF	DEF	TOT	AST	STL	BLK	TO	PF	PTS
63	38	2072	395	828	.477	8	31	.258	217	264	.822	152	251	403	175	78	28	182	166	1015

Amber Jacobs

2008

G	GS	MP	FG	FGA	FG%	FG3M	FG3A	FG3%	FTM	FTA	FT%	OFF	DEF	TOT	AST	STL	BLK	TO	PF	PTS
5	0	61	3	11	.273	2	5	.400	2	2	1.000	1	1	2	6	0	0	8	7	10

Chandra Johnson

2003

G	GS	MP	FG	FGA	FG%	FG3M	FG3A	FG3%	FTM	FTA	FT%	OFF	DEF	TOT	AST	STL	BLK	TO	PF	PTS
8	0	45	1	5	.200	1	5	.200	3	4	.750	2	4	6	3	0	1	4	6	6

Temeka Johnson

2006-08, 2015

G	GS	MP	FG	FGA	FG%	FG3M	FG3A	FG3%	FTM	FTA	FT%	OFF	DEF	TOT	AST	STL	BLK	TO	PF	PTS
100	60	2129	226	629	.359	21	108	.194	122	156	.782	42	208	250	384	102	4	189	186	595

Natasha Lacy

2011

G	GS	MP	FG	FGA	FG%	FG3M	FG3A	FG3%	FTM	FTA	FT%	OFF	DEF	TOT	AST	STL	BLK	TO	PF	PTS
29	0	394	57	133	.429	4	12	.333	27	50	.540	19	45	64	48	28	9	35	40	145

Jantel Lavender

2011-present

G	GS	MP	FG	FGA	FG%	FG3M	FG3A	FG3%	FTM	FTA	FT%	OFF	DEF	TOT	AST	STL	BLK	TO	PF	PTS
169	68	3659	665	1287	.517	4	14	.286	213	258	.826	268	617	885	164	65	120	241	278	1547

Betty Lennox

2009-2010

G	GS	MP	FG	FGA	FG%	FG3M	FG3A	FG3%	FTM	FTA	FT%	OFF	DEF	TOT	AST	STL	BLK	TO	PF	PTS
41	13	768	129	314	.411	38	119	.319	64	72	.889	37	118	155	71	28	4	77	94	360

Lisa Leslie

1997-2006, 2008-09

G	GS	MP	FG	FGA	FG%	FG3M	FG3A	FG3%	FTM	FTA	FT%	OFF	DEF	TOT	AST	STL	BLK	TO	PF	PTS
363	361	11634	2332	4961	.470	122	386	.316	1477	2125	.695	882	2425	3307	874	492	822	1193	1397	6263



ALL-TIME ROSTER



Nicole Levandusky

2001

G	GS	MP	FG	FGA	FG%	FG3M	FG3A	FG3%	FTM	FTA	FT%	OFF	DEF	TOT	AST	STL	BLK	TO	PF	PTS
13	0	67	7	22	.318	5	17	.294	1	1	1.000	5	4	9	7	5	1	5	3	20

Doneeka Lewis

2004-06

G	GS	MP	FG	FGA	FG%	FG3M	FG3A	FG3%	FTM	FTA	FT%	OFF	DEF	TOT	AST	STL	BLK	TO	PF	PTS
90	17	1370	127	353	.360	53	147	.361	45	58	.776	20	91	111	159	42	13	108	70	352

Jasmine Lister

2015

G	GS	MP	FG	FGA	FG%	FG3M	FG3A	FG3%	FTM	FTA	FT%	OFF	DEF	TOT	AST	STL	BLK	TO	PF	PTS
7	0	9.2	8	15	.533	4	5	.800	0	0	0.000	4	5	9	4	2	0	7	4	20

Mwadi Mabika

1997-2007

G	GS	MP	FG	FGA	FG%	FG3M	FG3A	FG3%	FTM	FTA	FT%	OFF	DEF	TOT	AST	STL	BLK	TO	PF	PTS
319	270	8606	1224	3159	.387	398	1209	.329	634	791	.802	306	984	1290	761	360	99	525	905	3480

Laura Macchi

2004-05

G	GS	MP	FG	FGA	FG%	FG3M	FG3A	FG3%	FTM	FTA	FT%	OFF	DEF	TOT	AST	STL	BLK	TO	PF	PTS
38	16	558	73	159	.459	16	54	.296	53	72	.736	29	50	79	21	29	7	42	79	215

Clarisse Machanguana

1999-2000

G	GS	MP	FG	FGA	FG%	FG3M	FG3A	FG3%	FTM	FTA	FT%	OFF	DEF	TOT	AST	STL	BLK	TO	PF	PTS
59	1	666	72	132	.545	0	1	.000	40	61	.656	36	88	124	27	21	7	33	100	184

Raffaella Masciadri

2004-05, 2008

G	GS	MP	FG	FGA	FG%	FG3M	FG3A	FG3%	FTM	FTA	FT%	OFF	DEF	TOT	AST	STL	BLK	TO	PF	PTS
79	2	991	101	264	.383	39	125	.312	35	50	.700	36	56	92	47	24	2	42	109	276

A'dia Mathies

2013

G	GS	MP	FG	FGA	FG%	FG3M	FG3A	FG3%	FTM	FTA	FT%	OFF	DEF	TOT	AST	STL	BLK	TO	PF	PTS
30	0	276	24	68	.353	4	16	.250	16	25	.640	7	13	20	23	9	2	17	35	68

Rhonda Mapp

2001, 2003

G	GS	MP	FG	FGA	FG%	FG3M	FG3A	FG3%	FTM	FTA	FT%	OFF	DEF	TOT	AST	STL	BLK	TO	PF	PTS
54	4	650	81	183	.443	0	4	.000	26	36	.722	60	87	147	20	23	12	37	105	188

Nicky McCrimmon

2000-03

G	GS	MP	FG	FGA	FG%	FG3M	FG3A	FG3%	FTM	FTA	FT%	OFF	DEF	TOT	AST	STL	BLK	TO	PF	PTS
125	1	1493	115	252	.456	30	72	.417	24	40	.600	28	68	96	213	91	12	111	102	284

Pamela McGee

1998

G	GS	MP	FG	FGA	FG%	FG3M	FG3A	FG3%	FTM	FTA	FT%	OFF	DEF	TOT	AST	STL	BLK	TO	PF	PTS
30	22	570	80	183	.437	0	4	.000	43	70	.614	62	83	145	13	23	24	54	104	203





ALL-TIME ROSTER

Taj McWilliams-Franklin

2007

G	GS	MP	FG	FGA	FG%	FG3M	FG3A	FG3%	FTM	FTA	FT%	OFF	DEF	TOT	AST	STL	BLK	TO	PF	PTS
29	27	851	125	255	.490	3	13	.231	68	88	.773	69	101	170	49	34	30	50	75	321

Coco Miller

2012

G	GS	MP	FG	FGA	FG%	FG3M	FG3A	FG3%	FTM	FTA	FT%	OFF	DEF	TOT	AST	STL	BLK	TO	PF	PTS
10	1	141	11	37	.297	2	6	.333	2	2	1.000	9	18	27	11	2	0	13	4	26

DeLisha Milton-Jones

1999-2004, 2008-12

G	GS	MP	FG	FGA	FG%	FG3M	FG3A	FG3%	FTM	FTA	FT%	OFF	DEF	TOT	AST	STL	BLK	TO	PF	PTS
344	331	10384	1509	3290	.459	202	597	.338	798	1010	.790	597	1285	1882	683	440	245	832	1125	4018

Chanel Mokango

2010-11

G	GS	MP	FG	FGA	FG%	FG3M	FG3A	FG3%	FTM	FTA	FT%	OFF	DEF	TOT	AST	STL	BLK	TO	PF	PTS
21	0	72	3	17	.176	0	2	.000	3	4	.750	4	9	13	1	2	10	5	11	9

Jessica Moore

2005-08

G	GS	MP	FG	FGA	FG%	FG3M	FG3A	FG3%	FTM	FTA	FT%	OFF	DEF	TOT	AST	STL	BLK	TO	PF	PTS
106	52	1511	125	308	.406	0	2	.000	67	96	.698	92	147	239	60	36	20	83	212	317

Tamara Moore

2006

G	GS	MP	FG	FGA	FG%	FG3M	FG3A	FG3%	FTM	FTA	FT%	OFF	DEF	TOT	AST	STL	BLK	TO	PF	PTS
34	33	634	68	145	.469	17	49	.347	53	66	.803	16	55	71	65	33	8	38	59	206

Darxia Morris

2014

G	GS	MP	FG	FGA	FG%	FG3M	FG3A	FG3%	FTM	FTA	FT%	OFF	DEF	TOT	AST	STL	BLK	TO	PF	PTS
4	0	30	3	13	.231	0	5	.000	0	0	---	2	1	3	3	2	0	2	5	6

Jenny Mowe

2003

G	GS	MP	FG	FGA	FG%	FG3M	FG3A	FG3%	FTM	FTA	FT%	OFF	DEF	TOT	AST	STL	BLK	TO	PF	PTS
1	0	21	0	2	.000	0	0	---	0	0	---	0	1	1	0	0	1	1	3	0

Emmeline Ndongue

2006

G	GS	MP	FG	FGA	FG%	FG3M	FG3A	FG3%	FTM	FTA	FT%	OFF	DEF	TOT	AST	STL	BLK	TO	PF	PTS
17	0	111	7	27	.259	0	0	---	6	13	.462	15	11	26	3	7	8	6	23	20

Marlous Nieuwveen

2005

G	GS	MP	FG	FGA	FG%	FG3M	FG3A	FG3%	FTM	FTA	FT%	OFF	DEF	TOT	AST	STL	BLK	TO	PF	PTS
7	0	16	2	3	.667	0	0	---	0	0	---	2	0	2	0	0	0	2	5	4

Vanessa Nygaard

2003

G	GS	MP	FG	FGA	FG%	FG3M	FG3A	FG3%	FTM	FTA	FT%	OFF	DEF	TOT	AST	STL	BLK	TO	PF	PTS
11	3	168	16	36	.444	6	17	.353	3	4	.750	11	8	19	5	3	0	4	22	41



ALL-TIME ROSTER



Nneka Ogwumike

2012-present

G	GS	MP	FG	FGA	FG%	FG3M	FG3A	FG3%	FTM	FTA	FT%	OFF	DEF	TOT	AST	STL	BLK	TO	PF	PTS
123	123	3493	721	1344	.536	7	34	.206	408	498	.819	307	599	906	183	179	89	219	338	1857

Jenna O'Hea

2011-13

G	GS	MP	FG	FGA	FG%	FG3M	FG3A	FG3%	FTM	FTA	FT%	OFF	DEF	TOT	AST	STL	BLK	TO	PF	PTS
68	5	1049	90	202	.446	55	117	.470	37	50	.740	35	82	117	87	25	12	49	98	272

Murriel Page

2006-08

G	GS	MP	FG	FGA	FG%	FG3M	FG3A	FG3%	FTM	FTA	FT%	OFF	DEF	TOT	AST	STL	BLK	TO	PF	PTS
95	13	1560	153	359	.426	4	21	.190	62	82	.756	86	181	267	92	36	19	66	164	372

Candace Parker

2008-present

G	GS	MP	FG	FGA	FG%	FG3M	FG3A	FG3%	FTM	FTA	FT%	OFF	DEF	TOT	AST	STL	BLK	TO	PF	PTS
195	192	6263	1327	2695	.492	96	304	.316	730	957	.763	358	1410	1768	701	264	380	500	386	3480

Ticha Penicheiro

2010-11

G	GS	MP	FG	FGA	FG%	FG3M	FG3A	FG3%	FTM	FTA	FT%	OFF	DEF	TOT	AST	STL	BLK	TO	PF	PTS
66	53	1650	120	265	.453	16	45	.356	105	125	.840	24	197	221	382	71	5	143	105	361

Erin Phillips

2015

G	GS	MP	FG	FGA	FG%	FG3M	FG3A	FG3%	FTM	FTA	FT%	OFF	DEF	TOT	AST	STL	BLK	TO	PF	PTS
12	12	371	26	91	.286	12	45	.267	17	20	.850	10	26	36	37	11	2	18	29	81

Samantha Prahalis

2014

G	GS	MP	FG	FGA	FG%	FG3M	FG3A	FG3%	FTM	FTA	FT%	OFF	DEF	TOT	AST	STL	BLK	TO	PF	PTS
2	0	21	2	4	.500	0	1	.000	0	0	---	0	3	3	0	0	0	1	4	4

Lynn Pride

2003

G	GS	MP	FG	FGA	FG%	FG3M	FG3A	FG3%	FTM	FTA	FT%	OFF	DEF	TOT	AST	STL	BLK	TO	PF	PTS
4	0	28	0	5	.000	0	0	---	1	4	.250	3	3	6	0	0	0	3	9	1

LaToya Pringle

2011

G	GS	MP	FG	FGA	FG%	FG3M	FG3A	FG3%	FTM	FTA	FT%	OFF	DEF	TOT	AST	STL	BLK	TO	PF	PTS
20	0	222	26	55	.473	1	1	1.000	24	27	.889	18	29	47	5	5	13	12	27	77

Noelle Quinn

2009-2011

G	GS	MP	FG	FGA	FG%	FG3M	FG3A	FG3%	FTM	FTA	FT%	OFF	DEF	TOT	AST	STL	BLK	TO	PF	PTS
101	66	2714	316	717	.441	82	222	.369	86	108	.796	70	246	316	279	96	24	122	140	800

Michelle Reed

1998

G	GS	MP	FG	FGA	FG%	FG3M	FG3A	FG3%	FTM	FTA	FT%	OFF	DEF	TOT	AST	STL	BLK	TO	PF	PTS
9	0	49	3	11	.273	1	4	.250	7	12	.583	2	9	11	2	2	1	6	4	14





ALL-TIME ROSTER

Andrea Riley

2010, 12

G	GS	MP	FG	FGA	FG%	FG3M	FG3A	FG3%	FTM	FTA	FT%	OFF	DEF	TOT	AST	STL	BLK	TO	PF	PTS
31	0	239	27	94	.287	15	52	.288	31	37	.838	5	18	23	31	14	1	25	26	100

Eugenia Rycraw

1998

G	GS	MP	FG	FGA	FG%	FG3M	FG3A	FG3%	FTM	FTA	FT%	OFF	DEF	TOT	AST	STL	BLK	TO	PF	PTS
20	4	226	15	32	.469	0	0	---	16	22	.727	17	33	50	4	7	18	14	27	46

Paige Sauer

2000

G	GS	MP	FG	FGA	FG%	FG3M	FG3A	FG3%	FTM	FTA	FT%	OFF	DEF	TOT	AST	STL	BLK	TO	PF	PTS
12	0	66	8	14	.571	0	0	---	4	5	.800	3	13	16	3	2	1	6	10	20

Michelle Snow

2015

G	GS	MP	FG	FGA	FG%	FG3M	FG3A	FG3%	FTM	FTA	FT%	OFF	DEF	TOT	AST	STL	BLK	TO	PF	PTS
2	0	26	3	7	.429	0	0	.000	0	2	.000	0	3	3	0	0	1	4	4	6

Sidney Spencer

2007-08

G	GS	MP	FG	FGA	FG%	FG3M	FG3A	FG3%	FTM	FTA	FT%	OFF	DEF	TOT	AST	STL	BLK	TO	PF	PTS
67	24	1279	181	455	.398	85	204	.417	54	60	.900	76	124	200	60	41	15	58	134	501

Tiffany Stansbury

2006, 2010

G	GS	MP	FG	FGA	FG%	FG3M	FG3A	FG3%	FTM	FTA	FT%	OFF	DEF	TOT	AST	STL	BLK	TO	PF	PTS
9	0	37	4	11	.364	0	0	---	1	2	.500	6	1	7	2	2	2	4	5	9

April Sykes

2012

G	GS	MP	FG	FGA	FG%	FG3M	FG3A	FG3%	FTM	FTA	FT%	OFF	DEF	TOT	AST	STL	BLK	TO	PF	PTS
30	0	259	33	87	.379	18	48	.375	8	15	.533	8	26	34	19	9	4	16	27	92

Nikki Teasley

2002-05

G	GS	MP	FG	FGA	FG%	FG3M	FG3A	FG3%	FTM	FTA	FT%	OFF	DEF	TOT	AST	STL	BLK	TO	PF	PTS
119	119	3727	332	867	.383	207	524	.395	202	246	.821	82	346	428	631	130	35	326	258	1073

Christi Thomas

2004-08

G	GS	MP	FG	FGA	FG%	FG3M	FG3A	FG3%	FTM	FTA	FT%	OFF	DEF	TOT	AST	STL	BLK	TO	PF	PTS
144	28	2405	305	643	.474	20	66	.303	137	198	.692	190	396	586	90	73	64	148	414	767

LaToya Thomas

2007

G	GS	MP	FG	FGA	FG%	FG3M	FG3A	FG3%	FTM	FTA	FT%	OFF	DEF	TOT	AST	STL	BLK	TO	PF	PTS
27	7	487	77	174	.443	16	38	.421	38	46	.826	27	34	61	32	9	7	29	63	208

Tina Thompson

2009-2011

G	GS	MP	FG	FGA	FG%	FG3M	FG3A	FG3%	FTM	FTA	FT%	OFF	DEF	TOT	AST	STL	BLK	TO	PF	PTS
101	100	3128	470	1150	.409	152	430	.353	235	273	.861	159	402	561	176	103	71	239	243	1327

ALL-TIME ROSTER (Ry-T)



ALL-TIME ROSTER



Iciss Tillis

2007

G	GS	MP	FG	FGA	FG%	FG3M	FG3A	FG3%	FTM	FTA	FT%	OFF	DEF	TOT	AST	STL	BLK	TO	PF	PTS
3	0	8	0	2	.000	0	0	---	0	0	---	0	1	1	0	0	0	4	3	0

Penny Toler

1997-99

G	GS	MP	FG	FGA	FG%	FG3M	FG3A	FG3%	FTM	FTA	FT%	OFF	DEF	TOT	AST	STL	BLK	TO	PF	PTS
88	62	2279	340	837	.406	34	111	.306	167	206	.811	74	169	243	352	81	6	248	179	881

Kristi Toliver

2011-present

G	GS	MP	FG	FGA	FG%	FG3M	FG3A	FG3%	FTM	FTA	FT%	OFF	DEF	TOT	AST	STL	BLK	TO	PF	PTS
189	137	5182	843	1860	.453	295	745	.396	407	466	.873	108	346	454	633	180	13	414	422	2388

Mfon Udoka

2004

G	GS	MP	FG	FGA	FG%	FG3M	FG3A	FG3%	FTM	FTA	FT%	OFF	DEF	TOT	AST	STL	BLK	TO	PF	PTS
3	0	19	0	2	.000	0	0	---	1	4	.250	2	1	3	0	0	0	1	5	1

Alexandra Van Embricqs

1998

G	GS	MP	FG	FGA	FG%	FG3M	FG3A	FG3%	FTM	FTA	FT%	OFF	DEF	TOT	AST	STL	BLK	TO	PF	PTS
28	2	470	43	89	.483	0	0	---	8	16	.500	34	41	75	16	24	9	19	57	94

Dalivorka Vilipic

2006

G	GS	MP	FG	FGA	FG%	FG3M	FG3A	FG3%	FTM	FTA	FT%	OFF	DEF	TOT	AST	STL	BLK	TO	PF	PTS
2	0	12	0	2	.000	0	0	---	0	0	---	0	2	2	0	0	1	1	2	0

Teresa Weatherspoon

2004

G	GS	MP	FG	FGA	FG%	FG3M	FG3A	FG3%	FTM	FTA	FT%	OFF	DEF	TOT	AST	STL	BLK	TO	PF	PTS
34	0	292	8	25	.320	1	3	.333	0	0	---	6	23	29	32	12	1	26	27	17

Tamika Whitmore

2004-05

G	GS	MP	FG	FGA	FG%	FG3M	FG3A	FG3%	FTM	FTA	FT%	OFF	DEF	TOT	AST	STL	BLK	TO	PF	PTS
68	39	1512	192	438	.438	12	35	.343	141	178	.792	92	157	249	59	45	19	91	183	537

Jamila Wideman

1997-98

G	GS	MP	FG	FGA	FG%	FG3M	FG3A	FG3%	FTM	FTA	FT%	OFF	DEF	TOT	AST	STL	BLK	TO	PF	PTS
53	14	962	37	149	.248	10	48	.208	48	63	.762	21	58	79	160	34	2	85	72	132

Candice Wiggins

2014

G	GS	MP	FG	FGA	FG%	FG3M	FG3A	FG3%	FTM	FTA	FT%	OFF	DEF	TOT	AST	STL	BLK	TO	PF	PTS
17	0	237	9	48	.188	6	24	.250	4	5	.800	8	12	20	16	12	3	10	31	28

Shaquala Williams

2003

G	GS	MP	FG	FGA	FG%	FG3M	FG3A	FG3%	FTM	FTA	FT%	OFF	DEF	TOT	AST	STL	BLK	TO	PF	PTS
25	3	229	19	53	.358	1	16	.063	10	14	.714	11	21	32	19	6	0	7	25	49





ALL-TIME ROSTER

Lisa Willis

2006-07

G	GS	MP	FG	FGA	FG%	FG3M	FG3A	FG3%	FTM	FTA	FT%	OFF	DEF	TOT	AST	STL	BLK	TO	PF	PTS
32	0	397	42	111	.378	21	61	.344	24	35	.686	15	37	52	14	30	1	27	35	129

Wendi Willits

2001

G	GS	MP	FG	FGA	FG%	FG3M	FG3A	FG3%	FTM	FTA	FT%	OFF	DEF	TOT	AST	STL	BLK	TO	PF	PTS
13	0	47	6	20	.300	2	13	.154	3	4	.750	1	4	5	3	1	0	2	0	17

Lindsay Wisdom-Hylton

2009-2011

G	GS	MP	FG	FGA	FG%	FG3M	FG3A	FG3%	FTM	FTA	FT%	OFF	DEF	TOT	AST	STL	BLK	TO	PF	PTS
61	1	679	88	181	.486	1	3	.333	36	53	.679	60	90	150	22	21	32	37	62	213

Sophia Witherspoon


2002-03

G	GS	MP	FG	FGA	FG%	FG3M	FG3A	FG3%	FTM	FTA	FT%	OFF	DEF	TOT	AST	STL	BLK	TO	PF	PTS
54	3	593	66	171	.386	38	96	.396	47	60	.783	15	33	48	33	20	2	29	44	217

Haixia Zheng

1997-98

G	GS	MP	FG	FGA	FG%	FG3M	FG3A	FG3%	FTM	FTA	FT%	OFF	DEF	TOT	AST	STL	BLK	TO	PF	PTS
34	23	655	130	210	.619	0	0	---	44	66	.667	40	109	149	20	11	21	52	88	304



ALL-TIME ROSTER (M-Z)



COLLEGIATE ROSTER



Tennessee (8)

Nicky Anosike	2012
Shannon Bobbitt	2008-09
Daedra Charles	1997
Tye'sha Fluker	2007
Chamique Holdsclaw	2005-07
Candace Parker	2008-pres.
Michelle Snow	2015
Sidney Spencer	2007-08

Southern California (6)

Kim Gessig	1997
Ebony Hoffman	2011-13
Lisa Leslie	1997-2006, 08-09
Nicky McCrimmon	2000-03
Pamela McGee	1998
Tina Thompson	2009-2011

Georgia (5)

Sherill Baker	2007
Kiesha Brown	2007-08
La'Keshia Frett	1999-2000
Coco Miller	2012
Christi Thomas	2004-08

Florida (4)

Vanessa Hayden	2009
DeLisha Milton-Jones	1999-2004, 08-2012
Murriel Page	2006-08
Sophia Witherspoon	2002-03

Oregon (4)

Edniesha Curry	2005
Brandi Davis	2006
Jenny Mowe	2003
Shaquala Williams	2003

Stanford (4)

Vanessa Nygaard	2003
Nneka Ogumike	2012-pres.
Jamila Wideman	1997-98
Candice Wiggins	2014

UCLA (4)

Darxia Morris	2014
Noelle Quinn	2009-2011
Alexandra Van Embricqs	1998
Lisa Willis	2006-07

Duke (4)

Alana Beard	2012-pres.
Chelsea Gray	2016
Lindsey Harding	2013-14
Iceiss Tillis	2007

Louisiana State (3)

Marie Ferdinand-Harris	2008-2010
Temeka Johnson	2006-08, 2015
Doneeka Lewis	2004-06

Maryland (3)

Marissa Coleman	2012-13
Katrina Colleton	1997-98
Kristi Toliver	2011-pres.

Old Dominion (3)

Monique Coker	2004
Clarisse Machanguana	1999-00
Ticha Penicheiro	2010-11

Connecticut (2)

Jessica Moore	2005-08
Paige Sauer	2000

DePaul (2)

Latasha Byears	2001-03
Mfon Udoka	2004

Kansas (2)

Tamecka Dixon	1997-2005
Lynn Pride	2003

Kentucky (1)

A'dia Mathies	2013
---------------	------

Louisiana Tech (2)

Betty Lennox	2009-2010
Teresa Weatherspoon	2004

Mississippi State (2)

Chanel Mokango	2010-11
LaToya Thomas	2007

North Carolina (2)

LaToya Pringle	2011
Nikki Teasley	2002-05

North Carolina State (2)

Rhonda Mapp	2001-03
Tiffany Stansbury	2006, 2010

Ohio State (2)

Jantel Lavender	2011-pres.
Samantha Prahalis	2014

Ole Miss (2)

Jennifer Gillom	2003
Armintie Herrington	2014

Penn State (2)

Kamela Gissendanner	2008
Nikki Greene	2014

Purdue (2)

Ukari Figgs	1999-2001
Lindsay Wisdom-Hylton	2009-2011

Alabama (1)

Linda Burgess	1997
---------------	------

Boston College (1)

Amber Jacobs	2008
--------------	------

BYU (1)

Jennifer Hamson	2015
-----------------	------

Cal State Fullerton (1)

Eugenia Rycraw	1998
----------------	------

Cal State Long Beach (1)

Penny Toler	1997-99
-------------	---------

Central Michigan (1)

Crystal Bradford	2015
------------------	------

Harvard (1)

Allison Feaster	1998-2000
-----------------	-----------

James Madison (1)

Dawn Evans	2012
------------	------

Lamar (1)

Travesa Gant	1997
--------------	------

Memphis (1)

Tamika Whitmore	2004-05
-----------------	---------

Miami (1)

Octavia Blue	1998
--------------	------

Notre Dame (1)

Katryna Gaither	2002
-----------------	------

Oklahoma State (1)

Andrea Riley	2010, 12
--------------	----------

Rutgers (2)

Essence Carson	2016
April Sykes	2012

St. Edward's (1)

Taj McWilliams-Franklin	2007
-------------------------	------





COLLEGIATE ROSTER

Texas (1)

Vicki Hall 2002

UCSB (1)

Erin Alexander 1998

UTEP (1)

Natasha Lacy 2011

UW-Green Bay (1)

Chandra Johnson 2003

Valparaiso (1)

Marlous Nieuwveen 2005

Virginia (1)

Heidi Burge 1997

Western Kentucky (1)

Michelle Reed 1998

Wisconsin (1)

Tamara Moore 2006

Xavier (1)

Nicole Levandusky 2001

Dayton (1)


Andrea Hoover 2015

Pepperdine (1)

Jennifer Lacy 2015

Florida Gulf Coast

Whitney Knight 2016



INTERNATIONAL ROSTER



Note: Clarisse Machanguana (Mozambique), Chanel Mokango (Democratic Republic of Congo), Ticha Penicheiro (Portugal), Marlous Nieuwveen and Alexandra Van Embricqs (Netherlands) each played collegiately in US.

Australia (4)

Kristi Harrower	2009
Jenna O'Hea	2011-13
Erin Phillips	2015
Marianna Tolo	2015

France (2)

Sandrine Gruda	2014-15
Emmeline Ndongue	2006

Italy (2)

Laura Macchi	2004-05
Raffaella Masciadri	2004-05, 08

Serbia (2)

Ana Dabovic	2015-pres.
Gordana Grubin	1999, 2005

Yugoslavia (2)

Nina Bjedov	1999
Dalivorka Vilipic	2006

Belgium (1)

Ann Wauters	2016
--------------------	-------------

Brazil (1)

Erika de Souza	2002
----------------	------

China (1)

Haixia Zheng	1997-98
--------------	---------

Croatia (1)

Vedrana Grgin-Fonseca	2000-02
-----------------------	---------

Democratic Republic of Congo (1)

Mwadi Mabika	1997-2007
--------------	-----------

Germany (1)

Marlies Askamp	2002
----------------	------

Montenegro (1)

Jelena Dujic	2016
---------------------	-------------

Poland (1)

Margo Dydek	2008
-------------	------

Russia (1)

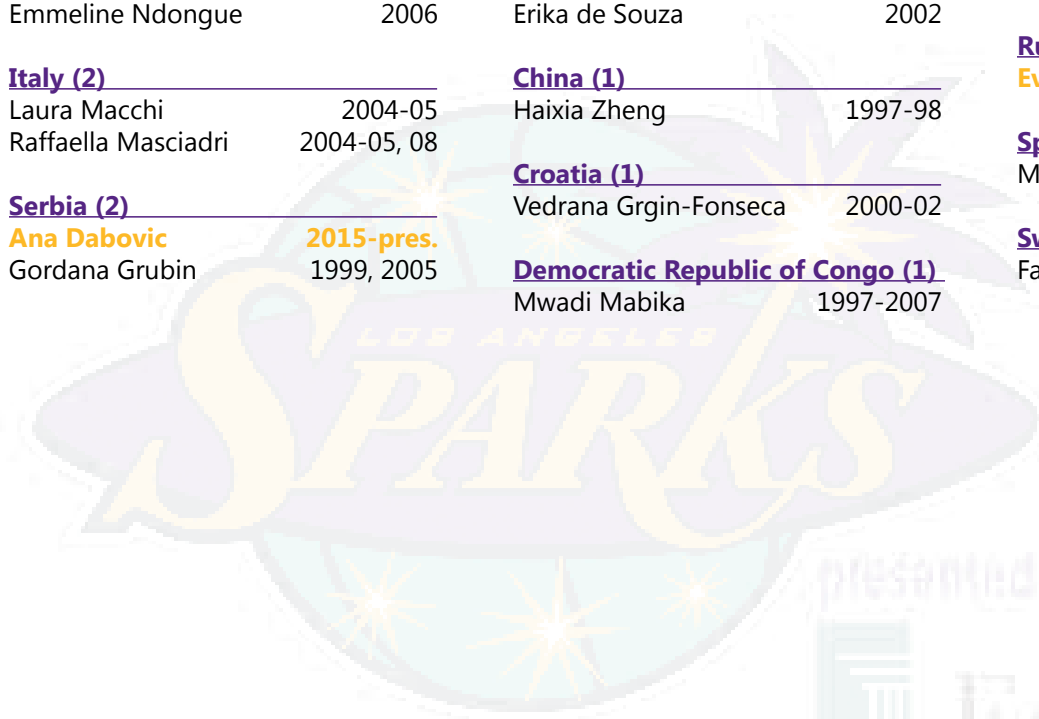
Evgeniia Belyakova	2016
---------------------------	-------------

Spain (1)

Marta Fernandez	2007
-----------------	------

Sweden (1)

Farhiya Abdi	2013-2015
--------------	-----------



T-IX



**WNBA CHAMPIONS
2001 & 2002**



RETIRED NUMBERS

2016 LOS ANGELES SPARKS MEDIA GUIDE
CELEBRATING THE 20TH ANNIVERSARY OF THE WNBA

"There's nothing like being a player, but the next best thing is the general manager's seat."

- Penny Toler (*Daily News*)

Player Profile:

- * First player to score a basket in WNBA history
- * Averaged 10.0 points, 2.8 rebounds, 4.0 assists and 25.9 minutes per game in 88 career games (62 starts)

Executive Vice President/General Manager Profile:

- * First WNBA player in league history to go from player to front office executive, becoming General Manager of Player Personnel.
- * The fastest player-turned-manager in any men's or women's league to assemble a championship team (two years).
- * Guided the team to the WNBA Playoffs 14 times (2000-06 and 2008-10, 2012-15), as well as three WNBA conference championships in 2001, 2002 and 2003, and two WNBA Championships in 2001 and 2002.

"I came to win, whether it was practice or a game. But at the end of the day, I didn't get here alone."

- Lisa Leslie (*Players Tribune*)

Player Profile:

- * 2x WNBA Champion (2001, 2002)
- * 2x WNBA Finals MVP (2001, 2002)
- * 3x WNBA MVP (2001, 2004, 2006)
- * 8x WNBA All-Star (1999–2003, 2005, 2006, 2009)
- * 8x First Team All-WNBA (1997, 2000–2004, 2006, 2008)
- * 4x Second Team All-WNBA (1998, 1999, 2005, 2009)
- * 2x WNBA NBA Defensive Player of the Year (2004, 2008)
- * 2x All-Defensive First Team (2006, 2008)
- * 2x All-Defensive Second Team (2005, 2009)
- * 4x Olympic Gold Medalist – 1996, 2000, 2004, 2008
- * Member of the WNBA All-Decade Team
- * First player to dunk in WNBA history vs. Miami, 6/30/02
- * First WNBA player to tally 5,000 career points
- * Averaged 17.3 points, 9.1 rebounds, 2.4 assists and 32.0 minutes per game in 363 career games (361 starts)

COACHING HISTORY



LOS ANGELES SPARKS COACHING HISTORY



Brian Agler

Years: 2015-present
Record: 14-20, 1-2



Penny Toler

Years: 2014
Record: 6-6, 0-2



Carol Ross

Years: 2012-14
Record: 58-32, 3-4



Joe Bryant

Years: 2005-06, 2011
Record: 40-24, 2-3



Jennifer Gillom

Years: 2010-11
Record: 17-27, 0-2



Michael Cooper

Years: 2000-04, 07-09
Record: 167-85, 25-13

Coach	Regular Season			Playoffs		
	W	L	Pct.	W	L	Pct.
2015 Brian Agler	14	- 20	.412	1	- 2	.333
2014 Carol Ross Penny Toler	10 6	- 12 - 6	.455 .500	-- 0	- -- - 2	--- .000
2013 Carol Ross	24	- 10	.706	1	- 2	.333
2012 Carol Ross	24	- 10	.706	2	- 2	.500
2011 Jennifer Gillom Joe Bryant	4 11	- 6 - 13	.400 .458	-- --	- -- - --	--- ---
2010 Jennifer Gillom	13	- 21	.382	0	- 2	.000
2009 Michael Cooper	18	- 16	.529	3	- 3	.500
2008 Michael Cooper	20	- 14	.588	3	- 3	.500
2007 Michael Cooper	10	- 24	.294	--	- --	---
2006 Joe Bryant	25	- 9	.735	2	- 3	.400
2005 Henry Bibby Joe Bryant	13 4	- 15 - 2	.464 .667	-- 0	- -- - 2	--- .000
2004 Michael Cooper Karleen Thompson Ryan Weisenberg	14 11 11	- 6 - 3 - 3	.700 .786 .786	-- 1 1	- -- - 2 - 2	--- .333 .333
2003 Michael Cooper	24	- 10	.706	5	- 4	.556
2002 Michael Cooper	25	- 7	.781	6	- 0	1.000
2001 Michael Cooper	28	- 4	.875	6	- 1	.857





COACHING HISTORY



Henry Bibby

Years: 2005
Record: 13-15



Karleen Thompson

Years: 2004
Records: 11-3, 1-2



Ryan Weisenberg

Years: 2004
Record: 11-3, 1-2



Orlando Woolridge

Years: 1998-99
Record: 25-17, 2-2



Julie Rousseau

Years: 1997-98
Record: 17-20



Linda Sharp

Years: 1997
Record: 4-7

Coach	Regular Season			Playoffs		
	W	L	Pct.	W	L	Pct.
2000						
Michael Cooper	28	- 4	.875	2	- 2	.500
1999						
Orlando Woolridge	20	- 12	.625	2	- 2	.500
1998						
Julie Rousseau	7	- 13	.350	--	- --	---
Orlando Woolridge	5	- 5	.500	--	- --	---
1997						
Linda Sharp	4	- 7	.364	--	- --	---
Julie Rousseau	10	- 7	.588	--	- --	---

All-Time Records

Coach	Regular Season			W	L	Pct.
	W	L	Pct.			
Michael Cooper	167	- 85	.663	--	- --	---
Carol Ross	58	- 32	.644	--	- --	---
Joe Bryant	40	- 24	.625	--	- --	---
Orlando Woolridge	25	- 17	.595	--	- --	---
Julie Rousseau	17	- 20	.459	--	- --	---
Jennifer Gillom	17	- 27	.386	--	- --	---
Brian Agler	14	- 20	.412	--	- --	---
Henry Bibby	13	- 15	.464	--	- --	---
Karleen Thompson	11	- 3	.786	--	- --	---
Ryan Weisenberg	11	- 3	.786	--	- --	---
Penny Toler	6	- 6	.500	--	- --	---
Linda Sharp	4	- 7	.364	--	- --	---

Playoffs

Coach	W	L	Pct.	W	L	Pct.
Michael Cooper	--	- --	---	25	- 13	.658
Carol Ross	--	- --	---	3	- 4	.429
Orlando Woolridge	--	- --	---	2	- 2	.500
Joe Bryant	--	- --	---	2	- 3	.400
Brian Agler	--	- --	---	1	- 2	.333
Karleen Thompson	--	- --	---	1	- 2	.333
Ryan Weisenberg	--	- --	---	1	- 2	.333
Jennifer Gillom	--	- --	---	0	- 2	.000
Penny Toler	--	- --	---	0	- 2	.000



DRAFT HISTORY



LOS ANGELES SPARKS DRAFT HISTORY



In 2012, Nneka Ogwumike (left, with WNBA president Laurel Richie), was selected first overall by the Sparks.



In 2008, Candace Parker (right, with WNBA president Donna Orender) became the Sparks first number one overall draft pick.

Rnd. #	Player	College/From
2016		
1	6 Jonquel Jones*	George Washington
2	15 Whitney Knight	Florida Gulf Coast
2	23 Brianna Butler	Syracuse
3	29 Talia Walton	Washington
* Traded to		
2015		
1	7 Crystal Bradford	Central Michigan
2	14 Cierra Burdick	Tennessee
7	31 Andrea Hoover	Dayton
2014		
2	23 Jennifer Hamson	BYU
3	35 Antonita Slaughter	Louisville
2013		
1	10 A'dia Mathies	Kentucky
2	22 Brittany Chambers	Kansas State
3	34 Alina Iagupova	Ukraine
2012		
1	1 Nneka Ogwumike	Stanford
2	13 Farhiya Abdi	Sweden
2	15 Khadijah Rushdan	Rutgers
2	16 Tyra White	Texas A&M
3	28 April Sykes	Rutgers
2011		
1	5 Jantel Lavender	Ohio State

2010			
1	8	Andrea Riley	Oklahoma State
1	12	Bianca Thomas	Mississippi
2	20	Angel Robinson	Georgia
3	32	Rashidat Junaid	Rutgers
2009			
1	13	Lindsay Wisdom-Hylton	Purdue
2	22	Ashley Paris	Oklahoma
3	35	Britney Jordan	Texas A&M-Commerce
2008			
1	1	Candace Parker	Tennessee
2	15	Shannon Bobbitt	Tennessee
3	29	Sharnee' Zoll	Virginia
2007			
2	25	Sidney Spencer	Tennessee
3	38	Amanda Brown	Penn State
2006			
1	5	Lisa Willis	UCLA
2	22	Willnett Crockett	Connecticut
3	36	Tiffany Porter-Talbert	Western Kentucky
2005			
2	26	DeeDee Wheeler	Arizona
3	39	Heather Schreiber	Texas





DRAFT HISTORY

Rnd. # Player College/From

2004

1	12	Christi Thomas	Georgia
2	25	Doneeka Hodges	Louisiana State

2003

2	27	Schuye LaRue	Virginia
3	42	Mary Jo Noon	Purdue

2002

1	16	Rosalind Ross	Oklahoma
2	30	Gergana Slavtcheva	Florida International
2	32	Jackie Higgins	North Carolina
3	48	Rashana Barnes	Penn State
4	64	Tiffany Thompson	Old Dominion

2001

1	16	Camille Cooper	Purdue
2	32	Nicole Levandusky	Xavier
3	48	Kelley Siemon	Notre Dame
4	64	Beth Record	Syracuse

2000

1	15	Nicole Kubik	Nebraska
2	31	Paige Sauer	Connecticut
3	47	Marte Alexander	Arizona
4	63	Nicky McCrimmon	Southern California

1999

1	4	DeLisha Milton	Florida
2	16	Clarisse Machanguana	Old Dominion
3	28	Ukari Figgs	Purdue
4	40	La'Keshia Frett	Georgia

1998

1	5	Allison Feaster	Harvard
2	15	Octavia Blue	Miami
3	25	Rehema Stephens	UCLA
4	35	Erika Kienast	UCSB

1997

1	3	Jamila Wideman	Stanford
2	14	Tamecka Dixon	Kansas
3	19	Katrina Colleton	Maryland
4	30	Travesa Gant	Lamar

1997 Elite Draft

1	8	Daedra Charles	Tennessee
2	16	Haixia Zheng	China



YEAR-BY-YEAR (TEAM)



YEAR-BY-YEAR LEADERS (TEAM)

Minutes

2015	Jantel Lavender	1148
2014	Candace Parker	995
2013	Kristi Toliver	1019
2012	Kristi Toliver	1071
2011	DeLisha Milton-Jones	891
2010	Noelle Quinn	1104
2009	Tina Thompson	1182
2008	Candace Parker	1109
2007	Marta Fernandez	891
2006	Lisa Leslie	1048
2005	Chamique Holdsclaw	1183
2004	Lisa Leslie	1150
2003	Nikki Teasley	1189
2002	Lisa Leslie	1060
2001	Lisa Leslie	1033
2000	Lisa Leslie	1028
1999	Mwadi Mabika	938
1998	Penny Toler	945
1997	Penny Toler	907

Field Goal Percentage (Min. 100 Made)

2015	Jantel Lavender/Nneka Ogwumike	.525
2014	Jantel Lavender	.527
2013	Nneka Ogwumike	.566
2012	Nneka Ogwumike	.535
2011	Candace Parker	.511
2010	DeLisha Milton-Jones	.470
2009	Lisa Leslie	.518
2008	Candace Parker	.523
2007	Taj McWilliams-Franklin	.490
2006	Lisa Leslie	.511
2005	Chamique Holdsclaw	.480
2004	Lisa Leslie	.494
2003	Lisa Leslie	.442
2002	DeLisha Milton Jones	.487
2001	Latasha Byears	.602
2000	DeLisha Milton-Jones	.512
1999	DeLisha Milton-Jones	.530
1998	Lisa Leslie	.478
1997	Haixia Zheng	.618

Three-Point Field Goals Made

2015	Kristi Toliver	43
2014	Kristi Toliver	46
2013	Kristi Toliver	49
2012	Kristi Toliver	64
2011	Kristi Toliver	56
2010	Tina Thompson	57

2009	Tina Thompson	52
2008	Sidney Spencer	31
2007	Sidney Spencer	54
2006	Mwadi Mabika	32
2005	Doneeka Lewis	31
2004	Nikki Teasley	68
2003	Nikki Teasley	70
2002	Mwadi Mabika	64
2001	Ukari Figgs	54
2000	Mwadi Mabika	61
1999	Mwadi Mabika	41
1998	Mwadi Mabika	33
1997	Tamecka Dixon	22

Free Throw Percentage (Min. 50 Made)

2015	Kristi Toliver	.903
2014	Nneka Ogwumike	.873
2013	Kristi Toliver	.831
2012	Kristi Toliver	.901
2011	Tina Thompson	.833
2010	Tina Thompson	.872
2009	Betty Lennox	.894
2008	Marie Ferdinand-Harris	.891
2007	Sherill Baker	.833
2006	Mwadi Mabika	.889
2005	Tamika Whitmore	.868
2004	Mwadi Mabika	.824
2003	Tamecka Dixon	.883
2002	Mwadi Mabika	.839
2001	Mwadi Mabika	.861
2000	Allison Feaster	.833
1999	DeLisha Milton Jones	.791
1998	Tamecka Dixon	.779
1997	Penny Toler	.839

Offensive Rebounds

2015	Jantel Lavender	68
2014	2 Tied	66
2013	Nneka Ogwumike	95
2012	Nneka Ogwumike	98
2011	DeLisha Milton-Jones	55
2010	Tina Thompson	63
2009	Candace Parker	60
2008	2 Tied	84
2007	Taj McWilliams-Franklin	69
2006	Lisa Leslie	83
2005	Chamique Holdsclaw	86
2004	Lisa Leslie	60
2003	Lisa Leslie	76





YEAR-BY-YEAR (TEAM)

2002	Lisa Leslie	78
2001	Lisa Leslie	88
2000	Lisa Leslie	75
1999	Lisa Leslie	72
1998	Lisa Leslie	77
1997	Lisa Leslie	63

Defensive Rebounds

2015	Jantel Lavender	213
2014	Candace Parker	185
2013	Candace Parker	225
2012	Candace Parker	237
2011	Candace Parker	125
2010	Tina Thompson	143
2009	Candace Parker	184
2008	Candace Parker	229
2007	Christi Thomas	113
2006	Lisa Leslie	240
2005	Lisa Leslie	178
2004	Lisa Leslie	276
2003	DeLisha Milton-Jones	161
2002	Lisa Leslie	244
2001	Lisa Leslie	210
2000	Lisa Leslie	231
1999	Lisa Leslie	176
1998	Lisa Leslie	208
1997	Lisa Leslie	203

Total Rebounds

2015	Jantel Lavender	281
2014	Nneka Ogumike	234
2013	Candace Parker	269
2012	Candace Parker	320
2011	DeLisha Milton-Jones	158
2010	Tina Thompson	206
2009	Candace Parker	244
2008	Candace Parker	313
2007	Christi Thomas	179
2006	Lisa Leslie	323
2005	Lisa Leslie	248
2004	Lisa Leslie	336
2003	Lisa Leslie	231
2002	Lisa Leslie	322
2001	Lisa Leslie	298
2000	Lisa Leslie	306
1999	Lisa Leslie	248
1998	Lisa Leslie	285
1997	Lisa Leslie	266

Assists

2015	Temeka Johnson	122
2014	Candace Parker	128
2013	Lindsey Harding	170
2012	Kristi Toliver	166
2011	Ticha Penicheiro	162
2010	Ticha Penicheiro	220
2009	Noelle Quinn	118
2008	Candace Parker	113
2007	Marta Fernandez	101
2006	Temeka Johnson	161
2005	Chamique Holdscraw	104
2004	Nikki Teasley	207
2003	Nikki Teasley	214
2002	Nikki Teasley	140
2001	Ukari Figs	126
2000	Ukari Figs	127
1999	Mwadi Mabika	112
1998	Penny Toler	143
1997	Penny Toler	143

Steals

2015	Candace Parker	31
2014	Nneka Ogumike	58
2013	Nneka Ogumike	50
2012	Alana Beard	66
2011	Tina Thompson	39
2010	Ticha Penicheiro	43
2009	DeLisha Milton-Jones	41
2008	Lisa Leslie	49
2007	3 Tied	36
2006	Lisa Leslie	51
2005	Lisa Leslie	67
2004	Lisa Leslie	50
2003	DeLisha Milton-Jones	49
2002	DeLisha Milton-Jones	50
2001	DeLisha Milton-Jones	49
2000	Mwadi Mabika	58
1999	DeLisha Milton-Jones	47
1998	Lisa Leslie	42
1997	Tamecka Dixon	49

Blocks

2015	Jantel Lavender	41
2014	Candace Parker	41
2013	Candace Parker	57
2012	Candace Parker	76
2011	Candace Parker	27
2010	2 Tied	24
2009	Candace Parker	53
2008	Lisa Leslie	97
2007	Taj McWilliams-Franklin	30



YEAR-BY-YEAR (TEAM)



2006	Lisa Leslie	57
2005	Lisa Leslie	71
2004	Lisa Leslie	98
2003	Lisa Leslie	63
2002	Lisa Leslie	90
2001	Lisa Leslie	71
2000	Lisa Leslie	74
1999	Lisa Leslie	49
1998	Lisa Leslie	60
1997	Lisa Leslie	59

Turnovers

2015	Jantel Lavender	72
2014	Candace Parker	78
2013	Lindsey Harding	82
2012	Kristi Toliver	124
2011	DeLisha Milton-Jones	83
2010	DeLisha Milton-Jones	96
2009	Tina Thompson	94
2008	Lisa Leslie	119
2007	Marta Fernandez	90
2006	Lisa Leslie	126
2005	Lisa Leslie	100
2004	Lisa Leslie	110
2003	Nikki Teasley	108
2002	Lisa Leslie	108
2001	Lisa Leslie	98
2000	Lisa Leslie	103
1999	Lisa Leslie	94
1998	Lisa Leslie	102
1997	Lisa Leslie	109

Personal Fouls

2015	Temeka Johnson	74
2014	Nneka Ogwumike	93
2013	Nneka Ogwumike	101
2012	Kristi Toliver	102
2011	DeLisha Milton-Jones	99
2010	DeLisha Milton-Jones	107
2009	DeLisha Milton-Jones	84
2008	Lisa Leslie	117
2007	Christi Thomas	119
2006	Lisa Leslie	115
2005	Lisa Leslie	122
2004	Lisa Leslie	130
2003	DeLisha Milton-Jones	109
2002	Lisa Leslie	123
2001	Lisa Leslie	132
2000	Lisa Leslie	134
1999	Lisa Leslie	136
1998	Lisa Leslie	121
1997	Lisa Leslie	99

	Points	
2015	Jantel Lavender	492
2014	Candace Parker	583
2013	Candace Parker	556
2012	Kristi Toliver	595
2011	DeLisha Milton-Jones	397
2010	Tina Thompson	548
2009	Tina Thompson	441
2008	Candace Parker	610
2007	Sidney Spencer	327
2006	Lisa Leslie	680
2005	Chamique Holdsclaw	561
2004	Lisa Leslie	598
2003	Mwadi Mabika	441
2002	Mwadi Mabika	539
2001	Lisa Leslie	606
2000	Lisa Leslie	570
1999	Lisa Leslie	500
1998	Lisa Leslie	549
1997	Lisa Leslie	445

YEAR-BY-YEAR LEADERS (TEAM)



presented by
EqualTrust



YEAR-BY-YEAR (LEAGUE)

YEAR-BY-YEAR LEADERS (LEAGUE)

* - Recipient of WNBA Peak Performer Award

Field Goal Percentage

2015	1. Brittney Griner, Phoenix Mercury	.565
	2. Emma Meesseman, Washington Mystics	.556
	3. Crystal Langhorne, Seattle Storm	.545
	4. Nneka Ogumike, Sparks	.525
	5. Jantel Lavender, Sparks	.525
2013	1. Sylvia Fowles, Chicago Sky	.586
	2. Nneka Ogumike, Sparks	.566
	3. Elizabeth Cabbage, Tulsa Shock	.561
	4. Brittney Griner, Phoenix Mercury	.556
	5. Erika de Souza, Atlanta Dream	.553
2012	1. Sylvia Fowles, Chicago Sky	.638
	2. Crystal Langhorne, Washington Mystics	.562
	3. Danielle Robinson, San Antonio Silver Stars	.541
	4. Nneka Ogumike, Sparks	.535
	5. Sophia Young, San Antonio Silver Stars	.521
2008	1. Le'coe Willingham, Phoenix Mercury	.570
	2. Janel McCarville, New York Liberty	.535
	3. Ann Wauters, San Antonio Silver Stars	.533
	4. Michelle Snow, Houston Comets	.532
	5. Candace Parker, Sparks	.523
2004	1. Tamika Williams, Minnesota Lynx	.540
	2. Yolanda Griffith, Sacramento Monarchs	.519
	3. Lisa Leslie, Sparks	.494
	4. LaToya Thomas, San Antonio Silver Stars	.489
	5. Penny Taylor, Phoenix Mercury	.484
2001	1. Latasha Byears, Sparks*	.602
	2. Ann Wauters, Cleveland Rockers	.569
	3. Yolanda Griffith, Sacramento Monarchs	.522
	4. Rushia Brown, Cleveland Rockers	.518
	5. 2 Tied	.507
1999	1. Murriel Page, Washington Mystics	.574
	2. Yolanda Griffith, Sacramento Monarchs	.541
	3. Alisa Burras, Cleveland Rockers	.539
	4. Latasha Byears, Sacramento Monarchs	.537
	5. DeLisha Milton, Sparks	.530
1997	1. Haixia Zheng, Sparks*	.618
	2. Isabelle Fijalkowski, Cleveland Rockers	.508
	3. Rhonda Mapp, Charlotte Sting	.492
	4. Eva Nemcova, Cleveland Rockers	.473
	5. Kym Hampton, New York Liberty	.471

Three-Point Field Goals Made

2004	1. Anna DeForge, Phoenix Mercury	70
	2. Nikki Teasley, Sparks	68
	3. Sue Bird, Seattle Storm	64
	4. Diana Taurasi, Phoenix Mercury	62
	5. Katie Smith, Minnesota Lynx	60
2003	1. Katie Smith, Minnesota Lynx	78
	2. Tamika Catchings, Indiana Fever	74
	3. Allison Feaster, Charlotte Sting	72
	4. Nikki Teasley, Sparks	70
	5. Crystal Robinson, New York Liberty	62
2002	1. Allison Feaster, Charlotte Sting	79
	2. Tamika Catchings, Indiana Fever	76
	3. Crystal Robinson, New York Liberty	67
	4. Mwadi Mabika, Sparks	64
	5. Katie Smith, Minnesota Lynx	62
2000	1. Katie Smith, Minnesota Lynx	88
	2. Monica Maxwell, Indiana Fever	62
	3. Mwadi Mabika, Sparks	61
	4. Sophia Weatherspoon, Portland Fire	60
	5. Tina Thompson, Houston Comets	55
	5. Betty Lennox, Minnesota Lynx	55

Free Throw Percentage

2012	1. Kara Lawson, Connecticut Sun	.935
	2. Kristi Toliver, Sparks	.901
	3. Epiphanny Prince, Chicago Sky	.899
	4. Maya Moore, Minnesota Lynx	.879
	5. Becky Hammon, San Antonio Silver Stars	.876
2008	1. Becky Hammon, San Antonio Silver Stars	.937
	2. Lauren Jackson, Seattle Storm	.934
	3. Kara Lawson, Sacramento Monarchs	.914
	4. Erica White, Houston Comets	.897
	5. Marie Ferdinand-Harris, Sparks	.891
	5. Jia Perkins, Chicago Sky	.891
2005	1. Becky Hammon, New York Liberty	.901
	2. Janeth Arcain, Houston Comets	.883
	3. Betty Lennox, Seattle Storm	.874
	4. Tamika Whitmore, Sparks	.868
	5. Penny Taylor, Phoenix Mercury	.864
1999	1. Eva Nemcova, Cleveland Rockers	.984
	2. Dawn Staley, Charlotte Sting	.934
	3. Cynthia Cooper, Houston Comets	.891
	4. Korie Hlede, Detroit/Utah	.878
	5. Penny Toler, Sparks	.867



YEAR-BY-YEAR (LEAGUE)



Points Per Game

2014	1. Maya Moore, Minnesota Lynx	23.9
	2. Skylar Diggins, Tulsa Shock	20.1
	3. Candace Parker, Sparks	19.4
	4. Angel McCoughtry, Atlanta Dream	18.5
	5. Tina Charles, New York Liberty	17.4
2008	1. Diana Taurasi, Phoenix Mercury	24.1
	2. Cappie Pondexter, Phoenix Mercury	21.2
	3. Seimone Augustus, Minnesota Lynx	19.1
	4. Candace Parker, Sparks	18.5
	5. Tina Thompson, Houston Comets	18.1
2006	1. Diana Taurasi, Phoenix Mercury	25.3
	2. Seimone Augustus, Minnesota Lynx	21.9
	3. Lisa Leslie, Sparks	20.0
	4. Lauren Jackson, Seattle Storm	19.5
	4. Cappie Pondexter, Phoenix Mercury	19.5
2005	1. Sheryl Swoopes, Houston Comets	18.6
	2. Lauren Jackson, Seattle Storm	17.6
	3. Chamique Holdsclaw, Sparks	17.0
	4. Diana Taurasi, Phoenix Mercury	16.0
	5. Deanna Nolan, Detroit Shock	15.9
2004	1. Lauren Jackson, Seattle Storm	20.5
	2. Tina Thompson, Houston Comets	20.0
	3. Lisa Leslie, Sparks	17.6
	4. Diana Taurasi, Phoenix Mercury	17.0
	5. Tamika Catchings, Indiana Fever	16.7
2003	1. Lauren Jackson, Seattle Storm	21.2
	2. Chamique Holdsclaw, Washington Mystics	20.5
	3. Tamika Catchings, Indiana Fever	19.7
	4. Lisa Leslie, Sparks	18.4
	5. Katie Smith, Minnesota Lynx	18.2
2002	1. Chamique Holdsclaw, Washington Mystics	19.9
	2. Tamika Catchings, Indiana Fever	18.6
	3. Sheryl Swoopes, Houston Comets	18.5
	4. Lauren Jackson, Seattle Storm	17.2
	5. Lisa Leslie, Sparks	16.9
2001	1. Katie Smith, Minnesota Lynx	23.1
	2. Lisa Leslie, Sparks	19.5
	3. Tina Thompson, Houston Comets	19.3
	4. Janeth Arcain, Houston Comets	18.5
	5. Chamique Holdsclaw, Washington Mystics	16.8
2000	1. Sheryl Swoopes, Houston Comets	20.7
	2. Katie Smith, Minnesota Lynx	20.2
	3. Brandy Reed, Phoenix Mercury	19.0
	4. Natalie Williams, Utah Starzz	18.7
	5. Lisa Leslie, Sparks	17.8
1998	1. Cynthia Cooper, Houston Comets	22.7

2. Jennifer Gillom, Phoenix Mercury	20.8
3. Nikki McCray, Washington Mystics	17.7
4. Tamecka Dixon, Sparks	16.2
5. Sheryl Swoopes, Houston Comets	15.6

1997	1. Cynthia Cooper, Houston Rockets	22.2
	2. Ruthie Bolton-Holifield, Sacramento Monarchs	19.4
	3. Lisa Leslie, Sparks	15.9
	4. Wendy Palmer, Utah Starzz	15.8
	5. 2 Tied	15.7

Rebounds Per Game

2015	1. Courtney Paris, Tulsa Shock	9.3
	2. Tina Charles, New York Liberty	8.5
	3. Elena Delle Donne, Chicago Sky	8.4
	4. Jantel Lavender, Sparks	8.3
	5. Sancho Lyttle, Atlanta Dream	8.3

2012	1. Tina Charles, Connecticut Sun	10.5
	2. Sylvia Fowles, Chicago Sky	10.4
	3. Candace Parker, Sparks	9.7
	4. Rebekkah Brunson, Minnesota Lynx	8.9
	5. Krystal Thomas, Phoenix Mercury	8.0

2009	1. Candace Parker, Sparks*	9.8
	2. Erika de Souza, Atlanta Dream	9.1
	3. Candice Dupree, Chicago Sky	7.9
	3. Crystal Langhorne, Washington Mystics	7.9
	5. Sylvia Fowles, Chicago Sky	7.8

2008	1. Candace Parker, Sparks*	9.5
	2. Lisa Leslie, Sparks	8.9
	3. Cheryl Ford, Detroit Shock	8.7
	4. Candice Dupree, Chicago Sky	7.9
	5. Ebony Hoffman, Indiana Fever	7.8

2006	1. Cheryl Ford, Detroit Shock	11.3
	2. Taj McWilliams-Franklin, Connecticut Sun	9.6
	3. Lisa Leslie, Sparks	9.5
	4. Michelle Snow, Houston Comets	7.9
	5. Lauren Jackson, Seattle Storm	7.7

2005	1. Cheryl Ford, Detroit Shock	9.8
	2. Lauren Jackson, Seattle Storm	9.2
	3. Tamika Catchings, Indiana Fever	7.8
	4. Lisa Leslie, Sparks	7.3
	4. Taj McWilliams-Franklin, Connecticut Sun	7.3

2004	1. Lisa Leslie, Sparks*	9.9
	2. Cheryl Ford, Detroit Shock	9.6
	3. Michelle Snow, Houston Comets	7.7
	4. Tamika Catchings, Indiana Fever	7.3
	5. Yolanda Griffith, Sacramento Monarchs	7.2
	5. Elena Baranova, New York Liberty	7.2





YEAR-BY-YEAR (LEAGUE)

2003	1. Chamique Holdsclaw, Washington Mystics	10.9	2012	1. Lindsay Whalen, Minnesota Lynx	5.4
	2. Cheryl Ford, Detroit Shock	10.4		2. Sue Bird, Seattle Storm	5.3
	3. Lisa Leslie, Sparks	10.0		3. Becky Hammon, San Antonio Silver Stars	5.3
	4. Lauren Jackson, Seattle Storm	9.3		4. Kristi Toliver, Sparks	4.9
	5. Tari Phillips, New York Liberty	8.5		5. Temeka Johnson, Tulsa Shock	4.7
2002	1. Chamique Holdsclaw, Washington Mystics	11.6	2011	1. Lindsay Whalen, Minnesota Lynx	5.9
	2. Lisa Leslie, Sparks	10.4		2. Becky Hammon, San Antonio Silver Stars	5.8
	3. Margo Dydek, Utah Starzz	8.7		3. Renee Montgomery, Connecticut Sun	4.9
	4. Tamika Catchings, Indiana Fever	8.6		3. Sue Bird, Seattle Storm	4.9
	5. Natalie Williams, Utah Starzz	8.2		5. Lindsey Harding, Atlanta Dream	4.8
2001	1. Yolanda Griffith, Sacramento Monarchs	11.2		5. Ticha Penicheiro, Sparks	4.8
	2. Natalie Williams, Utah Starzz	9.9	2010	1. Ticha Penicheiro, Sparks*	6.9
	3. Lisa Leslie, Sparks	9.6		2. Sue Bird, Seattle Storm	5.8
	4. Chamique Holdsclaw, Washington Mystics	8.8		3. Lindsay Whalen, Minnesota Lynx	5.6
	5. Tari Phillips, New York Liberty	8.0		4. Becky Hammon, San Antonio Silver Stars	5.4
2000	1. Natalie Williams, Utah Starzz	11.6		5. Penny Taylor, Phoenix Mercury	5.0
	2. Yolanda Griffith, Sacramento Monarchs	10.3	2006	1. Nikki Teasley, Washington Mystics	5.4
	3. Lisa Leslie, Sparks	9.6		2. Temeka Johnson, Sparks	5.0
	4. Tari Phillips, New York Liberty	8.0		3. Sue Bird, Seattle Storm	4.8
	5. Tina Thompson, Houston Comets	7.7		4. Lindsay Whalen, Connecticut Sun	4.6
1999	1. Yolanda Griffith, Sacramento Monarchs	11.3		5. Diana Taurasi, Phoenix Mercury	4.1
	2. Natalie Williams, Utah Starzz	9.2	2004	1. Nikki Teasley, Sparks	6.1
	3. Chamique Holdsclaw, Washington Mystics	7.9		2. Sue Bird, Seattle Storm	5.4
	4. Lisa Leslie, Sparks	7.8		3. Dawn Staley, Charlotte Sting	5.0
	5. Taj McWilliams, Orlando Miracle	7.5		4. Ticha Penicheiro, Sacramento Monarchs	4.9
1998	1. Lisa Leslie, Sparks	10.2		5. Lindsay Whalen, Connecticut Sun	4.8
	2. Cindy Brown, Detroit Shock	10.0	2003	1. Ticha Penicheiro, Sacramento Monarchs	6.7
	3. Elena Baranova, Utah Starzz	9.3		2. Sue Bird, Seattle Storm	6.5
	4. Margo Dydek, Utah Starzz	7.6		3. Nikki Teasley, Sparks	6.3
	5. Jennifer Gillom, Phoenix Mercury	7.3		4. Shannon Johnson, Connecticut Sun	5.8
1997	1. Lisa Leslie, Sparks	9.5		5. Dawn Staley, Charlotte Sting	5.1
	2. Wendy Palmer, Utah Starzz	8.0	1998	1. Ticha Penicheiro, Sacramento Monarchs	7.5
	3. Janice Braxton, Cleveland Rockers	7.6		2. Teresa Weatherspoon, New York Liberty	6.4
	4. Elena Baranova, Utah Starzz	7.4		2. Suzie McConnell Serio, Cleveland Rockers	6.4
	5. Rebecca Lobo, New York Liberty	7.3		4. Michele Timms, Phoenix Mercury	5.3
				5. Penny Toler, Sparks	4.8

Assists Per Game

2014	1. Diana Taurasi, Phoenix Mercury	5.6
	2. Lindsay Whalen, Minnesota Lynx	5.5
	3. Danielle Robinson, San Antonio Stars	5.3
	4. Skylar Diggins, Tulsa Shock	5.0
	5. Candace Parker, Sparks	4.3
2013	1. Danielle Robinson, San Antonio Silver Stars	6.7
	2. Diana Taurasi, Phoenix Mercury	6.2
	3. Lindsay Whalen, Minnesota Lynx	5.8
	4. Courtney Vandersloot, Chicago Sky	5.6
	5. Lindsey Harding, Sparks	5.2

1997	1. Teresa Weatherspoon, New York Liberty	6.1
	2. Penny Toler, Sparks	5.1
	2. Michele Timms, Phoenix Mercury	5.1
	4. Chantel Tremiere, Sacramento Monarchs	4.8
	5. Cynthia Cooper, Houston Comets	4.7

Blocks Per Game

2014	1. Brittney Griner, Phoenix Mercury	3.79
	2. Sylvia Fowles, Chicago Sky	2.05
	3. Jessica Breland, Chicago Sky	1.81
	4. Erika de Souza, Atlanta Dream	1.48
	5. Candace Parker, Sparks	1.37



YEAR-BY-YEAR (LEAGUE)



2013	1. Brittney Griner, Phoenix Mercury	3.00	2001	1. Margo Dydek, Utah Starzz	3.53
	2. Sylvia Fowles, Chicago Sky	2.44		2. Lisa Leslie, Sparks	2.29
	2. Elizabeth Cambage, Tulsa Shock	2.40		3. Lauren Jackson, Seattle Storm	2.21
	4. Candace Parker, Sparks	1.84		4. Maria Stepanova, Phoenix Mercury	2.00
	5. Elena Delle Donne, Chicago Sky	1.80		5. Vicky Bullett, Washington Mystics	1.81
2012	1. Candace Parker, Sparks	2.30	2000	1. Margo Dydek, Utah Starzz	3.00
	2. Tina Charles, Connecticut Sun	1.42		2. Lisa Leslie, Sparks	2.31
	2. Taj McWilliams-Franklin, Minnesota Lynx	1.39		3. Tangela Smith, Sacramento Monarchs	2.00
	4. Sylvia Fowles, Chicago Sky	1.20		3. Cintia dos Santos, Orlando Miracle	1.97
	5. Angel McCoughtry, Atlanta Dream	1.13		5. Yolanda Griffith, Sacramento Monarchs	1.91
2009	1. Candace Parker, Sparks	2.12	1999	1. Margo Dydek, Utah Starzz	2.41
	2. Lauren Jackson, Seattle Storm	1.73		2. Maria Stepanova, Phoenix Mercury	1.94
	3. Tangela Smith, Phoenix Mercury	1.68		2. Yolanda Griffith, Sacramento Monarchs	1.86
	4. Sandrine Gruda, Connecticut Sun	1.58		4. Lisa Leslie, Sparks	1.53
	5. Tammy Sutton-Brown, Indiana Fever	1.48		5. Sheryl Swoopes, Houston Comets	1.44
2008	1. Lisa Leslie, Sparks	2.94	1998	1. Margo Dydek, Utah Starzz	3.80
	2. Candace Parker, Sparks	2.27		2. Lisa Leslie, Sparks	2.14
	3. Sylvia Fowles, Chicago Sky	2.12		3. Tangela Smith, Sacramento Monarchs	1.64
	4. Tammy Sutton-Brown, Indiana Fever	1.73		4. Vicky Bullett, Charlotte Sting	1.53
	5. LaToya Pringle, Phoenix Mercury	1.52		5. Elena Baranova, Utah Starzz	1.50
2006	1. Margo Dydek, Connecticut Sun	2.50	1997	1. Elena Baranova, Cleveland Rockers	2.25
	2. Tammy Sutton-Brown, Charlotte Sting	1.83		2. Lisa Leslie, Sparks	2.11
	3. Lauren Jackson, Seattle Storm	1.70		3. Vicky Bullett, Charlotte Sting	1.96
	4. Lisa Leslie, Sparks	1.68		4. Rebecca Lobo, New York Liberty	1.82
	5. Ruth Riley, Detroit Shock	1.44		5. Janice Braxton, Cleveland Rockers	1.12
2005	1. Maria Stepanova, Phoenix Mercury	2.53	Steals Per Game		
	2. Margo Dydek, Connecticut Sun	2.29	2005	1. Tamika Catchings, Indiana Fever	2.65
	3. Vanessa Hayden, Minnesota Lynx	2.19		2. Sheryl Swoopes, Houston Comets	2.00
	4. Lisa Leslie, Sparks	2.09		3. Lisa Leslie, Sparks	1.97
	5. Lauren Jackson, Seattle Storm	1.97		4. Tully Bevilaqua, Indiana Fever	1.94
2004	1. Lisa Leslie, Sparks	2.88		5. Nykesha Sales, Connecticut Sun	1.79
	2. Tammy Sutton-Brown, Charlotte Sting	2.09			
	3. Lauren Jackson, Seattle Storm	2.00			
	4. Elena Baranova, New York Liberty	1.71			
	5. Ruth Riley, Detroit Shock	1.56			
2003	1. Margo Dydek, Utah Starzz	2.94			
	2. Lisa Leslie, Sparks	2.74			
	3. Lauren Jackson, Seattle Storm	1.94			
	4. Michelle Snow, Houston Comets	1.82			
	5. Ruth Riley, Detroit Shock	1.71			
2002	1. Margo Dydek, Utah Starzz	3.57			
	2. Lisa Leslie, Sparks	2.90			
	3. Lauren Jackson, Seattle Storm	2.89			
	4. Ruth Riley, Miami Sol	1.58			
	5. Tangela Smith, Sacramento Monarchs	1.44			





AWARDS & HONORS

AWARDS & HONORS

Most Valuable Player

Year	Player	Votes/Points
2013	Candace Parker, Sparks	234
	Maya Moore, Minnesota Lynx	218
	Elena Delle Donne, Chicago Sky	189
	Sylvia Fowles, Chicago Sky	109
	Angel McCoughtry, Atlanta Dream	90
2008	Candace Parker, Sparks	276.79
	Lindsay Whalen, Connecticut Sun	242.08
	Sue Bird, Seattle Storm	218.51
	Sophia Young, San Antonio Silver Stars	169.62
	Diana Taurasi, Phoenix Mercury	148.98
2006	Lisa Leslie, Sparks	508
	Diana Taurasi, Phoenix Mercury	211
	Katie Douglas, Connecticut Sun	208
	Lauren Jackson, Seattle Storm	193
	Tamika Catchings, Indiana Fever	181
2004	Lisa Leslie, Sparks	425
	Lauren Jackson, Seattle Storm	351
	Tina Thompson, Houston Comets	126
	Diana Taurasi, Phoenix Mercury	126
	Tamika Catchings, Indiana Fever	55
2001	Lisa Leslie, Sparks	563
	Tina Thompson, Houston Comets	355
	Yolanda Griffith, Sacramento Monarchs	190
	Katie Smith, Minnesota Lynx	178
	Tari Phillips, New York Liberty	83

Rookie of the Year

2012	Nneka Ogwumike, Sparks	38
	Glory Johnson, Tulsa Shock	2
	Samantha Prahalis, Phoenix Mercury	2

2008	Candace Parker, Sparks	45
	(Unanimous)	

Defensive Player of the Year

2008	Lisa Leslie, Sparks	20
	Katie Smith, Detroit Shock	5
	Alexis Hornbuckle, Detroit Shock	3
	Four tied	2
2004	Lisa Leslie, Sparks	27
	Yolanda Griffith, Sacramento Monarchs	4

Tamika Catchings, Indiana Fever	4
Crystal Robinson, New York Liberty	3
Alana Beard, Washington Mystics	3

Most Improved Player

2012	Kristi Toliver, Sparks	24
	DeWanna Bonner, Phoenix Mercury	7
	Epiphanny Prince, Chicago Sky	6
	Rebekkah Brunson, Minnesota Lynx	2
	Kara Lawson, Connecticut Sun	2

Coach of the Year

2012	Carol Ross, Sparks	15
	Mike Thibault, Connecticut Sun	12
	Cheryl Reeve, Minnesota Lynx	9
	Gary Kloppenburg, Tulsa Shock	3
	Dan Hughes, San Antonio Silver Stars	2
2000	Michael Cooper, Sparks	37
	Dan Hughes, Cleveland Rockers	9

Kim Perrot Sportsmanship

Year	Player
1997	Haixia Zheng, Sparks

All-WNBA First Team

2014	Maya Moore, Minnesota Lynx	F
	Candace Parker, Sparks	F
	Brittney Griner, Phoenix Mercury	C
	Diana Taurasi, Phoenix Mercury	G
	Skylar Diggins, Tulsa Shock	G
2013	Maya Moore, Minnesota Lynx	F
	Candace Parker, Sparks	F
	Sylvia Fowles, Chicago Sky	C
	Diana Taurasi, Phoenix Mercury	G
	Lindsay Whalen, Minnesota Lynx	G
2012	Candace Parker, Sparks	F
	Tamika Catchings, Indiana Fever	F
	Tina Charles, Connecticut Sun	C
	Cappie Pondexter, New York Liberty	G
	Seimone Augustus, Minnesota Lynx	G
2008	Candace Parker, Sparks	F
	Sophia Young, San Antonio Silver Stars	F
	Lisa Leslie, Sparks	C
	Lindsay Whalen, Connecticut Sun	G
	Diana Taurasi, Phoenix Mercury	G/F



AWARDS & HONORS



2008	Candace Parker, Sparks	F	Courtney Vandersloot, Chicago Sky	G
	Sophia Young, San Antonio Silver Stars	F		
	Lisa Leslie, Sparks	C	2014 Angel McCoughtry, Atlanta Dream	F
	Lindsay Whalen, Connecticut Sun	G	Nneka Ogwumike, Sparks	F
	Diana Taurasi, Phoenix Mercury	G/F	Tina Charles, New York Liberty	C
			Lindsay Whalen, Minnesota Lynx	G
2006	Tamika Catchings, Indiana Fever	F	Danielle Robinson, San Antonio Stars	G
	Lauren Jackson, Seattle Storm	F	Seimone Augustus, Minnesota Lynx	G
	Lisa Leslie, Sparks	C		
	Diana Taurasi, Phoenix Mercury	G	2012 Maya Moore, Minnesota Lynx	F
	Katie Douglas, Connecticut Sun	G	Sophia Young, San Antonio Silver Stars	F
			Sylvia Fowles, Chicago Sky	C
2004	Lauren Jackson, Seattle Storm	F	Kristi Toliver, Sparks	G
	Tina Thompson, Houston Comets	F	Lindsay Whalen, Minnesota Lynx	G
	Lisa Leslie, Sparks	C		
	Diana Taurasi, Phoenix Mercury	G	2009 Candace Parker, Sparks	G/F
	Sue Bird, Seattle Storm	G	Sophia Young, San Antonio Silver Stars	F
			Lisa Leslie, Sparks	C
2003	Lauren Jackson, Seattle Storm	F	Katie Douglas, Indiana Fever	G
	Tamika Catchings, Indiana Fever	F	Deanna Nolan, Detroit Shock	G
	Lisa Leslie, Sparks	C		
	Katie Smith, Minnesota Lynx	G	2005 Tamika Catchings, Indiana Fever	F
	Sue Bird, Seattle Storm	G	Taj McWilliams-Franklin, Connecticut Sun	F
			Lisa Leslie, Sparks	C
2002	Sheryl Swoopes, Houston Comets	F	Becky Hammon, New York Liberty	G
	Tamika Catchings, Indiana Fever	F	Diana Taurasi, Phoenix Mercury	G
	Lisa Leslie, Sparks	C		
	Sue Bird, Seattle Storm	G	2004 Tamika Catchings, Indiana Fever	F
	Mwadi Mabika, Sparks	G	Swin Cash, Detroit Shock	F
			Yolanda Griffith, Sacramento Monarchs	C
2001	Katie Smith, Minnesota Lynx	F	Nikki Teasley, Sparks	G
	Natalie Williams, Utah Starzz	F	Nykesha Sales, Connecticut Sun	G
	Lisa Leslie, Sparks	C		
	Janeth Arcain, Houston Comets	G	2003 Sheryl Swoopes, Houston Comets	F
	Merlakia Jones, Cleveland Rockers	G	Swin Cash, Detroit Shock	F
			Cheryl Ford, Detroit Shock	C
2000	Sheryl Swoopes, Houston Comets	F	Nikki Teasley, Sparks	G
	Natalie Williams, Utah Starzz	F	Deanna Nolan, Detroit Shock	G
	Lisa Leslie, Sparks	C		
	Cynthia Cooper, Houston Comets	G	2001 Tina Thompson, Houston Comets	F
	Ticha Penicheiro, Sacramento Monarchs	G	Chamique Holdsclaw, Washington Mystics	F
			Yolanda Griffith, Sacramento Monarchs	C
1997	Eva Nemcova, Cleveland Rockers	F	Ticha Penicheiro, Sacramento Monarchs	G
	Tina Thompson, Houston Comets	F	Tamecka Dixon, Sparks	G
	Lisa Leslie, Sparks	C		
	Cynthia Cooper, Houston Comets	G	1999 Chamique Holdsclaw, Washington Mystics	F
	Ruthie Bolton-Holifield, Sacramento Monarchs	G	Tina Thompson, Houston Comets	F
			Lisa Leslie, Sparks	C
			Teresa Weatherspoon, New York Liberty	G
			Shannon Johnson, Orlando Miracle	G
2015	Candace Parker, Sparks	F		
	Tamika Catchings, Indiana Fever	F	1998 Eva Nemcova, Cleveland Rockers	F
	Brittney Griner, Phoenix Mercury	C	Cindy Brown, Detroit Shock	F
	Epiphanny Prince, New York Liberty	G	Lisa Leslie, Sparks	C

All-WNBA Second Team





AWARDS & HONORS

Teresa Weatherspoon, New York Liberty G
Andrea Stinson, Charlotte Sting G

All-Rookie

2015 Jewell Loyd, Seattle Storm G
Kia Stokes, New York Liberty C
Brittany Boyd, New York Liberty G
Ramu Tokashiki, Seattle Storm F
Natalie Achonwa, Indiana Fever C
Ana Dabovic, Sparks G

2012 Glory Johnson, Tulsa Shock F
Nneka Ogwumike, Sparks F
Tiffany Hayes, Atlanta Dream G
Samantha Prahalis, Phoenix Mercury G
Riquna Williams, Tulsa Shock G

2008 **Candace Parker, Sparks** F
Candice Wiggins, Minnesota Lynx G
Sylvia Fowles, Chicago Sky C
Nicky Anosike, Minnesota Lynx C
Matee Ajavon, Houston Comets G
Amber Holt, Connecticut Sun F

2007 Armintie Price, Chicago Sky G
Sidney Spencer, Sparks G/F
Lindsey Harding, Minnesota Lynx G
Camille Little, San Antonio Silver Stars F
Marta Fernandez, Sparks G

All-Defensive First Team

2015 Brittney Griner, Phoenix Mercury C
Tamika Catchings, Indiana Fever F
Briann January, Indiana Fever G
Angel McCoughtry, Atlanta Dream G
Nneka Ogwumike, Sparks F

2012 **Alana Beard, Sparks** G
Tamika Catchings, Indiana Fever F
Sylvia Fowles, Chicago Sky C
Briann January, Indiana Fever G
Sancho Lyttle, Atlanta Dream F

2008 Tully Bevilaqua, Indiana Fever G
Tamika Catchings, Indiana Fever F
Lisa Leslie, Sparks C
Ticha Penicheiro, Sacramento Monarchs G
Sophia Young, San Antonio Stars F

2006 Tully Bevilaqua, Indiana Fever G
Tamika Catchings, Indiana Fever F
Katie Douglas, Connecticut Sun G
Lisa Leslie, Sparks C
Sheryl Swoopes, Houston Comets F

All-Defensive Second Team

2014 **Alana Beard, Sparks** G
Tamika Catchings, Indiana Fever F
Danielle Robinson, San Antonio Stars G
Sylvia Fowles, Chicago Sky C
Maya Moore, Minnesota Lynx F

2012 Tina Charles, Connecticut Sun C
Armintie Price, Atlanta Dream G
Candace Parker, Sparks F
Danielle Robinson, San Antonio Stars G
Sophia Young, San Antonio Stars F

2009 Alana Beard, Washington Mystics G
Lisa Leslie, Sparks C
Sancho Lyttle, Atlanta Dream F
Angel McCoughtry, Atlanta Dream F
Deanna Nolan, Detroit Shock G

Candace Parker, Sparks G/F

2005 Alana Beard, Washington Mystics G
Lauren Jackson, Seattle Storm F
Lisa Leslie, Sparks C
Taj McWilliams-Franklin, Connecticut Sun F
Deanna Nolan, Detroit Shock G

All-Decade Team

Sue Bird	Seattle Storm
Tamika Catchings	Indiana Fever
Cynthia Cooper	Houston Comets
Yolanda Griffith	Sacramento Monarchs
Lisa Leslie	Sparks
Katie Smith	Minnesota Lynx, Detroit Shock
Dawn Staley	Charlotte Sting, Houston Comets
Sheryl Swoopes	Houston Comets
Tina Thompson	Houston Comets

All-Decade Team (Honorable Mention)

Ruthie Bolton-Holifield	Sacramento Monarchs
Chamique Holdsclaw	Washington Mystics, Sparks
Ticha Penicheiro	Sacramento Monarchs
Diana Taurasi	Phoenix Mercury
Teresa Weatherspoon	New York Liberty, Sparks

Top 15 Players of All Time

Sue Bird	Seattle Storm
Tamika Catchings	Indiana Fever
Cynthia Cooper	Houston Comets
Yolanda Griffith	Sacramento Monarchs, Seattle Storm, Indiana Fever
Becky Hammon	New York Liberty, San Antonio Silver Stars
Lauren Jackson	Seattle Storm
Lisa Leslie	Sparks



AWARDS & HONORS



Ticha Penicheiro

Cappie Pondexter

Katie Smith

Dawn Staley

Sheryl Swoopes Houston

Diana Taurasi

Tina Thompson

Teresa Weatherspoon

Sacramento Monarchs, Sparks

Phoenix Mercury, New York Liberty

Minnesota Lynx, Detroit Shock, Washington Mystics, Seattle Storm

Charlotte Sting, Houston Comets

Comets, Seattle Storm,

Tulsa Shock

Phoenix Mercury

Houston Comets, Sparks

New York Liberty, Sparks

(Western Conference) Player of the Month

Player	#	(Month)
Candace Parker, Sparks	6	(May-July, Sept. 2012, July 2013, August 2015)
Tina Thompson, Sparks	1	(August 2010)
Kristi Toliver, Sparks	1	(August 2012)

Rookie of the Month

Nneka Ogwumike, Sparks	4	(May, July-Sept. 2012)
Candace Parker, Sparks	2	(May, July 2008)

(Western Conference) Player of the Week

Note: Player of the Week was divided into two awards (one per conference) beginning in 2007

Player	#	(Week)
Candace Parker, Sparks	15	(8/28-8/31/08, 8/17-8/23, 9/7-9/13/09, 5/24-5/30/10, 8/15-8/21/11, 5/18-5/27, 6/11-6/17, 6/18-6/24, 7/8-7/15, 9/17-9/23/12, 5/24-6/2, 7/1-7/7, 7/8-7/14/13, 8/17-23/15, 8/31-9/6/15)
Lisa Leslie, Sparks	15	(6/18-6/21/98, 6/19-6/25, 7/3-7/9, 7/17-7/23/00, 6/11-6/17, 7/30-8/5/01, 7/22-7/28/01, 5/22-6/1, 6/9-6/15/02, 9/1-9/5/04, 5/20-5/28, 6/12-6/18, 6/19-6/25, 7/10-7/16/06, 6/9-6/15/08)
Nneka Ogwumike, Sparks	3	(6/4-6/10, 9/10-9/16/12, 6/24-6/29/14, 6/29-7/5/15)
Kristi Toliver, Sparks	3	(8/20-8/26/12, 8/12-8/18/13, 8/11-8/17/14)
Tina Thompson, Sparks	2	(8/9-8/15, 8/16-8/22/10)
Tamecka Dixon, Sparks	1	(8/4-8/10/97)
DeLisha Milton, Sparks	1	(8/11-8/17/03)



2013



2008



2006



2004



2001



WNBA ALL-STAR RESULTS



WNBA ALL-STAR RESULTS (LOS ANGELES SPARKS)



* - Starter, as voted by fans @ - Selected to replace injured starter ^ - Named to team as injury replacement % - Did not play due to injury # - MVP

2015 West 117, East 112 Mohegan Sun Arena (Uncasville, CT)

	MIN	FGM-FGA	FTM-FTA	O-D-REB	AST	PF	ST	TO	PTS
Nneka Ogumike	17	5-8	0-0	1-7-8	1	0	0	1	10
Jantel Lavender^	13	4-8	1-2	4-8-12	2	0	0	3	9

2014 East 125, West 124 US Airways Center (Phoenix, AZ)

	MIN	FGM-FGA	FTM-FTA	O-D-REB	AST	PF	ST	TO	PTS
Candace Parker*	20	3-6	1-2	3-3 6	4	0	1	3	8
Nneka Ogumike	21	4-9	0-1	4-7 11	6	0	0	1	8

2013 West 102, East 98 Mohegan Sun Arena (Uncasville, CT)

	MIN	FGM-FGA	FTM-FTA	O-D-REB	AST	PF	ST	TO	PTS
Candace Parker**	27	10-13	3-3	3-8 11	3	1	1	2	23
Nneka Ogumike	19	3-7	0-0	0-4 4	1	0	1	0	6
Kristi Toliver	22	8-13	2-2	0-1 1	2	1	1	1	21

2011 East 118, West 113 AT&T Center (San Antonio, TX)

	MIN	FGM-FGA	FTM-FTA	O-D-REB	AST	PF	ST	TO	PTS
Candace Parker**%	--	--	--	--	--	--	--	--	--

2009 West 130, East 118 Mohegan Sun Arena (Uncasville, CT)

	MIN	FGM-FGA	FTM-FTA	O-D-REB	AST	PF	ST	TO	PTS
Lisa Leslie*%	--	--	--	--	--	--	--	--	--
Tina Thompson 17	2-7	0-0	2-3 5	1	3	1	2	4	

2007 East 103, West 99 Verizon Center (Washington, DC)

	MIN	FGM-FGA	FTM-FTA	O-D-REB	AST	PF	ST	TO	PTS
Taj McWilliams-Franklin	20	5-13	0-2	5-4 9	1	1	0	1	11

2006 East 98, West 82 Madison Square Garden (New York, NY)

	MIN	FGM-FGA	FTM-FTA	O-D-REB	AST	PF	ST	TO	PTS
Lisa Leslie	15	3-10	3-6	2-5 7	1	3	0	1	9

2005 West 122, East 99 Mohegan Sun Arena (Uncasville, CT)

	MIN	FGM-FGA	FTM-FTA	O-D-REB	AST	PF	ST	TO	PTS
Chamique Holdsclaw	16	4-12	6-6	4-2 6	1	1	0	1	14
Lisa Leslie	20	2-8	5-7	1-3 4	1	2	0	1	9

WNBA ALL-STAR RESULTS





WNBA ALL-STAR RESULTS

2003

West 84, East 75

Madison Square Garden (New York, NY)

West Head Coach: Michael Cooper

	MIN	FGM-FGA	FTM-FTA	O-D-REB	AST	PF	ST	TO	PTS
Lisa Leslie*	16	7-10	2-2	1-2 3	0	2	1	2	17
Tamecka Dixon@	13	0-2	0-0	1-2 3	1	0	0	2	0
Nikki Teasley^# 24	2-6	4-4	0-6 6	6	0	5	0	10	

2002

West 81, East 76

MCI Center (Washington, DC)

West Head Coach: Michael Cooper

	MIN	FGM-FGA	FTM-FTA	O-D-REB	AST	PF	ST	TO	PTS
Lisa Leslie*#	28	6-13	6-10	3-11 14	0	2	1	4	18
Tamecka Dixon	13	2-6	0-0	0-1 1	0	0	0	2	5
Mwadi Mabika	16	1-5	0-0	1-5 6	1	1	0	1	2

2001

West 80, East 72

TD Waterhouse Centre (Orlando, FL)

	MIN	FGM-FGA	FTM-FTA	O-D-REB	AST	PF	ST	TO	PTS
Tamecka Dixon	20	4-7	0-0	0-2 2	4	0	0	1	8
Lisa Leslie#	23	8-14	3-4	3-6 9	1	4	1	3	20

2000

West 73, East 61

America West Arena (Phoenix, AZ)

	MIN	FGM-FGA	FTM-FTA	O-D-REB	AST	PF	ST	TO	PTS
Lisa Leslie*	21	8-15	0-0	4-2 6	0	0	0	0	16
Mwadi Mabika	16	3-7	2-2	0-1 1	2	1	1	1	10
DeLisha Milton	21	2-2	0-0	3-1 4	3	0	0	0	4

1999

West 79, East 61

Madison Square Garden (New York, NY)

	MIN	FGM-FGA	FTM-FTA	O-D-REB	AST	PF	ST	TO	PTS
Lisa Leslie*#	17	5-11	3-4	3-2 5	1	2	1	0	13



WNBA ALL-STAR RESULTS



WNBA ALL-STAR RESULTS (LOS ANGELES SPARKS)

All-Time Selections

Lisa Leslie	8 (1999-2003, 05, 06, 09)
Candace Parker	3 (2011, 13,14)
Tamecka Dixon	3 (2001-03)
Nneka Ogumike	3 (2013, 14, 15)
Mwadi Mabika	2 (2000, 02)
Jantel Lavender	1 (2015)
Kristi Toliver	1 (2013)
Tina Thompson	1 (2009)
Taj McWilliams-Franklin	1 (2007)
Chamique Holdscaw	1 (2005)
Nikki Teasley	1 (2003)
DeLisha Milton	1 (2000)

All-Time Starters

Lisa Leslie	5 (1999, 2000, 02, 03, 09)
Candace Parker	3 (2011, 13, 14)

Game MVP Awards

Lisa Leslie	3 (1999, 2001, 02)
Candace Parker	1 (2013)
Nikki Teasley	1 (2003)

Records (Single-Game)

MIN	28	Lisa Leslie (2002)
FGM	10	Candace Parker (2013)
FGA	15	Lisa Leslie (2000)
FTM	6	Twice
FTA	10	Lisa Leslie (2002)
OREB	5	Taj McWilliams-Franklin (2007)
DREB	11	Lisa Leslie (2002)
REB	14	Lisa Leslie (2002)
AST	6	Twice
PF	4	Lisa Leslie (2001)
ST	5	Nikki Teasley (2003)
TO	4	Lisa Leslie (2002)
PTS	23	Candace Parker (2013)

Records (All-Time)

MIN	140	Lisa Leslie (1999-2003, 05, 06)
FGM	39	Lisa Leslie (1999-2003, 05, 06)
FGA	81	Lisa Leslie (1999-2003, 06, 06)
FTM	22	Lisa Leslie (1999, 2001-03, 05, 06)
FTA	33	Lisa Leslie (1999, 2001-03, 05, 06)
OREB	17	Lisa Leslie (1999-2003, 05,06)
DREB	31	Lisa Leslie (1999-2003, 05,06)
REB	48	Lisa Leslie (1999-2003, 05,06)
AST	7	Candace Parker (2013, 14)
PF	15	Lisa Leslie (1999, 2001-03, 05, 06)
ST	5	Nikki Teasley (2003)
TO	11	Lisa Leslie (2001-03, 05, 06)
PTS	102	Lisa Leslie (1999-2003, 05, 06)



STAPLES CENTER

(2001-present)

Year	Average	High	Low	Sellouts	Total for Year	WNBA Average
2015	8,835	19,076	4,344	0	150,211	7,318
2014	8,288	10,138	5,317	0	140,901	7,578
2013	9,869	12,651	6,110	0	167,773	7,531
2012	10,089	12,639	8,312	0	171,511	7,452
2011	10,316	14,266	7,522	0	175,366	7,954
2010	9,468	14,413	6,026	0	160,951	7,834
2009	10,387	13,865	8,263	0	176,587	8,039
2008	9,429	13,142	7,245	0	161,369	7,948
2007	8,695	13,092	6,748	0	147,810	7,742
2006	8,312	12,289	6,670	0	141,312	7,476
2005	8,839	17,769	7,246	0	143,211	8,172
2004	10,369	18,997	8,368	0	176,269	8,613
2003	9,290	11,320	6,710	0	157,934	8,800
2002	11,651	18,542	7,487	0	186,410	9,228
2001	9,278	11,819	6,591	0	148,446	9,075



GREAT WESTERN FORUM

(1997-2000)

Year	Average	High	Low	Sellouts	Total for Year	WNBA Average
2000	6,563	11,378	4,416	0	105,005	9,074
1999	7,625	13,116	5,436	0	122,000	10,207
1998	7,653	11,191	4,851	0	114,801	10,869
1997	8,937	14,457	5,987	0	125,114	9,669





RECORD BOOK

2016 LOS ANGELES SPARKS MEDIA GUIDE
CELEBRATING THE 20TH ANNIVERSARY OF THE WNBA



WNBA TEAM INDEX (REGULAR SEASON)

* - Defunct franchise

Years

Los Angeles Sparks	19
New York Liberty	19
Phoenix Mercury	19
Utah Starzz/San Antonio Silver Stars/	
San Antonio Stars	19
Detroit Shock/Tulsa Shock*	18
Washington Mystics	18
Orlando Miracle/Connecticut Sun	17
Minnesota Lynx	17
Indiana Fever	16
Seattle Storm	16
Sacramento Monarchs*	13
Houston Comets*	12
Charlotte Sting*	10
Chicago Sky	10
Atlanta Dream	8
Cleveland Rockers*	7
Miami Sol*	3
Portland Fire*	3
Dallas Wings	0

Games

Los Angeles Sparks	628
New York Liberty	628
Phoenix Mercury	628
Utah Starzz/San Antonio Silver Stars/	
San Antonio Stars	628
Detroit Shock/Tulsa Shock*	600
Washington Mystics	600
Orlando Miracle/Connecticut Sun	570
Minnesota Lynx	570
Indiana Fever	538
Seattle Storm	538
Sacramento Monarchs*	424
Houston Comets*	390
Chicago Sky	340
Charlotte Sting*	322
Atlanta Dream	272
Cleveland Rockers*	220
Miami Sol*	96
Portland Fire*	96
Dallas Wings	0

Wins

Los Angeles Sparks	375
New York Liberty	328

Phoenix Mercury	324
Orlando Miracle/Connecticut Sun	304
Minnesota Lynx	292
Indiana Fever	284
Utah Starzz/San Antonio Silver Stars/	
San Antonio Stars	276
Seattle Storm	272
Detroit Shock/Tulsa Shock*	269
Washington Mystics	242
Houston Comets*	241
Sacramento Monarchs*	224
Chicago Sky	149
Charlotte Sting*	143
Atlanta Dream	131
Cleveland Rockers*	108
Miami Sol*	48
Portland Fire*	37
Dallas Wings	0

Losses

Washington Mystics	358
Utah Starzz/San Antonio Silver Stars/	
San Antonio Stars	352
Detroit Shock/Tulsa Shock*	331
Phoenix Mercury	304
New York Liberty	300
Minnesota Lynx	278
Orlando Miracle/Connecticut Sun	266
Seattle Storm	266
Los Angeles Sparks	256
Indiana Fever	254
Sacramento Monarchs*	200
Chicago Sky	191
Charlotte Sting*	179
Houston Comets*	149
Atlanta Dream	141
Cleveland Rockers*	112
Portland Fire*	59
Miami Sol*	48
Dallas Wings	0

Win Percentage

Houston Comets*	.618
Los Angeles Sparks	.597
Orlando Miracle/Connecticut Sun	.533
Sacramento Monarchs*	.528



WNBA TEAM INDEX (REG. SEASON)



Indiana Fever	.528
New York Liberty	.522
Phoenix Mercury	.516
Minnesota Lynx	.512
Seattle Storm	.506
Miami Sol*	.500
Cleveland Rockers*	.491
Atlanta Dream	.482
Detroit Shock/Tulsa Shock*	.448
Charlotte Sting*	.444
Utah Starzz/San Antonio Silver Stars/ San Antonio Stars	.439
Chicago Sky	.438
Washington Mystics	.403
Portland Fire*	.385
Dallas Wings	.000



presented by



Equal Trust



TEAM RECORDS (REG. SEASON)

TEAM RECORDS (REG. SEASON)

TEAM OFFENSE

Scoring

Highest average, points per game, season

84.0 2012 (2857/34)
81.9 2013 (2786/34)

Lowest average, points per game, season

68.4 2005 (2326/34)
71.6 1998 (2148/30)

Most points, game

105 vs. San Antonio, June 25, 2006
102 vs. Utah, June 28, 1999
vs. Utah, July 7, 2002
at Chicago, June 6, 2014

Fewest points, game

47 vs. Seattle, July 10, 2007
51 at Sacramento, June 3, 2004
at Connecticut, August 9, 2005
at Houston, August 27, 2005

Largest margin of victory, game

36 vs. San Antonio, June 15, 2013 (84-48)
34 vs. Phoenix, September 15, 2013 (89-55)

Largest margin of defeat, game

43 at Minnesota, May 31, 2006 (71-114)
36 at Seattle, August 6, 2003 (56-92)

By Half

Most points, first half

61 at Chicago, June 6, 2014
60 vs. Minnesota, July 2, 2013
vs. New York, July 4, 2013

Fewest points, first half

16 at San Antonio, August 9, 2003
at Houston, August 27, 2005
at Detroit, June 8, 2009
17 at Washington, August 14, 1999

Largest lead at halftime

26 vs. Minnesota, August 21, 2003 (50-24)
vs. Sacramento, June 11, 2005 (47-21)
vs. Minnesota, June 21, 2013 (50-24)
25 vs. Phoenix, July 21, 1999 (50-25)

Largest deficit at halftime overcome to win game

17 at San Antonio, June 26, 2003 (trailed 24-41; won 67-58)
13 at Minnesota, July 1, 1999 (trailed 28-41; won 81-77 in 2 OT)
at Sacramento, June 14, 2008 (trailed 31-44; won 74-66)
at Tulsa, August 21, 2011 (trailed 32-45; won 73-67)

Most points, second half

59 vs. Minnesota, August 20, 2010
58 at Tulsa, August 2, 2013

Fewest points, second half

18 at Sacramento, June 3, 2004
19 vs. Houston, August 1, 1997

Overtime

Most points, overtime period

19 vs. Minnesota, July 8, 2001
15 at Detroit, June 26, 2001
at Sacramento, June 15, 2002
at Washington, August 23, 2011

Fewest points, overtime period

0 vs. Washington, June 26, 2008
2 at Detroit, June 17, 2003
at San Antonio, June 24, 2011
at San Antonio, June 16, 2012

Largest margin of victory, overtime period

9 at Detroit, June 26, 2001 (98-89)
8 at Seattle, August 8, 2000 (60-52)
vs. Sacramento, June 22, 2007 (96-88)
vs. Houston, July 9, 2008 (82-74)
at Minnesota, July 27, 2008 (92-84)

Field Goal Percentage

Highest field-goal percentage, season

.475 2013 (1078/2271)
.458 2012 (1059/2312)



TEAM RECORDS (REG. SEASON)



Lowest field-goal percentage, season

.408 2007 (940/2305)
.416 1998 (797/1914)

Highest free-throw percentage, game

1.000 Many times. Most recent:
vs. New York, July 22, 2015 (12/12)

Lowest free-throw percentage, game

.250 vs. Minnesota, June 16, 2015 (1/4)
.375 at Houston, June 21, 2001 (3/8)
vs. Chicago, June 9, 2006 (3/8)

Three-Point Field Goal Percentage

Highest three-point percentage, season

.396 2011 (237/598)
.379 2004 (157/414)

Lowest three-point percentage, season

.269 1997 (65/242)
.294 2006 (111/377)

Three-Point Field Goals

Most three-point field goals per game, season

7.0 2011 (237/34)
6.1 2002 (194/32)

Fewest three-point field goals per game, season

2.3 1997 (65/28)
2.6 2014 (89/34)

Most three-point field goals, game

15 at Connecticut, July 24, 2010
13 vs. Phoenix, June 10, 2011

Fewest three-point field goals, game

0 12 Times

Three-Point Field Attempts

Most three-point field goals per game, season

Most three-point field goal attempts per game, season
17.59 2011 (598/34)
17.56 2010 (597/34)

Fewest three-point field goal attempts per game, season

8.3 2014 (282/34)
8.6 1997 (242/28)

Free Throws Made

Most free throws made per game, season

17.0 2000 (545/32)
16.0 2012 (545/34)

Fewest free throws made per game, season

12.9 2015 (440/34)
2011 (440/34)

Most free throws made, game

40 vs. Washington, August 3, 1998
35 vs. Washington, September 3, 2015

Fewest free throws made, game

1 vs. Minnesota, June 16, 2015
at Phoenix, July 29, 2014

Free Throw Attempts

Most free throw attempts per game, season

22.1 1997 (620/28)
21.7 2000 (693/32)

Fewest free throw attempts per game, season

15.9 2015 (540/34)
16.2 2009 (550/34)

Most free throw attempts, game

51 vs. Washington, August 3, 1998
42 vs. Houston, June 20, 2000
vs. Utah, August 4, 2002

Fewest free throw attempts, game

1 vs. Minnesota, June 16, 2015
2 at Phoenix, July 29, 2014

Rebounds

Most rebounds per game, season

37.7 2008 (1282/34)
36.9 2012 (1254/34)

Fewest rebounds per game, season

29.5 2005 (1004/34)
30.8 2010 (1048/34)

Most rebounds, game

55 at Phoenix, July 10, 2012
52 at Chicago, May 22, 2007

Fewest rebounds, game

17 at Utah, August 21, 1999
vs. Tulsa, August 5, 2014
19 at Detroit, August 2, 2000

Offensive Rebounds

Most offensive rebounds per game, season

11.4 2008 (386/34)
11.2 2012 (382/34)





TEAM RECORDS (REG. SEASON)

Fewest offensive rebounds per game, season

7.1 2015 (240/34)

7.7 2010 (260/34)

Most offensive rebounds, game

23 at Indiana, July 12, 2012

22 at Phoenix, June 19, 2009

at Phoenix, July 10, 2012

Fewest offensive rebounds, game

1 at Indiana, July 22, 2006

2 at Minnesota, July 29, 2015

Defensive Rebounds

Most defensive rebounds per game, season

26.4 2008 (896/34)

26.0 2009 (883/34)

Fewest defensive rebounds per game, season

20.1 2005 (683/34)

22.7 1999 (725/32)

Most defensive rebounds, game

38 at Sacramento, July 27, 1997

37 vs. Portland, July 24, 2002

at Indiana, May 29, 2008 (2 ot)

at Minnesota, July 27, 2010

at San Antonio, June 24, 2011 (ot)

Fewest defensive rebounds, game

12 at Utah, August 21, 1999

at Sacramento, July 29, 2005

at Washington, August 1, 2006

vs. Minnesota, June 17, 2014

Assists

Most assists per game, season

18.8 2013 (639/34)

18.6 2001 (596/32)

2014 (631/34)

Fewest assists per game, season

15.7 1998 (472/30)

16.2 2005 (551/34)

Most assists, game

31 at Chicago, June 6, 2014

29 vs. Indiana, August 6, 2001

vs. New York, July 4, 2013

Fewest assists, game

6 at New York, August 5, 1997

at San Antonio, August 9, 2003

7 at Detroit, July 25, 1998

at Seattle, August 6, 2003

at Sacramento, June 4, 2005

Personal Fouls

Most personal fouls per game, season

22.5 1998 (675/30)

22.0 2000 (705/32)

Fewest personal fouls per game, season

16.8 2010 (571/34)

16.9 2011 (575/34)

Most personal fouls, game

36 at Utah, June 23, 1997

35 at Portland, June 17, 2000

Fewest personal fouls, game

9 vs. Chicago, June 9, 2006

vs. San Antonio, September 6, 2011

10 vs. Indiana, August 6, 2001

vs. Minnesota, August 20, 2010

vs. New York, August 25, 2012

vs. Seattle, August 15, 2014

Disqualifications

Most disqualifications per game, season

0.56 2002 (18/32)

0.41 2000 (13/32)

Fewest disqualifications per game, season

0.06 2011 (2/34)

0.09 2013 (3/34)

2014 (3/34)

Most disqualifications, game

3 at Seattle, June 13, 2000 (ot)

at New York, June 3, 2006 (ot)

at San Antonio, June 16, 2012 (ot)

Steals

Most steals per game, season

9.3 1997 (259/28)

9.1 2014 (308/34)

Fewest steals per game, season

5.8 2015 (197/34)

6.4 2009 (217/34)

Most steals, game

22 at Washington, June 1, 2014 (3 ot)

20 at Cleveland, July 3, 1997



TEAM RECORDS (REG. SEASON)



Fewest steals, game

- 1 vs Seattle, August 11, 2015
vs Minnesota, June 16, 2015
vs. New York, June 19, 1998
- 2 Many times

Blocked Shots

Most blocked shots per game, season

- 6.4 2008 (216/34)
5.3 2012 (179/34)

Fewest blocked shots per game, season

- 3.2 2007 (107/34)
3.4 2011 (115/34)
2014 (116/34)

Most blocked shots, game

- 15 vs. Sacramento, August 28, 2008
14 at San Antonio, August 23, 2015

Fewest blocked shots, game

- 0 Many times, most recent:
vs. Seattle, June 14, 2015
- 1 Many times

Turnovers

Most turnovers per game, season

- 18.9 1997 (528/28)
17.9 2008 (608/34)

Fewest turnovers per game, season

- 13.7 2001 (438/32)
13.8 2003 (470/34)

Most turnovers, game

- 28 at Sacramento, June 3, 2004
vs. Tulsa, May 29, 2012
- 27 vs. Portland, July 24, 2002
at Sacramento, July 10, 2008
at Seattle, July 22, 2009 (3 ot)

Fewest turnovers, game

- 4 at Chicago, July 16, 2010
6 vs. New York, August 25, 2012

Most points allowed per game, season

- 81.2 2010 (2761/34)
80.3 2011 (2731/34)

Fewest points allowed, game

- 47 vs. Sacramento, June 21, 2009
- 48 at Phoenix, June 21, 2003
vs. Seattle, September 14, 2008
vs. San Antonio, June 15, 2013

Fewest points allowed, first half

- 16 at Washington, August 14, 1999
18 vs. Houston, July 16, 1997
vs. Seattle, September 14, 2008

Fewest points allowed, second half

- 17 at San Antonio, June 26, 2003
19 at Minnesota, August 6, 1999
at Phoenix, June 21, 2003

Fewest points allowed, overtime period

- 0 at Minnesota, July 27, 2008
2 at Seattle, August 8, 2000
at Sacramento, July 29, 2004

Field Goal Percentage

Lowest opponents' field-goal percentage, season

- .384 2008 (888/2310)
.389 2004 (815/2095)

Highest opponents' field-goal percentage, season

- .450 2014 (1006/2238)
.447 2011 (1042/2332)

Lowest opponents' field goal percentage, game

- .237 at Seattle, May 21, 2005 (18/76)
.258 vs. New York, July 22, 2015 (17/66)
vs. Sacramento, June 21, 2009 (17/66)

Turnovers

Most opponents' turnovers per game, season

- 18.0 1997 (505/28)
16.4 2006 (556/34)

Fewest opponents' turnovers per game, season

- 13.6 2009 (463/34)
13.7 2011 (464/34)

Most opponents' turnovers, game

- 30 vs. Utah, June 28, 1999
29 at Washington, June 1, 2014 (3 ot)

TEAM DEFENSE

Points

Fewest points allowed per game, season

- 67.7 2001 (2166/32)
67.8 2000 (2169/32)





TEAM RECORDS (REG. SEASON)

TEAM MISCELLANEOUS

Most consecutive games won, one season

18 June 26-August 11, 2001

Most consecutive games lost, one season

7 June 6-June 28, 2015

June 29-July 17, 2007

5 June 21-July 2, 1998

August 3-11, 2007

June 24-July 9, 2011

Highest winning percentage, home games, season

1.000 2001 (16-0)

.941 2012 (16-1)

Lowest winning percentage, home games, season

.294 2007 (5-12)

.412 2014 (7-10)

Most consecutive home games won

28 July 14, 2000-June 27, 2002

19 July 5, 2012-July 17, 2013

Most consecutive home games lost

8 June 29-August 9, 2007

5 July 1-July 24, 2014

Highest winning percentage, road games, season

.813 2000 (13-3)

2002 (13-3)

.765 2003 (13-4)

Lowest winning percentage, road games, season

.267 1998 (4-11)

.294 2007, 2010, 2011, **2015** (5-12)

Most consecutive road games won

12 June 17-August 8, 2000

11 July 20, 2002-June 14, 2003

Most consecutive road games lost

8 June 6-July 29, 2015

7 June 14-July 27, 1998

May 15-June 27, 2010

August 21, 2010-July 9, 2011

Overtime Games

Most overtime games, season

7 2008

5 2004

Most consecutive overtime games, season

2 June 29-July 2, 2004

Most overtime games won, season

4 2004, 2008

2 Many times

Most overtime games won, no losses, season

2 1999, 2013

1 1998, 2010

Most consecutive overtime games won

3 July 15, 1998-July 24, 1999

August 8, 2000-July 8, 2001

June 15, 2002-May 30, 2003

June 29-July 29, 2004

August 6, 2009-July 20, 2010

Most overtime games lost, season

3 2008

2 1997, 2007, 2011, 2015

Most overtime games lost, no wins, season

2 2015

1 2006, 2012

Most consecutive overtime games lost

3 July 1, 2007-May 29, 2008

2 June 26-July 5, 2015

August 13, 2001-June 1, 2002

June 24-July 17, 2011

Most overtime periods, game

3 at Seattle, July 22, 2009

at Washington, June 1, 2014

2 Many times, most recent:

vs. Phoenix, July 5, 2015





INDIVIDUAL RECORDS (REG. SEASON)

Seasons

Most Seasons

12	Lisa Leslie
11	Mwadi Mabika DeLisha Milton-Jones
9	Tamecka Dixon

Games

Most games, career

363	Lisa Leslie
344	DeLisha Milton-Jones
319	Mwadi Mabika

Most consecutive games, career

154	DeLisha Milton-Jones, June 10, 1999-August 2, 2003
140	Jantel Lavender, September 3, 2011-present
132	DeLisha Milton-Jones, June 19, 2009-September 20, 2012

Most games, season

34	By many
----	---------

Minutes

Most minutes, career

11,634	Lisa Leslie
10,385	DeLisha Milton-Jones
8,604	Mwadi Mabika

Highest average, minutes per game, career (Minimum 100 games)

32.1	Candace Parker (6263/195)
32.0	Lisa Leslie (11634/363)
31.3	Nikki Teasley (3727/119)

Most minutes, season

1,189	Nikki Teasley, 2003
1,183	Chamique Holdsclaw, 2005
1,182	Tina Thompson, 2009

Highest average, minutes per game, season

35.8	Chamique Holdsclaw, 2005 (1183/33)
35.03	DeLisha Milton-Jones, 2003 (1086/31)
34.97	Nikki Teasley, 2003 (1189/34)

Most minutes, game

52	Tina Thompson, at Seattle, July 22, 2009 (3 ot) Lindsey Harding, at Washington, June 1, 2014 (3 ot)
----	--

50	Nikki Teasley, vs. Phoenix, July 15, 2003 (2 ot)
48	Lisa Leslie, at Sacramento, July 29, 2004 (2 ot) Candace Parker, at Seattle, July 22, 2009 (3 ot) Candace Parker, at Washington, June 1, 2014 (3 ot)

Scoring

Most points, lifetime

6,263	Lisa Leslie
4,018	DeLisha Milton-Jones
3,480	Mwadi Mabika
3,480	Candace Parker

Highest average, points per game, career (Minimum 100 games)

17.8	Candace Parker (3480/195)
17.3	Lisa Leslie (6263/363)
15.1	Nneka Ogwumike (1857/123)

Most points, season

680	Lisa Leslie, 2006
610	Candace Parker, 2008
606	Lisa Leslie, 2001

Highest average, points per game, season

20.0	Lisa Leslie, 2006 (680/34)
19.6	Lisa Leslie, 1998 (549/28)
19.5	Lisa Leslie, 2001 (606/31)

Most points, game

43	Kristi Toliver, vs. Tulsa Shock, July 3, 2015
41	Lisa Leslie, vs. San Antonio, June 25, 2006
40	Candace Parker, vs. Houston, July 9, 2008 (ot)
38	DeLisha Milton-Jones, at Phoenix, July 17, 2008

Most games, 30 or more points, career

14	Lisa Leslie
13	Candace Parker
2	Kristi Toliver Nneka Ogwumike Tina Thompson

Most games, 20 or more points, career

126	Lisa Leslie
73	Candace Parker
39	Mwadi Mabika





INDIV. RECORDS (REG. SEASON)

Most consecutive games, 20 or more points

- 6 Lisa Leslie, July 28-August 8, 2001
Lisa Leslie, September 1-14, 2004
- 5 Candace Parker, May 28-June 8, 2010
Kristi Toliver, August 18-30, 2012
Nneka Ogumwumike, June 22-July 3, 2014
- 4 Candace Parker, August 11-23, 2015
Lisa Leslie, July 15-23, 2000
Mwadi Mabika, July 15-22, 2003
Tina Thompson, August 14-21, 2010
Nneka Ogumwumike, July 23-July 28, 2014

Most consecutive games, 10 or more points

- 54 Lisa Leslie, June 17, 2000-August 8, 2001
- 40 Lisa Leslie, August 16, 1997-June 24, 1999
- 32 Candace Parker, May 17-September 11, 2008
Candace Parker, August 25, 2013-July 29, 2014

Field Goal Percentage

Highest field goal percentage, career (Minimum 400 field goals)

- .536 Nneka Ogumwumike (721/1344)
- .517 Jantel Lavender (665/1287)
- .492 Candace Parker (1327/6263)

Highest field goal percentage, season (qualifiers)

- .618 Haixia Zheng, 1997 (110/178)
- .602 Latasha Byears, 2001 (133/221)
- .566 Nneka Ogumwumike, 2013 (192/339)

Highest field goal percentage, game (Minimum 8 field goals made)

- 1.000 Lisa Leslie, at Seattle, July 31, 2005 (8/8)
- .909 Haixia Zheng, vs. Sacramento, August 22, 1997 (10/11)
Ebony Hoffman, at Minnesota, July 26, 2011 (10/11)
- .900 Lisa Leslie, vs. Seattle, August 4, 2001 (9/10)

Most field goals, none missed, game

- 8 Lisa Leslie, at Seattle, July 31, 2005
- 7 Nneka Ogumwumike, at Connecticut, June 13, 2012
- 6 Latasha Byears, at Phoenix, June 28, 2002
Christi Thomas, vs. Washington, August 9, 2007
Vanessa Hayden, vs. Detroit, June 6, 2009
Jantel Lavender, vs. New York, July 4, 2013

Most field goal attempts, none made, game

- 12 Kristi Toliver, vs. San Antonio, July 18, 2011
- 8 Sherill Baker, vs. Minnesota, August 12, 2007
- 7 By many

Field Goals

Most field goals, career

- 2,332 Lisa Leslie
- 1,509 DeLisha Milton-Jones
- 1,224 Mwadi Mabika

Most field goals, season

- 257 Lisa Leslie, 2006
- 231 Candace Parker, 2008
- 228 Candace Parker, 2012

Most field goals, game

- 16 Lisa Leslie, vs. San Antonio, June 25, 2006
- 15 Candace Parker, vs. Houston, July 9, 2008 (ot)
- 14 Lisa Leslie, vs. Seattle, August 1, 2002
Lisa Leslie, at Seattle, July 30, 2006
Tina Thompson, vs. Phoenix, August 17, 2010
Candace Parker, vs. Tulsa, June 20, 2012
Candace Parker, at Tulsa, July 11, 2013

Field Goal Attempts

Most field goal attempts, career

- 4,961 Lisa Leslie
- 3,290 DeLisha Milton-Jones
- 3,159 Mwadi Mabika

Most field goal attempts, season

- 503 Lisa Leslie, 2006
- 474 Candace Parker, 2012
- 467 Lisa Leslie, 2001

Most field goal attempts, game

- 28 Mwadi Mabika, vs. Phoenix, July 15, 2003 (2 ot)
Mwadi Mabika, at Sacramento, July 29, 2004 (2 ot)
Candace Parker, at Washington, June 1, 2014 (3 ot)
- 25 Candace Parker, at Phoenix, September 3, 2011
- 24 Lisa Leslie, vs. San Antonio, August 23, 2003
Lisa Leslie, at Seattle, July 30, 2006
Lisa Leslie, vs. Minnesota, August 13, 2006
Tina Thompson, at Minnesota, July 28, 2009

Three-Point Field Goal Percentage

Highest three-point field goal percentage, career (Minimum 100 three-point field goals)

- .396 Kristi Toliver (295/745)
- .395 Nikki Teasley (207/524)
- .353 Tina Thompson (152/430)



INDIV. RECORDS (REG. SEASON)



Highest three-point field goal percentage, season (qualifiers)

.462	Ukari Figgs, 2001 (54/117)
.449	Doneeka Hodges, 2005 (31/69)
.444	Jenna O'Hea, 2011 (28/63)

Most three-point field goals, none missed, game

6	Kristi Toliver, vs. Minnesota, July 5, 2012
5	Nikki Teasley, at Houston, June 24, 2003
4	Nina Bjedov, at Utah, August 5, 1999
	Lisa Leslie, at Seattle, June 16, 2001

Most three-point field goal attempts, none made, game

7	Kristi Toliver, vs. Connecticut, August 3, 2011
6	Lisa Leslie, at Utah, August 13, 2001 (ot)
	Sidney Spencer, at Sacramento, July 24, 2007
	Tina Thompson, at Washington, July 11, 2009
	Tina Thompson, vs. San Antonio, August 4, 2009
	Kristi Toliver, vs. Tulsa, August 25, 2013 (2 ot)
5	By many

Three Point Field Goals

Most three-point field goals, career

398	Mwadi Mabika
295	Kristi Toliver
207	Nikki Teasley

Most three-point field goals, season

70	Nikki Teasley, 2003
68	Nikki Teasley, 2004
64	Mwadi Mabika, 2002
	Kristi Toliver, 2012

Most three-point field goals, game

7	Mwadi Mabika, vs. Sacramento, June 18, 2006
	Kristi Toliver, vs. Tulsa, July 3, 2015
6	Nikki Teasley, vs. Detroit, September 9, 2004
	Sidney Spencer, at Phoenix, July 20, 2007
	Kristi Toliver, at Phoenix, September 3, 2011
	Kristi Toliver, vs. Minnesota, July 5, 2012
	Kristi Toliver, vs. San Antonio, August 23, 2012
5	By many

Most consecutive games, three-point field goals made

33	Nikki Teasley, June 5, 2004-May 31, 2005
16	Mwadi Mabika, June 11-July 14, 2000
	Mwadi Mabika, June 8-July 20, 2002
15	Mwadi Mabika, July 20, 2000-June 5, 2001
	Ukari Figgs, July 8-August 13, 2001

Three-Point Field Goal Attempts

Most three-point field goal attempts, career

1,209	Mwadi Mabika
745	Kristi Toliver
597	DeLisha Milton-Jones

Most three-point field goal attempts, season

175	Mwadi Mabika, 2002
165	Nikki Teasley, 2003
	Nikki Teasley, 2004
162	Tina Thompson, 2010

Most three-point field goal attempts, game

12	Kristi Toliver, vs. Tulsa, July 3, 2015
11	Mwadi Mabika, at Minnesota, July 1, 1999 (2 ot)
	Sophia Witherspoon, vs. Orlando, July 22, 2002
	Mwadi Mabika, vs. Miami, July 30, 2002
	Mwadi Mabika, vs. Houston, August 8, 2002
	Kristi Toliver, vs. Atlanta, August 8, 2014
10	By many

Free Throw Percentage

Highest free-throw percentage, career (Minimum 200 FT)

.873	Kristi Toliver (407/466)
.861	Tina Thompson (235/273)
.822	Chamique Holdsclaw (217/264)

Highest free-throw percentage, season (qualifiers)

.903	Kristi Toliver, 2015 (65/72)
.901	Kristi Toliver, 2012 (137/152)
.894	Betty Lennox, 2009 (59/66)
.891	Marie Ferdinand-Harris, 2008 (82/92)

Most free throws made, none missed, game

14	Lisa Leslie, vs. Minnesota, July 15, 2000
	Kristi Toliver, vs. Tulsa, June 20, 2012
11	Mwadi Mabika, at Portland, June 17, 2000
	Nneka Ogumike, vs. Tulsa, August 5, 2014
10	Mwadi Mabika, at Portland, July 12, 2002 (ot)
	Mwadi Mabika, vs. Houston, July 18, 2003
	DeLisha Milton-Jones, vs. Phoenix, July 24, 2003
	Nikki Teasley, at Phoenix, August 8, 2003
	Tina Thompson, at Seattle, May 16, 2010
	Lindsey Harding, vs. Washington, June 23, 2013

Most free throw attempts, none made, game

4	Sophia Witherspoon, at Miami, May 30, 2002
	A'dia Mathies, vs. Phoenix, September 15, 2013
3	Vedra Grgin Fonseca, at New York, June 24, 2001
	Tamika Whitmore, at Houston, July 10, 2004
	Armintie Herrington, vs. Phoenix, May 18, 2014





INDIV. RECORDS (REG. SEASON)

Free Throws Made

Most free throws made, career

1,477 Lisa Leslie
 798 DeLisha Milton-Jones
 730 Candace Parker

Most free throws made, season

169 Lisa Leslie, 2000
 158 Lisa Leslie, 2006
 146 Lisa Leslie, 2004

Most free throws made, game

15 Lisa Leslie, vs. Utah, August 4, 2002
 14 Lisa Leslie, vs. Minnesota, July 15, 2000
 Lisa Leslie, vs. Washington, July 21, 2004
 Kristi Toliver, vs. Tulsa, June 20, 2012
 Candace Parker, vs. Seattle, July 25, 2013
Nneka Ogwumike, vs. Washington, September 3, 2015
 13 Lisa Leslie, vs. San Antonio, September 1, 2004
 Chamique Holdsclaw, at Washington, May 26, 2005
 Candace Parker, vs. Phoenix, July 18, 2013
 Candace Parker, vs. Tulsa, August 5, 2014

Free Throw Attempts

Most free throw attempts, career

2,125 Lisa Leslie
 1,010 DeLisha Milton-Jones
 957 Candace Parker

Most free throw attempts, season

243 Lisa Leslie, 2006
 205 Lisa Leslie, 2000
 Lisa Leslie, 2004
 193 Lisa Leslie, 2001

Most free throw attempts, game

19 Lisa Leslie, vs. Utah, August 4, 2002
 18 Lisa Leslie, vs. Washington, July 21, 2004
 17 Candace Parker, vs. Minnesota, July 5, 2012
 Candace Parker, vs. Seattle, July 25, 2013

Rebounds

Most rebounds, career

3,307 Lisa Leslie
 1,882 DeLisha Milton-Jones
 1,768 Candace Parker

Highest average, rebounds per game, career (Minimum 100 games)

9.1 Lisa Leslie (3307/363)

Most rebounds, season

336 Lisa Leslie, 2004
 323 Lisa Leslie, 2006
 322 Lisa Leslie, 2002

Highest average, rebounds per game, season (qualifiers)

10.4 Lisa Leslie, 2002 (322/31)
 10.2 Lisa Leslie, 1998 (285/28)
 10.1 Candace Parker (161/16)

Most rebounds, game

21 Lisa Leslie, vs. New York, June 19, 1998
 Lisa Leslie, vs. Orlando, July 22, 2002
 20 Lisa Leslie, at Charlotte, June 20, 2004 (2 ot)
 Nneka Ogwumike, at Indiana, July 12, 2012
 Candace Parker, at San Antonio, June 1, 2013
 19 Nneka Ogwumike, vs. Phoenix, July 5, 2015
 18 Lisa Leslie, at Cleveland, June 12, 1999
 Lisa Leslie, vs. Portland, June 3, 2002

Most games, 10+ rebounds, career

162 Lisa Leslie
 88 Candace Parker
 33 Nneka Ogwumike

Most consecutive games, 10+ rebounds

12 Candace Parker, August 30-June 4, 2010
 7 Lisa Leslie, August 22, 1997-June 21, 1998
 Lisa Leslie, August 13, 2002-June 7, 2003
Candace Parker, August 18-September 3, 2015
 6 Candace Parker, July 22-August 6, 2009

Offensive Rebounds

Most offensive rebounds, career

882 Lisa Leslie
 597 DeLisha Milton-Jones
 358 Candace Parker

Highest average, offensive rebounds per game, career (Minimum 100 games)

2.5 Nneka Ogwumike (307/123)
 2.4 Lisa Leslie (882/363)
 1.8 Candace Parker (358/195)

Most offensive rebounds, season

98 Nneka Ogwumike, 2012
 95 Nneka Ogwumike, 2013
 88 Lisa Leslie, 2001

Most offensive rebounds, game

12 Nneka Ogwumike, at Indiana, July 12, 2012
 10 Latasha Byears, vs. Sacramento, July 25, 2001
 8 Lisa Leslie, at New York, June 24, 2001
 Chamique Holdsclaw, at Charlotte, May 28, 2005





Defensive Rebounds

Most defensive rebounds, career

2,425	Lisa Leslie
1,410	Candace Parker
1,285	DeLisha Milton-Jones

Highest average, defensive rebounds per game, career (Minimum 100 games)

7.2	Candace Parker (1410/195)
6.7	Lisa Leslie (2425/363)
4.9	Nneka Ogumike (499/123)

Most defensive rebounds, season

276	Lisa Leslie, 2004
244	Lisa Leslie, 2002
240	Lisa Leslie, 2006

Most defensive rebounds, game

17	Candace Parker, at San Antonio, June 1, 2013
16	Lisa Leslie, vs. New York, June 19, 1998 Lisa Leslie, vs. Orlando, July 22, 2002
15	Lisa Leslie, vs. Portland, June 3, 2002 Lisa Leslie, vs. Minnesota, June 11, 2004 Lisa Leslie, at Charlotte, June 20, 2004 (2 ot)

Assists

Most assists, career

874	Lisa Leslie
769	Tamecka Dixon
761	Mwadi Mabika

Highest average, assists per game, career (Minimum 100 games)

5.3	Nikki Teasley (631/119)
3.6	Candace Parker (701/195)
3.2	Kristi Toliver (684/216)

Most assists, season

220	Ticha Penicheiro, 2010
214	Nikki Teasley, 2003
207	Nikki Teasley, 2004

Highest average, assists per game, season (qualifiers)

6.9	Ticha Penicheiro, 2010 (220/32)
6.3	Nikki Teasley, 2003 (214/34)
6.1	Nikki Teasley, 2004 (207/34)

Most assists, game

15	Ticha Penicheiro, vs. Chicago, August 4, 2010
14	Penny Toler, vs. Utah, August 14, 1998

13	Lindsey Harding, at Washington, August 4, 2013
	Nikki Teasley, at New York, June 14, 2003
	Ticha Penicheiro, vs. Tulsa, July 20, 2010 (ot)
	Ticha Penicheiro, vs. Tulsa, August 6, 2010

Most games, 10+ assists, career

10	Ticha Penicheiro
8	Nikki Teasley
2	Shannon Bobbitt Lindsey Harding Penny Toler

Personal Fouls

Most personal fouls, career

1,397	Lisa Leslie
1,125	DeLisha Milton-Jones
905	Mwadi Mabika

Most personal fouls, season

136	Lisa Leslie, 1999
134	Lisa Leslie, 2000
132	Lisa Leslie, 2001

Most personal fouls, game

6	by many
---	---------

Disqualifications

Most disqualifications, career

42	Lisa Leslie
14	DeLisha Milton-Jones
8	Latasha Byears Mwadi Mabika

Highest percentage, games disqualified, career (Minimum 100 games)

11.6	Lisa Leslie (42/363)
4.4	Kristi Toliver (6/189)
4.1	DeLisha Milton-Jones (14/344)

Lowest percentage, games disqualified, career (Minimum 100 games)

0.00	Jantel Lavender (0/169) Nicky McCrimmon (0/125) Noelle Quinn (0/101)
0.8	Nikki Teasley (1/119)
1.9	Jessica Moore (2/106)

Most consecutive games without disqualification, career

169	Jantel Lavender, June 3, 2011-Present
125	Nicky McCrimmon, May 31, 2000-August 25, 2003
117	Mwadi Mabika, July 31, 2003-August 4, 2007





INDIV. RECORDS (REG. SEASON)

Most disqualifications, season

- 7 Lisa Leslie, 2000
Lisa Leslie, 2002
- 5 Lisa Leslie, 2004
- 4 By many

Fewest minutes, disqualified, game

- 11 Lisa Leslie, vs. New York, July 1, 2008
- 13 Jessica Moore, vs. Detroit, June 7, 2006
- 14 Latasha Byears, vs. Phoenix, June 25, 2002
Lynn Pride, at Phoenix, August 8, 2003

Steals

Most steals, career

- 492 Lisa Leslie
- 440 DeLisha Milton-Jones
- 360 Mwadi Mabika

Highest average, steals per game, career (Minimum 100 games)

- 1.46 Nneka Ogumike (179/123)
- 1.36 Lisa Leslie (492/363)
- 1.35 Candace Parker (264/195)

Most steals, season

- 67 Lisa Leslie, 2005
- 66 Alana Beard, 2012
- 58 Mwadi Mabika, 2000
Nneka Ogumike, 2014

Highest average, steals per game, season (qualifiers)

- 2.00 Alana Beard, 2012 (66/33)
- 1.97 Lisa Leslie, 2005 (67/34)
- 1.81 Tamecka Dixon, 1997 (49/27)

Most steals, game

- 8 Candace Parker, vs. Indiana, August 18, 2015**
- 7 Armintie Herrington, at Washington, June 1, 2014 (3 ot)
- 6 Lisa Leslie, vs. Cleveland, July 12, 1998
Lisa Leslie, at Utah, August 1, 1998
Penny Toler, vs. Washington, August 3, 1998
Mwadi Mabika, at Detroit, July 2, 1999
Lisa Leslie, vs. Utah, July 30, 1999
Latasha Byears, at Portland, July 28, 2001
Lisa Leslie, at Indiana, June 25, 2004
Alana Beard, vs. Phoenix, September 18, 2012
Candace Parker, at Washington, June 1, 2014 (3 ot)
Nneka Ogumike, vs. Chicago, July 1, 2014

Blocked Shots

Most blocked shots, career

- 822 Lisa Leslie
- 380 Candace Parker
- 245 DeLisha Milton-Jones

Highest average, blocked shots per game, career (Minimum: 100 games)

- 2.26 Lisa Leslie (822/363)
- 1.95 Candace Parker (380/195)
- 0.73 Nneka Ogumike (89/123)

Most blocked shots, season

- 98 Lisa Leslie, 2004
- 97 Lisa Leslie, 2008
- 90 Lisa Leslie, 2002

Highest average, blocked shots per game, season (qualifiers)

- 2.94 Lisa Leslie, 2008 (97/34)
- 2.90 Lisa Leslie, 2002 (90/31)
- 2.88 Lisa Leslie, 2004 (98/34)

Most blocked shots, game

- 10 Lisa Leslie, vs. Detroit, September 9, 2004
- 9 Candace Parker, vs. Tulsa, June 20, 2012
- 8 Lisa Leslie, vs. Sacramento, August 28, 2008
Lisa Leslie, vs. Minnesota, September 1, 2008

Turnovers

Most turnovers, career

- 1,193 Lisa Leslie
- 832 DeLisha Milton-Jones
- 547 Tamecka Dixon

Most turnovers, season

- 126 Lisa Leslie, 2006
- 124 Kristi Toliver, 2012
- 119 Lisa Leslie, 2008

Most turnovers, game

- 14 Kristi Toliver, vs. Tulsa, May 29, 2012
- 9 Nikki Teasley, vs. Phoenix, July 15, 2003 (2 ot)
Nikki Teasley, vs. Connecticut, June 14, 2004 (ot)
Lisa Leslie, at Houston, July 25, 2006
Lisa Leslie, at Chicago, June 3, 2008 (ot)
DeLisha Milton-Jones, at Minnesota, June 10, 2009
Betty Lennox, at Seattle, July 22, 2009 (3 ot)
- 8 By many





TEAM RECORDS (PLAYOFFS)

Scoring

Most points, playoff game

- 103 vs. Utah, August 24, 2002
- 101 at San Antonio, September 29, 2012
- 101 vs. Phoenix, August 13, 2000

Field Goals

Most field goals, playoff game

- 38 vs. Utah, August 24, 2002
- 37 at San Antonio, September 29, 2012
- 37 vs. Phoenix, September 23, 2009
- 37 vs. Sacramento, August 27, 2001

Field Goal Attempts

Most field-goal attempts, playoff game

- 78 vs. Phoenix, September 23, 2009
- 75 at Phoenix, September 21, 2013
- 75 vs. Minnesota, October 7, 2012

Three-Point Field Goals

Most three-point field goals, playoff game

- 11 vs. Utah, August 24, 2002
- 9 vs. Phoenix, August 13, 2000
- vs. Minnesota, September 20, 2015**
- 8 vs. Houston, August 20, 2000
- at Houston, August 17, 2000

Three-Point Field Goal Attempts

Most three-point field goal attempts, playoff game

- 25 vs. Houston, August 20, 2000
- 23 vs. Detroit, September 12, 2003
- 23 vs. Utah, August 24, 2002
- 23 vs. Sacramento, August 26, 2001

Free Throws Made

Most free throws made, playoff game

- 26 vs. San Antonio, September 27, 2012
- 25 vs. Seattle, September 16, 2009
- 24 vs. Phoenix, August 13, 2000

Free Throw Attempts

Most free throw attempts, playoff game

- 33 at Utah, August 22, 2002
- 33 vs. Phoenix, August 13, 2000
- 32 vs. San Antonio, September 27, 2012

Rebounds

Most rebounds, playoff game

- 44 vs. Sacramento, August 27, 2001
- 43 at Phoenix, September 25, 2009
- 41 vs. Houston, August 20, 2001

Offensive Rebounds

Most offensive rebounds, playoff game

- 18 vs. Minnesota, October 7, 2012
- 17 at Seattle, September 18, 2009
- 17 at Seattle, August 18, 2006

Defensive Rebounds

Most defensive rebounds, playoff game

- 33 vs. Sacramento, August 27, 2001
- 31 vs. Houston, August 20, 2001
- 30 at Phoenix, September 26, 2009
- 30 at Seattle, August 15, 2002

Assists

Most assists, playoff game

- 31 vs. Utah, August 24, 2002
- 27 vs. San Antonio, September 25, 2008
- 26 vs. Sacramento, September 7, 2003

Steals

Most steals, playoff game

- 15 vs. Minnesota, August 30, 2003
- 15 vs. Sacramento, August 24, 1999
- 14 vs. Sacramento, September 7, 2003





TEAM RECORDS (PLAYOFFS)

Blocks


Most blocks, playoff game

- 13 vs. Sacramento, August 27, 2001
- 11 vs. Sacramento, August 24, 1999
- 10 at Seattle, September 21, 2008
- 10 at Utah, August 22, 2002
- 10 vs. Charlotte, September 1, 2001

Turnovers

Most turnovers, playoff game

- 25 at Houston, August 17, 2000
- 21 vs. Sacramento, September 28, 2004
- 20 at Seattle, September 21, 2008
- 20 vs. Seattle, September 19, 2008
- 20 vs. Sacramento, August 26, 2001





INDIVIDUAL RECORDS (PLAYOFFS)

Scoring

Most points, playoff game

- 35 Lisa Leslie, vs. Sacramento, August 27, 2001
- 33 Candace Parker, vs. Minnesota, October 7, 2012
- 32 Candace Parker, at San Antonio, September 29, 2012

Field Goals

Most field goals, playoff game

- 15 Lisa Leslie, vs. Sacramento, August 27, 2001
- 14 Candace Parker, vs. Minnesota, October 7, 2012
- 13 Candace Parker, at Phoenix, September 21, 2013
- 12 Lisa Leslie, vs. Phoenix, August 13, 2000

Field Goal Attempts

Most field-goal attempts, playoff game

- 24 Candace Parker, at Phoenix, September 21, 2013
- 23 Kristi Toliver, vs. Phoenix, September 23, 2013
- 22 Candace Parker, vs. Minnesota, October 7, 2012
- Lisa Leslie, vs. Sacramento, August 27, 2001

Three-Point Field Goals

Most three-point field goals, playoff game

- 7 Mwadi Mabika, at Houston, August 17, 2000
- 6 Mwadi Mabika, at Sacramento, August 24, 2006
- 4 Tina Thompson, vs. Phoenix, September 23, 2009
- Nikki Teasley, vs. Sacramento, September 28, 2004
- Mwadi Mabika, vs. Sacramento, September 26, 2004
- Mwadi Mabika, vs. Sacramento, September 7, 2003
- Mwadi Mabika, vs. Phoenix, August 13, 2000

Three-Point Field Goal Attempts

Most three-point field goal attempts, playoff game

- 11 Mwadi Mabika, at Houston, August 17, 2000
- 10 Mwadi Mabika, at Seattle, August 18, 2006
- Nikki Teasley, vs. Detroit, September 12, 2003

Free Throws Made

Most free throws made, playoff game

- 10 Kristi Toliver, vs. Seattle, September 27, 2012
- Lisa Leslie, vs. Houston, August 20, 2001
- 9 Lisa Leslie, vs. Seattle, August 20, 2006
- Lisa Leslie, vs. Charlotte, September 1, 2001

Free Throw Attempts

Most free throw attempts, playoff game

- 12 Lisa Leslie, vs. Houston, August 20, 2001
- 10 Kristi Toliver, vs. San Antonio, September 27, 2012
- Lisa Leslie, at Phoenix, September 26, 2009
- Candace Parker, at Seattle, September 20, 2009
- Lisa Leslie, vs. Seattle, August 20, 2006
- Lisa Leslie, at Sacramento, September 5, 2003
- Mwadi Mabika, at Utah, August 22, 2002
- Lisa Leslie, vs. Charlotte, September 1, 2001

Rebounds

Most rebounds, playoff game

- 18 Candace Parker, at Phoenix, September 25, 2009
- Lisa Leslie, vs. Houston, August 20, 2001
- 17 Candace Parker, at San Antonio, September 27, 2008

Offensive Rebounds

Most offensive rebounds, playoff game

- 8 Lisa Leslie, at Seattle, September 18, 2009
- Candace Parker, at San Antonio, September 27, 2008
- 7 Lisa Leslie, vs. Sacramento, August 27, 2001

Defensive Rebounds

Most defensive rebounds, playoff game

- 13 Candace Parker, at Phoenix, September 25, 2009
- 12 Lisa Leslie, vs. Houston, September 27, 2008
- 11 Lisa Leslie, vs. Sacramento, September 28, 2004
- Lisa Leslie, at Detroit, September 14, 2003





INDIV. RECORDS (PLAYOFFS)

Assists

Most assists, playoff game

- 11 Nikki Teasley, vs. Detroit, September 12, 2003
- Nikki Teasley, vs. New York, August 31, 2002
- Nikki Teasley, at New York, August 29, 2002

Steals

Most steals, playoff game

- 6 Tamecka Dixon, vs. Minnesota, August 30, 2003
- Mwadi Mabika, vs. Sacramento, August 24, 1999
- 4 Noelle Quinn, vs. Phoenix, September 23, 2009
- Mwadi Mabika, vs. Seattle, August 20, 2006
- Tamecka Dixon, vs. Seattle, August 17, 2002
- Lisa Leslie, vs. Seattle, August 17, 2002
- Tamecka Dixon, at Houston, August 18, 2001
- DeLisha Milton-Jones, vs. Sacramento, August 24, 1999
- Alana Beard, vs. Minnesota, September 20, 2015**

2015

Blocks

Most blocks, playoff game

- 7 Lisa Leslie, at Utah, August 22, 2002
- Lisa Leslie, vs. Charlotte, September 1, 2001
- Lisa Leslie, vs. Sacramento, August 27, 2001

Turnovers

Most turnovers, playoff game

- 8 Lisa Leslie, vs. Seattle, September 19, 2008
- 7 Kristi Toliver, at San Antonio, September 29, 2012
- Mwadi Mabika, at Minnesota, August 28, 2003



RECORD BOOK



SPARKS LEADERBOARD



SPARKS LEADERBOARD

Games Played

1.	Lisa Leslie	363
2.	DeLisha Milton-Jones	344
3.	Mwadi Mabika	319
4.	Tamecka Dixon	263
5.	Candace Parker	195
6.	Kristi Toliver	189
7.	Jantel Lavender	169
8.	Christi Thomas	144
9.	Nicky McCrimmon	125
10.	Nikki Teasley	119

Games Started

1.	Lisa Leslie	361
2.	DeLisha Milton-Jones	331
3.	Mwadi Mabika	270
4.	Tamecka Dixon	221
5.	Candace Parker	192
6.	Kristi Toliver	137
7.	Nneka Ogwumike	123
8.	Nikki Teasley	119
9.	Alana Beard	109
10.	Tina Thompson	100

Minutes Played

1.	Lisa Leslie	11634
2.	DeLisha Milton-Jones	10384
3.	Mwadi Mabika	8606
4.	Tamecka Dixon	7315
5.	Candace Parker	6263
6.	Kristi Toliver	5182
7.	Nikki Teasley	3727
8.	Jantel Lavendar	3659
9.	Nneka Ogwumike	3493
10.	Alana Beard	2998

Field Goals Made

1.	Lisa Leslie	2332
2.	DeLisha Milton-Jones	1509

3.	Candace Parker	1327
4.	Mwadi Mabika	1224
5.	Tamecka Dixon	1047
6.	Kristi Toliver	843
7.	Nneka Ogwumike	721
8.	Jantel Lavender	665
9.	Tina Thompson	470
10.	Chamique Holdsclaw	395

Field Goals Attempted

1.	Lisa Leslie	4961
2.	DeLisha Milton-Jones	3290
3.	Mwadi Mabika	3159
4.	Candace Parker	2695
5.	Tamecka Dixon	2451
6.	Kristi Toliver	1860
7.	Nneka Ogwumike	1344
8.	Jantel Lavender	1287
9.	Tina Thompson	1150
10.	Nikki Teasley	867

Field Goal Percentage (Min. 400 Made)

1.	Nneka Ogwumike	.536
2.	Jantel Lavender	.517
3.	Candace Parker	.492
4.	Lisa Leslie	.470
5.	DeLisha Milton-Jones	.459
6.	Kristi Toliver	.453
7.	Tamecka Dixon	.427
8.	Tina Thompson	.409
9.	Mwadi Mabika	.387

Three-Point Field Goals Made

1.	Mwadi Mabika	398
2.	Kristi Toliver	295
3.	Nikki Teasley	207
4.	DeLisha Milton-Jones	202
5.	Tina Thompson	152
6.	Lisa Leslie	122
7.	Tamecka Dixon	112
8.	Ukari Figgs	97
9.	Candace Parker	96
10.	Sidney Spencer	85





SPARKS LEADERBOARD

Three-Point Field Goals Attempted

1.	Mwadi Mabika	1209
2.	Kristi Toliver	745
3.	DeLisha Milton-Jones	597
4.	Nikki Teasley	524
5.	Tina Thompson	430
6.	Lisa Leslie	386
7.	Tamecka Dixon	352
8.	Candace Parker	304
9.	Ukari Figgs	246
10.	Noelle Quinn	222

Three-Point Field Goal Percentage (Min. 100 made)

1.	Kristi Toliver	.396
2.	Nikki Teasley	.395
3.	Tina Thompson	.353
4.	DeLisha Milton-Jones	.338
5.	Mwadi Mabika	.329
6.	Tamecka Dixon	.318
7.	Lisa Leslie	.316

Free Throws Made

1.	Lisa Leslie	1477
2.	DeLisha Milton-Jones	798
3.	Candace Parker	730
4.	Mwadi Mabika	634
5.	Tamecka Dixon	568
6.	Nneka Ogwumike	408
7.	Kristi Toliver	407
8.	Tina Thompson	235
9.	Chamique Holdsclaw	217
10.	Jantel Lavender	213

Free Throws Attempted

1.	Lisa Leslie	2125
2.	DeLisha Milton-Jones	1010
3.	Candace Parker	957
4.	Mwadi Mabika	791
5.	Tamecka Dixon	709
6.	Nneka Ogwumike	498
7.	Kristi Toliver	466
8.	Tina Thompson	273
9.	Chamique Holdsclaw	264
10.	Nikki Teasley	246

Free Throw Percentage (Min. 200 made)

1.	Kristi Toliver	.873
2.	Tina Thompson	.861
3.	Chamique Holdsclaw	.822
4.	Nikki Teasley	.821
5.	Nneka Ogwumike	.819
6.	Mwadi Mabika	.802
7.	Tamecka Dixon	.801
8.	DeLisha Milton-Jones	.790
9.	Candace Parker	.763
10.	Lisa Leslie	.695

Offensive Rebounds

1.	Lisa Leslie	882
2.	DeLisha Milton-Jones	597
3.	Candace Parker	358
4.	Nneka Ogwumike	307
5.	Mwadi Mabika	306
6.	Jantel Lavender	268
7.	Tamecka Dixon	220
8.	Christi Thomas	190
9.	Tina Thompson	159
10.	Latasha Byears	157

Defensive Rebounds

1.	Lisa Leslie	2425
2.	Candace Parker	1410
3.	DeLisha Milton-Jones	1285
4.	Mwadi Mabika	984
5.	Jantel Lavender	617
6.	Nneka Ogwumike	599
7.	Tamecka Dixon	568
8.	Tina Thompson	402
9.	Christi Thomas	396
10.	Nikki Teasley	346

Total Rebounds

1.	Lisa Leslie	3307
2.	DeLisha Milton-Jones	1882
3.	Candace Parker	1768
4.	Mwadi Mabika	1290
5.	Nneka Ogwumike	906
6.	Jantel Lavender	885
7.	Tamecka Dixon	788
8.	Christi Thomas	586
9.	Tina Thompson	561
10.	Nikki Teasley	428

RECORD BOOK



SPARKS LEADERBOARD



Assists

1.	Lisa Leslie	874
2.	Tamecka Dixon	769
3.	Mwadi Mabika	761
4.	DeLisha Milton-Jones	683
5.	Nikki Teasley	631
6.	Candace Parker	701
7.	Kristi Toliver	633
8.	Ticha Penicheiro	382
9.	Penny Toler	352
10.	Ukari Figgs	286

Points

1.	Lisa Leslie	6263
2.	DeLisha Milton-Jones	4018
3.	Mwadi Mabika	3480
4.	Candace Parker	3480
5.	Tamecka Dixon	2774
6.	Kristi Toliver	2388
7.	Nneka Ogwumike	1857
8.	Jantel Lavender	1547
9.	Tina Thompson	1327
10.	Nikki Teasley	1073

Steals

1.	Lisa Leslie	492
2.	DeLisha Milton-Jones	440
3.	Mwadi Mabika	360
4.	Tamecka Dixon	280
5.	Candace Parker	264
6.	Kristi Toliver	190
7.	Nneka Ogwumike	179
8.	Alana Beard	160
9.	Nikki Teasley	130
10.	Tina Thompson	103

Turnovers

1.	Lisa Leslie	1193
2.	DeLisha Milton-Jones	832
3.	Tamecka Dixon	547
4.	Mwadi Mabika	525
5.	Candace Parker	500
6.	Kristi Toliver	458
7.	Nikki Teasley	326
8.	Penny Toler	248
9.	Tina Thompson	239
10.	Alana Beard	204

Personal Fouls

1.	Lisa Leslie	1397
2.	DeLisha Milton-Jones	1125
3.	Mwadi Mabika	905
4.	Tamecka Dixon	639
5.	Kristi Toliver	422
6.	Christi Thomas	414
7.	Candace Parker	386
8.	Nneka Ogwumike	338
9.	Alana Beard	280
10.	Nikki Teasley	258





PLAYOFFS

2016 LOS ANGELES SPARKS MEDIA GUIDE
CELEBRATING THE 20TH ANNIVERSARY OF THE WNBA



WNBA TEAM INDEX (PLAYOFFS)

* - Defunct franchise

WNBA Championships

Houston Comets	4
Tulsa Shock/Detroit Shock*	3
Los Angeles Sparks	2
Minnesota Lynx	3
Phoenix Mercury	2
Seattle Storm	2
Indiana Fever	1
Sacramento Monarchs	1

Playoff Appearances

Los Angeles Sparks	15
New York Liberty	13
Indiana Fever	12
Seattle Storm	11
Orlando Miracle/Connecticut Sun	9
Phoenix Mercury	10
Utah Starzz/San Antonio Silver Stars/	
San Antonio Stars	9
Houston Comets*	9
Sacramento Monarchs*	9
Detroit Shock/Tulsa Shock*	9
Washington Mystics	9
Atlanta Dream	6
Minnesota Lynx	7
Charlotte Sting*	6
Cleveland Rockers*	4
Chicago Sky	3
Miami Sol*	1

Games

Indiana Fever	67
Los Angeles Sparks	65
New York Liberty	61
Phoenix Mercury	55
Detroit Shock/Tulsa Shock*	51
Minnesota Lynx	44
Sacramento Monarchs*	43
Seattle Storm	39
Orlando Miracle/Connecticut Sun	36
Houston Comets*	34
Utah Starzz/San Antonio Silver Stars/	
San Antonio Stars	33
Atlanta Dream	31
Washington Mystics	24
Charlotte Sting*	19
Cleveland Rockers*	15
Chicago Sky	14
Miami Sol*	3

Portland Fire*	0
Dallas Wings	0

Wins

Los Angeles Sparks	35
Indiana Fever	35
Phoenix Mercury	32
Detroit Shock/Tulsa Shock	30
Minnesota Lynx	30
New York Liberty	27
Sacramento Monarchs*	24
Houston Comets*	20
Seattle Storm	19
Orlando Miracle/Connecticut Sun	18
Atlanta Dream	14
Utah Starzz/San Antonio Silver Stars/	
San Antonio Stars	10
Washington Mystics	6
Charlotte Sting*	6
Cleveland Rockers*	6
Chicago Sky	5
Miami Sol*	1
Portland Fire*	0
Dallas Wings	0

Losses

New York Liberty	34
Indiana Fever	32
Los Angeles Sparks	30
Utah Starzz/San Antonio Silver Stars/	
San Antonio Stars	23
Phoenix Mercury	23
Detroit Shock/Tulsa Shock*	21
Seattle Storm	20
Sacramento Monarchs*	19
Washington Mystics	18
Orlando Miracle/Connecticut Sun	18
Atlanta Dream	17
Minnesota Lynx	14
Houston Comets*	14
Charlotte Sting*	13
Chicago Sky	9
Cleveland Rockers*	9
Miami Sol*	2
Portland Fire*	0
Dallas Wings	0





OPP. GAME-BY-GAME (PLAYOFFS)



Charlotte Sting (2-0)

8/30/01	@Cha	W	75-66	1-0
9/1/01	Cha	W	82-54	2-0



Detroit Shock (1-2)

9/12/03	Det	W	75-63	1-0
9/14/03	@Det	L	61-62	1-1
9/16/03	@Det	L	78-83	1-2



Houston Comets (3-4)

8/26/99	Hou	W	75-60	1-0
8/29/99	@Hou	L	55-83	1-1
8/30/99	@Hou	L	62-72	1-2
8/17/00	@Hou	L	56-77	1-3
8/20/00	Hou	L	69-74	1-4
8/18/01	@Hou	W	64-59	2-4
8/20/01	Hou	W	70-58	3-4



Minnesota Lynx (3-5)

8/28/03	@Min	L	72-74	0-1
8/30/03	Min	W	80-69	1-1
9/1/03	Min	W	74-64	2-1
10/4/12	@Min	L	77-94	2-2
10/7/12	Min	L	79-80	2-3
9/18/15	Min	L	65-67	2-4
9/20/15	Min	W	81-71	3-4
9/22/15	Min	L	80-91	3-5



New York Liberty (2-0)

8/29/02	@NY	W	71-63	1-0
8/31/02	NY	W	69-66	2-0



Phoenix Mercury (4-6)

8/11/00	@Pho	W	86-71	1-0
8/13/00	Pho	W	101-76	2-0
9/23/09	Pho	L	94-103	2-1
9/25/09	@Pho	W	87-76	3-1
9/26/09	@Pho	L	74-85	3-2
9/19/13	Pho	L	75-86	3-3
9/21/13	@Pho	W	82-73	4-3
9/23/13	Pho	L	77-78	4-4
8/22/14	@Pho	L	72-75	4-5
8/24/14	Pho	L	68-93	4-6



Sacramento Monarchs

8/24/99	Sac	W	71-58	1-0
8/24/01	@Sac	W	74-73	2-0
8/26/01	Sac	L	60-80	2-1
8/27/01	@Sac	W	93-62	3-1
9/5/03	@Sac	L	69-77	3-2
9/7/03	Sac	W	79-54	4-2
9/8/03	Sac	W	66-63	5-2
9/24/04	@Sac	L	52-72	5-3
9/26/04	Sac	W	71-57	6-3
9/28/04	Sac	L	58-73	6-4
8/31/05	Sac	L	72-75	6-5
9/2/05	@Sac	L	63-81	6-6
8/24/06	@Sac	L	61-64	6-7
8/26/06	Sac	L	58-72	6-8



Utah Starzz/ San Antonio Silver Stars/ San Antonio Stars (5-2)

8/22/02	@Uta	W	75-67	1-0
8/24/02	Uta	W	103-77	2-0
9/25/08	SA	W	85-70	3-0
9/27/08	@SA	L	66-67	3-1
9/28/08	@SA	L	72-76	3-2
9/27/12	SA	W	93-86	4-2
9/29/12	@SA	W	101-94	5-2



Seattle Storm (8-5)

8/15/02	@Sea	W	78-61	1-0
8/17/02	Sea	W	69-59	2-0
8/18/06	@Sea	L	72-84	2-1
8/20/06	Sea	W	78-70	3-1
8/22/06	Sea	W	68-63	4-1
9/19/08	Sea	W	77-69	5-1
9/21/08	@Sea	L	50-64	5-2
9/23/08	@Sea	W	71-64	6-2
9/16/09	Sea	W	70-63	7-2
9/18/09	@Sea	L	74-75	7-3
9/20/09	@Sea	W	75-64	8-3
8/25/10	@Sea	L	66-79	8-4
8/28/10	Sea	L	66-81	8-5

PLAYOFFS

YEAR-BY-YEAR STATS (PLAYOFFS)



YEAR-BY-YEAR (PLAYOFFS)

2015 Conference Semi-Finals vs. Minnesota Lynx; (Lost 1-2)

Date	Opp.	W/L	High Scoring	High Rebounds	High Assists	Opp. Scoring	Atten.
9/18/15	@ Min	L, 65-67	Parker - 16	Parker - 9	Parker - 4	Moore - 33	8,333
9/20/15	Min	W, 81-71	Parker - 25	Parker - 10	Dabovic - 7	Moore - 27	3,112
9/22/15	@ Min	L, 80-91	Parker - 28	Parker - 13	2 Tied - 4	Moore - 20	9,014

One Round, Three Games Played; 1-2

Player	G	MPG	FG%	3p%	FT%	OFF	DEF	TOT	APG	SPG	BPG	TO	PF	PPG
Candace Parker	3	38.3	.418	.389	.842	2.0	8.7	10.7	4.7	2.33	1.33	3.67	2.00	23.0
Nneka Ogumike	3	30.4	.600	.000	.833	2.0	2.3	4.3	2.0	1.00	0.33	2.33	3.67	11.7
Ana Dabovic	3	19.4	.500	.714	.714	0.3	1.3	1.7	3.7	0.33	0.00	0.33	4.33	11.7
Jantel Lavender	3	34.3	.577	1.000	.600	2.3	4.3	6.7	1.0	0.67	0.33	1.67	1.67	11.3
Kristi Toliver	3	29.3	.367	.385	.750	0.3	1.3	2.7	3.0	1.00	0.00	2.33	2.00	10.0
Alana Beard	3	35.0	.333	.000	.750	1.7	2.7	4.3	1.7	1.67	0.67	1.00	3.33	6.3
Temeka Johnson	3	12.1	.250	.000	.000	0.0	2.0	2.0	1.7	0.67	0.00	1.00	1.33	1.3
Farhiya Abdi	DNP													
Crystal Bradford	DNP													
Jennifer Hamson	DNP													
Michelle Snow	DNP													
Erin Phillips	DNP													
Team Averages	3	600	.447	.400	.741	8.7	22.7	39.0	17.7	7.67	2.67	14.00	18.67	75.3
Opponents	3	600	.434	.314	.818	10.0	23.7	40.0	16.7	9.00	4.33	12.67	18.33	76.3

2014 Conference Semi-Finals vs. Phoenix Mercury; (Lost 0-2)

Date	Opp.	W/L	High Scoring	High Rebounds	High Assists	Opp. Scoring	Atten.
8/22/14	@ Pho	L, 72-75	Parker - 22	2 Tied - 7	2 Tied - 4	Taurasi - 34	11,591
8/24/14	Pho	L, 68-93	Parker - 21	Ogumike - 6	Toliver - 9	Griner - 21	7,449

One Round, Two Games Played; 0-2

Player	G	GS	MPG	FG%	3p%	FT%	OFF	DEF	TOT	APG	SPG	BPG	TO	PF	PPG
Candace Parker	2	2	36.3	.543	.250	.444	0.5	5.5	6.0	3.5	1.50	2.50	4.50	3.00	21.5
Nneka Ogumike	2	2	29.9	.667	.000	1.000	1.0	5.0	6.0	1.0	0.50	0.00	3.00	3.00	13.0
Kristi Toliver	2	2	32.3	.409	.111	.667	0.0	1.5	1.5	6.5	0.50	0.00	2.00	4.00	10.5
Alana Beard	2	2	23.9	.375	.000	.000	1.0	3.5	4.5	1.0	1.00	0.00	0.00	4.00	6.0
Jantel Lavender	2	2	20.4	.429	.000	.000	2.0	2.5	4.5	1.5	0.50	0.00	0.50	2.50	6.0
Sandrine Gruda	2	0	22.1	.333	.000	.167	1.5	3.0	4.5	1.0	0.50	2.00	1.00	1.00	5.5
Lindsey Harding	2	0	9.8	.500	.000	.667	0.0	0.5	0.5	2.0	1.00	0.00	0.00	0.00	4.0
Armintie Herrington	2	0	14.6	.667	.000	1.000	0.5	0.5	1.0	1.0	1.00	0.50	2.00	1.50	2.5
Farhiya Abdi	1	0	4.1	1.000	.000	.000	0.0	0.0	0.0	0.0	0.00	1.00	0.00	0.00	2.0
Nikki Greene	1	0	3.0	.000	.000	.000	0.0	1.0	1.0	0.0	0.00	0.00	0.00	1.00	0.0
Candice Wiggins	2	0	7.3	.000	.000	.000	0.0	0.5	0.5	0.0	0.50	0.00	0.00	1.00	0.0
Team Averages	2	0	200	.469	.111	.533	6.5	23.0	29.5	17.5	7.00	5.50	14.50	20.50	70.0
Opponents	2	0	200	.477	.364	.865	4.5	25.5	30.0	16.5	8.00	3.50	13.00	17.00	84.0



YEAR-BY-YEAR STATS (PLAYOFFS)

2013 Conference Semi-Finals vs. Phoenix Mercury; (Lost 1-2)

Date	Opp.	W/L	High Scoring	High Rebounds	High Assists	Opp. Scoring	Atten.
9/19/13	Pho	L, 75-86	Parker - 28	Ogwumike - 14	Harding - 5	Taurasi - 30	8,500
9/21/13	@ Pho	W, 82-73	Parker - 31	2 Tied - 11	Harding - 4	Taurasi - 20	11,110
9/23/13	Pho	L, 77-78	Toliver - 22	Ogwumike - 10	2 Tied - 3	Dupree - 22	9,321

One Round, Three Games Played; 1-2

Player	G	GS	MPG	FG%	3p%	FT%	OFF	DEF	TOT	APG	SPG	BPG	TO	PF	PPG
Candace Parker	3	3	37.2	.542	.000	.684	3.0	5.7	8.7	1.3	1.00	1.00	2.00	1.70	25.7
Nneka Ogumike	3	3	30.2	.419	.000	.909	4.0	7.7	11.7	1.0	0.67	0.00	2.00	3.30	12.0
Lindsey Harding	3	3	32.9	.333	.000	.765	1.0	2.0	3.0	3.3	0.33	0.00	2.33	2.00	11.7
Kristi Toliver	3	3	30.4	.289	.063	1.000	1.7	2.3	4.0	3.0	2.00	0.33	1.67	2.70	10.7
Alana Beard	3	3	30.9	.407	.000	1.000	1.7	2.7	4.3	0.3	1.00	0.67	1.67	2.00	9.0
Jantel Lavender	3	0	11.6	.714	.000	.500	1.0	1.3	2.3	0.0	0.00	0.00	0.00	1.30	3.7
Marissa Coleman	3	0	16.8	.273	.000	.667	0.3	1.0	1.3	1.0	1.33	0.33	1.67	0.30	3.3
Jenna O'Hea	2	0	11.9	.333	.250	.500	0.0	1.0	1.0	1.0	0.50	0.00	1.00	1.00	3.0
A'dia Mathies	1	0	3.2	.000	.000	.000	0.0	0.0	0.0	0.0	0.00	0.00	0.00	1.00	0.0
Ebony Hoffman	1	0	3.0	.000	.000	.000	0.0	0.0	0.0	0.0	0.00	0.00	1.00	1.00	0.0
Team Averages	3	0	20.0	.411	.054	.776	12.7	23.3	36.0	10.7	6.7	2.3	12.3	14.7	78.0
Opponents	3	0	20.0	.468	.195	.796	8.7	22.7	31.3	18.0	6.0	3.0	13.0	19.7	79.0

2012 Conference Semi-Finals vs. San Antonio Silver Stars; (Won 2-0)

Date	Opp.	W/L	High Scoring	High Rebounds	High Assists	Opp. Scoring	Atten.
9/27/12	SA	W, 93-86	Toliver - 29	Parker - 9	Beard - 3	Hammon - 19	5,013
9/29/12	@ SA	W, 101-94	Parker - 32	Parker - 9	Parker - 6	Young - 28	5,293

Conference Finals vs. Minnesota Lynx; (Lost 0-2)

Date	Opp.	W/L	High Scoring	High Rebounds	High Assists	Opp. Scoring	Atten.
10/4/12	@ Min	L, 77-94	Parker - 25	Parker - 11	Parker - 4	Moore - 20	8,513
10/7/12	Min	L, 79-80	Parker - 33	Parker - 15	Beard - 7	Augustus - 21	10,791

Two Rounds, Four Games Played; 2-2

Player	G	GS	MPG	FG%	3p%	FT%	OFF	DEF	TOT	APG	SPG	BPG	TO	PF	PPG
Candace Parker	4	4	36.0	.573	.500	.875	3.0	8.0	11.0	4.3	1.00	1.75	2.00	1.50	28.8
Kristi Toliver	4	4	34.3	.527	.417	.850	0.5	2.5	3.0	1.8	0.75	0.25	3.75	2.00	20.0
Alana Beard	4	4	34.0	.491	.000	.588	0.3	2.0	2.3	3.5	1.75	0.25	2.50	2.80	16.5
Nneka Ogumike	4	4	25.8	.552	.000	.400	1.8	3.5	5.3	0.5	1.00	0.75	1.25	3.50	9.0
DeLisha Milton-Jones	4	4	25.3	.375	.500	.778	2.5	1.0	3.5	1.8	1.00	0.50	2.25	2.30	5.5
Jenna O'Hea	4	0	17.8	.250	.200	1.000	0.3	1.5	1.8	1.3	0.25	0.00	1.25	1.80	2.3
Nicky Anosike	3	0	6.3	.375	.000	.500	0.7	1.0	1.7	0.7	0.33	0.00	1.00	0.70	2.3
Marissa Coleman	4	0	7.8	.333	.333	1.000	0.3	0.5	0.8	0.3	0.25	0.00	0.00	0.50	2.0
Jantel Lavender	4	0	10.0	.750	.000	.500	0.8	1.5	2.3	0.5	0.00	0.00	0.75	1.00	1.8
April Sykes	1	0	7.0	.000	.000	.000	1.0	1.0	2.0	0.0	0.00	0.00	0.00	0.00	0.0
Ebony Hoffman	2	0	5.0	.000	.000	.000	0.0	0.5	0.5	0.0	0.00	0.00	0.50	0.00	0.0
Team Averages	4	0	20.0	.508	.358	.744	10.0	21.8	31.8	14.3	6.2	3.5	14.8	15.8	87.5
Opponents	4	0	20.0	.467	.361	.863	12.3	17.8	30.0	19.0	8.5	2.0	11.5	18.3	88.5



YEAR-BY-YEAR STATS (PLAYOFFS)



2010 Conference Semi-Finals vs. Seattle Storm; (Lost 0-2)

Date	Opp.	W/L	High Scoring	High Rebounds	High Assists	Opp. Scoring	Atten.
8/25/10	@ Sea	L, 66-79	Ferdinand-Harris - 18	Milton-Jones - 8	Toliver - 5	Cash - 20	10,589
8/28/10	Sea	L, 66-81	Thompson - 18	Milton-Jones - 9	Thompson - 5	Jackson - 24	8,326

One Round, Two Games Played; 0-2

Player	G	GS	MPG	FG%	3p%	FT%	OFF	DEF	TOT	APG	SPG	BPG	TO	PF	PPG
Tina Thompson	2	2	39.0	.333	.286	1.000	1.0	5.0	6.0	3.0	1.50	2.00	1.50	1.50	17.0
Marie Ferdinand-Harris	2	2	32.5	.391	.429	1.000	1.0	1.0	2.0	0.5	1.50	0.00	1.00	3.00	12.5
DeLisha Milton-Jones	2	2	35.5	.360	1.000	.500	4.5	4.0	8.5	1.0	0.50	0.50	2.50	4.00	10.5
Noelle Quinn	2	2	34.0	.368	.500	1.000	0.5	3.5	4.0	0.5	1.00	0.00	1.50	3.50	9.5
Kristi Toliver	2	0	22.5	.545	.600	1.000	0.0	0.0	0.0	4.0	0.50	0.00	3.00	0.50	8.0
Ticha Penicheiro	2	2	29.5	.455	.000	1.000	1.0	1.5	2.5	2.5	2.50	0.00	3.00	0.50	6.0
Lindsay Wisdom-Hylton	2	0	6.0	.667	.000	.500	0.5	2.0	2.5	0.0	0.00	0.00	0.00	0.50	2.5
Andrea Riley	1	0	2.0	.000	.000	.000	0.0	1.0	1.0	0.0	0.00	0.00	0.00	0.00	0.0
Team Averages	2	0	200.0	.390	.444	.889	8.5	17.5	26.0	11.5	7.5	2.5	13.5	13.5	66.0
Opponents	2	0	200.0	.517	.500	.808	7.0	25.5	32.5	21.0	6.0	3.5	15.5	15.0	80.0

2009 Conference Semi-Finals vs. Seattle Storm; (Won 2-1)

Date	Opp.	W/L	High Scoring	High Rebounds	High Assists	Opp. Scoring	Atten.
9/16/09	Sea	W, 70-63	Thompson - 16	2 Tied - 10	Harrower - 5	Cash - 24	7,919
9/18/09	@ Sea	L, 74-75	Lennox - 17	Leslie - 14	Quinn - 5	Cash - 18	8,854
9/20/09	@Sea	W, 75-64	Parker - 22	Milton - Jones - 9	Quinn - 7	Cash - 21	8,159

Conference Finals Vs. Phoenix Mercury; (Lost 1-2)

Date	Opp.	W/L	High Scoring	High Rebounds	High Assists	Opp. Scoring	Atten.
9/23/09	Pho	L, 94-103	Parker - 28	Parker - 10	Thompson - 5	Taurasi - 28	6,389
9/25/09	@ Pho	W, 87-76	Parker - 24	Parker - 18	Quinn - 4	Taurasi - 25	7,628
9/26/09	@ Pho	L, 74-85	Leslie - 22	Thompson - 11	2 Tied - 3	Taurasi - 21	7,226

Two Rounds, Six Games Played; 3-3

Player	G	GS	MPG	FG%	3p%	FT%	OFF	DEF	TOT	APG	SPG	BPG	TO	PF	PPG
Candace Parker	6	6	35.2	.535	.250	.705	3.5	7.2	10.7	1.7	0.83	1.83	1.67	3.80	18.0
Lisa Leslie	6	6	34.7	.452	.000	.615	3.2	6.0	9.2	2.0	1.33	1.50	2.17	4.30	16.7
Tina Thompson	6	6	36.3	.378	.462	.958	2.7	4.3	7.0	2.8	0.83	0.67	2.50	2.70	15.2
Betty Lennox	6	0	21.3	.414	.440	1.000	0.3	2.7	3.0	1.5	0.83	0.00	1.83	1.80	12.3
DeLisha Milton-Jones	6	6	31.7	.351	.308	.625	2.7	3.2	5.8	2.5	1.67	0.17	2.17	2.30	9.0
Noelle Quinn	6	4	26.3	.263	.100	1.000	0.8	2.3	3.2	3.8	1.17	0.50	3.17	1.70	4.8
Kristi Harrower	5	2	11.8	.500	.333	.000	0.0	0.2	0.2	2.2	0.40	0.00	0.80	0.20	2.6
Marie Ferdinand-Harris	2	0	7.0	.250	.500	1.000	0.5	0.5	1.0	0.0	0.50	0.00	0.00	1.00	2.5
Vanessa Hayden	1	0	2.0	.000	.000	.000	0.0	0.0	0.0	0.0	0.00	0.00	0.00	0.00	0.0
Shannon Bobbitt	3	0	3.7	.000	.000	.000	0.0	0.3	0.3	0.0	0.00	0.00	0.33	1.00	0.0
Lindsay Wisdom-Hylton	2	0	1.5	.000	.000	.000	0.0	0.5	0.5	0.5	0.00	0.00	0.00	0.00	0.0
Team Averages	6	0	200.0	.410	.365	.764	13.3	26.3	39.7	16.3	7.2	4.7	14.7	17.7	79.0
Opponents	6	0	200.0	.413	.374	.831	6.3	20.3	26.7	15.7	7.8	3.5	13.3	23.8	77.7





YEAR-BY-YEAR STATS (PLAYOFFS)

2008 Conference Semi-Finals vs. Seattle Storm; (Won 2-1)

Date	Opp.	W/L	High Scoring	High Rebounds	High Assists	Opp. Scoring	Atten.
9/19/08	Sea	W, 77-69	3 Tied- 11	Leslie - 11	Parker - 7	Bird - 23	9,601
9/21/08	@ Sea	L, 50-64	2 Tied - 11	Leslie - 11	2 Tied - 3	Bird - 20	8,230
9/23/08	@ Sea	W, 71-64	Parker - 20	Milton-Jones - 8	Parker - 4	Wright - 20	7,805

Conference Finals vs. San Antonio Silver Stars; (Lost 1-2)

Date	Opp.	W/L	High Scoring	High Rebounds	High Assists	Opp. Scoring	Atten.
9/25/08	SA	W, 85-70	Leslie -22	Parker - 12	Johnson - 8	Wauters - 18	7,102
9/27/08	@ SA	L, 66-67	Parker - 19	Parker - 17	Bobbitt - 4	Young - 21	7,715
9/28/08	@ SA	L, 72-76	2 Tied - 16	Milton-Jones - 10	Parker - 5	Hammon - 35	7,111

Two Rounds, Six Games Played; 3-3

Player	G	GS	MPG	FG%	3p%	FT%	OFF	DEF	TOT	APG	SPG	BPG	TO	PF	PPG
Candace Parker	6	6	36.5	.459	.000	.759	3.3	6.5	9.8	3.8	1.50	2.17	2.83	2.70	15.0
Lisa Leslie	6	6	32.0	.516	.500	.625	2.0	6.8	8.8	2.2	1.17	2.83	4.33	4.80	13.8
DeLisha Milton-Jones	6	6	34.3	.407	.357	.733	2.3	3.7	6.0	1.8	1.33	0.67	2.17	3.80	10.7
Temeka Johnson	6	0	19.2	.455	.286	.857	0.5	1.8	2.3	3.5	1.00	0.17	2.17	1.70	8.0
Marie Ferdinand-Harris	6	0	18.5	.385	.364	.917	0.8	1.7	2.5	1.8	0.33	0.00	1.33	1.30	7.5
Raffaella Masciadri	5	3	16.4	.444	.467	.600	0.2	0.2	0.4	0.4	0.40	0.60	0.20	1.60	6.8
Shannon Bobbitt	6	6	21.2	.250	.316	.250	0.5	1.0	1.5	3.0	0.83	0.00	1.33	3.20	4.5
Kiesha Brown	4	3	8.0	.429	.333	1.000	0.3	0.0	0.3	0.5	0.00	0.00	0.25	0.30	3.5
Sidney Spencer	5	0	9.6	.250	.000	1.000	0.8	1.0	1.8	0.2	0.00	0.20	0.60	1.00	1.4
Jessica Moore	6	0	8.7	.333	.000	1.000	0.0	0.8	0.8	0.5	0.00	0.00	0.50	1.30	1.3
Murriel Page	5	0	3.0	.000	.000	.500	0.0	0.0	0.0	0.2	0.00	0.20	0.00	0.40	0.2
Margo Dydek	1	0	1.0	.000	.000	.000	0.0	1.0	1.0	0.0	0.00	0.00	0.00	0.00	0.0
Team Averages	6	0	200.0	.417	.325	.725	10.5	23.5	34.0	17.7	6.5	6.7	16.7	21.5	70.2
Opponents	6	0	200.0	.402	.353	.820	6.7	20.2	26.8	12.5	8.3	3.0	14.8	17.7	68.3

PLAYOFFS



YEAR-BY-YEAR STATS (PLAYOFFS)



2006 Conference Semi-Finals vs. Seattle Storm; (Won 2-1)

Date	Opp.	W/L	High Scoring	High Rebounds	High Assists	Opp. Scoring	Atten.
8/18/06	@ Sea	L, 72-84	Leslie - 15	Holdsclaw - 9	2 Tied - 4	Jackson - 22	9,481
8/20/06	Sea	W, 78-70	Leslie - 17	Mabika - 7	T. Moore - 6	Lennox - 19	6,304
8/22/06	Sea	W, 68-63	2 Tied - 14	Leslie - 8	Johnson - 6	Jackson - 19	8,259

Conference Finals vs. Sacramento Monarchs; (Lost 0-2)

Date	Opp.	W/L	High Scoring	High Rebounds	High Assists	Opp. Scoring	Atten.
8/24/06	@ Sac	L, 61-64	Mabika - 23	Leslie - 11	Johnson - 5	Griffith - 18	9,285
8/26/06	Sac	L, 58-72	T. Moore - 16	Leslie - 4	Johnson - 4	Griffith - 15	6,852

Two Rounds, Five Games Played; 2-3

Player	G	GS	MPG	FG%	3p%	FT%	OFF	DEF	TOT	APG	SPG	BPG	TO	PF	PPG
Mwadi Mabika	5	4	28.0	.388	.433	.706	1.4	2.6	4.0	2.0	1.40	0.00	1.60	4.20	15.4
Lisa Leslie	5	5	32.6	.308	.333	.759	2.4	4.8	7.2	1.8	0.80	1.60	3.40	4.00	12.6
Temeka Johnson	5	5	28.0	.417	.200	.833	0.6	1.2	1.8	4.8	1.60	0.00	2.00	2.40	9.2
Tamara Moore	4	4	21.8	.526	.667	.636	0.8	2.3	3.0	2.8	0.75	0.25	2.00	1.80	7.8
Christi Thomas	5	0	21.4	.545	.667	.800	0.2	3.0	3.2	0.8	0.60	1.20	0.20	2.60	6.0
Murriel Page	5	1	23.6	.310	.500	.818	2.0	2.6	4.6	0.6	0.60	0.40	0.40	2.20	5.6
Jessica Moore	5	5	17.8	.500	.000	1.000	1.0	2.2	3.2	1.0	0.40	0.00	0.60	2.80	4.8
Chamique Holdsclaw	3	1	15.0	.333	.500	.000	1.3	2.3	3.7	1.3	0.33	0.67	1.00	1.00	4.3
Lisa Willis	5	0	13.0	.273	.250	.500	1.2	1.4	2.6	1.4	0.20	0.00	0.60	0.80	3.2
Doneeka Lewis	5	0	8.0	.308	.200	.000	0.6	0.4	1.0	1.2	0.20	0.00	0.60	0.60	1.8
Tiffany Stansbury	2	0	3.5	.000	.000	.000	0.0	0.5	0.5	0.5	0.00	0.50	0.00	0.50	0.0
Team Averages	5	0	200.0	.382	.397	.747	10.8	21.6	32.4	16.8	6.6	4.0	12.2	21.8	67.4
Opponents	5	0	200.0	.386	.302	.756	10.0	22.6	32.6	16.4	6.0	4.0	13.4	15.4	70.6

2005 Conference Semi-Finals vs. Sacramento Monarchs; (Lost 0-2)

Date	Opp.	W/L	High Scoring	High Rebounds	High Assists	Opp. Scoring	Atten.
8/31/05	Sac	L, 72-75	Holdsclaw - 24	Leslie - 5	Teasley - 9	2 Tied - 18	6,760
9/2/05	@ Sac	L, 63-81	Whitmore - 15	Leslie - 8	Teasley - 5	2 Tied - 13	10,193

One Round, Two Games Played; 0-2

Player	G	GS	MPG	FG%	3p%	FT%	OFF	DEF	TOT	APG	SPG	BPG	TO	PF	PPG
Chamique Holdsclaw	2	2	39.0	.519	1.000	.400	1.5	3.5	5.0	1.0	2.00	0.00	3.00	3.00	15.5
Raffaella Masciadri	2	1	23.5	.471	.400	1.000	1.0	0.5	1.5	2.0	0.50	0.00	0.50	3.00	12.0
Nikki Teasley	2	1	30.5	.333	.182	.667	1.0	1.5	2.5	7.0	1.50	0.00	1.50	2.00	11.0
Lisa Leslie	2	2	33.5	.357	.000	.615	2.0	4.5	6.5	3.5	2.50	1.50	1.00	4.00	9.0
Tamika Whitmore	2	2	24.0	.429	1.000	.625	1.0	0.5	1.5	0.5	0.50	0.00	3.50	3.50	9.0
Christi Thomas	2	0	19.0	.750	1.000	1.000	0.5	0.5	1.0	1.0	0.00	1.00	1.00	3.50	4.0
Laura Macchi	2	0	4.5	.500	1.000	1.000	0.0	0.0	0.0	0.0	0.00	0.00	0.00	0.50	3.5
Mwadi Mabika	1	1	11.0	.250	.000	.000	0.0	0.0	0.0	0.0	0.00	0.00	2.00	0.00	2.0
Doneeka Lewis	2	0	6.5	.500	.500	.000	0.0	0.5	0.5	1.0	0.50	0.00	1.00	0.00	1.5
Tamecka Dixon	2	1	6.0	.500	.000	.000	0.0	0.5	0.5	1.0	0.50	0.00	0.50	2.00	1.0
Edniesha Curry	2	0	8.0	.000	.000	.000	0.0	0.5	0.5	0.5	0.50	0.00	2.50	1.50	0.0
Team Averages	2	0	200.0	.436	.367	.667	7.0	12.5	19.5	17.5	8.5	2.5	15.5	23.0	67.5
Opponents	2	0	200.0	.519	.409	.673	7.5	24.0	31.5	19.0	6.0	2.5	15.5	20.5	78.0





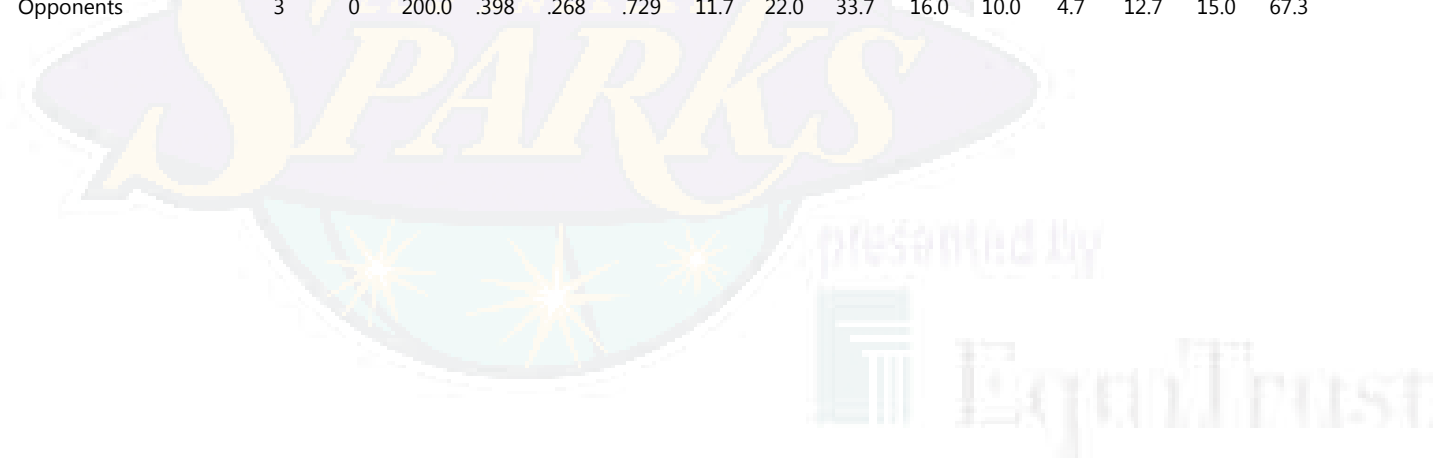
YEAR-BY-YEAR STATS (PLAYOFFS)

2004 Conference Semi-Finals vs. Sacramento Monarchs; (Lost 1-2)

Date	Opp.	W/L	High Scoring	High Rebounds	High Assists	Opp. Scoring	Atten.
9/24/04	@ Sac	L, 52-72	Mabika - 15	Thomas - 9	Teasley - 6	Smith - 21	8,426
9/26/04	Sac	W, 71-57	Mabika - 22	Dixon - 9	Dixon - 5	Smith - 15	7,471
9/28/04	Sac	L, 58-73	Mabika - 19	Leslie - 12	Teasley - 6	3 Tied - 17	7,008

One Round, Three Games Played; 1-2

Player	G	GS	MPG	FG%	3p%	FT%	OFF	DEF	TOT	APG	SPG	BPG	TO	PF	PPG
Mwadi Mabika	3	3	35.7	.370	.350	.938	1.0	1.7	2.7	3.3	2.33	0.00	2.00	3.30	18.7
Lisa Leslie	3	3	36.7	.452	.000	.750	1.3	7.3	8.7	0.7	0.33	2.67	2.67	3.30	11.3
Tamecka Dixon	3	3	33.3	.400	.000	.875	1.3	4.3	5.7	3.0	0.67	0.00	3.33	4.00	10.3
Christi Thomas	3	3	33.3	.545	.000	.000	3.7	4.0	7.7	0.7	0.33	0.33	0.67	4.70	8.0
Nikki Teasley	3	3	29.3	.263	.333	1.000	0.3	0.7	1.0	5.3	0.67	0.33	4.67	3.30	6.3
Tamika Whitmore	3	0	13.0	.400	.000	1.000	0.0	2.0	2.0	0.3	0.00	0.00	1.00	1.30	3.3
Laura Macchi	1	0	15.0	.167	.000	.000	1.0	3.0	4.0	1.0	1.00	0.00	3.00	4.00	2.0
Doneeka Lewis	3	0	9.7	.400	1.000	.000	0.0	1.3	1.3	1.3	0.33	0.00	1.00	0.00	1.7
Raffaella Masciadri	1	0	2.0	.000	.000	.000	0.0	0.0	0.0	0.0	0.00	0.00	0.00	1.00	0.0
Teresa Weatherspoon	2	0	5.0	.000	.000	.000	0.5	0.5	1.0	0.5	0.50	0.00	1.50	0.50	0.0
Team Averages	3	0	200.0	.394	.325	.895	8.3	22.7	31.0	15.3	5.3	3.3	17.3	22.0	60.3
Opponents	3	0	200.0	.398	.268	.729	11.7	22.0	33.7	16.0	10.0	4.7	12.7	15.0	67.3



PLAYOFFS



YEAR-BY-YEAR STATS (PLAYOFFS)



2003 Conference Semi-Finals vs. Seattle Storm; (Won 2-1)

Date	Opp.	W/L	High Scoring	High Rebounds	High Assists	Opp. Scoring	Atten.
8/28/03	@ Min	L, 72-74	Leslie - 24	2 Tied - 7	Dixon - 5	Smith - 23	3,622
8/30/03	Min	W, 80-69	Leslie - 20	Milton-Jones - 10	Teasley - 8	Smith - 18	8,128
9/1/03	Min	W, 74-64	Leslie - 22	2 Tied - 7	Teasley - 8	Raymond - 17	6,920

Conference Finals vs. Sacramento Monarchs; (Won 2-1)

Date	Opp.	W/L	High Scoring	High Rebounds	High Assists	Opp. Scoring	Atten.
9/5/03	@ Sac	L, 69-77	Leslie - 25	2 Tied - 7	Teasley - 8	Griffith - 17	13,986
9/7/03	Sac	W, 79-54	Mabika - 24	Teasley - 8	Teasley - 10	Smith - 15	7,982
9/8/03	Sac	W, 66-63	Leslie - 26	Leslie - 7	Teasley - 10	Walker - 16	6,955

Finals Vs. Detroit Shock; (Lost 1-2)

Date	Opp.	W/L	High Scoring	High Rebounds	High Assists	Opp. Scoring	Atten.
9/12/03	Det	W, 75-63	Leslie - 23	Leslie - 12	Teasley - 11	Cash - 16	10,264
9/14/03	@ Det	L, 61-62	2 Tied - 18	Leslie - 15	Teasley - 6	Holland-Corn - 16	17,846
9/16/03	@ Det	L, 78-83	Mabika - 29	Leslie - 11	Teasley - 7	Riley - 27	22,076

Three Rounds, Nine Games Played; 5-4

Player	G	GS	MPG	FG%	3p%	FT%	OFF	DEF	TOT	APG	SPG	BPG	TO	PF	PPG
Lisa Leslie	9	9	36.3	.540	.333	.704	2.4	6.4	8.9	2.6	1.33	3.11	2.67	4.30	20.8
DeLisha Milton-Jones	9	9	37.6	.443	.556	.771	2.2	4.1	6.3	2.8	1.89	1.44	2.22	4.40	14.6
Mwadi Mabika	9	9	38.2	.438	.353	.846	1.1	4.4	5.6	2.3	1.56	0.22	2.22	3.20	14.3
Tamecka Dixon	9	9	35.1	.426	.333	.963	0.9	2.3	3.2	3.2	1.56	0.22	1.22	3.00	12.2
Nikki Teasley	9	9	34.7	.328	.222	.800	1.2	3.2	4.4	7.9	1.33	0.00	3.00	2.60	7.8
Vanessa Nygaard	5	0	4.8	.600	1.000	.000	0.6	0.4	1.0	0.0	0.20	0.20	0.20	0.20	1.6
Nicky McCrimmon	7	0	7.7	.222	.167	.000	0.0	0.6	0.6	1.0	0.29	0.00	0.57	0.70	1.3
Sophia Witherspoon	5	0	2.8	.200	.000	.750	0.0	0.4	0.4	0.0	0.20	0.00	0.40	0.20	1.0
Lynn Pride	6	0	6.0	.333	.000	1.000	1.0	0.5	1.5	0.2	0.33	0.17	0.50	1.70	0.8
Jennifer Gillom	6	0	3.7	.000	.000	.000	0.0	0.2	0.2	0.0	0.17	0.17	0.00	0.80	0.0
Shaquala Williams	4	0	3.3	.000	.000	.000	0.0	0.0	0.0	0.0	0.00	0.00	0.00	0.50	0.0
Team Averages	9	0	200.0	.436	.325	.792	8.9	21.9	30.8	19.7	8.4	5.3	12.9	20.2	72.7
Opponents	9	0	200.0	.392	.333	.801	9.2	21.2	30.4	16.8	7.0	3.9	13.9	16.7	67.7





YEAR-BY-YEAR STATS (PLAYOFFS)

2002 Conference Semi-Finals vs. Seattle Storm; (Won 2-0)

Date	Opp.	W/L	High Scoring	High Rebounds	High Assists	Opp. Scoring	Atten.
8/15/02	@ Sea	W, 78-61	Leslie - 24	Lesle - 9	Teasley - 8	Jackson - 19	9,686
8/17/02	Sea	W, 69-59	Leslie - 23	Milton-Jones - 10	2 Tied - 4	2 Tied - 17	8,187

Conference Finals vs. Utah Starzz; (Won 2-0)

Date	Opp.	W/L	High Scoring	High Rebounds	High Assists	Opp. Scoring	Atten.
8/22/02	@ Uta	W, 75-67	Milton-Jones - 17	Leslie - 8	Milton-Jones - 5	Williams - 14	14,823
8/24/02	Uta	W, 103-77	Leslie - 25	Mabika - 9	Teasley - 9	2 Tied - 16	10,139



Finals Vs. New York Liberty; (Won 2-0, WNBA Champions)

Date	Opp.	W/L	High Scoring	High Rebounds	High Assists	Opp. Scoring	Atten.
8/29/02	@ NY	W, 71-63	Mabika - 20	Byears - 11	Teasley - 11	Hammon - 18	17,666
8/31/02	NY	W, 69-66	Leslie - 17	Byears - 11	Teasley - 11	2 Tied - 17	13,493

Three Rounds, Six Games Played; 6-0, WNBA Champions

Player	G	GS	MPG	FG%	3p%	FT%	OFF	DEF	TOT	APG	SPG	BPG	TO	PF	PPG
Lisa Leslie	6	6	38.7	.535	.625	.731	1.7	6.2	7.8	1.8	1.83	2.83	1.33	3.70	19.3
Mwadi Mabika	6	6	35.3	.378	.320	.692	1.8	5.0	6.8	4.2	1.33	0.17	1.67	3.20	14.7
DeLisha Milton-Jones	6	3	34.0	.450	.563	.938	1.5	5.3	6.8	1.3	1.67	1.50	1.83	3.70	13.0
Tamecka Dixon	5	4	29.4	.568	.500	.900	0.4	3.6	4.0	3.4	2.40	0.00	2.60	3.00	12.2
Nikki Teasley	6	6	30.7	.333	.227	.842	0.5	1.7	2.2	7.8	1.50	0.17	3.67	3.70	8.2
Latasha Byears	6	2	21.3	.633	.000	.364	2.5	2.3	4.8	0.8	1.50	0.17	1.67	3.20	7.0
Erika de Souza	1	0	3.0	.000	.000	.750	1.0	0.0	1.0	0.0	0.00	0.00	0.00	0.00	3.0
Sophia Witherspoon	6	0	6.5	.357	.364	1.000	0.2	0.7	0.8	0.3	0.17	0.00	0.17	0.50	3.0
Nicky McCrimmon	5	0	4.4	.429	.500	1.000	0.0	0.2	0.2	0.4	0.40	0.00	0.20	0.40	1.6
Marlies Askamp	4	3	6.0	.000	.000	1.000	0.3	0.5	0.8	0.0	0.00	0.00	0.00	1.00	0.5
Vedrana Grgin-Fonseca	1	0	5.0	.000	.000	.000	0.0	0.0	0.0	2.0	0.00	0.00	0.00	0.00	0.0
Team Averages	6	0	200.0	.457	.386	.765	8.8	24.7	33.5	19.8	10.3	4.8	13.0	21.3	77.5
Opponents	6	0	200.0	.386	.299	.776	8.5	19.7	28.2	14.2	6.0	4.2	16.2	19.2	65.5



YEAR-BY-YEAR STATS (PLAYOFFS)



2001 Conference Semi-Finals vs. Houston Comets; (Won 2-0)

Date	Opp.	W/L	High Scoring	High Rebounds	High Assists	Opp. Scoring	Atten.
8/18/01	@ Hou	W, 64-59	Leslie - 19	Leslie - 11	Figgs - 4	Lassiter - 17	9,756
8/20/01	Hou	W, 70-58	Leslie - 28	Leslie - 18	Figgs - 9	Arcain - 18	8,730

Conference Finals vs. Sacramento Monarchs; (Won 2-1)

Date	Opp.	W/L	High Scoring	High Rebounds	High Assists	Opp. Scoring	Atten.
8/24/01	@ Sac	W, 74-73	2 Tied - 15	Leslie - 10	2 Tied - 6	Griffith - 18	8,502
8/26/01	Sac	L, 60-80	Leslie - 13	Mabika - 11	Figgs - 6	Griffith - 24	11,972
8/27/01	Sac	W, 93-62	Leslie - 35	Leslie - 16	Figgs - 10	Holland-Corn - 12	7,174



Finals vs. Charlotte Sting; (Won 2-0, WNBA Champions)

Date	Opp.	W/L	High Scoring	High Rebounds	High Assists	Opp. Scoring	Atten.
8/30/01	@ Cha	W, 75-66	Leslie - 24	2 Tied - 8	Milton-Jones - 5	Stinson - 18	16,132
9/1/01	Cha	W, 82-54	Leslie - 24	Leslie - 13	Dixon - 7	Sutton-Brown - 12	13,141

Three Rounds, Seven Games Played; 6-1, WNBA Champions

Player	G	GS	MPG	FG%	3p%	FT%	OFF	DEF	TOT	APG	SPG	BPG	TO	PF	PPG
Lisa Leslie	7	7	37.1	.492	.429	.740	4.0	8.3	12.3	3.0	1.71	4.43	3.71	3.10	22.3
Tamecka Dixon	7	7	36.1	.482	.462	.818	0.7	1.7	2.4	4.1	1.29	0.29	2.86	2.00	13.6
DeLisha Milton-Jones	7	7	32.3	.547	.375	.684	1.7	4.6	6.3	2.9	1.00	1.43	1.57	3.10	12.3
Mwadi Mabika	7	7	33.0	.318	.250	.786	0.9	5.7	6.6	2.4	1.00	0.86	1.43	3.00	9.0
Ukari Figgs	7	7	34.1	.340	.278	.750	0.4	1.7	2.1	5.9	0.57	0.57	0.86	2.00	8.3
Latasha Byears	7	0	14.6	.500	.000	.643	2.1	1.9	4.0	0.3	0.43	0.57	0.71	2.30	6.4
Rhonda Mapp	5	0	5.4	.333	.000	.000	0.2	1.2	1.4	0.6	0.00	0.00	0.40	1.00	1.2
Vedrana Grgin-Fonseca	4	0	1.8	.333	.000	1.000	0.0	0.3	0.3	0.0	0.00	0.00	0.00	0.00	1.0
Nicky McCrimmon	7	0	5.9	.500	1.000	.500	0.0	0.6	0.6	0.9	0.71	0.00	0.57	0.70	0.7
Wendi Willits	4	0	2.3	.000	.000	.000	0.3	0.0	0.3	0.3	0.00	0.00	0.25	0.00	0.0
Nicole Levandusky	3	0	1.7	.000	.000	.000	0.0	0.0	0.0	0.0	0.00	0.00	0.00	0.00	0.0
Team Averages	7	0	200.0	.444	.300	.731	10.1	25.4	35.6	20.0	6.7	8.1	12.3	17.0	74.0
Opponents	7	0	200.0	.386	.331	.756	8.3	20.3	28.6	15.3	5.9	4.9	12.4	18.0	64.6

PLAYOFFS





YEAR-BY-YEAR STATS (PLAYOFFS)

2000 Conference Semi-Finals vs. Phoenix Mercury; (Won 2-0)

Date	Opp.	W/L	High Scoring	High Rebounds	High Assists	Opp. Scoring	Atten.
8/11/00	@ Pho	W, 86-71	Leslie - 20	Leslie - 11	Dixon - 5	Reed - 17	6,167
8/13/00	Pho	W, 101-76	Leslie - 29	2 Tied - 8	Dixon - 7	Gillom - 16	9,811

Conference Finals vs. Houston Comets; (Lost 0-2)

Date	Opp.	W/L	High Scoring	High Rebounds	High Assists	Opp. Scoring	Atten.
8/17/00	@ Hou	L, 56-77	Mabika - 21	Leslie - 8	2 Tied - 4	Swoopes - 22	14,597
8/20/00	Hou	L, 69-74	Mabika - 19	Leslie - 14	2 Tied - 5	Cooper - 29	13,884

Two Rounds, Four Games Played; 2-2

Player	G	GS	MPG	FG%	3p%	FT%	OFF	DEF	TOT	APG	SPG	BPG	TO	PF	PPG
Lisa Leslie	4	4	34.8	.491	.000	.826	2.5	7.8	10.3	2.0	0.25	1.25	3.25	3.50	18.8
Mwadi Mabika	4	4	34.0	.543	.531	.750	1.5	3.8	5.3	1.0	1.50	1.00	1.25	3.50	17.5
DeLisha Milton-Jones	4	4	34.0	.541	.000	.833	2.8	2.8	5.5	3.0	1.50	0.50	2.50	3.50	12.5
Tamecka Dixon	4	4	31.8	.370	.500	.889	1.0	1.8	2.8	4.0	0.75	0.00	2.00	3.00	11.8
Ukari Figs	4	4	26.5	.304	.364	1.000	1.5	2.5	4.0	4.8	0.50	0.00	2.75	2.50	6.0
Allison Feaster	4	0	11.0	.313	.231	1.000	0.8	1.5	2.3	0.8	0.50	0.25	1.25	2.80	3.8
Clarisse Machanguana	4	0	11.8	.500	.000	.667	1.5	1.3	2.8	0.0	0.25	0.25	0.25	1.50	3.0
Nicky McCrimmon	4	0	12.3	.250	.250	.750	0.8	1.0	1.8	2.5	0.25	0.00	1.25	0.50	2.5
La'Keshia Frett	3	0	2.3	.667	.000	.750	0.0	0.0	0.0	0.0	0.00	0.00	0.00	0.00	2.3
Vedrana Grgin-Fonseca	3	0	2.3	.500	.000	.000	0.0	1.0	1.0	0.3	0.33	0.00	0.67	0.00	0.7
Paige Sauer	1	0	2.0	.000	.000	.000	0.0	1.0	1.0	0.0	0.00	0.00	0.00	1.00	0.0
Team Averages	4	0	200.0	.448	.405	.806	12.3	23.3	35.5	18.3	5.8	3.2	15.8	21.0	78.0
Opponents	4	0	200.0	.440	.324	.785	8.3	18.3	26.5	14.8	9.0	3.5	11.5	16.5	74.0



YEAR-BY-YEAR STATS (PLAYOFFS)



1999 Conference Semi-Finals vs. Sacramento Monarchs; (Won 1-0)

Date	Opp.	W/L	High Scoring	High Rebounds	High Assists	Opp. Scoring	Atten.
8/24/99	Sac	W, 71-58	Leslie - 22	Leslie - 12	Grubin - 9	Bolton - 15	8,569

Conference Finals vs. Houston Comets; (Lost 1-2)

Date	Opp.	W/L	High Scoring	High Rebounds	High Assists	Opp. Scoring	Atten.
8/26/99	Hou	W, 75-60	Leslie - 23	2 Tied - 7	Grubin - 7	Swoopes - 17	10,099
8/29/99	@ Hou	L, 55-83	Leslie - 11	Leslie - 8	Leslie - 4	Cooper - 22	14, 883
8/30/99	@ Hou	L, 62-72	Leslie - 20	2 Tied - 7	Mabika - 5	2 Tied - 23	12,673

Two Rounds, Four Games Played; 2-2

Player	G	GS	MPG	FG%	3p%	FT%	OFF	DEF	TOT	APG	SPG	BPG	TO	PF	PPG
Lisa Leslie	4	4	36.3	.483	.308	.778	1.5	7.0	8.5	2.8	1.00	1.50	3.50	3.00	19.0
DeLisha Milton-Jones	4	4	31.8	.450	.176	.429	1.5	3.8	5.3	2.5	1.75	1.50	1.25	3.00	9.8
Mwadi Mabika	4	4	31.8	.378	.176	.000	1.8	2.8	4.5	2.8	3.25	0.25	2.50	5.50	9.3
Gordana Grubin	4	4	29.8	.351	.250	.500	0.8	2.3	3.0	5.8	1.25	0.00	2.00	2.30	7.8
La'Keshia Frett	4	4	30.3	.367	.000	.857	3.0	2.3	5.3	3.3	0.50	0.50	0.75	1.50	7.0
Clarisse Machanguana	1	0	7.0	.667	.000	.000	1.0	1.0	2.0	0.0	0.00	0.00	0.00	1.00	4.0
Tamecka Dixon	4	0	10.5	.350	.000	1.000	1.0	1.0	2.0	1.3	0.75	0.00	1.25	1.00	3.8
Allison Feaster	4	0	8.0	.267	.200	1.000	0.3	0.3	0.5	0.3	0.25	0.00	0.25	0.80	3.5
Penny Toler	4	0	10.5	.333	.000	.500	0.3	1.3	1.5	0.5	0.50	0.00	0.75	1.00	2.5
Nina Bjedov	4	0	8.5	.800	.500	.000	0.5	1.3	1.8	0.0	0.25	0.50	0.50	1.00	2.3
Ukari Figgs	1	0	4.0	.000	.000	.000	1.0	0.0	1.0	0.0	0.00	0.00	0.00	0.00	0.0
Team Averages	4	0	200.0	.407	.232	.711	11.0	22.0	33.0	19.0	9.5	4.2	12.8	19.3	65.8
Opponents	4	0	200.0	.415	.306	.771	8.8	22.8	31.5	13.3	8.0	5.5	14.8	15.0	68.3





WINNER



20TH



presented by





ATLANTA DREAM



Manager of Media RelationsBrad Gust
 Email: Brad.Gust@AtlantaDream.net
 Phone: (678) 510-7396

TV Play-by-Play Bob Rathburn
 Email: Media@AtlantaDream.net

TV Analyst LaChina Robinson
 Email: Media@AtlantaDream.net

Owner Mary Brock
 Owner Kelly Loeffler
 President & General Manager Angela Taylor
 Chief Operating Officer Maureen Brown
 Chief Revenue Officer Alton Byrd
 Director of Marketing Ryan Eklund
 Director of Corporate Partnerships David Schneider
 Senior Director, Ticket Sales and Service Natalie White

Head Coach Michael Cooper
 Assistant Coach Karleen Thompson
 Assistant Coach Teresa Edwards
 Athletic Trainer Michael Douglas
 Basketball Operations Manager Camensky Bryson
 Basketball Operations Coordinator Angelica Mealing



101 Marietta St., Suite 200
 Atlanta, GA 30303
 (877) 977-7729; Fax: (678) 510-7489
www.atlantadream.net

Dream Franchise Timeline

Atlanta Dream 2008-present

All-Time Record vs. Dream

Overall 5-11
 Home 3-5
 Road 2-6

2015 vs. Dream

7/16 Atl L 76-72
 9/9 @Atl L 90-60

2016 vs. Dream

6/30 Atl 12:30 PM PT
 7/17 @Atl 12:00 PM PT
 9/8 Atl 7:30 PM PT



ALL-TIME SERIES (REG. SEASON)

Regular Season Game-By-Game (5-11)

5/25/08	@Atl	W	74-56	1-0
9/11/08	Atl	L	72-83	1-1
8/23/09	@Atl	W	91-87	2-1
9/1/09	Atl	L	79-84	2-2
5/30/10	Atl	L	82-101	2-3
6/27/10	@Atl	L	81-89	2-4
7/28/11	@Atl	L	80-89	2-5
8/16/11	Atl	L	79-84	2-6
6/15/12	@Atl	L	59-92	2-7
7/8/12	Atl	W	79-63	3-7
7/17/13	Atl	W	77-73	4-7
9/2/13	@Atl	L	82-92	4-8
6/3/14	@Atl	L	85-93	4-9
8/8/14	Atl	W	80-77 (OT)	5-9
7/16/15	Atl	L	76-72	5-10
9/9/15	@Atl	L	90-60	5-11

Regular Season Misc. Statistics

Current Streak

Lost 2

Current Home Streak

Lost 1

Current Road Streak

Lost 6

Most Points Scored

91 (8/23/09)

Fewest Points Scored

59 (6/15/12)

Most Points Allowed

101 (5/30/10)

Fewest Points Allowed

56 (5/25/08)

Largest Winning Margin

18 (5/25/08)

Largest Losing Margin

33 (6/15/12)

2015 Sparks Head-to-Head Stats vs. Dream (Lost, 0-2)

Los Angeles Sparks Record (W-L) : 0-2 Home(0-1) Away(0-1)

NO	PLAYER	GP-GS	MIN	3-POINT				---REBOUNDS---											PTS/AVG
				FGM-FGA	FG%	FTM-FTA	FT%	OFF	DEF	TOT/AVG	AST	PF-DQ	STL	TO	BLK				
30	Ogumika, N	1-1	36:09	8-15	0.533	0-0	0.000	3-4	0.750	3	3	6/6.0	0	3-0	2	2	0	19/19.0	
42	Lavender, J	2-2	60:55	13-24	0.542	0-0	0.000	8-8	1.000	3	14	17/8.5	3	2-0	0	3	2	34/17.0	
13	Abdi, F	1-1	33:39	5-14	0.357	1-4	0.250	1-2	0.500	3	3	6/6.0	2	4-0	1	1	0	12/12.0	
23	Dabovic, A	2-0	57:49	7-19	0.368	2-7	0.286	6-7	0.857	1	3	4/2.0	10	6-0	6	8	0	22/11.0	
31	Phillips, E	1-1	29:10	1-7	0.143	0-5	0.000	4-4	1.000	0	1	1/1.0	5	4-0	1	2	0	6/6.0	
14	Tolo, M	1-1	18:54	3-5	0.600	0-0	0.000	0-0	0.000	2	3	5/5.0	2	5-0	0	1	2	6/6.0	
20	Totiver, K	2-2	50:02	4-12	0.333	0-2	0.000	2-3	0.667	0	4	4/2.0	9	2-0	3	4	0	10/5.0	
2	Johnson, T	2-0	29:10	4-10	0.400	0-2	0.000	0-0	0.000	0	1	1/0.5	5	3-0	1	3	0	8/4.0	
15	Bradford, C	1-1	25:38	2-10	0.200	0-3	0.000	0-0	0.000	0	3	3/3.0	1	5-0	2	2	0	4/4.0	
22	Snow, M	1-0	20:29	2-4	0.500	0-0	0.000	0-2	0.000	0	2	2/2.0	0	1-0	0	3	1	4/4.0	
5	Hamson, J	2-1	36:51	3-9	0.333	0-0	0.000	1-7	0.143	3	1	4/2.0	1	3-0	2	1	2	7/3.5	
12	Lister, J	1-0	01:14	0-0	0.000	0-0	0.000	0-0	0.000	0	0	0/0.0	0	0-0	0	0	0	0/0.0	
3	Parker, C	0-0	00:00	0-0	0.000	0-0	0.000	0-0	0.000	0	0	0/0.0	0	0-0	0	0	0	0/0.0	
24	Hoover, A	0-0	00:00	0-0	0.000	0-0	0.000	0-0	0.000	0	0	0/0.0	0	0-0	0	0	0	0/0.0	
0	Beard, A	0-0	00:00	0-0	0.000	0-0	0.000	0-0	0.000	0	0	0/0.0	0	0-0	0	0	0	0/0.0	
Team												28				5			
Los Angeles Sparks		2-10	400:00	52-129	0.403	3-23	0.130	25-37	0.676	15	38	81/40.5	38	38-0	18	35	7	132/66.0	
Team												16				0			
OPPONENTS		2-10	400:00	57-144	0.396	10-36	0.278	42-48	0.875	30	55	101/50.5	35	37-0	19	31	11	166/83.0	



CHICAGO SKY



Manager of Media & Communications.....Lauren Niemiera
 Email: lnieriera@chicagosky.net

Principal Owner.....Michael Alter
 Chairman/Minority Owner.....Margaret Stender
 President & Chief Executive Officer.....Adam Fox
 Chief Financial Officer.....Rommel Famatid
 Vice President of Ticket Sales, Service & Marketing.....Julie Seyller
 Director of Ticket Operations.....James Thompson
 Vice President of Marketing Partnerships.....Jim Burda
 Vice President of Marketing & Operations.....Michelle Henstock

General Manager and Head Coach.....Pokey Chatman
 Assistant Coach.....Christie Sides
 Assistant Coach.....Wayne "Tree" Rollins
 Strength & Conditioning Coach.....Ann Crosby



20 W. Kinzie St., Suite 1000
 Chicago, IL 60610
 (312) 828-9550; Fax: (312) 828-9979
www.chicagosky.net

Sky Franchise Timeline

Chicago Sky 2006-present

All-Time Record vs. Sky

Overall 14-6
 Home 8-2
 Road 6-4

2015 vs. Sky

7/31 @Chi W, 88-77
 8/16 Chi W, 76-64

2016 vs. Sky

5/24 @Chi 4:00 PM PT
 6/14 Chi 7:30 PM PT
 7/13 @Chi 9:30 AM PT



ALL-TIME SERIES (REG. SEASON)

Regular Season Game-By-Game (14-6)

5/30/06	@Chi	W	64-55	1-0
6/9/06	Chi	W	73-65	2-0
5/22/07	@Chi	W	81-64	3-0
6/1/07	Chi	L	71-74 (OT)	3-1
6/3/08	@Chi	W	81-77 (OT)	4-1
6/18/08	Chi	W	80-67	5-1
7/29/09	@Chi	L	63-75	5-2
8/25/09	Chi	W	75-63	6-2
7/16/10	@Chi	L	68-80	6-3
8/4/10	Chi	W	82-77	7-3
7/30/11	@Chi	W	88-84	8-3
9/10/11	Chi	W	74-67	9-3
9/2/12	@Chi	L	74-85	9-4
9/13/12	Chi	W	86-77	10-4
6/29/13	@Chi	L	82-94	10-5
8/13/13	Chi	W	80-76	11-5
6/6/14	@Chi	W	102-88	12-5
7/1/14	Chi	L	83-90	12-6
7/31/15	@Chi	W	88-77	13-6
8/16/15	Chi	W	76-64	14-6

Regular Season Misc. Statistics

Current Streak

Won 2

Current Home Streak

Won 1

Current Road Streak

Won 2

Most Points Scored

102 (6/6/14)

Fewest Points Allowed

55 (5/30/06)

Fewest Points Scored

63 (7/29/09)

Largest Winning Margin

17 (5/22/07)

Most Points Allowed

94 (6/29/13)

Largest Losing Margin

12 (3 Times)

2015 Sparks Head-to-Head Stats vs. Sky (Won, 2-0)

Los Angeles Sparks		Record (W-L) : 2-0		Home(1-0)		Away(1-0)														
		3-POINT						---REBOUNDS---												
NO	PLAYER	GP-GS	MIN	FGM-FGA	FG%	FTM-FTA	FT%	OFF	DEF	TOT/AVG	AST	PF-DQ	STL	TO	BLK	PTS/AVG				
3	Parker, C	2-2	68:04	22-41	0.537	1-4	0.250	7-9	0.778	2	15	17/8.5	14	6-0	2	2	3	52/26.0		
20	Toliver, K	2-2	72:09	11-21	0.524	4-6	0.667	10-12	0.833	0	5	5/2.5	5	1-0	0	5	0	36/18.0		
30	Ogwumike, N	2-2	64:40	12-21	0.571	0-1	0.000	4-4	1.000	1	5	6/3.0	3	4-0	0	3	0	28/14.0		
42	Lavender, J	2-2	65:38	9-21	0.429	0-0	0.000	4-6	0.667	6	10	16/8.0	6	5-0	1	3	3	22/11.0		
0	Beard, A	2-2	55:36	5-10	0.500	0-1	0.000	2-3	0.667	1	11	12/6.0	0	4-0	5	0	1	12/6.0		
23	Dabovic, A	2-0	32:23	2-7	0.286	1-4	0.250	3-3	1.000	1	2	3/1.5	1	3-0	2	1	0	8/4.0		
2	Johnson, T	2-0	16:42	0-3	0.000	0-2	0.000	2-2	1.000	0	4	4/2.0	4	2-0	3	1	0	2/1.0		
14	Tolo, M	2-0	13:36	0-1	0.000	0-0	0.000	2-2	1.000	0	0	0/0.0	1	2-0	1	1	1	2/1.0		
15	Bradford, C	2-0	07:09	1-2	0.500	0-0	0.000	0-0	0.000	0	2	2/1.0	1	1-0	0	0	0	2/1.0		
13	Abdi, F	1-0	02:23	0-1	0.000	0-0	0.000	0-0	0.000	0	1	1/1.0	0	1-0	0	0	0	0/0.0		
5	Hamson, J	1-0	01:40	0-0	0.000	0-0	0.000	0-0	0.000	0	1	1/1.0	0	1-0	0	1	0	0/0.0		
31	Phillips, E	0-0	00:00	0-0	0.000	0-0	0.000	0-0	0.000	0	0	0/0.0	0	0-0	0	0	0	0/0.0		
Team												16					2			
Los Angeles Sparks		2-10	400:00	62-128	0.484	6-18	0.333	34-41	0.829	11	56	83/41.5	35	30-0	14	19	8	164/82.0		
Team												14					0			
OPPONENTS		2-10	400:00	51-138	0.370	7-25	0.280	32-41	0.780	22	50	86/43.0	31	38-0	10	18	9	141/70.5		



CONNECTICUT SUN



Media & Community Relations Manager.....Bill Tavares
btavares@connecticutsun.com

Publicist.....Jen Hidebrand
jhidebrand@connecticutsun.com

Chief Executive Officer.....Mitchell Etes
Vice President & General Manager.....Chris Sienko

Head Coach.....Anne Donovan
Assistant Coach.....Jennifer Gillom
Assistant Coach.....Steven Key
Scouting & Video Operations Manager.....Catherine Proto
Head Athletic Trainer.....Jeremy Norman
Strength and Conditioning Coach.....Lisa White



1 Mohegan Sun Boulevard
Uncasville, CT 06382
(860) 862-4000; Fax: (860) 862-4006
www.connecticutsun.com

Sun Franchise Timeline

Orlando Miracle 1999-2002
Connecticut Sun
2003-present

2015 vs. Sun

6/21 Con L 76-68
9/26 @Con L 80-76 (OT)

2016 vs. Sun

5/26 @Con 4:00 PM PT
6/26 Con 2:00 PM PT
7/15 @Con 4:00 PM PT

All-Time Record vs. Sun

Overall 18-14
Home 10-7
Road 8-7



ALL-TIME SERIES (REG. SEASON)

Regular Season Game-By-Game (18-14)

6/15/99	@Orl	L	86-88	0-1
7/27/99	Orl	W	81-60	1-1
7/25/00	Orl	W	78-63	2-1
6/1/01	@Orl	W	68-62	3-1
6/14/01	Orl	W	84-68	4-1
7/22/02	Orl	W	92-84	5-1
5/24/03	@Con	W	82-73	6-1
6/20/03	Con	L	73-76	6-2
5/27/04	@Con	L	73-82	6-3
6/14/04	Con	W	76-74 (OT)	7-3
6/20/05	Con	L	70-90	7-4
8/9/05	@Con	L	51-64	7-5
6/17/06	Con	W	82-70	8-5
8/3/06	@Con	L	63-72	8-6
5/26/07	@Con	W	88-68	9-6
7/7/07	Con	L	89-110	9-7
6/13/08	Con	W	98-93 (OT)	10-7
7/24/08	@Con	L	61-87	10-8
7/14/09	@Con	L	71-82	10-9
8/30/09	Con	W	91-81	11-9
6/18/10	Con	L	75-78	11-10
7/24/10	@Con	W	89-80	12-10
6/28/11	@Con	L	76-79	12-11
8/3/11	Con	L	70-79	12-12
6/13/12	@Con	W	87-81	13-12
9/14/12	Con	W	93-82	14-12
8/6/13	@Con	W	74-72	15-12
8/27/13	Con	W	91-78	16-12
7/13/14	@Con	W	90-64	17-12
8/3/14	Con	W	70-69	18-12
6/21/15	Con	L	76-68	18-13
9/26/15	@Con	L	80-76 (OT)	18-14

Regular Season Misc. Statistics

Current Streak

Lost 2

Current Home Streak

Lost 1

Current Road Streak

Lost 1

Most Points Scored

98 (6/13/08)

Fewest Points Allowed

60 (7/27/99)

Fewest Points Scored

51 (8/9/05)

Largest Winning Margin

26 (7/13/14)

Most Points Allowed

110 (7/7/07)

Largest Losing Margin

26 (7/24/08)

2015 Sparks Head-to-Head Stats vs. Sun (Lost, 0-2)

Los Angeles Sparks Record (W-L) : 0-2 Home(0-1) Away(0-1)

NO	PLAYER	GP-GS	MIN	3-POINT				---REBOUNDS---											PTS/AVG
				FGM-FGA	FG%	FTM-FTA	FT%	OFF	DEF	TOT/AVG	AST	PF-DQ	STL	TO	BLK				
42	Lavender, J	2-2	82:00	17-38	0.447	0-2	0.000	5-6	0.833	5	17	22/11.0	4	5-0	4	7	0	39/19.5	
30	Ogwumike, N	1-1	41:39	4-15	0.267	1-2	0.500	5-6	0.833	3	4	7/7.0	2	0-0	1	3	1	14/14.0	
13	Abdi, F	1-1	32:40	4-8	0.500	2-3	0.667	2-2	1.000	0	4	4/4.0	0	6-1	1	4	0	12/12.0	
24	Hoover, A	2-1	58:12	7-15	0.467	3-6	0.500	3-3	1.000	1	3	4/2.0	3	6-1	1	5	1	20/10.0	
2	Johnson, T	2-2	50:53	6-19	0.316	1-5	0.200	7-7	1.000	0	4	4/2.0	14	7-1	2	8	0	20/10.0	
14	Tolo, M	2-2	59:22	7-12	0.583	0-1	0.000	2-2	1.000	3	9	12/6.0	2	4-0	0	4	2	16/8.0	
21	Lacy, J	2-1	58:52	6-10	0.600	4-6	0.667	0-0	0.000	2	6	8/4.0	2	7-0	0	0	1	16/8.0	
12	Lister, J	1-0	30:41	3-6	0.500	1-1	1.000	0-0	0.000	1	2	3/3.0	2	2-0	1	4	0	7/7.0	
5	Hanson, J	1-0	05:24	0-0	0.000	0-0	0.000	0-0	0.000	0	0	0/0.0	0	0-0	0	0	0	0/0.0	
6	Clements, C	1-0	05:17	0-2	0.000	0-2	0.000	0-0	0.000	0	1	1/1.0	0	0-0	0	0	0	0/0.0	
0	Beard, A	0-0	00:00	0-0	0.000	0-0	0.000	0-0	0.000	0	0	0/0.0	0	0-0	0	0	0	0/0.0	
31	Phillips, E	0-0	00:00	0-0	0.000	0-0	0.000	0-0	0.000	0	0	0/0.0	0	0-0	0	0	0	0/0.0	
Team												16					1		
Los Angeles Sparks		2-10	425:00	54-125	0.432	12-28	0.429	24-26	0.923	15	50	81/40.5	29	37-3	10	36	5	144/72.0	
Team												26					1		
OPPONENTS		2-10	425:00	54-140	0.386	7-31	0.226	41-53	0.774	20	44	90/45.0	23	35-0	25	21	5	156/78.0	



DALLAS WINGS



Manager of Media Relations..... Bianca Gamez
 Email: bgamez@dallaswingsbasketball.com
 Phone: 817.900.3440

Owners Bill Cameron, Chris Christian
 General Manager Greg Bibb
 Senior Director of Basketball Operations Ashley Miller
 VP, Corporate Partnerships..... Steve Nelson
 Partnership Services Coordinator Jessica Zura

Head Coach Fred Williams
 Assistant Coach Ed Baldwin
 Assistant Coach Bridget Pettis
 Head Athletic Trainer Allison Russell
 Manager of Basketball Logistics Travis Charles
 Strength & Conditioning Coach Claus Antunes de Souza



500 East Border Street, Suite #250,
 Arlington, TX 76010
 817.900.3440
www.dallaswings.com

Wings Franchise Timeline

Dallas Wings 2015-present

All-Time Record vs. Wings

Overall 0-0
 Home 0-0
 Road 0-0

2016 vs. Wings

6/11 @Dal 5:30 PM PT
 6/28 Dal 7:00 PM PT
 9/2 @Dal 5:30 PM PT



ALL-TIME SERIES (REG. SEASON)

Regular Season Game-By-Game (0-0)

Regular Season Misc. Statistics

Current Streak _____

Current Home Streak _____

Current Road Streak _____

Most Points Scored

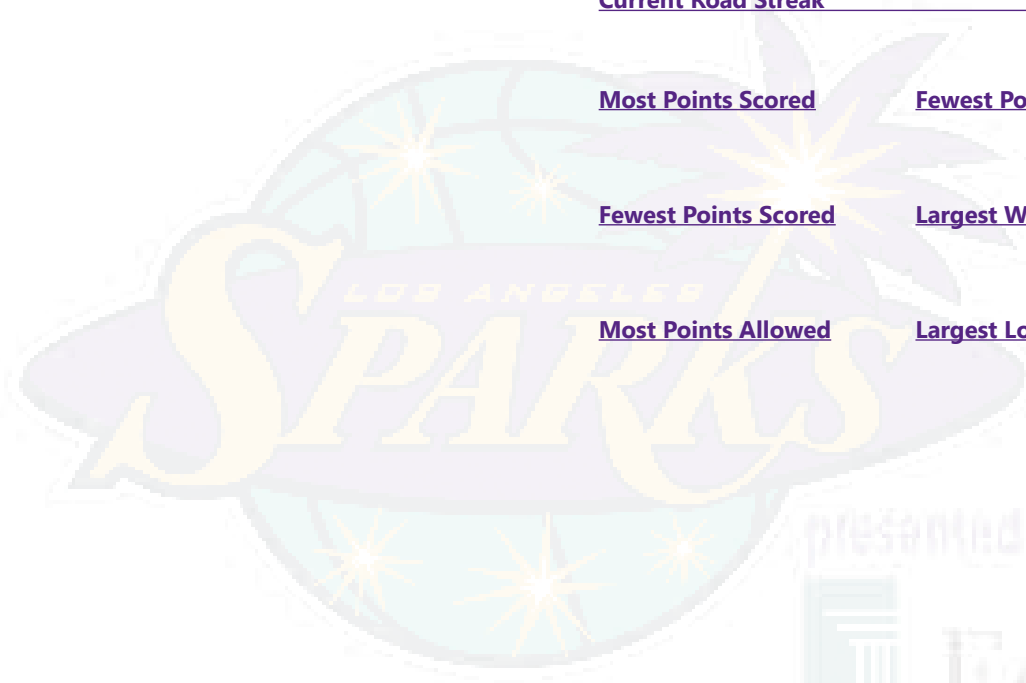
Fewest Points Allowed

Fewest Points Scored

Largest Winning Margin

Most Points Allowed

Largest Losing Margin



presented by



Equal Trust



INDIANA FEVER



Manager of Media Relations Kevin Messenger
 Email: kmessenger@pacers.com
 Phone: (317) 917-2844

Owner, Chairman & Chief Executive Officer Herbert Simon
 President & General Manager Kelly Krauskopf
 President & Chief Operating Officer Rick Fuson
 Chief Financial Officer Kevin Bower
 Director of Marketing Todd Taylor
 Director of Corporate Partnerships Terry Tiernon
 Senior Director, Ticket Sales and Service Julie Graue

Head Coach Stephanie White
 Assistant Coach Gail Goestenkors
 Assistant Coach Gary Kloppenburg
 Athletic Trainer Todd Champlin
 Basketball Operations Manager Ashley Floyd
 Basketball Operations Coordinator Drew Stanich



125 S. Pennsylvania Street
 Indianapolis, IN 46204
 (317) 917-2500; Fax: (317) 917-2599
www.feverbasketball.com

Fever Franchise Timeline

Indiana Fever 2000-present

All-Time Record vs. Fever

Overall 20-9
 Home 12-3
 Road 8-6

2015 vs. Fever

8/18 Ind L, 79-68
 8/26 @Ind W, 81-79

2016 vs. Fever

7/6 Ind 7:30 PM PT
 7/19 @Ind 5:00 PM PT
 9/4 Ind 4:00 PM PT



ALL-TIME SERIES (REG. SEASON)

Regular Season Game-By-Game (20-9)

6/28/00	@Ind	W	82-73	1-0
8/6/00	Ind	W	81-66	2-0
7/17/01	@Ind	W	73-58	3-0
7/28/02	Ind	W	80-62	4-0
6/12/03	Ind	W	74-66	5-0
6/25/04	@Ind	L	67-71	5-1
7/19/04	Ind	W	82-51	6-1
6/28/05	@Ind	W	61-58	7-1
8/13/05	Ind	W	69-59	8-1
7/7/06	Ind	W	72-60	9-1
7/22/06	@Ind	W	73-68	10-1
5/24/07	@Ind	L	70-83	10-2
7/5/07	Ind	L	56-57	10-3
5/29/08	@Ind	L	78-82 (2OT)	10-4
6/22/08	Ind	W	77-63	11-4
6/12/09	@Ind	L	61-73	11-5
8/10/09	Ind	W	75-63	12-5
7/22/10	@Ind	L	57-76	12-6
8/10/10	Ind	L	76-82	12-7
7/31/11	@Ind	L	63-98	12-8
8/18/11	Ind	W	75-70	13-8
7/12/12	@Ind	W	77-74	14-8
8/21/12	Ind	W	79-69	15-8
8/8/13	@Ind	W	74-64	16-8
8/16/13	Ind	W	94-72	17-8
7/15/14	@Ind	W	86-78	18-8
7/28/14	Ind	W	77-73	19-8
8/18/15	Ind	L	79-68	19-9
8/26/15	@Ind	W	81-79	20-9

Regular Season Misc. Statistics

Current Streak

Won 1

Current Home Streak

Lost 1

Current Road Streak

Won 4

Most Points Scored Fewest Points Allowed

94 (8/16/13) 51 (7/19/04)

Fewest Points Scored Largest Winning Margin

56 (7/5/07) 31 (7/19/04)

Most Points Allowed Largest Losing Margin

98 (7/31/11) 35 (7/31/11)

2015 Sparks Head-to-Head Stats vs. Fever (Split, 1-1)

Los Angeles Sparks Record (W-L) : 1-1 Home(0-1) Away(1-0)

NO	PLAYER	3-POINT							---REBOUNDS---											
		GP-GS	MIN	FGM-FGA	FG%	FGM-FGA	FG%	FTM-FTA	FT%	OFF	DEF	TOT/AVG	AST	PF-DQ	STL	TO	BLK	PTS/AVG		
3	Parker, C	2-2	72:37	12-24	0.500	1-7	0.143	15-22	0.682	2	18	20/10.0	15	8-0	11	10	3	40/20.0		
23	Dabovic, A	2-2	68:10	12-25	0.480	2-8	0.250	4-4	1.000	4	2	6/3.0	1	5-0	2	6	1	30/15.0		
42	Lavender, J	2-2	68:34	12-20	0.600	0-0	0.000	3-3	1.000	4	6	10/5.0	5	7-0	1	7	3	27/13.5		
20	Toliver, K	2-2	71:14	5-15	0.333	3-7	0.429	7-7	1.000	0	5	5/2.5	4	3-0	2	2	0	20/10.0		
15	Bradford, C	1-0	23:20	3-6	0.500	2-3	0.667	1-2	0.500	0	5	5/5.0	1	1-0	2	0	0	9/9.0		
2	Johnson, T	2-0	38:23	5-16	0.313	1-7	0.143	0-0	0.000	2	4	6/3.0	6	9-0	1	0	0	11/5.5		
0	Beard, A	1-1	31:09	2-7	0.286	0-1	0.000	0-0	0.000	0	1	1/1.0	4	3-0	1	1	1	4/4.0		
14	Tolo, M	2-1	17:32	2-5	0.400	0-0	0.000	2-2	1.000	2	3	5/2.5	1	3-0	1	0	0	6/3.0		
5	Hanson, J	1-0	05:27	1-1	1.000	0-0	0.000	0-2	0.000	1	0	1/1.0	0	1-0	0	0	2	2/2.0		
13	Abdi, F	1-0	03:34	0-1	0.000	0-1	0.000	0-0	0.000	0	0	0/0.0	1	0-0	1	0	0	0/0.0		
30	Ogwumike, N	0-0	00:00	0-0	0.000	0-0	0.000	0-0	0.000	0	0	0/0.0	0	0-0	0	0	0	0/0.0		
31	Phillips, E	0-0	00:00	0-0	0.000	0-0	0.000	0-0	0.000	0	0	0/0.0	0	0-0	0	0	0	0/0.0		
Team												11		3						
Los Angeles Sparks		2-10	400:00	54-120	0.450	9-34	0.265	32-42	0.762	15	44	70/35.0	38	40-0	22	29	10	149/74.5		
Team												17		2						
OPPONENTS		2-10	400:00	55-131	0.420	15-35	0.429	33-41	0.805	28	45	90/45.0	29	38-0	16	33	1	158/79.0		



MINNESOTA LYNX



Manager of Media RelationsAshley Carlson
 Email: acarlson@lynxbasketball.com
 Phone: (612) 673-1208

Lynx Radio Broadcaster and Executive ProducerJohn Focke
 Studio Host and Game-Day ProducerCal Solderquist

TV Play-by-PlayMarney Gellner
 TV AnalystLea B. Olsen

OwnerGlen Taylor
 Chief Executive OfficerRob Moor
 PresidentChris Wright
 Executive Vice President and CFO of Minnesota TimberwolvesRoger Griffith

Head CoachCheryl Reeve
 Assistant CoachJim Petersen
 Assistant CoachShelley Patterson
 Athletic TrainerChuck Barta
 Basketball Operations CoordinatorClare Duwelius



Target Center
 600 First Avenue North
 Minneapolis, MN 55403
 (612) 673-1600; Fax: (612) 673-8367
www.lynxbasketball.com

Lynx Franchise Timeline

Minnesota Lynx 1999-present

All-Time Record vs. Lynx

Overall 41-23
 Home 25-7
 Road 16-16

2015 vs. Lynx

6/16	Min	L, 67-52
7/29	@Min	L, 82-76
8/4	Min	W, 83-61
8/9	@Min	L, 72-64

2016 vs. Lynx

6/21	Min	12:30 PM PT
6/24	@Min	5:00 PM PT
9/6	Min	7:30 PM PT



ALL-TIME SERIES (REG. SEASON)

Regular Season Game-By-Game (41-23)

6/24/99	Min	L	73-86	0-1	9/11/09	Min	W	90-64	29-9
7/1/99	@Min	W	81-77 (OT)	1-1	6/13/10	Min	W	88-84	30-9
8/6/99	@Min	W	77-59	2-1	7/17/10	@Min	W	71-58	31-9
8/18/99	Min	W	72-54	3-1	8/12/10	@Min	W	78-77	32-9
6/3/00	@Min	W	82-75	4-1	8/20/10	Min	W	98-91	33-9
7/15/00	Min	W	58-57	5-1	6/3/11	Min	W	82-74	34-9
7/31/00	@Min	W	73-66	6-1	6/5/11	@Min	L	69-86	34-10
6/9/01	@Min	W	62-60	7-1	7/26/11	@Min	L	72-85	34-11
7/8/01	Min	W	100-95 (OT)	8-1	8/7/11	Min	L	78-84	34-12
7/30/01	Min	W	78-69	9-1	8/20/11	@Min	L	68-87	34-13
6/8/02	@Min	W	76-72	10-1	5/24/12	@Min	L	84-92	34-14
6/21/02	Min	W	73-64	11-1	7/5/12	Min	W	96-90	35-14
8/11/02	@Min	W	69-58	12-1	9/4/12	@Min	L	77-88	35-15
5/28/03	@Min	W	83-80	13-1	9/20/12	Min	W	92-76	36-15
6/10/03	Min	W	76-75	14-1	6/21/13	Min	W	87-59	37-15
8/14/03	@Min	W	87-83	15-1	6/28/13	@Min	L	64-88	37-16
8/21/03	Min	W	88-65	16-1	7/2/13	Min	W	96-66	38-16
6/11/04	Min	W	69-55	17-1	9/4/13	@Min	L	74-83	38-17
6/27/04	@Min	W	83-67	18-1	9/12/13	Min	W	85-84	39-17
9/17/04	Min	L	66-78	18-2	6/8/14	Min	L	72-85	39-18
5/25/05	@Min	L	65-68	18-3	6/17/14	Min	L	77-94	39-19
6/18/05	Min	W	69-56	19-3	7/8/14	@Min	L	72-83	39-20
8/7/05	@Min	L	72-76	19-4	8/12/14	@Min	W	71-63	40-20
8/23/05	Min	W	74-63	20-4	6/16/15	Min	L	67-52	40-21
5/31/06	@Min	L	71-114	20-5	7/29/15	@Min	L	82-76	40-22
7/16/06	@Min	W	90-78	21-5	8/4/15	Min	W	83-61	41-22
8/13/06	Min	W	78-59	22-5	8/9/15	@Min	L	72-64	41-23
6/8/07	Min	W	90-87	23-5					
6/16/07	@Min	L	58-83	23-6					
7/27/07	@Min	L	76-85	23-7					
8/12/07	Min	W	89-80	24-7					
7/3/08	Min	L	70-88	24-8					
7/27/08	@Min	W	92-84 (OT)	25-8					
9/1/08	Min	W	82-58	26-8					
6/10/09	@Min	L	76-87	26-9					
7/28/09	@Min	W	76-70	27-9					
8/19/09	Min	W	78-63	28-9					

Regular Season Misc. Statistics

Current Streak

Lost 1

Current Home Streak

Won 1

Current Road Streak

Lost 1

Most Points Scored

100 (7/8/01)

Fewest Points Scored

58 (Twice)

Most Points Allowed

114 (5/31/06)

Fewest Points Allowed

54 (8/18/99)

Largest Winning Margin

30 (7/2/13)

Largest Losing Margin

43 (5/31/06)

2015 Sparks Regular Season Head-to-Head Stats vs. Lynx (Lost, 1-3)

Los Angeles Sparks		Record (W-L) : 1-3		Home(1-1)		Away(0-2)		3-POINT		---REBOUNDS---													
NO	PLAYER	GP	MIN	FGM	FGA	FG%	FTM	FTA	FT%	OFF	DEF	TOT	AVG	AST	PF	DQ	STL	TO	BLK	PTS	AVG		
42	Lavender, J	4-4	142:15	26-43	0.605	1-2	0.500	1-2	0.500	12	32	44	11.0	4	2-0	1	7	3	54	13.5			
3	Parke, C	3-3	100:44	14-36	0.389	0-6	0.000	12-12	1.000	4	24	28	9.3	20	7-0	8	10	6	40	13.3			
30	Ogumeliya, M	3-3	97:16	17-27	0.630	0-0	0.000	5-8	1.000	4	7	11	3.7	2	8-0	5	7	0	30	10.0			
20	Totter, K	3-3	94:29	14-31	0.452	0-13	0.000	3-4	0.750	2	4	6	2.0	10	3-0	1	10	0	37	12.3			
23	Dabovic, A	3-0	83:48	10-23	0.435	4-9	0.444	1-2	0.500	1	3	4	1.3	5	11-1	3	3	0	25	8.3			
0	Beart, A	3-3	60:53	10-21	0.476	0-2	0.000	0-0	0.000	0	5	5	1.7	9	6-0	3	3	1	20	6.7			
31	Phillips, B	1-1	31:17	3-12	0.250	0-4	0.000	0-0	0.000	2	4	6	6.0	4	2-0	0	5	1	6	6.0			
24	Hoover, A	1-0	21:16	2-9	0.222	2-5	0.400	0-0	0.000	0	1	1	1.0	1	0-0	0	0	0	6	6.0			
14	Toto, M	4-1	51:38	8-11	0.727	0-0	0.000	1-1	1.000	1	10	11	2.8	4	9-0	0	3	2	17	4.3			
13	Abdi, F	3-1	34:15	4-10	0.400	2-6	0.333	0-0	0.000	1	1	2	0.7	2	5-0	1	0	0	10	3.3			
2	Johnson, T	4-0	73:20	3-28	0.107	1-6	0.167	2-2	1.000	1	4	5	1.3	16	9-0	3	6	0	13	3.3			
15	Bradford, C	1-0	02:13	1-2	0.500	1-2	0.500	0-0	0.000	0	1	1	1.0	1	2-0	0	0	0	3	3.0			
21	Lacy, J	1-1	14:08	1-3	0.333	0-2	0.000	0-0	0.000	0	1	1	1.0	1	2-0	0	0	0	2	2.0			
5	Hanson, J	2-0	22:29	1-1	1.000	0-0	0.000	1-4	0.250	1	3	4	2.0	0	0-0	0	1	1	3	1.5			
Team													23										
Los Angeles Sparks		4-20	800:00	116-223	0.453	17-69	0.288	26-32	0.813	28	100	152	38.0	79	67-1	25	59	14	275	68.8			
Team													19										
OPPONENTS		4-20	800:00	110-246	0.447	15-53	0.283	47-90	0.783	24	99	142	35.5	73	53-0	31	45	13	282	70.5			



NEW YORK LIBERTY



Director, Communications Vincent Novicki
 Phone: (212)-465-6000

Executive Chairman, MSG James L. Dolan
 Team President Isaiah Thomas
 Senior Vice President, Business Operations Kristin Bernert
 Executive Vice President, Marketing Partnerships Lawrence Burian
 Executive Vice President, Tickets, Clubs & Corporate Hospitality Howard Jacobs

Head Coach Bill Laimbeer
 Assistant Coach Katie Smith
 Assistant Coach Herb Williams
 Athletic Trainer Bandele Talib
 Manager, Basketball Operations Dan Padover



Madison Square Garden
 2 Pennsylvania Plaza
 New York, NY 10121
 (212) 465-5962; Fax: (212) 465-6789
www.nyliberty.com

Liberty Franchise Timeline

New York Liberty 1997-present

2015 vs. Liberty; (0-2)

6/28 @NY L, 79-70
 7/22 NY L, 59-53

2016 vs. Liberty

5/21 @NY 4:00 PM PT
 6/7 NY 7:00 PM PT
 7/3 NY 2:00 PM PT

All-Time Record vs. Liberty

Overall 18-21
 Home 10-10
 Road 8-11



ALL-TIME SERIES (REG. SEASON)

Regular Season Game-By-Game (18-21)

6/21/97	NY	L	57-67	0-1	9/9/12	@NY	L	71-73	15-18
7/19/97	@NY	L	57-69	0-2	7/4/13	NY	W	97-89	16-18
8/5/97	@NY	W	67-50	1-2	8/10/13	@NY	W	85-67	17-18
8/20/97	NY	W	78-76	2-2	7/11/14	@NY	W	68-54	18-18
6/19/98	NY	W	78-75	3-2	7/23/14	NY	L	64-66	18-19
7/21/98	NY	L	77-92	3-3	6/28/15	@NY	L	79-70	18-20
8/8/98	NY	L	62-80	3-4	7/22/15	NY	L	59-53	18-21
6/18/99	@NY	L	72-84	3-5					
7/24/99	NY	W	75-72 (OT)	4-5					
6/25/00	@NY	W	72-67	5-5					
7/20/00	NY	W	82-66	6-5					
6/24/01	@NY	L	69-82	6-6					
5/25/02	NY	W	72-64	7-6					
7/18/02	@NY	L	59-72	7-7					
6/14/03	@NY	W	67-60	8-7					
6/22/04	@NY	W	65-49	9-7					
6/29/04	NY	W	69-65 (OT)	10-7					
7/5/05	NY	L	55-67	10-8					
8/10/05	@NY	L	69-74	10-9					
6/3/06	@NY	L	79-89 (OT)	10-10					
7/18/06	NY	W	70-62	11-10					
6/29/07	NY	L	68-80	11-11					
7/31/07	@NY	W	73-63	12-11					
7/1/08	NY	L	78-89	12-12					
7/25/08	@NY	L	68-69	12-13					
7/9/09	@NY	W	69-60	13-13					
8/11/09	NY	L	61-65	13-14					
6/29/10	NY	L	68-80	13-15					
7/30/10	@NY	L	79-88	13-16					
6/21/11	NY	W	96-91	14-16					
6/26/11	@NY	L	67-77	14-17					
8/25/12	NY	W	87-62	15-17					

Regular Season Misc. Statistics

Current Streak

Lost 3

Current Home Streak

Lost 2

Current Road Streak

Lost 1

Most Points Scored Fewest Points Allowed

97 (7/4/13) 49 (6/22/04)

Fewest Points Scored Largest Winning Margin

53 (7/22/15) 25 (8/25/12)

Most Points Allowed Largest Losing Margin

92 (7/21/98) 18 (8/8/98)

2015 Sparks Head-to-Head Stats vs. Liberty (Lost, 0-2)

Los Angeles Sparks Record (W-L) : 0-2 Home(0-1) Away(0-1)

NO	PLAYER	GP-GS	MIN	3-POINT				---REBOUNDS---											PTS/AVG
				FGM-FGA	FG%	FTM-FTA	FT%	OFF	DEF	TOT/AVG	AST	PF-DQ	STL	TO	BLK				
20	Toliver, K	2-2	68:45	14-33	0.424	4-10	0.400	14-14	1.000	0	7	7/3.5	5	9-0	1	5	1	46/23.0	
42	Lavender, J	2-2	66:09	13-26	0.500	0-0	0.000	0-0	0.000	3	10	13/6.5	3	2-0	1	3	3	26/13.0	
30	Ogwumike, N	2-2	75:14	4-21	0.190	0-1	0.000	11-12	0.917	3	21	24/12.0	6	4-0	2	2	0	19/9.5	
12	Lister, J	1-0	12:52	3-5	0.600	3-4	0.750	0-0	0.000	1	1	2/2.0	1	1-0	1	0	0	9/9.0	
14	Tolo, M	2-1	43:45	4-11	0.364	0-1	0.000	2-2	1.000	1	2	3/1.5	1	9-1	0	3	2	10/5.0	
31	Phillips, E	1-1	27:06	1-4	0.250	0-1	0.000	1-1	1.000	0	2	2/2.0	4	3-0	2	1	1	3/3.0	
2	Johnson, T	2-1	52:21	2-10	0.200	1-1	1.000	0-0	0.000	0	7	7/3.5	8	7-0	1	4	0	5/2.5	
23	Dabovic, A	1-0	13:40	0-1	0.000	0-0	0.000	2-2	1.000	0	2	2/2.0	1	3-0	2	3	0	2/2.0	
15	Bradford, C	1-0	08:26	1-6	0.167	0-3	0.000	0-0	0.000	0	0	0/0.0	0	3-0	0	0	0	2/2.0	
5	Hanson, J	2-0	09:26	0-0	0.000	0-0	0.000	1-2	0.500	2	1	3/1.5	0	2-0	1	0	2	1/0.5	
21	Lacy, J	1-1	22:18	0-6	0.000	0-5	0.000	0-0	0.000	0	3	3/3.0	0	2-0	0	1	0	0/0.0	
13	Abdi, F	0-0	00:00	0-0	0.000	0-0	0.000	0-0	0.000	0	0	0/0.0	0	0-0	0	0	0	0/0.0	
24	Hoover, A	0-0	00:00	0-0	0.000	0-0	0.000	0-0	0.000	0	0	0/0.0	0	0-0	0	0	0	0/0.0	
0	Beard, A	0-0	00:00	0-0	0.000	0-0	0.000	0-0	0.000	0	0	0/0.0	0	0-0	0	0	0	0/0.0	
Team												12					2		
Los Angeles Sparks		2-10	400:00	42-123	0.341	8-26	0.308	31-33	0.939	10	56	78/39.0	29	45-1	11	24	9	123/61.5	
Team												15					0		
OPPONENTS		2-10	400:00	46-126	0.365	5-22	0.227	41-57	0.719	24	62	101/50.5	31	34-0	11	22	8	138/69.0	



PHOENIX MERCURY



Manager of Media Relations
 Email:
 Phone:

TV Play-by-Play.....
 Email:

TV Analyst.....
 Email:

Owner, Chairman & Chief Executive Officer.....
 President & General Manager.....
 President & Chief Operating Officer.....
 Chief Financial Officer.....
 Director of Marketing.....
 Director of Corporate Partnerships.....
 Senior Director, Ticket Sales and Service.....

Head Coach.....
 Assistant Coach.....
 Assistant Coach.....
 Athletic Trainer.....
 Basketball Operations Manager.....
 Basketball Operations Coordinator.....



US Airways Center
 201 E. Jefferson St.
 Phoenix, AZ 85004
 (602) 514-8333; Fax: (602) 514-8303
www.phoenixmercury.com

Mercury Franchise Timeline

Phoenix Mercury 1997-present

All-Time Record Vs. Mercury

Overall 43-31
 Home 24-13
 Road 19-18

2015 vs. Mercury

7/5 Pho L, 94-91 (OT)
 7/21 Pho W, 70-65
 8/21 @Pho W, 78-68
 9/11 @Pho L, 70-65

2016 vs. Mercury

6/17 Pho 7:30 PM PT
 8/28 @Pho 6:00 PM PT
 9/13 Pho 7:30 PM PT



ALL-TIME SERIES (REG. SEASON)

Regular Season Game-By-Game (43-31)

7/13/97	Pho	L	56-57	0-1	8/5/06	@Pho	L	80-96	27-9	7/5/15	Pho	L	94-91 (OT)	41-30
7/25/97	@Pho	W	86-83 (OT)	1-1	7/20/07	@Pho	W	87-77	28-9	7/21/15	Pho	W	70-65	42-30
8/18/97	Pho	W	75-66	2-1	8/7/07	Pho	L	93-96	28-10	8/21/15	@Pho	W	78-68	43-30
8/24/97	@Pho	L	68-73 (OT)	2-2	8/11/07	@Pho	L	83-100	28-11	9/11/15	@Pho	L	70-65	43-31
6/14/98	@Pho	L	60-70	2-3	5/17/08	@Pho	W	99-94	29-11					
7/13/98	@Pho	L	62-72	2-4	6/6/08	Pho	L	79-85	29-12					
7/23/98	Pho	W	70-68	3-4	7/6/08	Pho	W	91-80	30-12					
7/30/98	Pho	W	71-56	4-4	7/17/08	@Pho	L	92-99	30-13					
7/7/99	@Pho	W	67-61	5-4	6/19/09	@Pho	L	80-89	30-14					
7/11/99	Pho	W	67-58	6-4	7/5/09	Pho	L	89-104	30-15					
7/17/99	@Pho	L	76-84	6-5	8/27/09	Pho	L	90-98	30-16					
7/21/99	Pho	W	84-63	7-5	9/13/09	@Pho	W	81-78	31-16					
6/10/00	Pho	W	76-57	8-5	5/15/10	@Pho	L	77-78	31-17					
7/21/00	@Pho	W	74-68	9-5	6/4/10	@Pho	L	89-90	31-18					
8/5/00	@Pho	W	77-63	10-5	6/8/10	Pho	W	92-91	32-18					
7/5/01	Pho	W	73-50	11-5	7/6/10	Pho	L	89-98	32-19					
7/11/01	@Pho	W	75-61	12-5	8/17/10	Pho	L	84-90	32-20					
8/8/01	Pho	W	79-67	13-5	6/10/11	Pho	W	98-84	33-20					
6/25/02	Pho	W	89-66	14-5	7/5/11	@Pho	L	82-101	33-21					
6/28/02	@Pho	W	84-72	15-5	8/12/11	Pho	W	93-90 (OT)	34-21					
8/13/02	@Pho	W	63-56	16-5	9/3/11	@Pho	L	77-93	34-22					
6/21/03	@Pho	W	54-48	17-5	5/26/12	@Pho	W	99-88	35-22					
7/15/03	Pho	W	80-77 (OT)	18-5	6/8/12	Pho	W	90-74	36-22					
7/24/03	Pho	W	82-65	19-5	6/23/12	@Pho	W	93-84	37-22					
8/8/03	@Pho	W	67-64	20-5	7/10/12	@Pho	W	90-71	38-22					
6/18/04	@Pho	W	76-74	21-5	9/18/12	Pho	W	101-76	39-22					
7/7/04	Pho	W	73-71	22-5	6/14/13	@Pho	L	81-97	39-23					
9/8/04	@Pho	L	58-72	22-6	7/14/13	@Pho	W	88-76	40-23					
9/14/04	Pho	W	73-60	23-6	7/18/13	Pho	L	84-90	40-24					
6/8/05	Pho	L	63-66	23-7	9/15/13	Pho	W	89-55	41-24					
7/2/05	Pho	W	86-63	24-7	5/18/14	Pho	L	69-74	41-25					
7/26/05	@Pho	L	60-77	24-8	7/6/14	Pho	L	89-94	41-26					
6/13/06	Pho	W	98-84	25-8	7/24/14	Pho	L	73-93	41-27					
6/30/06	Pho	W	85-83	26-8	7/29/14	@Pho	L	69-90	41-28					
7/14/06	@Pho	W	95-85	27-8	8/16/14	@Pho	L	69-76	41-29					

Regular Season Misc. Statistics

Current Streak

Lost 1

Current Home Streak

Won 1

Current Road Streak

Lost 1

Most Points Scored Fewest Points Allowed

101 (9/18/12) 48 (6/21/03)

Fewest Points Scored Largest Winning Margin

54 (6/21/03) 34 (9/15/13)

Most Points Allowed

Largest Losing Margin

104 (7/5/09) 21 (7/29/14)

2015 Sparks Regular Season Head-to-Head Stats vs. Mercury split, (2-2)

Los Angeles Sparks		Record (W-L) : 2-2		Home(1-1)		Away(1-1)		---REBOUNDS---														
		3-POINT																				
NO	PLAYER	GP-GS	MIN	FGM-FGA	FG%	FTM-FTA	FT%	ORB	DRB	TOT	AVG	AST	PF	DQ	STL	TO	BLK	PTS	AVG			
3	Parsons, C	1-1	28:29	12-28	0.429	0-4	0.000	2-3	0.667	0	10	10	10.0	3	2-0	2	3	1	20	20.0		
10	Ogumike, N	2-2	38:25	19-38	0.500	0-3	0.000	13-15	0.867	9	17	26	13.0	7	6-0	4	1	2	51	25.5		
42	Lavender, J	4-4	132:04	23-37	0.622	1-1	1.000	4-5	0.800	4	27	31	7.8	5	6-0	1	7	2	51	12.8		
20	Talbot, K	4-4	124:21	17-43	0.395	6-21	0.286	7-9	0.778	4	5	9	2.3	15	5-0	2	0	0	47	11.8		
23	Dabovic, A	3-1	85:23	11-20	0.550	4-10	0.400	5-8	0.625	2	3	5	1.7	12	10-0	2	4	0	31	10.3		
21	Phillips, E	2-2	63:20	5-15	0.333	4-7	0.571	6-7	0.857	1	6	7	3.5	6	2-0	0	2	0	20	10.0		
14	Tolo, M	3-3	90:33	8-21	0.381	0-3	0.000	8-10	0.800	4	8	12	4.0	6	16-2	1	4	3	24	8.0		
13	Ahidi, F	1-0	23:23	3-4	0.750	0-5	0.000	0-0	0.000	1	5	6	6.0	1	4-0	0	2	0	6	6.0		
2	Johnson, T	4-0	77:07	8-17	0.471	2-4	0.500	5-7	0.714	3	5	8	2.0	13	5-0	3	3	0	23	5.8		
15	Brodster, C	2-0	25:42	4-12	0.333	1-7	0.143	2-3	0.667	3	2	5	2.5	0	3-0	1	0	0	11	5.5		
5	Hanson, J	4-1	41:19	5-6	0.833	0-0	0.000	2-6	0.333	1	7	8	2.0	4	6-0	3	0	2	12	3.0		
22	Snow, M	1-0	05:37	1-3	0.333	0-0	0.000	0-0	0.000	0	1	1	1.0	0	3-0	0	1	0	2	2.0		
0	Beard, A	1-1	15:26	0-0	0.000	0-0	0.000	0-0	0.000	0	0	0	0.0	0	3-0	0	1	0	0	0.0		
24	Hoover, A	1-0	05:01	0-0	0.000	0-0	0.000	0-0	0.000	0	0	0	0.0	0	1-0	0	0	0	0	0.0		
12	Lister, J	0-0	00:00	0-0	0.000	0-0	0.000	0-0	0.000	0	0	0	0.0	0	0-0	0	0	0	0	0.0		
21	Lacy, J	0-0	00:00	0-0	0.000	0-0	0.000	0-0	0.000	0	0	0	0.0	0	0-0	0	0	0	0	0.0		
Team																				50	2	
Los Angeles Sparks		4-20	825:00	116-253	0.458	18-64	0.281	54-71	0.761	32	96	158	39.5	72	71-2	19	39	15	394	16.0		
Team																				30	1	
OPPONENTS		4-20	825:00	166-241	0.452	21-48	0.438	58-80	0.725	29	91	150	37.5	58	68-0	17	40	22	297	14.5		



SAN ANTONIO STARS

Stars Communication Manager.....Preston Petri
 Radio/Television Play-by-Play.....Andrew Monaco
 Chairman and CEO.....Peter Holt
 President of Business Operations/Governor.....Rick Pych
 Executive Vice President of Corporate Partnership & Broadcasting.....Lawrence Payne
 Senior Vice President, Sales & Marketing.....Frank Miceli
 Senior Vice President of Finance & Corporate Administration.....Lori Warren
 Vice President, Sales.....Joe Clark
 Vice President, Franchise Business Operations.....Tim Salier
 SVP General Counsel & Corporate Relations.....Bobby Perez
 Vice President & General Manager, AT&T Center.....Tom Paquette
 Executive Director, Community Relations/Silver & Black Give Back.....Laura Dixon
 Senior Director of Business Operations.....Ryan Snider
 Head Coach and General Manager.....Dan Hughes
 Assistant Coach.....James Wade
 Assistant Coach.....Vickie Johnson
 Head Athletic Trainer.....Tonya Holley
 Strength and Conditioning Coach.....Christine Stragisher



1 AT&T Center Parkway
 San Antonio, TX 78219
 (210) 444-5000; Fax: (210) 444-5003
www.sasilverstars.com

Stars Franchise Timeline

Utah Starzz 1997-2002
 San Antonio Silver Stars 2003-2013
 San Antonio Stars 2014-present

All-Time Record vs. Stars

Overall 42-30
 Home 25-11
 Road 17-19

2015 vs. Stars

7/2 SA W 86-81
 7/8 @SA L 70-63
 8/2 @SA W 80-78
 8/23 @SA W 90-59
 8/30 SA W 60-52

2016 vs. Stars

6/2 SA 7:30 PM PT
 6/4 @SA 5:00 PM PT
 9/1 @SA 5:00 PM PT
 9/16 SA 7:30 PM PT



ALL-TIME SERIES (REG. SEASON)

Regular Season Game-By-Game (42-30)

6/23/97	@Uta	L	89-102	0-1	6/20/08	@SA	L	75-77	27-13
7/11/97	Uta	W	75-68	1-1	7/14/08	SA	W	75-62	28-13
7/30/97	Uta	W	91-69	2-1	8/30/08	SA	W	58-53	29-13
8/16/97	@Uta	W	74-64	3-1	9/5/08	@SA	L	58-76	29-14
6/11/98	@Uta	W	89-83	4-1	8/4/09	SA	L	59-63	29-15
7/2/98	Uta	L	57-58	4-2	8/21/09	@SA	W	67-66 (OT)	30-15
8/1/98	@Uta	W	73-65	5-2	9/5/09	@SA	L	72-89	30-16
8/14/98	Uta	W	87-67	6-2	9/8/09	SA	W	76-68	31-16
6/28/99	Uta	W	102-70	7-2	5/22/10	@SA	L	81-88	31-17
7/30/99	Uta	W	87-77	8-2	7/1/10	SA	W	73-63	32-17
8/5/99	@Uta	L	75-81	8-3	7/18/10	@SA	L	73-83	32-18
8/21/99	@Uta	L	81-89	8-4	8/8/10	SA	L	83-92	32-19
5/31/00	Uta	W	69-62	9-4	6/24/11	@SA	L	80-90 (OT)	32-20
7/9/00	Uta	W	92-72	10-4	7/12/11	@SA	W	84-74	33-20
8/9/00	@Uta	L	77-89	10-5	7/18/11	SA	L	69-79	33-21
7/3/01	Uta	W	84-71	11-5	9/6/11	SA	L	65-82	33-22
7/10/01	@Uta	W	79-67	12-5	6/16/12	@SA	L	85-98 (OT)	33-23
8/13/01	@Uta	L	78-80 (OT)	12-6	6/24/12	SA	L	71-91	33-24
7/7/02	Uta	W	102-75	13-6	6/28/12	@SA	L	80-94	33-25
8/4/02	Uta	W	90-86	14-6	8/23/12	SA	W	101-77	34-25
8/9/02	@Uta	W	85-77	15-6	6/1/13	@SA	L	78-83	34-26
6/26/03	@SA	W	67-58	16-6	6/15/13	SA	W	84-48	35-26
7/30/03	SA	L	62-70	16-7	7/6/13	SA	W	93-66	36-26
8/9/03	@SA	L	52-69	16-8	8/31/13	@SA	W	80-67	37-26
8/23/03	SA	W	83-70	17-8	5/25/14	SA	W	83-62	38-26
7/2/04	SA	W	87-80 (OT)	18-8	6/14/14	@SA	L	74-101	38-27
7/9/04	@SA	W	66-61	19-8	6/22/14	SA	L	69-72	38-28
7/31/04	@SA	W	79-67	20-8	8/10/14	@SA	L	76-82	38-29
9/1/04	SA	W	77-69	21-8	7/2/15	SA	W	86-81	39-29
5/31/05	SA	W	81-70	22-8	7/8/15	@SA	L	70-63	39-30
8/5/05	@SA	W	66-63	23-8	8/2/15	@SA	W	80-78	40-30
8/26/05	@SA	W	70-67	24-8	8/23/15	@SA	W	90-59	41-30
5/25/06	@SA	W	80-71	25-8	8/30/15	SA	W	60-52	42-30
6/25/06	SA	W	105-80	26-8					
7/3/06	SA	L	63-85	26-9					
7/26/06	@SA	W	81-67	27-9					
7/17/07	SA	L	61-63	27-10					
8/4/07	@SA	L	67-86	27-11					
8/14/07	SA	L	77-84 (OT)	27-12					

Regular Season Misc. Statistics

Current Streak

Won 3

Current Home Streak

Won 2

Current Road Streak

Won 2

Most Points Scored Fewest Points Allowed

105 (6/25/06) 48 (6/15/13)

Fewest Points Scored Largest Winning Margin

52 (8/9/03) 36 (6/15/13)

Most Points Allowed Largest Losing Margin

102 (6/23/97) 27 (6/14/14)

2015 Sparks Regular Season Head-to-Head Stats vs. Stars, (4-1)

Los Angeles Sparks		Record (W-L): 4-1	Home(2-0)	Away(2-1)	---REBOUNDS---																
		3-POINT																			
NO	PLAYER	GP-GS	MIN	FGM-FGA	FG%	FCM-FCA	FC%	FIM-FIA	FT%	ORB	DEF	TOT/AVG	AST	PF-DQ	STL	TO	BLK	PIS/AVG			
42	Lavender, J	5-5	167:33	43-73	0.589	0-0	0.000	20-20	1.000	11	20	41/8.2	8	8-0	1	9	10	106/21.2			
30	Ogumike, N	3-3	97:06	22-39	0.564	0-1	0.000	9-10	0.900	8	14	22/7.3	8	8-0	3	7	4	53/17.7			
3	Parker, C	3-3	97:32	10-42	0.452	4-7	0.571	5-6	0.833	2	32	34/11.3	18	4-0	2	6	7	47/15.7			
0	Board, A	2-1	54:25	10-16	0.625	1-4	0.250	0-0	0.000	0	8	8/4.0	8	2-0	2	2	2	21/10.5			
20	Tolliver, K	5-5	149:26	16-36	0.444	5-17	0.294	9-9	1.000	3	14	17/3.4	21	6-0	7	14	0	46/9.2			
23	Debovic, A	4-2	90:11	13-28	0.464	3-9	0.333	7-11	0.636	1	3	4/1.0	11	13-0	1	3	0	36/9.0			
31	Phillips, B	2-2	68:33	4-15	0.267	2-3	0.250	3-3	1.000	1	3	4/2.0	4	4-0	2	3	0	13/6.5			
14	Telo, M	4-2	80:17	8-22	0.364	0-0	0.000	5-7	0.714	2	8	10/2.5	6	12-0	3	2	4	21/5.3			
2	Johnson, T	5-2	123:31	6-29	0.207	3-16	0.188	2-4	0.500	0	16	16/3.2	14	14-0	5	6	0	18/3.6			
24	Hoover, A	2-0	12:51	2-4	0.500	1-1	1.000	0-0	0.000	1	1	2/1.0	0	1-0	0	2	0	5/2.5			
13	Ahdi, F	3-0	17:48	2-7	0.286	0-2	0.000	0-1	0.000	0	4	4/2.0	1	0-0	1	1	2	4/2.0			
15	Bradford, C	3-0	22:50	2-7	0.286	1-3	0.333	0-0	0.000	0	1	1/0.3	2	3-0	1	0	2	5/1.7			
5	Hanson, J	3-0	11:41	2-4	0.500	0-0	0.000	0-2	0.000	4	1	5/1.7	0	1-0	0	0	4	4/1.3			
12	Lister, J	1-0	06:07	0-1	0.000	0-0	0.000	0-0	0.000	0	0	0/0.0	0	1-0	0	0	0	0/0.0			
21	Lacy, J	0-0	00:00	0-0	0.000	0-0	0.000	0-0	0.000	0	0	0/0.0	0	0-0	0	0	0	0/0.0			
Team												32				2					
Los Angeles Sparks		5-25	1000:00	149-323	0.461	20-68	0.294	61-73	0.826	23	125	200/40.0	101	77-0	28	57	35	379/75.8			
Team												39				5					
OPPONENTS		5-25	1000:00	131-331	0.396	13-46	0.283	65-87	0.747	41	128	308/41.6	83	78-0	27	58	14	340/68.0			



SEATTLE STORM



Manager, Public RelationsKimberly Veale
kveale@stormbasketball.com

Web DeveloperJared Shurtliff

Play-By-Play Announcer..... Dick Fain

Color Analyst..... Adia Barnes

Audio EngineerGarry Greth

Women's Basketball Club of Seattle Force 10 Hoops LLC
 President & General ManagerAlisha Valavanis
 Sr. Vice President, Marketing and Business Operations.....Shannon Burley
 Vice President, Finance & Human Resources Tricia McLean
 Vice President, Partnerships.....Nate Silverman
 Vice President, Ticket Sales & Service Kyle Waters
 Director, Research and Direct Marketing Kris Kolehmain

Head Coach Jenny Boucek
 Assistant Coach..... Rob Fodor
 Assistant Coach..... Ryan Webb
 Sports Performance Coach..... Susan Borchardt
 Team Doctor..... Dr. Jordan Chun
 Athletic Trainer Tom Spencer
 Manager, Basketball Operations Preston Fawcett
 Manager, Video & Equipment Leah Drury



3421 Thorndyke Ave. West
 Seattle, WA 98119
 (206) 217-9622; Fax: (206) 281-5817
www.storm.wnba.com

Storm Franchise Timeline

Seattle Storm 2000-present

All-Time Record vs. Storm

Overall 32-30
 Home 19-11
 Road 13-19

2015 vs. Storm

6/6 @Sea L 86-61
 6/14 Sea L 60-54
 7/15 @Sea L 68-61
 8/11 Sea L 85-77

2016 vs. Storm

5/15 Sea 2:00 PM PT
 8/26 @ Sea 7:00 PM PT
 9/11 @ Sea 4:00 PM PT



ALL-TIME SERIES (REG. SEASON)

Regular Season Game-By-Game (32-30)

6/13/00	@Sea	L	59-69 (OT)	0-1	8/21/10	@Sea	L	75-76	18-22
7/27/00	Sea	W	76-63	1-1	6/19/11	Sea	W	74-50	19-22
8/8/00	@Sea	W	60-52 (OT)	2-1	7/9/11	@Sea	L	80-99	19-23
6/16/01	@Sea	W	73-60	3-1	8/28/11	@Sea	L	63-65	19-24
7/21/01	Sea	W	85-79	4-1	8/30/11	Sea	W	68-62	20-24
8/4/01	Sea	W	79-60	5-1	5/18/12	@Sea	W	72-66	21-24
6/18/02	@Sea	W	80-68	6-1	5/22/12	Sea	W	74-61	22-24
7/11/02	@Sea	L	60-79	6-2	6/3/12	Sea	W	67-65	23-24
8/1/02	Sea	L	76-81	6-3	7/7/12	Sea	W	83-59	24-24
5/30/03	@Sea	W	77-74 (OT)	7-3	8/18/12	@Sea	W	82-71	25-24
6/19/03	Sea	L	67-69	7-4	5/26/13	Sea	W	102-69	26-24
7/5/03	Sea	W	84-75	8-4	6/20/13	@Sea	W	65-64	27-24
8/6/03	@Sea	L	56-92	8-5	7/25/13	Sea	L	66-73	27-25
5/22/04	@Sea	L	67-93	8-6	8/20/13	@Sea	L	57-77	27-26
6/1/04	Sea	W	73-70	9-6	5/16/14	@Sea	W	80-69	28-26
9/3/04	Sea	W	82-81	10-6	6/24/14	Sea	W	65-57	29-26
9/18/04	@Sea	W	83-80	11-6	7/3/14	@Sea	W	70-56	30-26
5/21/05	@Sea	W	68-50	12-6	7/26/14	@Sea	W	77-69	31-26
6/24/05	Sea	W	76-65	13-6	8/15/14	Sea	W	77-65	32-26
7/16/05	Sea	L	70-78	13-7	6/6/15	@Sea	L	86-61	32-27
7/31/05	@Sea	L	72-77	13-8	6/14/15	Sea	L	60-54	32-28
5/21/06	@Sea	L	67-90	13-9	7/15/15	@Sea	L	68-61	32-29
6/28/06	Sea	L	67-75	13-10	8/11/15	Sea	L	85-77	32-30
7/30/06	@Sea	W	71-70	14-10					
6/24/07	Sea	L	71-83	14-11					
7/3/07	@Sea	L	71-90	14-12					
7/10/07	Sea	L	47-82	14-13					
8/17/07	@Sea	L	77-97	14-14					
6/24/08	Sea	W	76-62	15-14					
7/12/08	@Sea	L	52-70	15-15					
9/14/08	Sea	W	65-48	16-15					
6/26/09	@Sea	L	67-69	16-16					
6/28/09	Sea	W	82-55	17-16					
7/22/09	@Sea	L	87-98 (3OT)	17-17					
8/6/09	Sea	W	79-75 (OT)	18-17					
5/16/10	@Sea	L	67-81	18-18					
6/5/10	Sea	L	75-79	18-19					
6/11/10	@Sea	L	60-82	18-20					
7/3/10	Sea	L	62-75	18-21					

Regular Season Misc. Statistics

Current Streak

Lost 4

Current Home Streak

Lost 2

Current Road Streak

Lost 2

Most Points Scored

102 (5/26/13)

Fewest Points Allowed

48 (9/14/08)

Fewest Points Scored

47 (7/10/07)

Largest Winning Margin

33 (5/26/13)

Most Points Allowed

99 (7/9/11)

Largest Losing Margin

36 (8/6/03)

2015 Sparks Regular Season Head-to-Head Stats vs. Storm, (0-4)

Los Angeles Sparks		Record (W-L) : 0-4		Home(0-2)		Away(0-2)		---REBOUNDS---														
		3-POINT																				
NO	PLAYER	GP-GS	MIN	FGM-FGA	FG%	FTM-FTA	FT%	OFF	DEF	TOT	AVG	AST	PF	DQ	STL	TO	BLK	PTS	AVG			
0	Basari, A	2-2	66:29	13-21	0.484	0-2	0.000	4-4	1.000	1	8	9.45	5	4-0	2	6	0	30	15.0			
30	Ogumustlu, N	2-2	68:41	14-28	0.500	0-2	0.000	0-0	0.000	3	9	12.00	7	4-0	0	9	0	28	14.0			
42	Lavender, J	4-4	128:24	22-46	0.478	1-3	0.333	9-10	0.800	6	27	33.83	9	9-0	2	9	4	53	13.3			
3	Parker, C	1-1	36:27	3-12	0.250	0-3	0.000	6-7	0.857	1	9	10.00	9	4-0	0	2	2	12	12.0			
31	Phillips, E	3-3	102:08	16-30	0.333	4-14	0.286	3-3	0.600	2	7	9.00	10	0-1	5	4	0	27	9.0			
20	Toivari, K	2-2	53:13	8-12	0.500	4-8	0.500	2-3	0.667	0	2	2.00	7	2-0	0	1	0	18	9.0			
23	Debovic, A	2-0	26:41	5-8	0.625	2-4	0.750	2-2	1.000	0	5	5.25	0	1-0	0	4	0	15	7.5			
21	Lacy, J	2-1	49:26	5-13	0.385	2-8	0.250	0-0	0.000	2	4	6.00	2	7-0	1	1	0	12	6.0			
2	Johnson, T	4-2	97:34	6-25	0.240	1-13	0.077	7-9	0.778	2	10	12.00	16	7-0	1	11	0	20	5.0			
14	Toie, M	4-2	87:41	7-12	0.583	0-2	0.000	5-8	0.625	2	11	13.33	2	13-0	1	5	4	19	4.8			
13	Abdi, F	3-1	48:47	4-17	0.235	1-0	0.111	1-2	0.500	0	2	2.00	1	4-0	1	0	0	10	3.3			
24	Hoover, A	3-0	22:24	2-6	0.333	1-5	0.200	0-0	0.000	0	3	3.00	0	0-0	0	1	0	5	1.7			
5	Hanson, J	3-0	07:16	1-2	0.500	0-0	0.000	2-2	1.000	1	4	5.00	0	1-0	0	1	0	4	1.3			
12	Lisae, J	1-0	00:31	0-0	0.000	0-0	0.000	0-0	0.000	0	0	0.00	0	0-0	0	0	0	0	0.0			
15	Beardard, C	0-0	00:00	0-0	0.000	0-0	0.000	0-0	0.000	0	0	0.00	0	0-0	0	0	0	0	0.0			
Team															34		6					
Los Angeles Sparks		4-20	800:00	98-239	0.410	17-73	0.233	40-52	0.769	20	101	15.500	68	65-1	13	60	10	253	63.3			
Team															30		2					
OPPONENTS		4-20	800:00	113-249	0.454	27-73	0.370	48-63	0.730	20	101	15.125	77	81-0	30	40	11	299	74.8			



WASHINGTON MYSTICS



Manager of Media Relations Ketsia Colimon
 Email: kolimon@monumentalsports.com
 Phone: 202.527.7535

Owner Monumental Sports & Entertainment
 Chairman Ted Leonsis
 President & Managing Partner Sheila C. Johnson

General Manager & Head Coach Mike Thibault
 Assistant Coach Marianne Stanley
 Assistant Coach Eric Thibault
 Athletic Trainer Navin Hettiarachch
 Basketball Operations Manager Maria Giovannetti



601 F Street NW
 Washington, DC 20004
 (202) 527-7540; Fax: (202) 527-7539
www.wnba.com/mystics

Mystics Franchise Timeline

Washington Mystics 1998-present

All-Time Record vs. Mystics

Overall 23-12
 Home 12-5
 Road 11-7

2015 vs. Mystics

6/23 @Was L, 84-80
 9/3 Was W, 93-91

2016 vs. Mystics

5/20 @Was 4:00 PM PT
 7/10 Was 4:00 PM PT
 7/22 @Was 4:00 PM PT



ALL-TIME SERIES (REG. SEASON)

Regular Season Game-By-Game (23-12)

7/29/98	@Was	W	77-68	1-0	6/23/15	@Was	L	84-80	22-12
8/3/98	Was	W	86-72	2-0	9/3/15	Was	W	93-91	23-12
8/9/98	@Was	L	74-76	2-1					
7/31/99	Was	W	81-64	3-1					
8/14/99	@Was	L	53-55	3-2					
6/26/00	@Was	W	74-72	4-2					
7/6/00	Was	W	79-70	5-2					
7/14/01	@Was	W	62-50	6-2					
6/27/02	Was	W	73-69	7-2					
7/9/03	@Was	W	97-91	8-2					
7/22/03	Was	W	77-73	9-2					
5/25/04	@Was	W	95-79	10-2					
7/21/04	Was	W	96-76	11-2					
5/26/05	@Was	W	84-75	12-2					
7/19/05	Was	L	68-74	12-3					
7/1/06	Was	W	80-75	13-3					
8/1/06	@Was	L	74-84	13-4					
6/15/07	@Was	W	89-80	14-4					
8/9/07	Was	L	75-80	14-5					
5/31/08	@Was	W	70-59	15-5					
6/26/08	Was	L	74-77 (OT)	15-6					
7/11/09	@Was	L	63-75	15-7					
8/18/09	Was	W	72-69	16-7					
5/28/10	Was	W	81-75	17-7					
6/24/10	@Was	L	53-68	17-8					
7/17/11	Was	L	85-89 (OT)	17-9					
8/23/11	@Was	W	86-82 (OT)	18-9					
6/18/12	Was	W	101-70	19-9					
9/7/12	@Was	W	96-68	20-9					
6/23/13	Was	W	76-69	21-9					
8/4/13	@Was	W	75-57	22-9					
6/1/14	@Was	L	84-92 (3OT)	22-10					
7/17/14	Was	L	75-79	22-11					

Regular Season Misc. Statistics

Current Streak

Won 1

Current Home Streak

Won 1

Current Road Streak

Lost 2

Most Points Scored Fewest Points Allowed

101 (6/18/12) 50 (7/14/01)

Fewest Points Scored Largest Winning Margin

53 (Twice) 31 (6/18/12)

Most Points Allowed Largest Losing Margin

92 (6/1/14) 15 (6/24/10)

2015 Sparks Head-to-Head Stats vs. Mystics (Split, 1-1)

Los Angeles Sparks		Record (W-L) : 1-1		Home(1-0)		Away(0-1)																
		3-POINT						--REBOUNDS--														
NO	PLAYER	GP-GS	MIN	FGM-FGA	FG%	FTM-FTA	FT%	OFF	DEF	TOT/AVG	AST	PF-DQ	STL	TO	BLK	PTS/AVG						
3	Parker, C	1-1	38:18	9-16	0.563	1-3	0.333	7-9	0.778	1	10	11/11.0	6	1-0	1	2	1	26/26.0				
30	Ogwumike, N	2-2	70:09	10-18	0.556	0-0	0.000	15-17	0.882	4	12	16/8.0	6	7-1	1	5	0	35/17.5				
23	Dabovic, A	1-1	25:30	5-7	0.714	1-3	0.333	5-6	0.833	0	1	1/1.0	1	3-0	1	1	0	16/16.0				
42	Lavender, J	2-2	69:29	13-25	0.520	0-0	0.000	4-4	1.000	5	11	16/8.0	6	3-0	0	3	3	30/15.0				
21	Lacy, J	1-0	26:59	6-11	0.545	2-5	0.400	0-0	0.000	3	1	4/4.0	0	2-0	1	2	0	14/14.0				
2	Johnson, T	2-1	42:22	7-11	0.636	3-5	0.600	6-7	0.857	2	3	5/2.5	12	2-0	0	4	0	23/11.5				
13	Abdi, F	1-1	26:45	4-8	0.500	2-2	1.000	0-0	0.000	0	3	3/3.0	1	6-1	1	3	0	10/10.0				
0	Beard, A	1-0	25:54	2-4	0.500	1-1	1.000	0-0	0.000	0	1	1/1.0	3	3-0	1	2	2	5/5.0				
20	Toliver, K	1-1	28:59	1-5	0.200	0-1	0.000	2-2	1.000	0	0	0/0.0	0	3-0	2	2	0	4/4.0				
24	Hoover, A	1-0	20:23	1-5	0.200	0-4	0.000	2-2	1.000	0	3	3/3.0	0	5-0	1	0	0	4/4.0				
12	Lister, J	1-0	08:02	2-3	0.667	0-0	0.000	0-0	0.000	2	2	4/4.0	1	0-0	0	2	0	4/4.0				
14	Tolo, M	1-1	15:55	1-4	0.250	0-1	0.000	0-0	0.000	2	2	4/4.0	0	1-0	0	3	0	2/2.0				
15	Bradford, C	1-0	01:14	0-1	0.000	0-1	0.000	0-0	0.000	0	1	1/1.0	0	0-0	0	1	0	0/0.0				
5	Hamson, J	1-0	00:01	0-0	0.000	0-0	0.000	0-0	0.000	0	0	0/0.0	0	0-0	0	0	0	0/0.0				
31	Phillips, E	0-0	00:00	0-0	0.000	0-0	0.000	0-0	0.000	0	0	0/0.0	0	0-0	0	0	0	0/0.0				
Team																	12	0				
Los Angeles Sparks		2-10	400:00	61-118	0.517	10-26	0.385	41-47	0.872	19	50	81/40.5	36	36-2	9	30	6	173/86.5				
Team																	17	1				
OPPONENTS		2-10	400:00	62-130	0.477	16-36	0.444	35-44	0.795	11	31	59/29.5	43	41-0	17	16	4	175/87.5				



VS. DEFUNCT FRANCHISES

Detroit Shock/Tulsa Shock (31-18)

7/25/98	@Det	L	67-69	0-1
8/5/98	@Det	L	61-73	0-2
8/16/98	Det	L	76-77	0-3
7/2/99	@Det	W	91-81	1-3
8/9/99	Det	L	59-84	1-4
7/2/00	Det	W	85-63	2-4
8/2/00	@Det	W	84-81	3-4
6/26/01	@Det	W	98-89 (OT)	4-4
6/11/02	Det	W	90-80	5-4
6/17/03	@Det	L	78-87 (OT)	5-5
5/29/04	@Det	W	63-60	6-5
9/9/04	Det	W	81-63	7-5
6/26/05	@Det	L	73-79	7-6
8/19/05	Det	W	74-67	8-6
6/7/06	Det	W	86-78	9-6
7/21/06	@Det	L	59-73	9-7
6/18/07	Det	L	73-79	9-8
7/29/07	@Det	L	73-75	9-9
6/11/08	Det	W	80-73	10-9
7/22/08	@Det	W	84-81	11-9
6/6/09	Det	W	78-58	12-9
6/8/09	@Det	L	52-81	12-10
7/13/10	@Tul	W	87-71	13-10
7/20/10	Tul	W	86-83 (OT)	14-10
8/6/10	Tul	W	77-70	15-10
8/14/10	@Tul	W	92-87	16-10
7/15/11	@Tul	W	79-74	17-10
8/9/11	Tul	W	71-66	18-10
8/21/11	@Tul	W	73-67	19-10
8/26/11	Tul	L	75-77	19-11
9/9/11	Tul	W	84-73	20-11
5/29/12	Tul	W	76-75	21-11

Sacramento Monarchs (29-18)

6/27/97	Sac	W	93-73	1-0
7/15/97	@Sac	L	73-78	1-1
7/27/97	@Sac	W	84-62	2-1
8/22/97	Sac	W	88-77	3-1
6/16/98	@Sac	L	69-73	3-2
6/30/98	@Sac	L	56-58	3-3
7/8/98	Sac	L	71-76	3-4
7/15/98	Sac	W	81-76 (OT)	4-4
6/10/99	Sac	W	100-78	5-4
6/26/99	@Sac	W	76-73	6-4
7/9/99	Sac	L	72-77	6-5
8/10/99	@Sac	L	80-82	6-6
6/11/00	@Sac	L	68-75	6-7
7/5/00	@Sac	W	76-61	7-7
7/23/00	Sac	W	73-68	8-7
7/19/01	@Sac	W	83-68	9-7
7/25/01	Sac	W	80-78	10-7
8/2/01	Sac	W	67-62	11-7
6/15/02	@Sac	W	72-66 (OT)	12-7
7/5/02	Sac	W	87-65	13-7
8/3/02	@Sac	W	81-71	14-7
6/5/03	Sac	W	63-61	15-7
6/7/03	@Sac	W	79-61	16-7
6/28/03	Sac	L	60-69	16-8
7/31/03	@Sac	L	75-83	16-9
6/3/04	@Sac	L	51-68	16-10
7/17/04	Sac	L	70-79	16-11
7/29/04	@Sac	W	85-80 (OT)	17-11
9/12/04	Sac	W	65-52	18-11
6/4/05	@Sac	L	53-81	18-12
6/11/05	Sac	W	81-74	19-12
7/29/05	@Sac	L	59-79	19-13

6/20/12	Tul	W	95-79	22-11
6/26/12	@Tul	L	75-91	22-12
8/30/12	@Tul	L	85-99	22-13
6/8/13	Tul	W	76-69 (OT)	23-13
7/11/13	@Tul	W	94-78	24-13
8/2/13	@Tul	L	89-96	24-14
8/25/13	Tul	W	90-88 (2OT)	15-14
9/6/13	@Tul	W	74-70	26-14
6/13/14	@Tul	L	67-69	26-15
6/19/14	Tul	W	87-77	27-15
6/28/14	@Tul	W	92-89 (OT)	28-15
8/5/14	Tul	L	90-96	28-16
7/3/15	Tul	W	98-95	29-16
7/11/15	@Tul	L	82-67	29-17
8/6/15	Tul	W	84-57	30-17
8/28/15	@Tul	L	76-66	30-18
9/6/15	Tul	W	92-73	31-18

Cleveland Rockers (10-4)

7/3/97	@Cle	W	74-62	1-0
7/7/97	Cle	L	70-81	1-1
7/23/97	Cle	L	85-89	1-2
8/7/97	@Cle	W	87-84 (2OT)	2-2
7/12/98	Cle	W	87-66	3-2
7/27/98	@Cle	L	67-83	3-3
6/12/99	@Cle	W	75-59	4-3
7/5/99	Cle	W	74-72	5-3
7/1/00	Cle	W	75-67	6-3
6/5/01	Cle	W	58-50	7-3
6/22/01	@Cle	L	70-74	7-4
7/20/02	@Cle	W	63-50	8-4
7/7/03	Cle	W	81-75	9-4
5/27/03	@Cle	W	79-71	10-4

Portland Fire (8-1)

6/6/00	Por	W	70-57	1-0
6/17/00	@Por	W	94-81	2-0
7/11/00	Por	L	77-80	2-1
6/17/01	Por	W	90-75	3-1
7/28/01	@Por	W	88-83	4-1
8/14/01	@Por	W	67-58	5-1
6/3/02	Por	W	89-72	6-1
7/12/02	@Por	W	82-76 (OT)	7-1
7/24/02	Por	W	73-69	8-1

Miami Sol (3-1)

6/23/00	@Mia	W	68-54	1-0
7/1/01	Mia	W	86-60	2-0
5/30/02	@Mia	W	69-65	3-0
7/30/02	Mia	L	73-82	3-1




ALL-TIME SERIES (REG. SEASON)

Houston Comets (23-19)

6/30/97	@Hou	L	66-71 (OT)	0-1	6/15/05	Hou	W	83-64	15-14
7/16/97	Hou	W	77-52	1-1	7/23/05	@Hou	W	69-59	16-14
8/1/97	Hou	L	57-81	1-2	8/21/05	Hou	W	55-50	17-14
8/9/97	@Hou	L	71-72	1-3	8/27/05	@Hou	L	51-77	17-15
6/21/98	Hou	L	63-79	1-4	6/21/06	Hou	W	75-55	18-15
6/27/98	@Hou	L	64-75	1-5	7/5/06	Hou	W	74-62	19-15
7/17/98	Hou	L	68-74	1-6	7/25/06	@Hou	W	56-52	20-15
8/19/98	@Hou	L	71-80	1-7	6/13/07	Hou	W	74-71	21-15
6/22/99	@Hou	L	76-84	1-8	6/20/07	@Hou	L	64-74	21-16
7/18/99	Hou	W	78-65	2-8	8/3/07	@Hou	L	56-66	21-17
8/12/99	@Hou	L	61-83	2-9	8/19/07	Hou	L	72-82	21-18
8/20/99	Hou	W	68-64	3-9	7/9/08	Hou	W	82-74 (OT)	22-18
6/20/00	Hou	W	90-84	4-9	7/19/08	@Hou	L	72-75 (OT)	22-19
7/14/00	Hou	W	63-58	5-9	9/6/08	@Hou	W	84-66	23-19
7/29/00	@Hou	W	84-74	6-9					
5/28/01	@Hou	W	66-63	7-9					
6/21/01	@Hou	L	65-69	7-10					
8/11/01	Hou	W	75-64	8-10					
5/27/02	@Hou	W	68-55	9-10					
6/30/02	Hou	L	58-60	9-11					
8/8/02	Hou	L	64-67	9-12					
6/24/03	@Hou	W	71-62	10-12					
7/18/03	Hou	L	74-79	10-13					
8/16/03	@Hou	W	64-63	11-13					
8/25/03	Hou	W	67-64	12-13					
6/5/04	@Hou	L	71-75	12-14					
7/10/04	@Hou	W	59-56	13-14					
7/23/04	Hou	W	70-67	14-14					

Charlotte Sting (12-8)

6/25/97	Cha	W	74-54	1-0	8/2/03	Cha	L	73-84	8-6
7/5/97	@Cha	L	66-78	1-1	6/9/04	Cha	W	82-68	9-6
7/21/97	@Cha	L	64-75	1-2	6/20/04	@Cha	L	63-68 (OT)	9-7
8/3/97	Cha	L	70-77	1-3	5/28/05	@Cha	L	75-84	9-8
6/24/98	Cha	L	73-77	1-4	7/12/05	Cha	W	71-59	10-8
7/7/98	Cha	W	86-79	2-4	5/23/06	@Cha	W	72-65	11-8
8/12/98	@Cha	W	65-52	3-4	7/8/06	Cha	W	66-64	12-8
6/19/99	@Cha	W	73-69	4-4					
8/16/99	Cha	W	76-65	5-4					
6/18/00	Cha	W	70-62	6-4					
6/2/01	@Cha	W	76-67	7-4					
6/19/01	Cha	W	73-69	8-4					
6/1/02	@Cha	L	87-94 (OT)	8-5					



WNBA HISTORY

2016 LOS ANGELES SPARKS MEDIA GUIDE
CELEBRATING THE 20TH ANNIVERSARY OF THE WNBA



WNBA TIMELINE (20TH ANNIVERSARY)

April 24, 1996: Women's basketball announces "We Got Next" as the NBA Board of Governors approves the concept of a WNBA.

August 7, 1996: Val Ackerman is named first president of the WNBA.

October 23, 1996: Houston Comets forward Sheryl Swoopes becomes the first player signed by the WNBA.

October 30, 1996: WNBA announces eight teams to compete in the inaugural season – Charlotte, Cleveland, Houston, Los Angeles, New York, Phoenix, Sacramento and Utah.

January 22, 1997: The league's first 16 players are allocated to teams, an elite group comprised of Olympians and collegiate stars.

April 19, 1997: WNBA and Spalding introduce the league's official orange-and-oatmeal game ball during WNBA Pre-Draft Camp at Disney's Wide World of Sports complex in Orlando.

April 28, 1997: Tina Thompson is the first No. 1 draft pick, selected by the Houston Comets in the inaugural WNBA Draft.

June 21, 1997: The New York Liberty and the Los Angeles Sparks tip-off the first WNBA game at the Great Western Forum in Los Angeles. Sparks guard Penny Toler scores the league's first basket at 19:01. New York wins 67-57.

June 23, 1997: Utah Starzz becomes first team to pass the 100-point mark in a 102-89 victory over the Los Angeles Sparks.

July 2, 1997: New York Liberty center Rebecca Lobo wins her 100th consecutive personal victory when the Liberty defeat the Houston Comets 70-67. Winning streak comprises Lobo's 35-0 senior season at the University of Connecticut, 60-0 as member of U.S. Olympic Team and 5-0 as a member of the Liberty. The

streak ends at 102.

August 30, 1997: The Houston Comets become the first WNBA Champions, employing the unstoppable Cynthia Cooper and a suffocating defense for a 65-51 victory over the New York Liberty at The Summit.

October 1, 1997: The WNBA announces that franchises in Detroit and Washington will join the fold as expansion teams for the 1998 season.

April 22, 1998: The league announces the addition of expansion teams in Orlando and Minnesota for the 1999 season, bringing the total number of teams to 12.

June 19, 1998: Los Angeles Sparks center Lisa Leslie sets a WNBA record by pulling down 21 rebounds in the Sparks' victory over the New York Liberty.

June 21, 1998: Lisa Leslie notches her seventh-straight double-double, setting a WNBA record.

July 18, 1998: Houston's Cynthia Cooper becomes the first player to reach 1,000 points during Comets' 75-44 rout of the Sacramento Monarchs.

July 29, 1998: Sacramento Monarchs guard Ticha Penicheiro dishes out 16 assists in a 75-67 loss vs. the Cleveland Rockers to set a WNBA record.

August 29, 1998: In Game 2 of the WNBA Finals, the Houston Comets, trailing the Phoenix Mercury 1-0 in the best-of-three series, erases a 12-point deficit in the final 7:24 to force overtime. Houston wins the series and claims its second of four titles.

April 29, 1999: The WNBA and WNBPA reaches final accord as the league's first Collective Bargaining Agreement is signed.

June 7, 1999: WNBA announces the addition of four expansion teams for the

2000 season – Indiana, Miami, Portland and Seattle. The WNBA family now includes 16 teams.

June 29, 1999: The Sacramento Monarchs and the Minnesota Lynx combine for a WNBA-record 21 three-pointers (10 by Sacramento, 11 by Minnesota) in the Monarchs' 86-72 victory over the Lynx.

July 14, 1999: Whitney Houston sings the National Anthem in front of an electrified crowd on hand at Madison Square Garden to witness the Inaugural WNBA All-Star Game. The West defeats the East 79-61 and Lisa Leslie is named MVP.

July 27, 1999: Sheryl Swoopes records the WNBA's first triple-double with 15 points, 14 rebounds and 10 assists in an 85-46 win over Detroit at the Compaq Center.

September 4, 1999: New York Liberty guard Teresa Weatherspoon nails a shot from beyond the midcourt line with 2.4 seconds remaining to give the Liberty a 68-67 victory over the Houston Comets in Game 2 of the WNBA Finals. The shot sends the series to a decisive Game 3, which the Comets win to claim their third straight WNBA title.

June 7, 2000: Cleveland Rockers forward Eva Nemcova ends her record-streak of 66 consecutive free throws with a miss against Orlando. Nemcova did not miss from the foul line from June 14, 1999 to June 5, 2000.

July 17, 2000: The West defeats the East 73-61 at the 2000 WNBA All-Star Game, hosted by the Phoenix Mercury at America West Arena. Houston's Tina Thompson captures MVP honors.

August 25, 2000: Cleveland Rockers guard Suzie McConnell Serio is named the recipient of the first Kim Perrot Sportsmanship Award presented by American General, named in honor of Houston's Kim Perrot, who died of cancer in 1999.

WNBA TIMELINE



August 26, 2000: Cynthia Cooper turns in a clutch performance to earn her fourth WNBA Finals MVP as the Houston Comets claim fourth straight title by defeating the New York Liberty. In Game 1 at Madison Square Garden, Cooper converts a crucial three-point play with 25.4 seconds remaining to push the Comets' lead to five. In Game 2, she scored six of her 25 points in overtime and nine of Houston's final 18 points. It marks Cooper's last appearance in the WNBA Finals. She retires as the WNBA's all-time scoring leader.

June 2, 2001: Houston's Van Chancellor becomes first WNBA coach to record 100 victories as the Comets defeat the Detroit Shock 74-73.

June 7, 2001: Utah Starzz center Margo Dydek records the WNBA's second triple-double, setting a league record for blocked shots in the process as her 12 points, 11 rebounds and 10 blocks leads Utah to an 82-79 win over Orlando.

July 3, 2001: Washington and Seattle battle through quadruple overtime – the longest game in WNBA history – before the Mystics edge the Storm 72-69.

July 7, 2001: Minnesota Lynx guard Katie Smith sets the WNBA single-game scoring record with a 46-point performance, including six three-pointers, in a 100-95 overtime loss to Los Angeles.

July 14, 2001: The West wins the 2001 WNBA All-Star Game in Orlando, defeating the East 80-72. Lisa Leslie earns her second All-Star MVP award.

July 30, 2001: Lisa Leslie scores her 2,538th point to become the WNBA's career scoring leader, surpassing Cynthia Cooper.

August 10, 2001: Katie Smith scores 22 points in Minnesota's 65-51 win over Seattle to break the WNBA single-season scoring record of 686 points set by Cynthia Cooper in 1999.

August 11, 2001: Los Angeles becomes the first team to go undefeated at home for an entire season, finishing 16-0 at the STAPLES Center.

August 27, 2001: The Charlotte Sting, after dropping the opener of the Eastern

Conference Finals at home, go into Madison Square Garden and take both games against the Liberty to derail New York's hopes of making a third consecutive trip to the WNBA Finals. Charlotte advances to the Finals after a 1-10 season start.

September 1, 2001: The Los Angeles Sparks claim their first WNBA Championship to give the city of Los Angeles a sweep of professional basketball titles in 2001. Lisa Leslie becomes the first WNBA player to capture all three MVP awards in the same season, joining NBA greats Shaquille O'Neal, Michael Jordan and Willis Reed as the only pro hoopsters to accomplish this feat. Sparks coach Michael Cooper becomes the first person to claim NBA and WNBA titles, having won five championships as a player with the Lakers.

September 1, 2001: The WNBA welcomes its 10 millionth fan prior to Game 2 of the WNBA Finals at the STAPLES Center.

November 13, 2001: The Seattle Storm win the first pick in the 2002 WNBA Draft in the inaugural WNBA Draft Lottery.

June 4, 2002: Katie Smith becomes the WNBA's all-time career leader for three-pointers (233), surpassing Cynthia Cooper (232).

June 5, 2002: Teresa Weatherspoon becomes the first WNBA player to record 1,000 assists during the Liberty's 60-59 victory over the Detroit Shock at Madison Square Garden.

June 8, 2002: The Orlando Miracle and the Cleveland Rockers square off for the longest game in WNBA history. The Miracle claims a 103-99 victory in the 2:57 contest that spans three overtime periods.

June 22, 2002: Utah Starzz forward Natalie Williams records the first 20/20 performance in WNBA history when she scores 22 points and grabs 20 rebounds in Utah's 77-61 win over the Sacramento Monarchs at ARCO Arena.

July 15, 2002: The West earns its fourth straight victory in the 2002 WNBA All-Star Game in Washington, D.C., edging

the East 81-76. Lisa Leslie takes All-Star MVP honors for the second straight year and third time in her career.

July 22, 2002: Lisa Leslie becomes the first WNBA player to record 3,000 points during the Sparks' 92-84 victory over Orlando at the STAPLES Center. Leslie records 24 points and 21 rebounds (tying the league record she set on 6/19/98) in the victory.

July 30, 2002: Lisa Leslie becomes the first WNBA player to dunk in a game when she throws down a one-handed breakaway layup with 4:44 remaining in the first half in Los Angeles' 82-73 loss to Miami at the STAPLES Center.

August 9, 2002: Margo Dydek becomes the first WNBA player to record 500 career blocks.

August 15, 2002: Washington Mystics forward Chamique Holdsclaw becomes the first player to lead the league in both scoring (19.9 ppg) and rebounding (11.6 rpg) in a single season.

August 29, 2002: Los Angeles Sparks rookie guard Nikki Teasley nails the game-winning shot in the waning seconds of Game 2 of the WNBA Finals to give the Sparks their second consecutive WNBA Championship, defeating the New York Liberty. Lisa Leslie earns WNBA Finals MVP honors for the second straight year.

October 8, 2002: The NBA Board of Governors votes to restructure the WNBA to allow individual team ownership, to allow teams to be owned by non-NBA owners and to be located in non-NBA markets.

October 21, 2002: The WNBA announces that the Miracle will be relocated from Orlando to a city to be designated by the WNBA.

November 27, 2002: The Miami Heat organization elects not to assume ownership of the Sol.

December 5, 2002: The WNBA announces that the Utah Starzz will relocate to San Antonio for the 2003 season.

December 30, 2002: The Portland Trailblazers organization elects not to





WNBA TIMELINE

assume ownership of the Fire.

January 10, 2003: San Antonio announces "Silver Stars" as its official team name.

January 28, 2003: The Connecticut Sun join the WNBA for 2003, as the Mohegan Tribe of Indians become the first non-NBA owner in league history. The Orlando Miracle become the Connecticut Sun.

April 24, 2003: The WNBA holds the second annual Draft Lottery and a Dispersal Draft to disseminate players from the Miami Sol and Portland Fire. The Cleveland Rockers win the lottery, while the Detroit Shock make Ruth Riley, formerly of the Sol, the first selection in the Dispersal Draft.

April 25, 2003: At 3 a.m., the WNBA and the WNBAPA sign the league's second Collective Bargaining Agreement. The agreement is for four years, with a league option for a fifth, and gives WNBA players the first free agency rights in the history of women's professional team sports.

April 25, 2003: The league holds the 2003 WNBA Draft, and Cleveland takes Mississippi State's LaToya Thomas as the first overall pick.

May 23, 2003: Chamique Holdsclaw breaks the WNBA record for rebounds in a game grabbing 24 in the Washington Mystics season-opening win over the Charlotte Sting. She also added 22 points and become the first WNBA player to record two 20-point, 20-rebound performances in a career.

June 7, 2003: Seattle Storm center Lauren Jackson becomes the youngest player in WNBA history to reach the 1,000 point milestone at age 22.

June 10, 2003: Minnesota's Katie Smith becomes the first WNBA player to record 300 three-point field goals in her career.

July 12, 2003: The West captures its fifth straight WNBA All-Star victory at New York's Madison Square Garden by defeating the East All-Stars 84-75, while Los Angeles's Nikki Teasley earns MVP honors.

August 25, 2003: Nikki Teasley finishes the year averaging 11.5 points, 6.3 assists, and 5.1 rebounds becoming the first player in WNBA history to average more than ten points, five assists, and five rebounds in a season.

September 14, 2003: Seattle's Lauren Jackson becomes the first international player to win the WNBA's Most Valuable Player award.

September 16, 2003: The Detroit Shock win their first WNBA title against the Los Angeles Sparks in front of a sell-out crowd and record attendance of 22,076. Detroit's Ruth Riley records a career high 27 points in Game 3 and earns the series MVP.

September 23, 2003: Rebecca Lobo, one of three original WNBA players, (together with Sheryl Swoopes and Lisa Leslie) signed by the league, retires after a seven-year career.

December 3, 2003: The Phoenix Mercury win the first pick in the WNBA Draft in the 2004 WNBA Draft Lottery.

December 17, 2003: The Board of Governors announces three rules changes. The three-point line moves from 19 feet 9 inches to 20 feet 6¼ inches, and the lane is widened from 12 feet to the NBA width of 16 feet. The 30-second shot clock resets to 20 seconds (as opposed to 30 seconds under the previous rule) when a defensive foul or other defensive violation occurs with less than 20 seconds remaining on the shot clock.

January 6, 2004: The WNBA holds a Dispersal Draft to disseminate the players from the Cleveland Rockers. The Phoenix Mercury select forward Penny Taylor with the first overall selection.

April 17, 2004: The league holds the 2004 WNBA Draft, and Phoenix takes the University of Connecticut's Diana Taurasi as the No. 1 overall pick.

June 17, 2004: Ticha Penicheiro passes Teresa Weatherspoon to take over the No. 1 spot in career assists.

July 29, 2004: Lisa Leslie scores her 4,000th career point and becomes the first WNBA player to reach the mile-

stone.

August 2-31, 2004: The WNBA stops play to give players the opportunity to compete in the 2004 Olympic Games in Athens, Greece.

August 5, 2004: USA Basketball defeats the WNBA All-Stars 74-58 as the two teams face-off in the historic game at Radio City Music Hall in New York City. The game was a send off for the US Women's National Team as they prepared to compete in the 2004 Olympic Games in Athens.

September 10, 2004: Lisa Leslie records the WNBA's third triple-double, tying Margo Dydek's record for blocked shots in the process as her 29 points, 15 rebounds and 10 blocked shots leads Los Angeles to an 81-63 victory over the Detroit Shock.

October 12, 2004: The Seattle Storm win their first WNBA title against the Connecticut Sun before a sell-out crowd of 17,072. For the first time in WNBA history, all three games of the WNBA Finals were sell-outs. Seattle guard Betty Lennox averaged 22.3 points for the three games on her way to earning the series MVP.

December 1, 2004: The Charlotte Sting beat the odds to win the first pick in the 2005 WNBA Draft in the fourth annual WNBA Draft Lottery. Charlotte had only a 9.7 percent chance of capturing the first pick.

February 8, 2005: NBA Commissioner David Stern announces that the WNBA will be expanding to Chicago for the 2006 season. The Chicago Sky becomes the second WNBA team to be owned and run by an entity outside of the NBA. In 2003, the Connecticut Sun became the first independently owned and operated WNBA team.

February 15, 2005: Donna Orender is appointed by David Stern as the second president of the WNBA.

April 16, 2005: The league holds the 2005 WNBA Draft, and Charlotte takes the University of Minnesota center Janel McCarville as the No. 1 overall pick.

WNBA TIMELINE



May 24, 2005: Sheila Johnson, co-founder of Black Entertainment Television, becomes the WNBA's first African-American female owner when she joined Ted Leonsis' Lincoln Holdings LLC, which in turn purchased the Washington Mystics from Washington Wizards' owner Abe Pollin.

July 13, 2005: Katie Smith becomes the first woman in U.S. basketball history to score 5,000 points in her professional career (WNBA and ABL).

August 18, 2005: Anne Donovan becomes the first female WNBA coach – and fourth overall in the league – to win 100 games.

September 18, 2005: Sheryl Swoopes becomes the first three-time WNBA Most Valuable Player in league history.

September 20, 2005: The Sacramento Monarchs clinch the 2005 WNBA Championship, bringing the city of Sacramento to their first basketball title.

October 24, 2005: The Minnesota Lynx beat the odds to win the first pick in the 2006 WNBA Draft in the fifth annual WNBA Draft Lottery. Minnesota had only a 16.7 percent chance of capturing the first pick.

February 1, 2006: The WNBA announces the 2006 WNBA Draft and Pre-Draft Camp will be held in Boston, site of the NCAA Women's Final Four. The WNBA events will conclude a week-long celebration of women's basketball emanating from Boston.

April 5, 2006: The league holds the 2006 WNBA Draft, and Minnesota takes the Louisiana State University's Seimone Augustus as the No. 1 overall pick.

June 13, 2006: The WNBA All-Decade Team is selected by fans, a panel of national and WNBA-market media and the league's current players and coaches. The team is comprised of the 10 best and most influential players from its first 10 years of play. Players named were: Sue Bird, Tamika Catchings, Cynthia Cooper, Yolanda Griffith, Lauren Jackson, Lisa Leslie, Katie Smith, Dawn Staley, Sheryl Swoopes and Tina Thompson. Van Chancellor, who led the Houston Comets to

consecutive WNBA championships in the league's first four seasons, was named the WNBA's Coach of Decade.

June 23, 2006: In a game against the San Antonio, Los Angeles Sparks center Lisa Leslie scores the 5,000th point in her WNBA career and becomes the first player in WNBA history to reach that milestone.

July 12, 2006: The 2006 WNBA All-Star Game takes place at New York City's Madison Square Garden. Four rookies – Seimone Augustus, Cappie Pondexter, Sophia Young and Candice Dupree – are named All-Stars. The East squad, led by All-Star MVP Katie Douglas of the Connecticut Sun, earns its first-ever victory with a 98-82 decision. Off the court, the inaugural All-Star Salute: Celebrating Inspiration Luncheon is a key highlight of the festivities as former Secretary of State Madeleine Albright is the keynote speaker.

August 10, 2006: Diana Taurasi scores a WNBA single-game record 47 points in a triple-overtime game against Houston. Taurasi would also finish the 2006 season with new WNBA records for most points in a single-season (860) and highest scoring average in a single season (25.3).

August 30, 2006: As part of the League's 10th Anniversary season, the WNBA Greatest Moment presented by AOL.com is unveiled during Game 1 of the 2006 WNBA Finals. Fans, who were able to log on to towww.aol.com/wnba, voted Teresa Weatherspoon's half-court, buzzer-beater – a shot that propelled the New York Liberty to victory in Game 2 of the 1999 WNBA Finals and on to a deciding Game 3 against the Houston Comets – as their favorite moment in the WNBA's 10-year history.

September 3, 2006: Lisa Leslie of the Los Angeles Sparks is named MVP for the third time in her career after having also earned the honor in 2001 and 2004. Leslie joined the Houston Comets' Sheryl Swoopes as the only players in WNBA history to capture MVP honors three times.

September 9, 2006: The 2006 WNBA Finals see the Detroit Shock earn their second league championship when they

topped the Sacramento Monarchs in the first WNBA Finals match up ever to reach a fifth and deciding game. The historic game featured a sellout crowd of 19,671 at Joe Louis Arena in Detroit, the second highest Finals crowd in WNBA history. Detroit's Deanna Nolan is named Finals MVP.

October 26, 2006: The Phoenix Mercury wins the sixth annual Draft Lottery and earns the top pick in the 2007 WNBA Draft. It marks the first time that the team whose odds of winning the top pick were mathematically the smallest actually came away with the #1 pick.

November 7, 2006: The WNBA announces the creation of the Dawn Staley Community Leadership Award. The award will be presented to the player who best exemplifies the characteristics of a leader in the community and will reflect Staley's contagious leadership, spirit, charitable efforts and love for the game.

December 7, 2006: The WNBA Board of Governors approves the sale of the Los Angeles Sparks to an investment group led by Katherine E. Goodman and Carla J. Christofferson.

December 13, 2006: The Charlotte Bobcats Organization announces that it will no longer operate the Charlotte Sting.

January 8, 2007: The WNBA holds a Dispersal Draft to disseminate the players from the Charlotte Sting. The Chicago Sky select guard Monique Currie with the first overall selection.

January 30, 2007: Rule changes are announced for the 2007 season and include the following: the backcourt rule requires offensive teams to bring the ball across the mid-court line within eight seconds rather than 10 seconds; the timeout rule requires that officials grant requests for a timeout (full or 20-second) by a player in the game or the head coach; and the teams will now be able to designate 11 active players and up to two inactive players on playoff rosters, with the ability to activate any inactive players on a game-by-game basis.

January 31, 2007: The WNBA Board





WNBA TIMELINE

of Governors approves the sale of the Houston Comets to Hilton Koch/Hilton Acquisitions, LLC.

February 16, 2007: Electronic Arts announces that six WNBA players are featured in a new videogame NBA STREET Homecourt. Sue Bird, Tamika Catchings, Lauren Jackson, Lisa Leslie, Sheryl Swoopes and Diana Taurasi are the first female professional athletes to ever be featured and go head-to-head with their male counterparts in a videogame.

March 31, 2007: Former University of Texas Head Coach Jody Conradt becomes the inaugural recipient of the WNBA Inspiring Coach Award.

April 4, 2007: The 2007 WNBA Draft presented by adidas takes place in Cleveland, marking the second straight year that the draft was held immediately following the NCAA Women's Division I Championship Game and conducted in the same city as the Final Four. The Phoenix Mercury make Lindsey Harding the top overall pick before trading her to the Minnesota Lynx in exchange for Tangela Smith. The fast-paced draft earned a place in league history when Jessica Davenport, the second overall pick, was subsequently traded from San Antonio to New York in exchange for all-star guard Becky Hammon and a future selection. It marked the first time in WNBA history that the top two picks were traded on Draft Day.

July 15, 2007: The 2007 WNBA All-Star Game, the league's eighth such contest, is played in front of a sellout audience on July 15 at the Verizon Center in Washington, D.C. A crowd of 19,487 fans witnessed the East defeat the West, 103-99, as Cheryl Ford of the Detroit Shock clinched the MVP honors. A key highlight of the All-Star festivities in 2007 was the second annual All-Star Salute: Inspiring Women Luncheon, featuring keynote speaker and Secretary of State Dr. Condoleezza Rice.

July 15, 2007: Signaling a major milestone in its second decade, the WNBA reaches an eight-year agreement with ESPN to have ABC, ESPN and ESPN2 televise games through the 2016 season. The agreement was announced in conjunction with the 2007 WNBA All-Star

Game by Donna Orender, WNBA President, and John Skipper, ESPN Executive Vice President, Content. The agreement extends the WNBA's relationship with ESPN, which began with the league's inaugural season in 1997, to 20 seasons.

July 24, 2007: Seattle's Lauren Jackson scores 47 points in a 97-96 overtime loss to the Washington Mystics, tying Diana Taurasi for the WNBA record for most points in a single game.

July 27, 2007: Lauren Jackson scores her 4,000th career point during a 89-75 win over the Indiana Fever, becoming the youngest and fastest player in league history to reach the milestone. Jackson reaches the milestone in 209 games.

September 5, 2007: Lauren Jackson is named MVP of the league for the second time in her career after having also earned the honor in 2003. Jackson led the WNBA in scoring, rebounding and double-doubles and was also named the WNBA's Player of the Week on five occasions. Jackson joined Lisa Leslie, Sheryl Swoopes and Cynthia Cooper as the only players in WNBA history to capture multiple MVP honors.

September 16, 2007: The 2007 WNBA Finals see the Phoenix Mercury win their first-ever championship behind the play of Diana Taurasi, Penny Taylor and Cappie Pondexter, who was named Finals MVP. The Mercury capped the most exciting WNBA season ever by defeating the defending champion Detroit Shock in five games. It marked the first time that a WNBA Championship has been won on the road, and Mercury head coach Paul Westhead became the first head coach to win both a WNBA title and an NBA title (1980, Los Angeles Lakers). Total attendance for the 2007 WNBA Finals between the Phoenix Mercury and the Detroit Shock was 74,178, establishing a new all-time WNBA Finals record. In addition, Game 5's crowd of 22,076 at The Palace of Auburn Hills tied the all-time, single-game attendance record for the WNBA Finals (also set on Sept. 16 2003 of the 2003 WNBA Finals, Los Angeles at Detroit).

October 17, 2007: WNBA President Donna Orender announces that the City

of Atlanta was awarded a WNBA expansion team for the 2008 season. The new team will be owned and operated by Atlanta businessman J. Ronald Terwilliger.

October 23, 2007: The Los Angeles Sparks win the seventh annual Draft Lottery and earned the top pick in the 2008 WNBA Draft. The Sparks won the lottery for the first time in franchise history, after tying the Minnesota Lynx for fewest wins in 2007.

January 23, 2008: The Atlanta expansion franchise unveils their team name, logo and colors. The Atlanta Dream's color scheme will consist of sky blue and red.

January 28, 2008: The WNBA and the WNBA sign the league's third collective bargaining agreement covering six seasons, commencing with the 2008 season and continuing through 2013.

January 29, 2008: Rule changes are announced for the 2008 season and include the following: the inbound rule will permit a player to pass the ball anywhere (frontcourt or backcourt) on the court during the final minute of the fourth period and the final minute of any overtime period; players not occupying lane spaces shall now remain behind the three-point line (above the free-throw line extended) during free-throws; and instant-replay rules will now require automatic video reviews by the officiating crew in the case of flagrant fouls that result in ejections and other player altercations.

February 6, 2008: The WNBA holds an Expansion Draft to build the inaugural roster of the Atlanta Dream. The Dream selected one player from each team, including Betty Lennox, Katie Feenstra, Erika DeSouza and Kristin Haynie. The Dream also orchestrated trades for Iziane Castro Marques and Ivory Latta.

February 28, 2008: Force 10 Hoops, L.L.C., the entity owned by Seattle businesswomen and civic leaders Anne Levinson, Ginny Gilder, Lisa Brummel and Dawn Trudeau, purchases the Seattle Storm. Seven WNBA teams now fall under the independent ownership model: the Atlanta Dream, Chicago Sky, Connecticut Sun, Houston Comets,

WNBA TIMELINE



Los Angeles Sparks, Seattle Storm and Washington Mystics.

April 4, 2008: North Carolina State Head Coach Kay Yow is honored with the WNBA's Inspiring Coach Award during the Women's Final Four activities in Tampa, Florida.

April 9, 2008: The 2008 WNBA Draft presented by adidas takes place in Tampa, marking the third year that the draft was held immediately following the NCAA Women's Division I Championship Game and conducted in the same city as the Final Four. Candace Parker, Sylvia Fowles and Candice Wiggins were selected as the top three overall picks.

May 17, 2008: Candace Parker of the Los Angeles Sparks nearly posts a triple-double in her pro debut on vs. Phoenix. She had 34 points, 12 rebounds and 8 assists. Her 34 points broke the record for a rookie in a debut game.

May 29, 2008: On May 29 in a double-overtime loss at Indiana, Candace Parker becomes the first player in WNBA history to record a 5x5, which is total of five or more in five different categories. Parker had 16 points, 16 rebounds, six blocks, five assists and five steals.

June 6, 2008: Tina Thompson of the Houston Comets becomes just the second player in WNBA history to reach the 5,000 point milestone, joining Lisa Leslie.

June 22 & 24, 2008: Candace Parker dunks in back-to-back games, joining Lisa Leslie as the only players to have dunked in a WNBA game.

June 28, 2008: Lisa Leslie of the Los Angeles Sparks becomes the first WNBA player to record 3,000 career rebounds.

July 30, 2008: Robin Roberts, co-anchor of ABC News' Good Morning America, is honored as the recipient of the 2008 WNBA Inspiration Award. Roberts is the keynote speaker at the WNBA Inspiring Women Luncheon in San Francisco, an event that also honored the U.S. Olympic Women's Basketball Team and served as a final send-off to the Beijing for the Olympic Games.

July 28-Aug. 27, 2008: The WNBA

stops play to give players the opportunity to compete in the 2008 Olympic Games in Beijing, China. The U.S. Olympic Women's Basketball Team defeated Australia in the gold medal game, while Russia defeated China for the bronze. The United States has now won four consecutive Olympic gold medals.

August 31, 2008: Katie Smith of the Detroit Shock reaches the 5,000 career point milestone, joining Lisa Leslie and Tina Thompson.

September 5, 2008: Ticha Penicheiro of the Sacramento Monarchs becomes the first player in WNBA history to record 2,000 career assists.

October 3, 2008: Los Angeles Sparks forward Candace Parker is named the Hanns-G 'Go Beyond' Rookie of the Year as well as the WNBA Most Valuable Player presented by T-Mobile. It marks the first time a rookie won both awards in the same year. The top overall pick in the 2008 WNBA Draft, Parker capped a season in which she also earned All-WNBA First Team honors, two Hanns-G 'Go Beyond' Rookie of the Month Awards (May and July), one Player of the Week Award (Aug. 31) and the Peak Performer Rebounding Award.

October 5, 2008: The 2008 WNBA Finals see the Detroit Shock sweep the San Antonio Silver Stars in three games. The Shock earned their third championship in six years. Detroit's Katie Smith was named Finals MVP.

December 2, 2008: The League announces that the Houston Comets, an original member of the WNBA, would suspend operations.

December 9, 2008: The WNBA holds a Dispersal Draft of the Houston Comets players. Teams drafted in reverse order of their regular-season finish in 2008. The Atlanta Dream selected Sancho Lyttle with the first pick, the Washington Mystics chose Matee Ajavon with the second selection and the Chicago Sky took Mistie Williams with the third pick.

December 9, 2008: The Atlanta Dream win the eighth annual WNBA Draft Lottery and earned the top pick in the 2009 WNBA Draft. The winning team had 420 chances out of 1,000 to receive the

first overall selection. The lottery went exactly according to odds for the first time in WNBA history.

February 5, 2009: The WNBA Board of Governors votes to allow the expanded use of instant replay by game officials. The two modifications will allow referees to use instant replay 1.) to determine at any point during a game whether a field goal was correctly scored as a two- or three-point field goal, and, for the purposes of awarding the correct number of free throws, whether a shooter was fouled while taking a two- or three-point attempt and 2.) when the game clock malfunctions during a play concluding with no time remaining on the clock (0:00) at the end of any quarter or overtime period.

April 7, 2009: University of Tennessee head coach Pat Summitt is named the recipient of the WNBA's Inspiring Coach Award.

April 9, 2009: The 2009 WNBA Draft presented by adidas takes place at the NBA Entertainment studios in Secaucus, NJ. Angel McCoughtry, Marissa Coleman and Kristi Toliver were selected as the top three overall picks.

May 13, 2009: WNBA LiveAccess, a new feature on WNBA.com that provides fans with free access to more than 200 live game Webcasts, is launched and allows fans around the world to access live game Webcasts on individual team websites.

June 1, 2009: The Phoenix Mercury announces a groundbreaking marquee partnership with LifeLock to launch the first-ever branded jersey in WNBA or NBA history. The LifeLock name will appear on the front of Phoenix Mercury player jerseys and on warm-up suits through the 2011 season.

June 5, 2009: The Los Angeles Sparks reach an agreement with the Farmer's Insurance Group of Companies to become the second team to secure a marquee partnership and wear branded jerseys. The Farmer's Insurance Group of Companies name and logo will appear on player jerseys.

June 14, 2009: Tamika Raymond is



WNBA TIMELINE

named the recipient of the 2009 Dawn Staley Community Leadership Award.

July 17, 2009: Sue Bird of the Seattle Storm reaches the 3,000-point plateau, becoming just the third player in league history to score 3,000 points and hand out 1,000 career assists. (Shannon Johnson and Vickie Johnson)

July 29, 2009: Cokie Roberts, political commentator for ABC News, senior news analyst for NPR News, and bestselling author, is honored as the recipient of the 2009 WNBA Inspiration Award. Roberts served as the keynote speaker at the WNBA Inspiring Women Luncheon in Chicago.

August 10, 2009: Lisa Leslie of the Los Angeles Sparks becomes the first player in WNBA history to record 6,000 career points.

August 15, 2009: Lauren Jackson of the Seattle Storm scores her 5,000th point against the Atlanta Dream, becoming the youngest and fastest player in league history to reach the milestone. Jackson joins Lisa Leslie, Tina Thompson and Katie Smith as the WNBA's 5,000 point scorers.

September 5, 2009: Diana Taurasi of the Phoenix Mercury scores her 4,000th point, eclipsing Lauren Jackson as the youngest and fastest player in league history to reach the milestone. Taurasi accomplishes the feat in 197 games.

September 26, 2009: Lisa Leslie tallies 22 points and 9 rebounds in the final game of her WNBA career as the Los Angeles Sparks are defeated by the Phoenix Mercury in the Western Conference Finals. Leslie had previously announced that 2009 would be her final season, and retires as the all-time WNBA leader in points (6,263) and rebounds (3,307).

September 29, 2009: The Mercury's Diana Taurasi wins the WNBA Most Valuable Player Award presented by Kia Motors, marking the first MVP honor of her professional career. Taurasi tallied 20.4 points per game and recorded 20+ points in 20 games in 2009.

October 9, 2009: The Phoenix Mercury defeats the Indiana Fever to clinch the

WNBA Championship for the second time in three years. Finals MVP Diana Taurasi, Cappie Pondexter and Penny Taylor led the Mercury and held off a late rally by the tenacious Indiana Fever for a 94-86 victory in the deciding Game 5. The 2009 WNBA Finals also featured three sellouts plus the highest total attendance figure (82,018) in WNBA Finals history. Overall, average attendance for the 2009 WNBA Playoffs increased 18.5% over 2008 (9,979 vs. 8,420).

October 20, 2009: The Detroit Shock relocates to Tulsa, Oklahoma under the ownership of Bill Cameron, David Box and Tulsa Pro Hoops, LLC. Nolan Richardson is named the team's general manager and head coach.

October 29, 2009: Kathy Betty becomes managing partner of the Atlanta Dream after the investment group Dream Too, LLC purchases the team from Terwilliger.

November 5, 2009: The Minnesota Lynx win the ninth annual WNBA Draft Lottery and earned the top pick in the 2010 WNBA Draft. Minnesota had 428 chances out of 1,000 to receive the first overall selection by virtue of owning New York's combinations (261) in addition to its own (167).

November 20, 2009: The Maloof Family announces that they will no longer operate the Sacramento Monarchs.

December 4, 2009: The WNBA Competition Committee and Board of Governors approves the expanded use of instant replay by game officials in the following situations: 1.) To determine at any point during the game whether a 24-second shot clock violation occurred prior to the release of a successful field goal attempt or prior to a foul being committed and 2.) To determine during the last minute of regulation play and the last minute of any overtime period which player last touched the ball prior to it going out-of-bounds or whether the ball was last touched simultaneously by two opponents.

December 14, 2009: The WNBA holds a Dispersal Draft of the Sacramento Monarchs players. The New York Liberty selected Nicole Powell with the first pick while the Minnesota Lynx chose Rebek-

ah Brunson second and the Connecticut Sun took DeMya Walker with the third selection. The Chicago Sky selected Courtney Paris and the San Antonio Silver Stars took Laura Harper to round out the top five picks. Teams drafted in inverse order of their regular-season finish in 2009.

January 23, 2010: The Tulsa franchise, with new ownership that brought the team from its former home in Detroit, announces it will keep the name "Shock," and unveils a new logo and color scheme featuring black, red and gold.

April 8, 2010: The 2010 WNBA Draft presented by adidas takes place at the NBA Entertainment studios in Secaucus, NJ. Tina Charles, Monica Wright, Kelsey Griffin, Epiphanny Prince and Jayne Appel, respectively, were the top five selections.

May 15, 2010: The newly relocated Shock – complete with new ownership, a new head coach in Nolan Richardson, new colors and a new logo – tip-off their first game in Tulsa, Oklahoma.

August 8, 2010: Tina Thompson surpasses Lisa Leslie's WNBA career scoring mark of 6,263, making her the highest scoring player in league history.

August 13, 2010: Phoenix's Tangelia Smith plays in her 411th career game, breaking Vickie Johnson's previous record for most career games played.

August 15, 2010: In a game against Indiana, rookie Tina Charles of the Connecticut Sun sets WNBA single-season records for most double-doubles (22) and total rebounds (398) in a single season.

September 7, 2010: Atlanta's Angel McCoughtry scores a WNBA Playoffs record 42 points in Game 2 of the Eastern Conference Finals, a 105-93 victory over the New York Liberty. In that same game, New York's Cappie Pondexter tallies 36 points. Their combined total of 78 points set a WNBA record for most total points by two players in the same post-season game.

September 16, 2010: The Seattle Storm won the 2010 WNBA championship by



defeating the Atlanta Dream 87-84 in Game 3 of the WNBA Finals in Atlanta's Philips Arena. The Storm swept the Dream 3-0 in the best-of-five series and Seattle center Lauren Jackson, the league's regular season MVP, was named MVP of The Finals. It is the Storm's second championship and first since 2004.

December 3, 2010: Donna Orender steps down as WNBA President to launch her own marketing, media and strategy company.

February 28, 2011: As part of WNBA Live - Manchester 2011 – a new, multiyear partnership between the Manchester (Eng.) City Council and the NBA, WNBA and USA Basketball – it is announced that the Atlanta Dream will participate in the first WNBA game played in Europe. The game is set for May 29, 2011 vs. Standard Life Team GB (Great Britain's national team) at Manchester Evening News Arena. The partnership will promote women in sport and encourage participation in team sports.

March 3, 2011: At a press conference at the AT&T Center in San Antonio, the WNBA announces that the Silver Stars will host the 2011 All-Star Game for the first time in franchise history. The contest, set for Saturday, July 23, is to be the second WNBA All-Star Game played in a Western Conference venue and the first since the 2000 game was held in Phoenix.

March 8, 2011: In honor of Women's History Month and International Women's Day, the WNBA officially announced plans to celebrate its 15th season. Among those would be the selection of the Top 15 Players and the Top 15 Moments in league history. Key among other planned celebrations would be a nationally televised game (ESPN2) in which the New York Liberty would visit the Los Angeles Sparks on June 21, 15 years to the date of the league's inaugural game in 1997 featuring those same two teams.

March 28, 2011: Sheryl Swoopes, 40, returns to the WNBA, signing to play with the Tulsa Shock after a two-year hiatus. An inaugural member of the WNBA and a member of the league's All-Decade

Team selected in 2006, Swoopes resume includes four WNBA championships as a member of the Houston Comets (1997-2000), three league MVP awards (2000, '02, '05) and three Defensive Player of the Year honors (2000, '02, '03).

April 7, 2011: The Washington Mystics sign a marquee partnership with Inova Health System, becoming the fifth WNBA team to have such a partnership. Players will wear Inova Hospital System's name and logo on the front of their home and away jerseys during the 2011 WNBA season.

April 7, 2011: The WNBA and partner adidas unveiled new uniforms for all 12 teams featuring Revolution 30 technology and women's basketball specific TECHFIT base layers.

April 11, 2011: The WNBA becomes the first professional sports league to conduct its annual Draft at ESPN headquarters in Bristol, Conn. The Minnesota Lynx made Maya Moore the top overall selection of the 2011 WNBA Draft presented by adidas. Australian native Elizabeth Cabbage, selected second by the Tulsa Shock, and Courtney Vandersloot, tapped third by the Chicago Sky, rounded out the top three picks.

April 21, 2011: Laurel J. Richie, a veteran of more than three decades in consumer marketing, corporate branding, public relations and corporate management, is appointed President of the WNBA, NBA Commissioner David Stern announced. Laurel leaves her post as Senior Vice President and Chief Marketing Officer for Girl Scouts of the USA to join the WNBA.

June 21, 2011: The Los Angeles Sparks host the New York Liberty at STAPLES Center in the WNBA's 15th Anniversary Game, played 15 years to the day of the league's inaugural matchup between the same two teams in LA. The Sparks won 96-91.

July 23, 2011: In honor of the WNBA's 15th season, the league unveiled its "Top 15 Players of All Time" during a halftime ceremony live on ABC at the 2011 WNBA All-Star Game presented by adidas. With consideration given to on-court performance and ability, lead-

ership, sportsmanship, and community service, as well as to contributions to team success and women's basketball, voting was conducted by fans, select national and WNBA-market media, and by current players and coaches. The players named were: Sue Bird, Tamika Catchings, Cynthia Cooper, Yolanda Griffith, Becky Hammon, Lauren Jackson, Lisa Leslie, Ticha Penicheiro, Cappie Pondexter, Katie Smith, Dawn Staley, Sheryl Swoopes, Diana Taurasi, Tina Thompson, and Teresa Weatherspoon.

August 9, 2011: In a road game at the Phoenix Mercury, Minnesota Lynx all-stars Lindsay Whalen and Seimone Augustus become the 35th and 36th players to to surpass the 3,000-point mark for their respective careers, but the first pair of teammates to eclipse the mark in the same game. In the process, Augustus also tied the Mercury's Diana Taurasi as the fastest player in WNBA history to reach 3,000 (151 games).

August 22, 2011: The WNBA and Boost Mobile, an industry leader in no-contract wireless service, announced a landmark multiyear marketing partnership that made Boost Mobile the first league-wide marquee partner of the WNBA. As part of the deal, the Boost Mobile brand logo was subsequently featured on the front of the game jerseys of 10 of the WNBA's 12 teams. It marked the first time the WNBA had a league partner with jersey branding for multiple teams throughout the season other than adidas, the league's official outfitter.

October 2, 2011: Despite falling to the host Minnesota Lynx in Game 1 of the WNBA Finals, Atlanta Dream forward Angel McCoughtry set Finals records for points in a quarter (19 in the third), points in a half (27 in the second), and consecutive points (14 from late in the first half into the third quarter).

October 5, 2011: The Atlanta Dream's Angel McCoughtry surpasses the WNBA Finals record (set by her in 2010) for most points in a single game with 38 in a loss to the host Minnesota Lynx.

October 7, 2011: In a celebration of its 15th season, the WNBA and partner Boost Mobile unveiled the Top 15 Moments in league history as voted by fans. The top moment was Teresa Weather-



WNBA TIMELINE

spoon's half-court shot at the buzzer to win Game 2 of the 1999 WNBA Finals for the New York Liberty and send that series to a decisive third game. Ranking second was the WNBA's first ever game (NY Liberty at LA Sparks, June 21, 1997); third was Sparks' center Lisa Leslie throwing down the first dunk in WNBA history in the first half of a game vs. the Miami Sol.

October 7, 2011: The Minnesota Lynx captured their first WNBA title with a 73-67 win over the Atlanta Dream. Lynx guard/forward Seimone Augustus was named Finals MVP after leading the Lynx to a sweep in the best-of-five series. Augustus posted 22 points and seven assists in Game 1 and had a franchise-playoff record 36 points in Game 2, including 15 in the fourth quarter.

April 16, 2012: The 2012 WNBA Draft presented by Boost Mobile took place at ESPN headquarters in Bristol, CT, marking the second straight year that the draft was held on the campus of the league's broadcast partner. Stanford's Nnemkadi Ogwumike (Sparks), Tennessee's Shekinna Stricklen (Storm), Notre Dame's Devereaux Peters (Lynx), Tennessee's Glory Johnson (Shock), and Miami's Shenise Johnson (Silver Stars) were the top five picks.

June 3, 2012: Angel McCoughtry of the Atlanta Dream sets the WNBA's single-game mark for most successful free throws without a miss, going 17-for-17 vs. Chicago.

June 15, 2012: With a win over Phoenix on June 15, the defending champion Minnesota Lynx set a WNBA record for the best start to a season, going 10-0 out of the gate before being upended by Seattle.

June 16, 2012: Already the WNBA's career steals leader, Tamika Catchings also took over the top spot in league history for career free throws made when she hit 6-of-8 from the charity stripe against Chicago.

June 17, 2012: Connecticut's Tina Charles, with 23 points and 22 rebounds at Atlanta, became the first player in WNBA history to log three 20-20 games in a career.

July 14-Aug. 15, 2012: The WNBA temporarily stops play to give players the opportunity to compete in the 2012 Olympic Games in London. The U.S. Olympic Women's Basketball Team – comprised of 12 WNBA players – defeated France in the gold medal game. The win gave the United States women their fifth consecutive Olympic gold medal and, dating back to the bronze medal game in 1992, stretched the team's winning streak to 41 games.

Sept. 18, 2012: Already the WNBA's all-time leading scorer, Tina Thompson (Seattle) became the first player in the history of the league to surpass 7,000 career points with her jump shot at the 9:03 mark of the second quarter of the Storm's victory over visiting Chicago at KeyArena. The milestone capped a season in which Thompson also became the first WNBA player to top 15,000 minutes played and 2,450 field goals made.

Aug. 28, 2012: A put-back basket against San Antonio by Minnesota Lynx center McWilliams-Franklin, moved the 14-year veteran and six-time All-Star into first place on the WNBA's career list for offensive rebounds, surpassing the 1,049 of Yolanda Griffith.

Sept. 22, 2012: Temeka Johnson of the Tulsa Shock finished the regular season with the league's best single-season mark in history for three-point FG percentage (.531, 34 of 64). On the same day, Ticha Penicheiro of the Chicago Sky plays the final game of her career and, with two assists, increases her WNBA career record to 2,599.

Sept. 26, 2012: The WNBA Draft Lottery (to determine the order of selection of the 2013 WNBA Draft) was held for the first time at ESPN's studios in Bristol, Conn., live during the 6 p.m. ET edition of SportsCenter. The Phoenix Mercury ultimately won the top pick, followed in succession by the Chicago Sky, Tulsa Shock, and Washington Mystics.

Oct. 21, 2012: Indiana defeated the defending champion Minnesota Lynx 3-games-to-1, giving the Fever its first WNBA championship in franchise history. Following Game 4, an 87-78 home win at Indianapolis' Bankers Life Field-

house, Indiana forward Tamika Catchings was named MVP of the WNBA Finals presented by Boost Mobile. Catchings, a three-time Olympic gold medalist and the league's 2011 MVP, averaged 22.3 points, six rebounds, and two steals during the Finals.

Dec. 13, 2012: Following the league's Board of Governor's Meeting, the WNBA announces it will implement new rules regarding flopping and defensive three-seconds, while also extending the three-point line from 20 feet, 6 1/4 inches to 22 feet, 1 3/4 inches, consistent with the distance inherent in all FIBA competitions. The rules will go into effect beginning with the 2013 season.

March 28, 2013: The WNBA and ESPN announce an extension of their partnership for another six years, paving the way for WNBA games to be televised on ABC, ESPN, and ESPN2 through 2022. The announcement, made by John Skipper, President of ESPN, Inc. and Co-Chairman of the Disney Media Networks, and Laurel J. Richie, WNBA President, extends the WNBA's television relationship with ESPN to 26 years. With the deal, up to 30 live games will be televised on ABC, ESPN or ESPN2 each season, including exclusive telecasts of the WNBA Finals presented by Boost Mobile.

March 28, 2013: On the same day as the WNBA and ESPN announce an extension of their partnership, the league also introduced a new brand identity. The refreshed identity reflects how far the level of play has come in 16 years as stronger, more agile players have made the game more competitive. The cornerstone of the new WNBA visual identity is a more modern "Logowoman" -- the player silhouette within the logo -- that better embodies the athleticism and diversity of current WNBA players while leveraging the distinctive orange-and-oatmeal color scheme of the league's iconic game ball.

April 15, 2013: For the first time in the WNBA's 17 seasons, the league's Draft is televised live in primetime. The 2013 WNBA Draft presented by State Farm takes place for the third straight year at ESPN headquarters in Bristol, Conn., this time airing live at 8 p.m. ET on ESPN2.



One of the most anticipated draft classes in league history is led by the “3 to See” -- Brittney Griner of Baylor, Elena Delle Donne of Delaware, and Skylar Diggins of Notre Dame. The Phoenix Mercury selected Griner with the No. 1 overall pick; the Chicago Sky then took Delle Donne with the No. 2 selection, and the Tulsa Shock claimed Diggins third.

May 27, 2013: While the WNBA's 17th season officially tipped off on May 24, it was a May 27 Memorial Day TV double-header on ESPN2 that introduced the “3 to See” – Phoenix center Brittney Griner, Chicago guard/forward Elena Delle Donne, and Tulsa guard Skylar Diggins – to WNBA fans. Griner, Delle Donne, and Diggins, the first, second, and third overall draft picks in the 2013 Draft, were the featured players as Tulsa first hosted the Washington Mystics and Phoenix then hosted Chicago.

May 27, 2013: Brittney Griner, the No. 1 overall pick in the 2013 Draft, registered two dunks in her very first game, becoming the first WNBA player ever to dunk multiple times in the same game.

June 8, 2013: The WNBA becomes the first U.S. professional basketball league to implement “Ref Cam” as part of a game telecast. A wireless, HD, mini point-of-view camera positioned at eye-level on game official Lamont Simpson. “Ref Cam” allowed viewers to virtually be on the court when Indiana hosted Phoenix during a live ABC broadcast.

July 6, 2013: Mike Thibault moved ahead of Van Chancellor to become the head coach with the most regular-season victories in WNBA history. Thibault reached the milestone with the Washington Mystics' 62-59 win over the Seattle Storm. The win was Thibault's 212th regular-season victory as a WNBA head coach.

July 27, 2013: The Los Angeles Sparks' Candace Parker was crowned MVP of the 2013 Boost Mobile WNBA All-Star Game after setting an All-Star Game record with 23 points, topping the mark of 22 set by Swin Cash in 2009. Parker shot 10-for-13 from the field and chipped in 11 rebounds. Leading into the All-Star Game, the Chicago Sky's Elena Delle

Donne became the first rookie ever to lead all vote-getters for the event.

August 18, 2013: Chicago's Sylvia Fowles became the first player in league history to post two 20-20 games in the same season. Fowles, who scored 20 points and added 21 rebounds vs. Connecticut on this date, had previously posted 24 points and 22 rebounds vs. Connecticut on May 31.

September 8, 2013: Second-year guard Riquna Williams sets a WNBA single-game scoring record with 51 points in the Tulsa Shock's win at San Antonio. The 51-point effort surpassed the previous mark of 47 set by Phoenix's Diana Taurasi in 2006 and Seattle's Lauren Jackson in 2007.

September 15, 2013: Guard Katie Smith, a veteran of 15 WNBA seasons and a seven-time WNBA All-Star, finishes her illustrious career ranked No. 1 in league history in three-point shots made (906); second in total points (6,452, trailing only Tina Thompson) and minutes played (15,725); fourth in free throws made (1,440); and fifth in field goals made (2,053).

September 22, 2013: Forward Tina Thompson, the only player to play in each of the WNBA's first 17 seasons, plays her final game as Seattle is eliminated from the playoffs by Minnesota in the Western Conference Semifinals. The nine-time WNBA All-Star selection ended her career ranked as the league's all-time leader in points (7,488), field goals made (2,630), and minutes played (16,088); second in free throws made (1,480) and total rebounds (3,070); and fourth in three-point field goals made (748).

October 10, 2013: After advancing to the WNBA Finals for the third consecutive season, the Western Conference champion Minnesota Lynx toppled the Atlanta Dream 3-games-to-0, giving Minnesota its second WNBA title in franchise history and its second crown in a three-year span. Following an 86-77 Game 3 victory at Gwinnett Arena in suburban Atlanta, Lynx forward Maya Moore, the runner-up for the regular-season MVP award, was named the MVP of the Finals. The Georgia native

averaged 20 points, six rebounds, and over two assists during the Finals series.

December 10, 2013: The 13th annual WNBA Draft Lottery (to determine the order of selection of the 2014 WNBA Draft presented by State Farm) was conducted in a televised event live on ESPN during SportsCenter for the second straight year. The Connecticut Sun, which had 442 chances out of 1,000 to receive the first overall selection, the most of any of the four teams in the lottery mix, ultimately won the top pick, followed in succession by the Tulsa Shock, San Antonio Silver Stars, and New York Liberty.

January 14, 2014: The WNBA's San Antonio franchise officially changes its nickname from Silver Stars to Stars.

February 5, 2014: The WNBA and NBA Board of Governors unanimously approved the purchase of the Los Angeles Sparks by an investment group led by Earvin “Magic” Johnson and controlling owner of the Los Angeles Dodgers, Mark R. Walter. The investment group includes Dodger co-owners Todd L. Boehly, Robert L. Patton, and Stan Kasten.

March 7, 2014: The Women's National Basketball Association (WNBA) and the Women's National Basketball Players Association (WNBPA) entered into a new eight-year collective bargaining agreement, commencing with the 2014 season and continuing through 2021. The new collective bargaining agreement includes an additional 12th roster spot, salary cap increases and reduced revenue sharing thresholds, making it more likely that the players will share in league revenue growth. In addition, a new “Time Off Bonus” (up to \$50,000 per team) can be earned by a player who limits the amount of time she will play professional basketball (and/or play for a national team) during the off-season.

April 14, 2014: The 2014 WNBA Draft presented by State Farm is televised live in primetime by ESPN2 from the floor of the Mohegan Sun Arena in Uncasville, Conn. Chiney Ogwumike of Stanford University is selected No. 1 overall by the Connecticut Sun and, in the process, makes history. Ogwumike and her older sister, Nneka – the No. 1 overall pick in



WNBA TIMELINE

the 2012 Draft by the Los Angeles Sparks – join NFL stars Peyton and Eli Manning as the only siblings selected with the top pick in a North American professional sports league draft. The Tulsa Shock made Baylor University's Odyssey Sims the No. 2 overall pick and the San Antonio Stars claim Notre Dame's Kayla McBride third.

July 19, 2014: Boost Mobile WNBA All-Star 2014 takes place at US Airways Center, marking the second time the All-Star event takes place in Phoenix. The first WNBA All-Star game to go into overtime is won by the East, 125-124, after the Indiana Fever's Tamika Catchings grabs a defensive rebound and dribbles the length of the floor to score the game-winning layup with 6.9 seconds to play in OT.

Atlanta Dream guard Shoni Schimmel, who had been voted into the game as a starter by fans, lives up to her nickname, "Showtime Shoni," and becomes the first rookie ever to earn the All-Star game MVP award. Schimmel set All-Star records for points (29), made field goals (11), and made three-point field goals (7). Like Schimmel, Minnesota's Maya Moore (24 points) and Tulsa's Skylar Diggins (27 points) also surpassed the previous record for points in an All-Star game (23 by Los Angeles' Candace Parker in 2013).

August 5, 2014: The NBA's San Antonio Spurs announce they are hiring WNBA all-star guard Becky Hammon as an assistant coach under head coach Gregg Popovich. Hammon, then of the WNBA's San Antonio Stars and in the midst of her 16th season as a WNBA player, becomes the first full-time, paid female assistant coach in NBA history.

September 12, 2014: In the WNBA Finals, the Phoenix Mercury sweeps the Chicago Sky, 3-0, to win its third championship in franchise history. After taking the first two games of the best-of-five series at home by 21 and 29 points, respectively, the Mercury is led by guard Diana Taurasi, who scores 14 of her 24 points in the fourth quarter, and by forward Candice Dupree (24 points), as Phoenix edges host Chicago, 87-82, in Game 3. Taurasi, who is subsequently named Finals MVP for the second time

in her career, breaks an 82-82 tie with an old-fashioned three-point play.

April 16, 2015: For the second straight year, the WNBA Draft presented by State Farm® is held at Mohegan Sun Arena in Uncasville, Conn. With the No. 1 overall pick, the Seattle Storm makes Notre Dame guard and consensus All-American Jewell Loyd the first Fighting Irish player ever chosen with the top selection. The Tulsa Shock choose Sweden native Amanda Zahui B. of the University of Minnesota with the second overall selection, and the Storm uses its second pick in the top three on the University of Connecticut's Kaleena Mosqueda-Lewis. Loyd and Zahui B., each of whom leave college with eligibility remaining, enter the draft by virtue of turning 22 years of age during the 2015 calendar year.

June 24, 2015: Chicago's Elena Delle Donne scores a career-high 45 points in a win over Atlanta. Coupled with her 40-point effort at Tulsa on June 6, she becomes only the fourth player in league history with two 40-point games in the same season. Delle Donne would go on to be named the 2015 WNBA MVP presented by Samsung.

July 3, 2015: Becky Hammon, a former WNBA All-Star and current NBA assistant coach with the San Antonio Spurs, becomes the first female head coach in the NBA's Las Vegas Summer League when the Spurs announce she will guide the team. Seventeen days later, on July 20, Hammon leads the Spurs to a Summer League title, becoming the first female coach to win a the title.

July 20, 2015: Tulsa Shock majority owner Bill Cameron announces plans to relocate the WNBA team to the Dallas-Fort Worth area, the fourth-largest metropolitan area in the U.S. Cameron asks the WNBA to submit the request to the Board of Governors for approval.

July 21, 2015: Atlanta Dream forward/guard Angel McCoughtry becomes the second-fastest player in WNBA history to reach the 4,000-point milestone, accomplishing the feat in her 206th game (only Diana Taurasi reached the plateau in fewer games – 197).

July 23, 2015: The WNBA Board of Governors unanimously approves the relocation of the Tulsa Shock to the Dallas-Fort Worth metropolitan area. The team then finished the season in Tulsa, reaching the playoffs for the first time since relocating from Detroit prior to the 2010 season.

July 25, 2015: In a game featuring 10 first-time All-Stars, the Western Conference defeats the Eastern Conference, 117-112, in the Boost Mobile WNBA All-Star Game at Mohegan Sun Arena in Uncasville, Conn. Minnesota Lynx forward Maya Moore is named MVP, becoming just the second player (after Lisa Leslie) to win all three of All-Star Game MVP, WNBA MVP presented by Samsung (2014) and WNBA Finals MVP presented by Boost Mobile (2013). Moore scores an All-Star Game-record 30 points, surpassing the mark of 29 set by Atlanta's Shoni Schimmel in 2014).

Indiana Fever forward Tamika Catchings – who enters the game as the career All-Star leader in minutes, made field goals, total rebounds and defensive rebounds – tallies eight points and moves ahead of Leslie as the all-time scoring leader in All-Star history. Catchings also moves into the top spot in WNBA All-Star Game history for the most selections (10) and most games played (9). Seattle guard Sue Bird, selected for the ninth time, plays in her eighth All-Star Game and moves into sole possession of second place in that category.

In a game featuring 10 first-time All-Stars, the Western Conference defeats the Eastern Conference, 117-112, in the Boost Mobile WNBA All-Star Game at Mohegan Sun Arena in Uncasville, Conn. Minnesota Lynx forward Maya Moore is named MVP, becoming just the second player (after Lisa Leslie) to win all three of All-Star Game MVP, WNBA MVP presented by Samsung (2014) and WNBA Finals MVP presented by Boost Mobile (2013). Moore scores an All-Star Game-record 30 points, surpassing the mark of 29 set by Atlanta's Shoni Schimmel in 2014).

Indiana Fever forward Tamika Catchings – who enters the game as the career All-Star leader in minutes, made field goals, total rebounds and defensive rebounds – tallies eight points and moves ahead



of Leslie as the all-time scoring leader in All-Star history. Catchings also moves into the top spot in WNBA All-Star Game history for the most selections (10) and most games played (9). Seattle guard Sue Bird, selected for the ninth time, plays in her eighth All-Star Game and moves into sole possession of second place in that category.

July 28, 2015: Indiana's Tamika Catchings passes Diana Taurasi (6,722) for second place on the WNBA's all-time regular-season points list.

July 31, 2015: Nancy Lieberman, a former WNBA player and head coach, becomes the second female hired as a full-time NBA assistant coach when she joins the staff of the Sacramento Kings.

August 2, 2015: Seattle Storm guard Sue Bird becomes the first player in WNBA history to amass 5,000 points and 2,000 assists. She is the 13th player to reach 5,000 points.

September 24, 2015: The Seattle Storm wins the 15th annual WNBA Draft Lottery presented by State Farm® and earns the top pick in the 2016 WNBA Draft presented by State Farm®. The Lottery is conducted in a televised event at ESPN's headquarters in Bristol during halftime of Game 1 of the Western Conference Finals between the Phoenix Mercury and Minnesota Lynx on ESPN2. Seattle, which entered the Lottery with the most chances to land the top pick (442 out of 1,000), wins the drawing for the second time in a row. Five months earlier, Seattle had used the top pick in the 2015 Draft to select Notre Dame guard Jewell Loyd, who would become the 2015 WNBA Rookie of the Year presented by Samsung.

October 10, 2015: In Game 3 of the WNBA Finals presented by Boost Mobile, Lynx forward Maya Moore hits one of the biggest shots in WNBA history, a game-winning three-pointer at the buzzer that gives Minnesota an 80-77 win for a 2-1 series edge. Moore's buzzer-beater is the latest in a WNBA Finals game since the New York Liberty's Teresa Weatherspoon hit a half-court buzzer-beater on Sept. 4, 1999 to win Game 2 of the WNBA Finals in Houston and send that series to a third and

final game against the Comets.

October 14, 2015: Led by center Sylvia Fowles, a midseason acquisition who would be named MVP of the 2015 WNBA Finals presented by Boost Mobile, the Minnesota Lynx topples the Indiana Fever in Game 5 of the best-of-five series. Minnesota wins its third title in five seasons (2011, 2013) behind head coach Cheryl Reeve and the team's core group of veteran All-Stars in Maya Moore, Seimone Augustus, Lindsay Whalen and Rebekkah Brunson. The Lynx clinches a title on its home court for the first time.

November 2, 2015: In an event held at the University of Texas at Arlington, majority owner Bill Cameron announces that the Tulsa Shock, newly relocated to the Dallas Metroplex, will begin play in 2016 as the Dallas Wings.

November 4, 2015: The WNBA announces that Laurel J. Richie, the third President in league history, will be leaving to pursue other interests, including serving as a board member of several for-profit and not-for-profit institutions. Richie ends a tenure that began on April 21, 2011.

February 10, 2016: Lisa Borders is appointed by NBA Commissioner Adam Silver as the WNBA's fourth President. Borders brings more than 25 years of experience in operations, marketing, government relations and public service. At the time of the announcement, Borders was serving as Chair of The Coca-Cola Foundation and Vice President, Global Community Affairs at The Coca-Cola Company.

March 15, 2016: The WNBA and Verizon announce a new league-wide marquee partnership, making the wireless provider the league's most prominent marketing partner. As the marquee partner of the WNBA, Verizon branding will be prominently displayed on the front of 10 WNBA team jerseys: the Atlanta Dream, Chicago Sky, Dallas Wings, Indiana Fever, Los Angeles Sparks, Minnesota Lynx, New York Liberty, Phoenix Mercury, Seattle Storm and Washington Mystics.

April 14, 2016: The WNBA Draft presented by State Farm® is held at Mohegan Sun Arena in Uncasville, Conn. The Seattle Storm holds the first overall pick in the draft for the second consecutive year and selects University of Connecticut All-American Breanna Stewart, the first player in NCAA Division I history to be named Most Outstanding Player of the Final Four four times. For the first time in the history of the WNBA Draft, three players from the same school are selected with the top three picks – UConn's Stewart, Moriah Jefferson (No. 2 by the San Antonio Stars), and Morgan Tuck (No. 3 by the Connecticut Sun).

May 9, 2016: The WNBA announces the launch of WNBA LEAGUE PASS, the new full-season, live-game out-of-market subscription package that will provide fans with access to SINGLE GAME and TEAM PASS options for the first time. The new live game service, formerly called WNBA LiveAccess, will be available through WNBA.com and the WNBA App on iOS and Android devices. For the first time, WNBA LEAGUE PASS will be available on Apple TV (4th generation) and Chromecast through the WNBA App, providing users additional ways to watch WNBA games.



WNBA CARES

2016 LOS ANGELES SPARKS MEDIA GUIDE
CELEBRATING THE 20TH ANNIVERSARY OF THE WNBA





 **WNBA**
Cares

WNBA
KYLEE WILSON





