

FOR RELEASE JANUARY 10, 2017

Negative Views of Trump's Transition, Amid Concerns About Conflicts, Tax Returns

58% say Trump will be 'too impulsive' making important decisions

FOR MEDIA OR OTHER INQUIRIES:

Carroll Doherty, Director of Political Research

Jocelyn Kiley, Associate Director, Research

Alec Tyson, Senior Researcher

Bridget Johnson, Communications Associate

202.419.4372

www.pewresearch.org

About Pew Research Center

Pew Research Center is a nonpartisan fact tank that informs the public about the issues, attitudes and trends shaping America and the world. It does not take policy positions. It conducts public opinion polling, demographic research, content analysis and other data-driven social science research. The Center studies U.S. politics and policy; journalism and media; internet, science and technology; religion and public life; Hispanic trends; global attitudes and trends; and U.S. social and demographic trends. All of the Center's reports are available at www.pewresearch.org. Pew Research Center is a subsidiary of The Pew Charitable Trusts, its primary funder.

© Pew Research Center 2017

PEW RESEARCH CENTER

Negative Views of Trump's Transition, Amid Concerns About Conflicts, Tax Returns

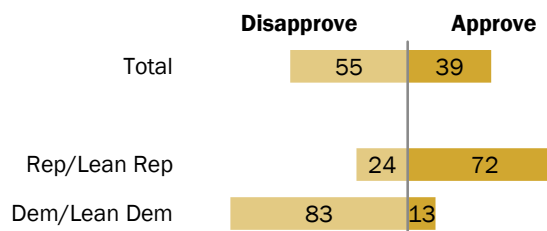
58% say Trump will be 'too impulsive' making important decisions

Ahead of Donald Trump's scheduled press conference in New York City on Wednesday, the public continues to give the president-elect low marks for how he is handling the transition process. Most disapprove of the job he has done outlining his plans for the country's future and there remain widespread concerns about his potential conflicts of interest – though these concerns are somewhat lower than they were a month ago. In addition, Trump is at odds with the public over his tax returns: A wide majority says he has a responsibility to release his tax returns, a step he has yet to take.

The latest national survey by Pew Research Center, conducted Jan. 4-9 among 1,502 adults, finds that 39% approve of the job President-elect Trump has done so far explaining his policies and plans for the future to the American people, while a larger share (55%) say they disapprove. Overall ratings have changed little since December and remain highly partisan: 72% of Republicans and Republican leaners approve of the job he is doing, compared with just 13% of Democrats and Democratic leaners.

More disapprove than approve of job Trump has done explaining future plans

% who approve of the job Trump has done explaining his policies and plans for the future to the American people



Note: Don't know responses not shown. Q22.

Source: Survey conducted Jan. 4-9, 2017.

PEW RESEARCH CENTER

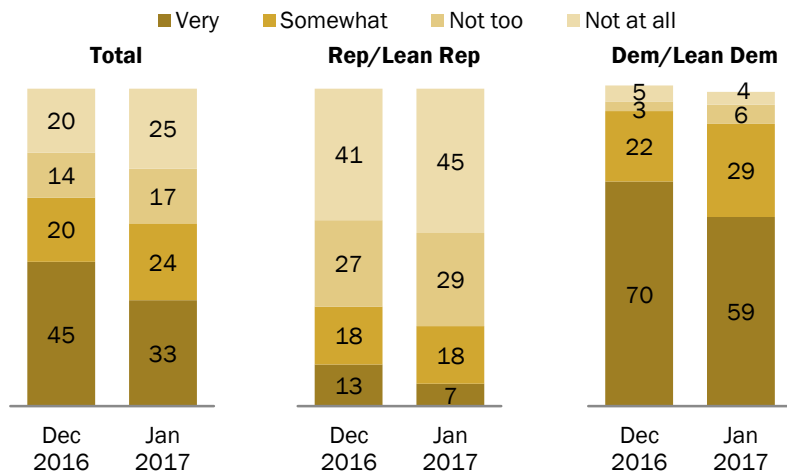
Also released today on Pew Research Center's Fact Tank blog: ["U.S. public sees Russian role in campaign hacking, but is divided over new sanctions."](#)

With Trump likely to face questions on how he plans to separate himself from his business interests as president, 57% of the public says they are either very (33%) or somewhat (24%) concerned that his relationships with organizations, businesses or foreign governments conflict with his ability to serve the country's best interests. However, public concern is lower than it was in the immediate aftermath of the election: In December, 65% said they were at least somewhat concerned about Trump's ability to serve the country's best interests. The share saying they are *very* concerned about Trump's potential conflicts of interest is down 12 points, from 45% a month ago.

A majority of Democrats (59%) are very concerned that Trump's relationships conflict with his ability to serve the country's best interests; just 7% of Republicans say the same. Both groups express less concern than they did in December: Democrats are 11 points less likely to say they are very concerned and Republicans are 6 points less likely to say this.

Concern about Trump and conflicts of interest remains widespread, but lower than in December

% who are ___ concerned that Trump's relationships with orgs., businesses or foreign govts conflict with his ability to serve the country's best interests



Note: Don't know responses not shown. Q29.

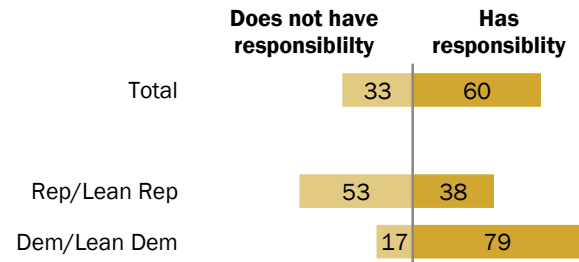
Source: Survey conducted Jan. 4-9, 2017.

PEW RESEARCH CENTER

While Trump has yet to release his personal tax returns, the public thinks that he has a responsibility to do so: 60% say this, compared with 33% who say he does not have a responsibility to release his tax returns. By 79% to 17%, more Democrats and Democratic leaners say Trump has a responsibility to release his tax returns than say he does not. Among Republicans and Republican leaners, 38% say he has a responsibility to do this, compared with 53% who say he does not have this responsibility.

Majority of public says Trump has a responsibility to release his tax returns

% who say Trump ___ to publicly release his tax returns



Note: Don't know responses not shown. Q31.

Source: Survey conducted Jan. 4-9, 2017.

PEW RESEARCH CENTER

Most think Trump will be too impulsive in making important decisions

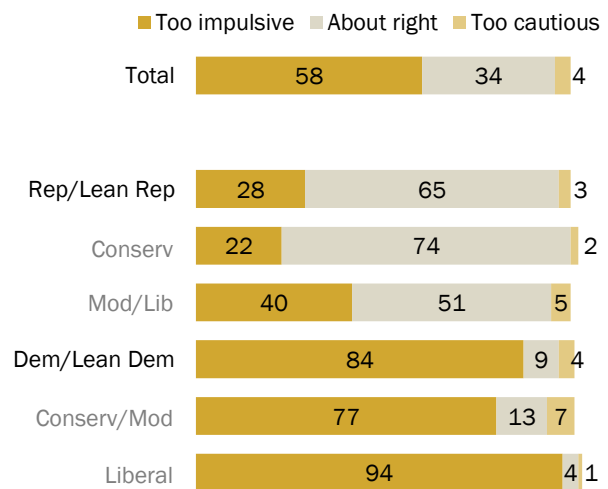
When it comes to making important decisions, most Americans (58%) think that Trump will be too impulsive, while 34% think he will be about right and just 4% think he will be too cautious in his decision-making. During the campaign, voters expressed concerns about Trump’s temperament: [In October](#), 69% described him as “reckless” and 65% described him as “having poor judgment.”

In the current survey, Republicans express confidence in Trump’s decision-making. Overall, 65% say they think Trump’s approach to making important decisions will be about right; roughly a quarter (28%) say he’ll be too impulsive. Conservative Republicans (74%) are more likely than moderate and liberal Republicans (51%) to say they think Trump’s decision-making will be about right.

By contrast, Democrats overwhelmingly say that Trump will be too impulsive in making important decisions: 84% say this, compared with just 9% who think his approach will be about right. A wide majority of liberal Democrats (94%) say Trump will be too impulsive; a somewhat smaller majority of conservative and moderate Democrats say the same (77%).

Wide majority of Democrats think Trump will be ‘too impulsive’ making decisions

% who say Donald Trump will be _____ in making important decisions



Note: Don't know responses not shown. Q28.
Source: Survey conducted Jan. 4-9, 2017.

PEW RESEARCH CENTER

Views of Trump's cabinet selections

As confirmation hearings for Trump's cabinet nominees begin, 41% say they approve of his cabinet choices and other high-level appointees, while 49% say that they disapprove. Views on this question are little changed from December.

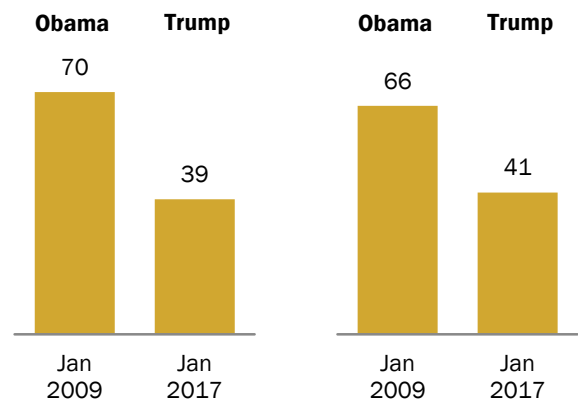
Trump receives much lower marks for both the job he has done explaining his plans and policies (39% approve) and for his cabinet choices (41% approve) than Obama received in 2009. Eight years ago, 70% approved of the job Obama had done explaining his plans and policies for the future and 66% said they approved of his cabinet selections. [As reported in December](#), early ratings for Trump also trail those given to other recent presidents at similar points in their presidential transitions, including George W. Bush, Bill Clinton and George H.W. Bush.

Early ratings of Trump much more negative than Obama's in early 2009

% who approve of ...

Job explaining plans to the American people

Cabinet choices and high-level appointments



Note: Q22 & Q26.

Source: Survey conducted Jan. 4-9, 2017.

PEW RESEARCH CENTER

Few can name a Trump appointee

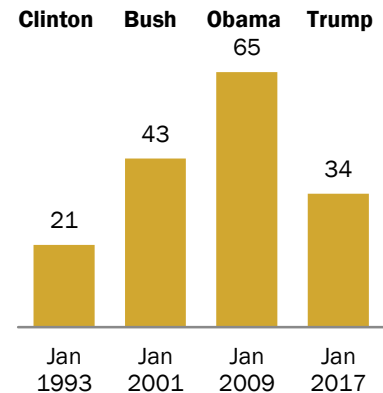
Trump's cabinet choices and other high level appointments are not well known to the public: In an open-ended question, just 34% can recall the name of any individual Trump has selected to serve in his administration.

In January 2009, 65% could recall the name of a person Obama had selected for a role in his administration (a level of awareness that was driven in large part by familiarity with his pick for Secretary of State, Hillary Clinton). In January 2001, fewer than half (43%) could name an appointee of George W. Bush; and in January 1993, just 21% could identify a person Bill Clinton had nominated for his cabinet or other high-level post.

Today, 10% volunteer the name of Jeff Sessions, Trump's choice for attorney general, when asked to name an administration appointee. About as many can recall the name of Trump's nominee for Secretary of State (Rex Tillerson, 9%) or his nominee for Secretary of Housing and Urban Development (Ben Carson, 9%). Fewer can recall the names of other Trump appointees. For example, just 3% volunteer the name Steve Bannon, the former Breitbart News executive whom Trump named as his senior counselor and chief strategist.

Only about a third can name Trump appointee

% who can recall the name of anyone ___ has chosen for his cabinet or high-level posts



Note: Q27.

Source: Survey conducted Jan. 4-9, 2017.

PEW RESEARCH CENTER

No Trump appointee stands out with public

% who name each when asked to recall a Trump admin appointee

	Total %
Jeff Sessions	10
Rex Tillerson	9
Ben Carson	9
James Mattis	5
Rick Perry	4
Steve Bannon	3
Betsy DeVos	3
Reince Priebus	3

Notes: Open-ended question. Responses with more than 2% of total shown here. See topline for all mentions and trend. Q27.

Source: Survey conducted Jan. 4-9, 2017.

PEW RESEARCH CENTER

Who will be in charge in the Trump administration?

The public is divided over how active a role they see Trump playing in his administration: 50% say Trump will be in charge of what goes on in his administration most of the time, while 43% say other people will be really running the government.

In January 2001, following the election of George W. Bush, a CBS/New York Times survey found that 38% thought Bush would be in charge of what goes on in his administration most of the time, compared with 53% who said other people would be really running the government.

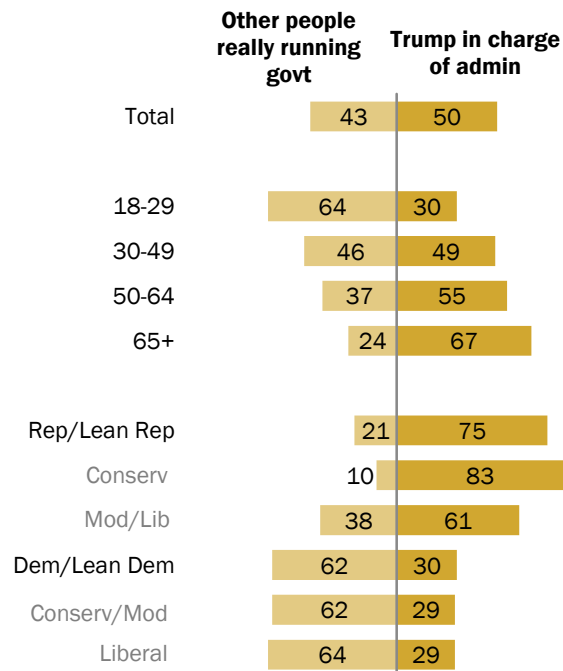
Views of Trump's role vary greatly by partisan affiliation, as well as age. Three-quarters of Republicans and Republican leaners say Trump will be in charge of his administration, including 83% of conservative Republicans and a somewhat smaller 61%-majority of moderate and liberal Republicans.

By contrast, 62% of Democrats and Democratic leaners think other people will really be running the government. Among Democrats, there are no differences in views on this question by ideology.

Young adults under age 30 do not think Trump will be in charge most of the time: 64% say other people will really be running the government. By contrast, 67% of those ages 65 and older say that Trump will be in charge of what goes on in his administration most of the time.

Wide partisan divide on whether Trump – or others – will be really running govt

% who say ...



Note: Don't know responses not shown. Q30.

Source: Survey conducted Jan. 4-9, 2017.

PEW RESEARCH CENTER

Demographic divides in early views of Trump

There are wide demographic differences in views of the job Trump has done so far explaining his plans and policies for the future.

By 62% to 33%, more women disapprove than approve of the job Trump has done. Among men, about as many say they approve of how Trump has outlined his plans (46%) as disapprove (48%).

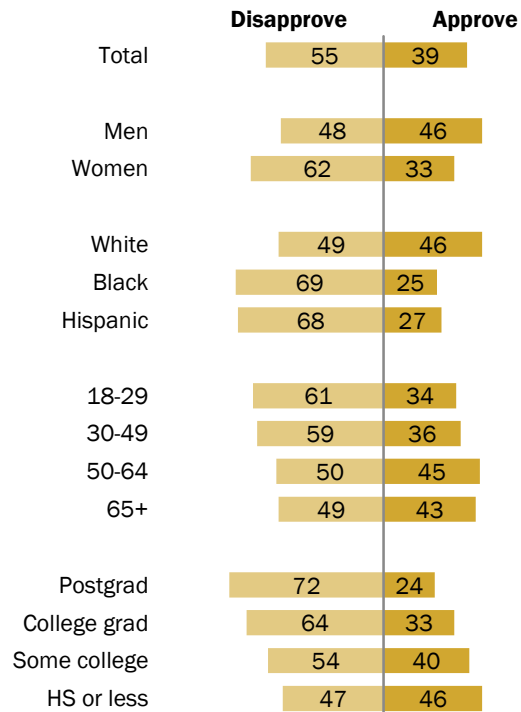
By more than two-to-one, blacks (69%-25%) and Hispanics (68%-27%) say they disapprove of the job Trump has done explaining his plans and policies to the American people. Whites are more evenly divided: 46% say they approve, while 49% disapprove.

Clear majorities of those under age 50 say they disapprove of the job Trump has done so far laying out his vision for the country. By contrast, those age 50 and older are about as likely to say they approve of the job Trump has done so far than disapprove.

Across levels of educational attainment, majorities of those with at least some college experience say they disapprove of the job Trump has done so far. Disapproval is especially high among those with a postgraduate degree (72%). By contrast, those with no more than a high school diploma are more positive in their views: 46% say they approve of the job Trump has done to this point, while 47% say they disapprove.

Trump gets less negative ratings for early performance among men, whites

% who _____ of the job Trump has done explaining his policies and plans for the future to the American people



Notes: Don't know responses not shown. Whites and blacks include only those who are not Hispanic; Hispanics are of any race. Q22. Source: Survey conducted Jan. 4-9, 2017.

PEW RESEARCH CENTER

Acknowledgements

This report is a collaborative effort based on the input and analysis of the following individuals:

Research team

Carroll Doherty, *Director, Political Research*

Jocelyn Kiley, *Associate Director, Political Research*

Alec Tyson, *Senior Researcher*

Bradley Jones, *Research Associate*

Baxter Oliphant, *Research Associate*

Rob Suls, *Research Associate*

Hannah Fingerhut, *Research Assistant*

Shiva Maniam, *Research Assistant*

Samantha Smith, *Research Assistant*

Communications and editorial

Bridget Johnson, *Communications Associate*

Graphic design and web publishing

Peter Bell, *Information Graphics Designer*

Methodology

The analysis in this report is based on telephone interviews conducted January 4-9, 2017 among a national sample of 1,502 adults, 18 years of age or older, living in all 50 U.S. states and the District of Columbia (376 respondents were interviewed on a landline telephone, and 1,126 were interviewed on a cell phone, including 674 who had no landline telephone). The survey was conducted by interviewers at Princeton Data Source under the direction of Princeton Survey Research Associates International. A combination of landline and cell phone random digit dial samples were used; both samples were provided by Survey Sampling International. Interviews were conducted in English and Spanish. Respondents in the landline sample were selected by randomly asking for the youngest adult male or female who is now at home. Interviews in the cell sample were conducted with the person who answered the phone, if that person was an adult 18 years of age or older. For detailed information about our survey methodology, see <http://www.pewresearch.org/methodology/u-s-survey-research/>

The combined landline and cell phone sample are weighted using an iterative technique that matches gender, age, education, race, Hispanic origin and nativity and region to parameters from the 2015 Census Bureau's American Community Survey and population density to parameters from the Decennial Census. The sample also is weighted to match current patterns of telephone status (landline only, cell phone only, or both landline and cell phone), based on extrapolations from the 2016 National Health Interview Survey. The weighting procedure also accounts for the fact that respondents with both landline and cell phones have a greater probability of being included in the combined sample and adjusts for household size among respondents with a landline phone. The margins of error reported and statistical tests of significance are adjusted to account for the survey's design effect, a measure of how much efficiency is lost from the weighting procedures.

The following table shows the unweighted sample sizes and the error attributable to sampling that would be expected at the 95% level of confidence for different groups in the survey:

Survey conducted January 4-9, 2017

Group	Unweighted sample size	Plus or minus ...
Total sample	1,502	2.9 percentage points
Half form	746 (min)	4.1 percentage points
Republican/Lean Rep	651	4.4 percentage points
Republican/Lean Rep half form	316 (min)	6.3 percentage points
Democrat/Lean Dem	726	4.2 percentage points
Democrat/Lean Dem half form	358 (min)	6.0 percentage points

Sample sizes and sampling errors for other subgroups are available upon request.

In addition to sampling error, one should bear in mind that question wording and practical difficulties in conducting surveys can introduce error or bias into the findings of opinion polls.

Pew Research Center undertakes all polling activity, including calls to mobile telephone numbers, in compliance with the Telephone Consumer Protection Act and other applicable laws.

Pew Research Center is a nonprofit, tax-exempt 501(c)(3) organization and a subsidiary of The Pew Charitable Trusts, its primary funder.

**PEW RESEARCH CENTER
JANUARY 2017 POLITICAL SURVEY
FINAL TOPLINE
JANUARY 4-9, 2017
N=1,502**

QUESTIONS 1-2, 5-8, 15-16, 19 HELD FOR FUTURE RELEASE**NO QUESTIONS 3-4, 9-14, 17-18, 20-21****ASK ALL:**

Q.22 Do you approve or disapprove of the job President-elect Trump has done so far in explaining his policies and plans for the future to the American people?

		<u>Approve</u>	<u>Disapprove</u>	(VOL.) <u>DK/Ref</u>
Trump	Jan 4-9, 2017	39	55	6
	Nov 30-Dec 5, 2016	41	55	4
Obama	Jan 7-11, 2009	70	18	12
	December, 2008	72	18	10
Bush	January, 2001	50	36	14
Clinton	January, 1993	62	24	14
Bush	<i>Gallup</i> : March, 1989	65	28	7

NO QUESTION 23, 25**QUESTION 24 HELD FOR FUTURE RELEASE****ASK FORM 1 ONLY [N=746]:**

Q.26F1 So far, would you say you approve or disapprove of Donald Trump's cabinet choices and other high-level appointments?

		<u>Approve</u>	<u>Disapprove</u>	(VOL.) <u>DK/Ref</u>
Trump	Jan 4-9, 2017	41	49	9
	Nov 30-Dec 5, 2016	40	51	9
Obama	Jan 7-11, 2009	66	17	17
	December, 2008	71	17	12
Bush	January, 2001	58	16	26
Clinton	<i>U.S. News & World</i>			
	<i>Report</i> : January, 1993	64	15	21
Bush	<i>ABC</i> : January, 1989	59	15	26

TREND FOR COMPARISON: *Now let me ask you about President-elect Reagan's Cabinet appointments. How would you rate his appointment of... the cabinet as a whole? Would you say it was an excellent, pretty good, only fair or poor appointment?"*

Reagan	
<i>Harris</i>	
January	
<u>1981</u>	
52	Excellent/Good
34	Only fair/Poor
14	Don't know

ASK FORM 2 ONLY [N=756]:

Q.27F2 From what you've read and heard, can you recall the names of anyone that Donald Trump has chosen for his cabinet or appointed to other high-level government posts?

		Obama	G.W. Bush	Clinton
Jan 4-9		January	January	January
<u>2017</u>		<u>2009</u>	<u>2001</u>	<u>1993</u>
34	Yes	65	43	21
68	No/Don't Know/No Answer	35	57	79

[IF YES, ASK:] Which names can you recall? **[OPEN END. DO NOT READ PRECODES. RECORD MULTIPLE MENTIONS. DO NOT PROBE FOR MORE THAN ONE MENTION]**

Jan 4-9		
<u>2017</u>		
10	Jeff Sessions	
9	Rex Tillerson	
9	Ben Carson	
5	James Mattis	
4	Rick Perry	
3	Steve Bannon	
3	Betsy DeVos	
3	Reince Priebus	
2	Kellyanne Conway	
2	Mike Flynn	
2	Nikki Haley	
2	Mike Pence	
1	Tom Price	
1	Steve Mnuchin	
3	Other answer given	
35	Nobody	
30	Don't know/Refused (VOL.)	

Total exceeds 100% because of multiple responses

Q.27F2 TRENDS FOR COMPARISON CONTINUED...

From what you've read and heard, can you recall the names of anyone that _____ has chosen for his cabinet or appointed to other high level government posts?

[IF YES, ASK:] Which names can you recall?

Note: Totals exceed 100% because of multiple responses

Obama Jan 9-12 <u>2009</u>		Bush January <u>2001</u>		Clinton January <u>1993</u>	
56	Hillary Clinton	33	Colin Powell	8	Lloyd Bentsen
14	Leon Panetta	8	John Ashcroft	4	Ron Brown
	Bill Richardson	4	Condoleezza Rice	4	Warren
12	Christopher				
6	Rahm Emanuel	3	Christine Whitman	3	Les Aspin
4	Robert Gates	3	Tommy Thompson	2	Henry Cisneros
3	Tom Daschle	2	Donald Rumsfeld	2	Donna Shalala
3	Sanjay Gupta	2	Linda Chavez	2	Zoe Baird
2	Janet Napolitano	1	Spencer Abraham	1	Bruce Babbitt
2	Joe Biden	1	Norman Mineta	1	Jesse Brown
1	Eric Holder	1	Gale Norton	1	Federico Pena
1	Ken Salazar	*	Donald Evans	1	Richard Riley
1	Timothy Geitner	*	Mel Martinez	1	Robert Reich
1	Susan Rice	*	Alberto Gonzales	1	William Espy
1	Eric Shinseki	*	Rod Paige	1	Hazel O'Leary
*	Hilda Solis	*	Ann Veneman	*	Mac McClarty
*	Larry Summers	*	Anthony Principi	*	Leon Panetta
*	Arne Duncan	*	Andrew Card	*	Madeline Albright
*	Ron Kirk	*	Karen Hughes	*	Jocelyn Elders
*	Tom Vilsack	*	Paul O'Neill	*	Mickey Kantor
3	Other	*	Karl Rove	*	Anthony Lake
				*	Laura Tyson
				*	Clifton Wharton
35	No/Don't know	57	No/Don't know	79	No/Don't know

ASK FORM 1 ONLY [N=746]:

Q.28F1 In making important decisions, do you think Donald Trump will be **[RANDOMIZE: too impulsive, too cautious]**, or about right?

TREND FOR COMPARISON:

Obama Jan 4-9 <u>2017</u>		Obama Jan 6-10 <u>2010</u> ¹
58	Too impulsive	26
4	Too cautious	20
34	About right	46
4	Don't know/Refused (VOL.)	8

¹ In Jan. 6-10, 2010, question was worded: "In making important decisions, do you think Barack Obama is **[RANDOMIZE: too impulsive, too cautious]**, or about right?"

ASK FORM 2 ONLY [N=756]:

Q.29F2 How concerned are you that Donald Trump's relationships with organizations, businesses or foreign governments conflict with his ability to serve the country's best interests? Are you ...
[READ IN ORDER]?

Jan 4-9 <u>2017</u>		Nov 30-Dec 5 <u>2016</u>
33	Very concerned	45
24	Somewhat concerned	20
17	Not too concerned [OR]	14
25	Not at all concerned	20
2	Don't know/Refused (VOL.)	1

TREND FOR COMPARISON: *If Donald Trump wins the presidential election, how concerned are you that he may have relationships with organizations, businesses or foreign governments that would conflict with his ability to serve the country's best interests? Are you ...*

(RVs)	
Oct 20-25	
<u>2016</u>	
42	Very concerned
20	Somewhat concerned
22	Not too concerned [OR]
15	Not at all concerned
*	Don't know/Refused (VOL.)

ASK FORM 2 ONLY [N=756]:

Q.30F2 Do you think Donald Trump will be in charge of what goes on in his administration most of the time, or do you think other people will be really running the government most of the time?

	Trump will be <u>in charge</u>	Other people will be <u>really running government</u>	(VOL.) <u>Both</u>	(VOL.) <u>DK/Ref</u>
Jan 4-9, 2017	50	43	--	7
Bush				
CBS/NYT: February, 2001	42	45	6	7
CBS/NYT: January, 2001	38	53	3	6
CBS/NYT: December, 2000	43	46	5	6

ASK FORM 1 ONLY [N=746]:

Q.31F1 Do you think Trump has a responsibility to publicly release his tax returns, or does he not have this responsibility?

Jan 4-9 <u>2017</u>	
60	Has responsibility to release returns
33	Does not have responsibility to release returns
7	Don't know/Refused (VOL.)

NO QUESTIONS 32-39, 41-43, 45-49

QUESTIONS 40, 44, 50 HELD FOR FUTURE RELEASE

ASK ALL:

Q.51 And is your overall opinion of **[INSERT NAME; RANDOMIZE]** very favorable, mostly favorable, mostly UNfavorable, or very unfavorable? How about **[NEXT NAME]**? **[IF NECESSARY: Just in general, is your overall opinion of [NAME] very favorable, mostly favorable, mostly UNfavorable, or very unfavorable?]** **[INTERVIEWERS: PROBE TO DISTINGUISH BETWEEN "NEVER HEARD OF" AND "CAN'T RATE."]**

ITEM a HELD FOR FUTURE RELEASE

	-----Favorable-----			-----Unfavorable-----			(VOL.)	(VOL.)
	Total	Very	Mostly	Total	Very	Mostly	Never heard of	Can't rate/Ref
b. Vladimir Putin								
Jan 4-9, 2017	19	3	16	69	36	33	6	7
Feb 18-22, 2015	12	2	10	70	41	29	10	8

ITEMS c-d HELD FOR FUTURE RELEASE**QUESTIONS 52-53, 58, 60-61, 63 HELD FOR FUTURE RELEASE****NO QUESTIONS 54-57, 59, 62****ASK ALL:**

Q.64 All things considered, which of these descriptions comes closest to your view of **[INSERT ITEM; RANDOMIZE; OBSERVE FORM SPLITS]** today... Do you think **[ITEM]** is **[READ IN ORDER]**? How about **[NEXT ITEM]**? **[IF NECESSARY: Do you think [ITEM] is READ IN ORDER]**

	<u>An adversary</u>	A serious problem <u>but not an adversary</u>	Not much <u>of a problem</u>	(VOL.)
				DK/Ref
ASK FORM 1 ONLY [N=746]:				
a.F1 Russia				
Jan 4-9, 2017	29	44	24	3
Oct 20-25, 2016	23	46	23	7
Apr 12-19, 2016	23	44	30	4
July 24-27, 2014	26	49	15	9
March 20-23, 2014	26	43	22	10
Oct 30-Nov 6, 2013	18	36	40	6
Oct 28-Nov 8, 2009	15	32	42	11
Mid-September, 2008	18	48	28	6

ITEM b HELD FOR FUTURE RELEASE**QUESTIONS 65-67, 70 HELD FOR FUTURE RELEASE****NO QUESTIONS 68-69**

ASK ALL:

Q.71 How much, if anything, have you heard or read about allegations that Russia was involved in hacking the Democratic National Committee and the Clinton campaign last year ... **[READ]**

Jan 4-9

2017

61	A lot
27	A little [OR]
12	Nothing at all
1	Don't know/Refused (VOL.)

ASK IF HEARD ABOUT (Q.71=1,2) [N=1,363]:

Q.72 From what you've read and heard about this topic, do you think Russia was definitely, probably, probably not or definitely not behind these hacks?

Jan 4-9

2017

36	Definitely behind hacks
36	Probably behind hacks
17	Probably not behind hacks
7	Definitely not behind hacks
4	Don't know/Refused (VOL.)

ASK IF HEARD ABOUT (Q.71=1,2) [N=1,363]:

Q.73 As you may know, the U.S. has imposed sanctions and taken actions against Russia as a response. Do you think these sanctions and actions against Russia ... **[READ; RANDOMIZE ITEMS 1 AND 2 WITH ITEM 3 ALWAYS LAST]**?

Jan 4-9

2017

20	Go too far
27	Do not go far enough [OR]
46	Are about right
8	Don't know/Refused (VOL.)

ASK ALL:

PARTY In politics TODAY, do you consider yourself a Republican, Democrat, or independent?

ASK IF INDEP/NO PREF/OTHER/DK/REF (PARTY=3,4,5,9):

PARTYLN As of today do you lean more to the Republican Party or more to the Democratic Party?

				(VOL.)	(VOL.)	(VOL.)	Lean	Lean
	<u>Republican</u>	<u>Democrat</u>	<u>Independent</u>	<u>No preference</u>	<u>Other party</u>	<u>DK/Ref</u>	<u>Rep</u>	<u>Dem</u>
Jan 4-9, 2017	25	28	41	4	*	1	18	19
Nov 30-Dec 5, 2016	24	33	35	5	1	3	15	16
Oct 20-25, 2016	26	33	36	3	*	2	15	17
Aug 23-Sep 2, 2016	27	32	33	5	*	3	11	16
Aug 9-16, 2016	27	32	35	2	1	2	13	16
Jun 15-26, 2016	24	33	37	4	1	2	16	16
Apr 12-19, 2016	25	32	37	3	1	2	16	17
Mar 17-26, 2016	25	31	38	3	*	2	15	20
Jan 7-14, 2016	24	30	38	5	1	2	14	17
Yearly Totals								
2016	25.4	32.0	36.5	3.4	.5	2.2	14.6	17.0
2015	23.7	30.4	40.1	3.6	.4	1.8	16.4	17.3
2014	23.2	31.5	39.5	3.1	.7	2.0	16.2	16.5
2013	23.9	32.1	38.3	2.9	.5	2.2	16.0	16.0
2012	24.7	32.6	36.4	3.1	.5	2.7	14.4	16.1
2011	24.3	32.3	37.4	3.1	.4	2.5	15.7	15.6
2010	25.2	32.7	35.2	3.6	.4	2.8	14.5	14.1
2009	23.9	34.4	35.1	3.4	.4	2.8	13.1	15.7
2008	25.7	36.0	31.5	3.6	.3	3.0	10.6	15.2
2007	25.3	32.9	34.1	4.3	.4	2.9	10.9	17.0
2006	27.8	33.1	30.9	4.4	.3	3.4	10.5	15.1
2005	29.3	32.8	30.2	4.5	.3	2.8	10.3	14.9
2004	30.0	33.5	29.5	3.8	.4	3.0	11.7	13.4
2003	30.3	31.5	30.5	4.8	.5	2.5	12.0	12.6
2002	30.4	31.4	29.8	5.0	.7	2.7	12.4	11.6
2001	29.0	33.2	29.5	5.2	.6	2.6	11.9	11.6
2001 Post-Sept 11	30.9	31.8	27.9	5.2	.6	3.6	11.7	9.4
2001 Pre-Sept 11	27.3	34.4	30.9	5.1	.6	1.7	12.1	13.5
2000	28.0	33.4	29.1	5.5	.5	3.6	11.6	11.7
1999	26.6	33.5	33.7	3.9	.5	1.9	13.0	14.5
1998	27.9	33.7	31.1	4.6	.4	2.3	11.6	13.1
1997	28.0	33.4	32.0	4.0	.4	2.3	12.2	14.1
1996	28.9	33.9	31.8	3.0	.4	2.0	12.1	14.9
1995	31.6	30.0	33.7	2.4	.6	1.3	15.1	13.5
1994	30.1	31.5	33.5	1.3	--	3.6	13.7	12.2
1993	27.4	33.6	34.2	4.4	1.5	2.9	11.5	14.9
1992	27.6	33.7	34.7	1.5	0	2.5	12.6	16.5
1991	30.9	31.4	33.2	0	1.4	3.0	14.7	10.8
1990	30.9	33.2	29.3	1.2	1.9	3.4	12.4	11.3
1989	33	33	34	--	--	--	--	--
1987	26	35	39	--	--	--	--	--