

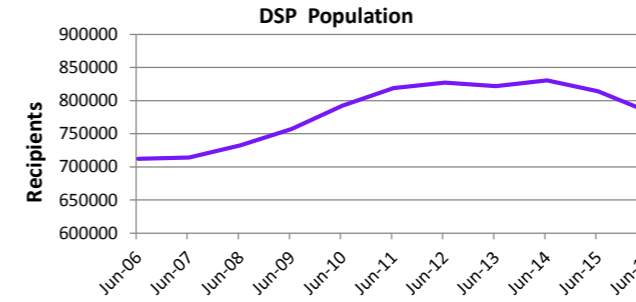
Disability Support Pension (DSP) June 2016

About Disability Support Pension

Disability Support Pension (DSP) is an income support payment for people who are unable to work for 15 hours or more per week at or above the relevant minimum wage, independent of a Program of Support due to permanent physical, intellectual or psychiatric impairment. A DSP claimant must be aged 16 years or over and under Age Pension age at date of claim, however once in receipt of DSP, a person can continue to receive DSP beyond Age Pension age.

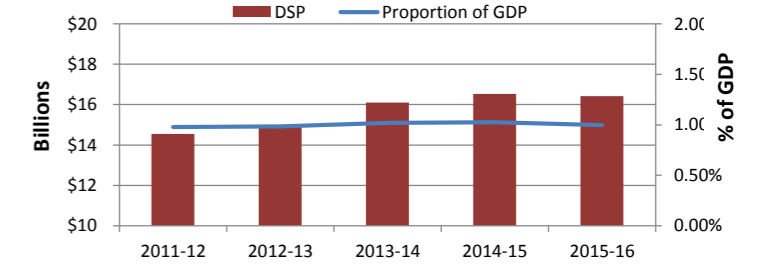
Disability Support Pension (DSP)

Quick Facts		Jun-14	Jun-15	Jun-16	Jun-15 Jun-14	Jun-16 Jun-15
Total Population		830,454	814,391	782,891	-1.9%	-3.9%
Gender	Male	441,013	432,744	416,380	-1.9%	-3.8%
	Female	389,441	381,647	366,511	-2.0%	-4.0%
Duration	Under 5 years	283,892	241,575	189,361	-14.9%	-21.6%
	5 years plus	546,562	572,816	593,530	4.8%	3.6%
Earnings	Nil Earnings	762,770	747,885	718,791	-2.0%	-3.9%
	Earnings	67,684	66,506	64,100	-1.7%	-3.6%
Rate	Full rate	682,092	671,737	648,202	-1.5%	-3.5%
	Part Rate	148,362	142,654	134,689	-3.8%	-5.6%



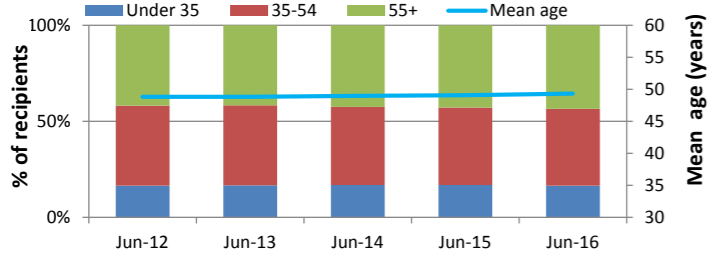
Measures improving the quality of assessments for DSP have been effective in reducing the growth in the DSP population and recently the population has started to decline. As at the end of June 2016, there were 782,891 people receiving DSP, down from 814,391 in June 2015.

DSP Expenditure (dollars and proportion of GDP)



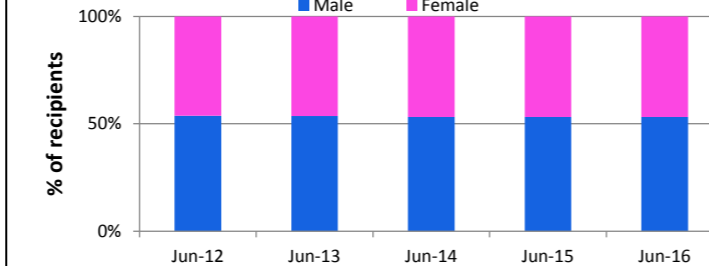
Expenditure on DSP has increased over time due to the rate of payment. In June 2016, expenditure on DSP was 1.0% of Gross Domestic Product (ABS National Accounts).

DSP by Age Group



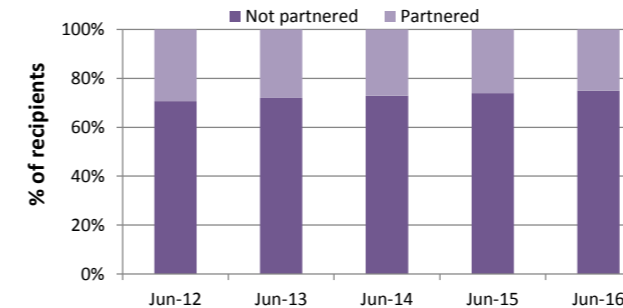
At June 2016, 16.5% of DSP recipients were aged less than 35 years, while 40.0% were aged between 35 and 54. Recipients aged 55 and over make up 43.5% of the total population. The number of DSP recipients aged 65 and over has increased from 25,773 in June 2012 to 46,649 in June 2016.

DSP by Gender



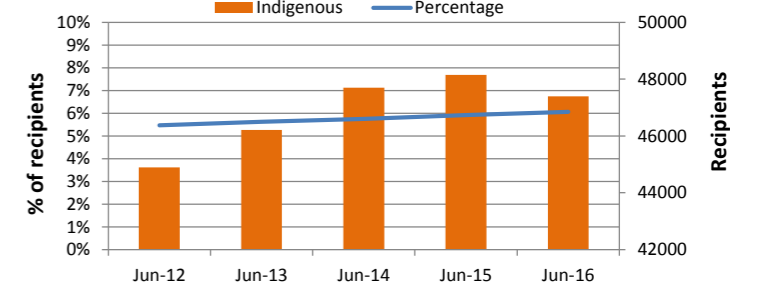
There are slightly more males (53.2%) than females on DSP (46.8%). The proportion of females is slowly rising following incremental increases in the Age Pension age for women (which is now the same as for men) and the closure of alternative payments such as Wife Pension and Widow B Pension.

DSP by Relationship Status



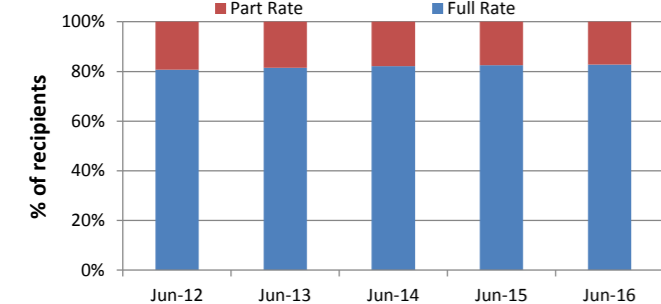
At June 2016, 587,523 DSP recipients were not partnered. This proportion has risen slightly over time from 70.7% in June 2012 to 75% in June 2016.

DSP by Indigenous Indicator



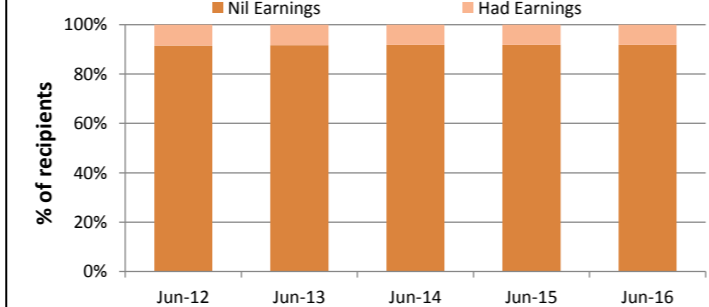
The number of DSP recipients identifying as indigenous increased from 44,899 in June 2012 to 47,397 in June 2016, however the indigenous proportion of the total DSP population has remained relatively steady at between 5.6% and 6.1%.

DSP by Rate of Payment



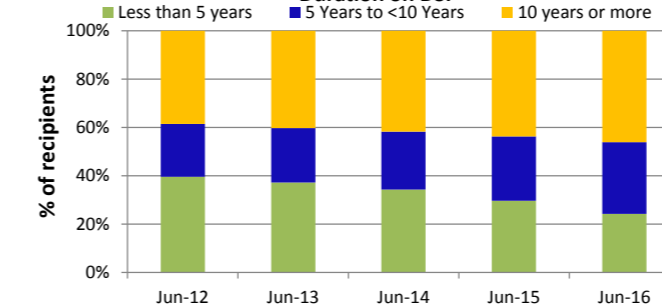
648,202 (82.8%) DSP recipients were receiving the full rate of payment in June 2016. The proportion of people receiving the full rate of payment has remained steady since 2012.

DSP by Earnings



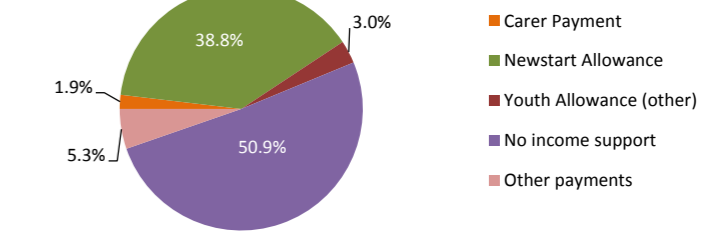
64,100 (8.2%) DSP recipients had earnings in June 2016. The proportion of recipients reporting earnings has remained steady since 2012.

Duration on DSP



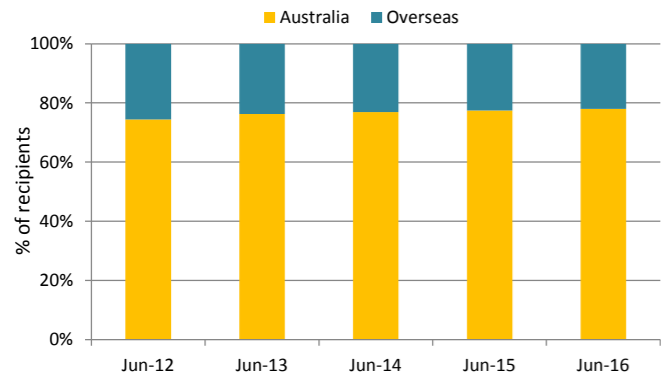
In June 2016, 24.2% of recipients had been on DSP for fewer than five years, compared to 39.5% in June 2012. The proportion of recipients who had been on DSP for 10 years or longer increased from 38.6% in June 2012 to 46.2% in June 2016.

Previous Income Support status of DSP recipients at June 2016



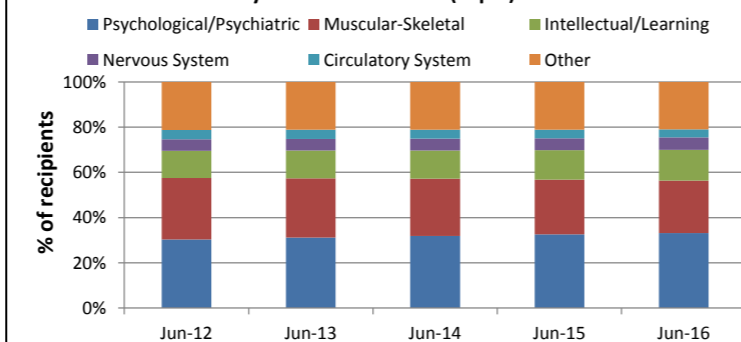
There were 782,891 people receiving DSP on 30 June 2016. Looking back 12 months to 30 June 2015, 759,101 (97.0%) of these people were also receiving DSP at that time. Of the people who were not receiving DSP at June 2015, 50.9% were not receiving any income support and 38.8% were receiving Newstart Allowance.

DSP by Country of Birth



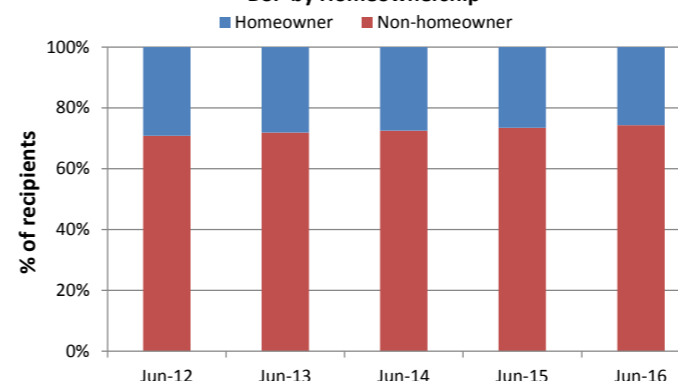
In June 2016, 610,291 (78.0%) DSP recipients were born in Australia. This proportion has increased slightly since June 2012, when 74.4% of DSP recipients were born in Australia.

DSP by Medical Condition (Top 5)



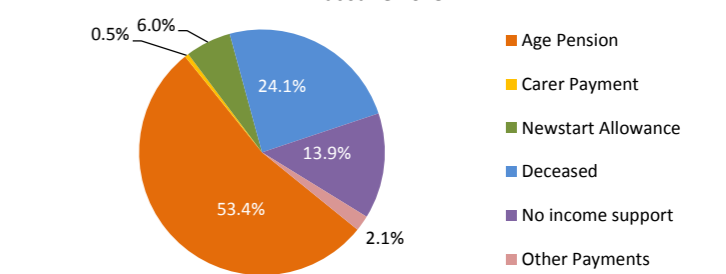
The percentage of DSP recipients with a psychological or psychiatric condition as their primary medical condition continues to grow, reaching 33.1% in June 2016. The next most common types of conditions are muscular-skeletal conditions (23.3%) and intellectual or learning disabilities (13.6%).

DSP by Homeownership



In June 2016, 201,307 (25.7%) DSP recipients were homeowners. This proportion has declined slightly since June 2012, when 29.1% of DSP recipients were homeowners.

Subsequent Income Support status of DSP recipients at June 2015



There were 814,391 people receiving DSP on 30 June 2015. Looking forward 12 months to 30 June 2016, 759,101 (93.2%) of these people were still receiving DSP at that time. Of the 55,290 people who were no longer receiving DSP at June 2015, 53.4% were receiving Age Pension, 24.1% were deceased, and 13.9% were not receiving any income support.

Data Descriptions

Disability Support Pension: Disability Support Pension (DSP) is an income support payment for people who are unable to work for 15 hours or more per week at or above the relevant minimum wage, independent of a Program of Support due to permanent physical, intellectual or psychiatric impairment. A DSP claimant must be aged 16 years or over and under Age Pension age at date of claim, however once in receipt of DSP, a person can continue to receive DSP beyond Age Pension age.

Recipient Numbers: Recipients of Disability Support Pension who are paid by DHS.

Note: Recipient numbers are point-in-time as at the end of the quarter, using the definition above, these numbers differ from the data elsewhere.

Report Details: Payment trends and profiles report - June 2016 - Produced by the Department of Social Services.

Licence: [Creative Commons Attribution 3.0 Australia](#)

Source: Department of Human Services Administrative data (DSS Extracts).

Data Date: Data as at the 24th June 2016

Australian National Accounts: National Income, Expenditure and Product: Table 34 Time Series Spreadsheets (cat. no. 5206.0).

Glossary:

Duration: Duration refers to duration on Disability Support Pension.

Rate: The rate of the recipients payment.

Indigenous: Indigenous recipients include only those who have voluntarily identified as indigenous. This data may therefore represent an undercount.

Earnings: Earnings refers to employment earnings reported in the last fortnight of the reported period. This includes earnings from supported employment and from open employment.

Previous income support status: Looks at the income support status of people who were receiving DSP on 30 June 2016, 12 months previously at 30 June 2015.

Subsequent income support status: Looks at the income support status of people who were receiving DSP on 30 June 2015, 12 months ahead at 30 June 2016.

Expenditure: For previous financial years, the data reflects actual expenditure, for future or current financial years the data is sourced from the relevant Department of Social Services Portfolio Budget Statement.