












FOOTSCRAY NICHOLSON CAMPUS PARKING MAP

LEGEND

-  ACCESSIBLE PARKING
-  GATE
-  CAMPUS SECURITY
-  TICKET MACHINES

PARKING

-  E PERMIT
-  E PERMIT (4 HOUR)
-  RES PERMIT
-  P TICKET
-  MOTORCYCLES
-  BIKE HUB
-  C PERMIT



Published June 2013
 Parking Area details are correct at time of publishing
 Use of University car parks at own risk. University
 management will not accept any responsibility for
 damage accident or loss.