



**Prince Edward Island
April 2016 Report**

Introduction

As the current Liberal Government of Prince Edward Island prepares to move into the second year, MQO Research releases the first edition of its Atlantic Matters poll. It's an opportunity for us to compare current support for the Prince Edward Island Liberal party to the outcome of the 2015 election, and from there to take a look at how Prince Edward Island residents are feeling about their government's performance at the one year mark.

Provincial Politics

According to MQO Research's recent Atlantic Matters poll of Prince Edward Island households, Liberal party support is very strong across the province.

- Decided and leaning voter support for the Liberal party currently stands at 69%, compared to their final vote share of 40.8% in the last provincial election (May 2015).
- In these newly released numbers, PC support sits at 17%; down significantly from a year ago when they claimed 37.4% of the popular vote. Similarly, the NDP party has slipped from 11% to 5% today. The Green Party support has remained fairly consistent at 9% (10.8% in 2015)

The Atlantic Matters poll was conducted by telephone from April 1 to April 6, 2016 and included 300 randomly selected eligible voters from across the province. The margin of error for the survey is $\pm 5.65\%$ 19 times out of 20.

Government Performance

When asked to rate the provincial government's overall performance (on a scale of 1-10; higher number, more positive rating) since being elected last year, two-thirds of the province (66%) provided a rating of 6 or higher. This included 24% who gave a rating of 8 or higher.

The public's assessment of Premier Wade MacLauchlan's overall leadership received even higher ratings, with 73% offering a rating of 6 or higher, which includes 36% rating the Premier's performance at 8+.

The specific areas where voters were most supportive included government "demonstrating leadership" (66%, 6+), "delivering social programs" (58%, 6+) and "managing the economy" (57%, 6+). The area where residents were least supportive of the government's efforts was in "creating jobs", where 63% rated government's performance at 5 or less.

Provincial Outlook

In terms of looking forward, eligible voters were asked for their opinions on the general outlook for the province. Results indicate that 54% of households across the province feel that over the past three months the general outlook has remained "about the same", while a substantial 30% feel the outlook has gotten "better" or "a lot better".

When asked how confident they are that the economy will improve this year, 45% gave a rating of 6 or higher on a scale of 1 to 10, suggesting that many feel the provinces general outlook for this year is improving.

Personal Wellbeing

Respondents were asked how the current economy may affect them personally over the coming year. Using the same 1 to 10 scale, the public are quite concerned about the cost of living (52% gave a rating of 8 or higher,) while 72% indicate they are not likely to make a major purchase this year (5 or less).

Conversely, Prince Edward Island residents have the highest level of confidence in their job security in the Atlantic region, with 58% providing a rating of 8 or higher, and an additional 16% rating their feelings of job security at either a 6 or 7 (74% combined 6+).

After considering a series of related questions, respondents were asked: “With all of this in mind, how would you rate your general stress level this year”? In response to this question, 24% provided a rating of 8 or higher, while an additional 26% gave a rating of either 6 or 7.

Federal Politics

Liberal support at the Federal level is exceptionally strong in Prince Edward Island on the heels of last fall’s election. Today, 70% of decided and leaning voters indicate they would vote Liberal if an election were held today. This is a notable increase from Prince Edward Island’s actual result in the fall 2015 Federal election, when 58.3% of the popular vote was placed behind the Liberal party.

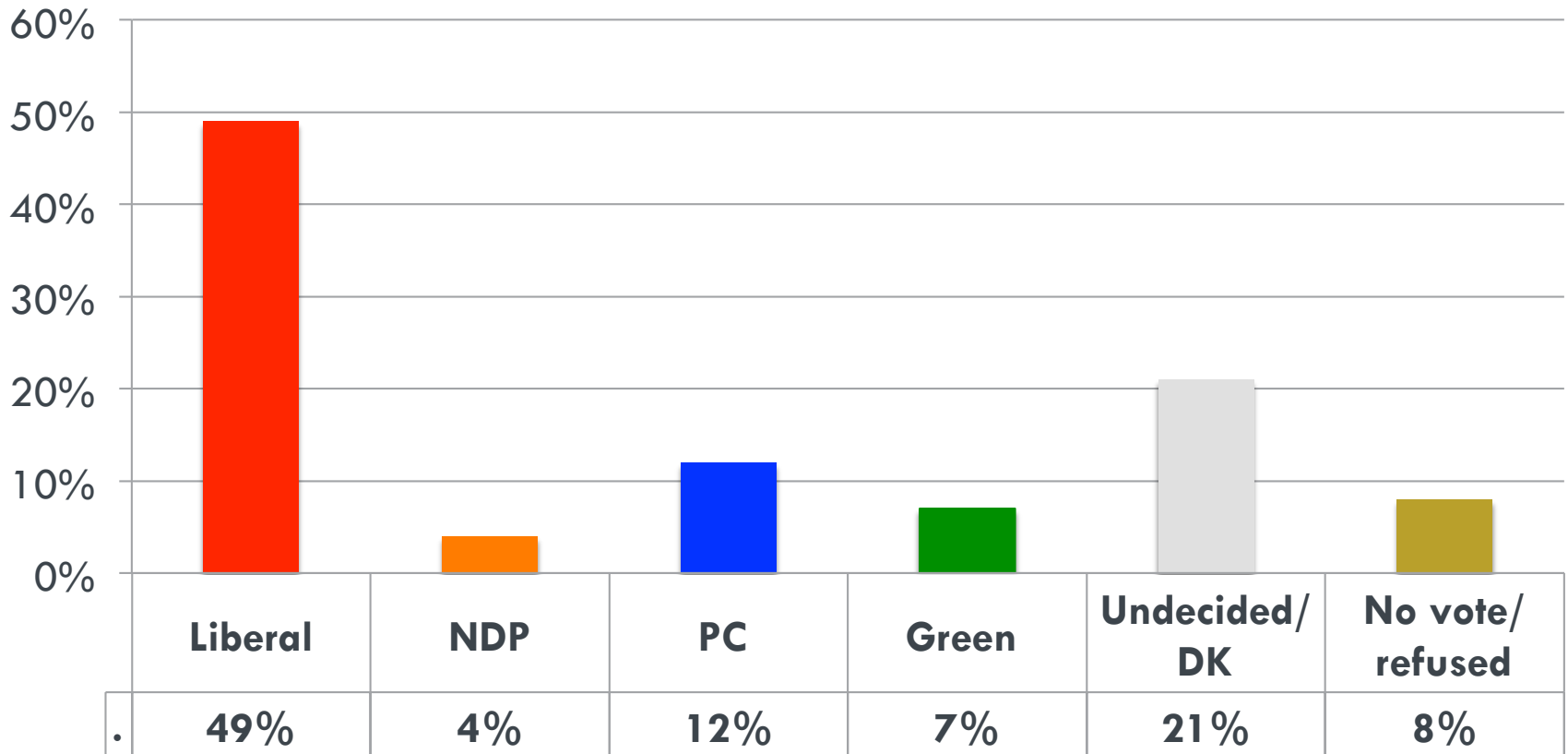
Since the last election, Federal Conservative support has remained relatively consistent, dropping only slightly to 17% compared to 19.3% in fall 2015. NDP support has taken a more significant dip in the same period, falling from 16% in 2015 to 6% today. Green Party support has remained consistent over this period with 6% in 2015 and 7% today.

Perceptions of the federal government’s performance over the past three months were quite positive, with 41% providing a high rating of 8 or higher, while an additional 35% felt a 6 or 7 was appropriate.

Interestingly, when people were asked to rate the federal government’s working relationship with Prince Edward Island over the past three months, people were less supportive of their performance, as the largest group at 42% rated the relationship a 6 or 7 and 31% rated it a 5 or less.

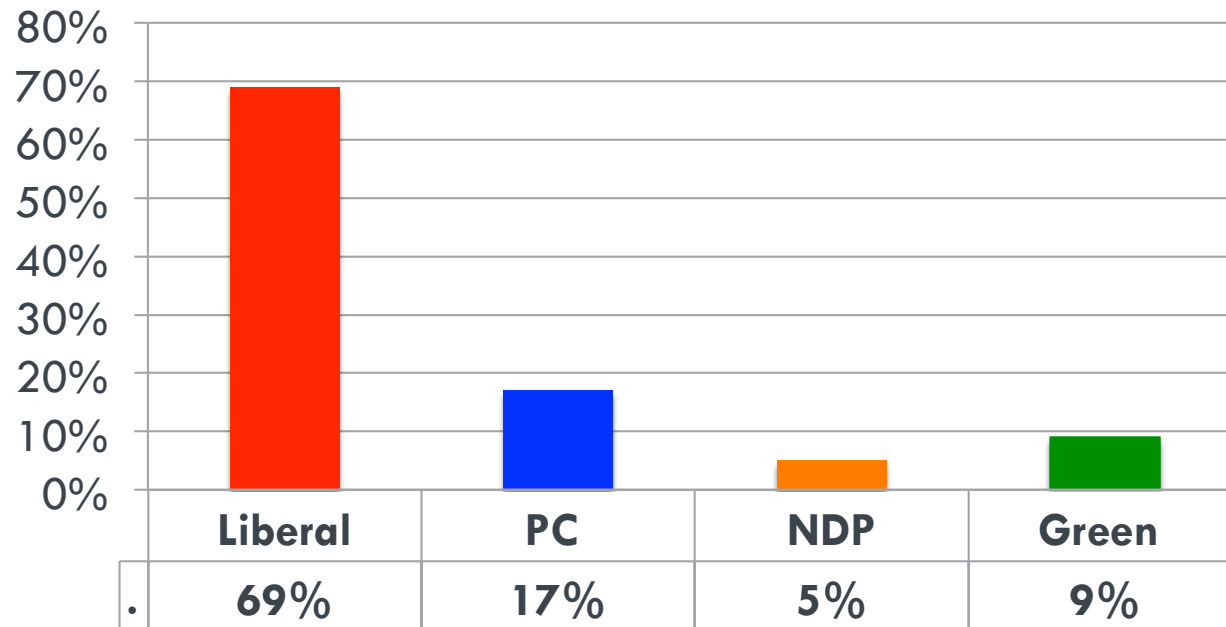
“If a provincial election were held today, which party would you most likely vote for?”

(Party numbers include decided and leaning)



“If a provincial election were held today, which party would you most likely vote for?”

(Decided and leaning voters only; don't know/refused/would not vote have been removed)



2015 Provincial election results

40.8%	37.4%	11.0%	10.8%
--------------	--------------	--------------	--------------

N= 220

Margin of error for a sample size of 220 is ± 6.60 at 95% CI

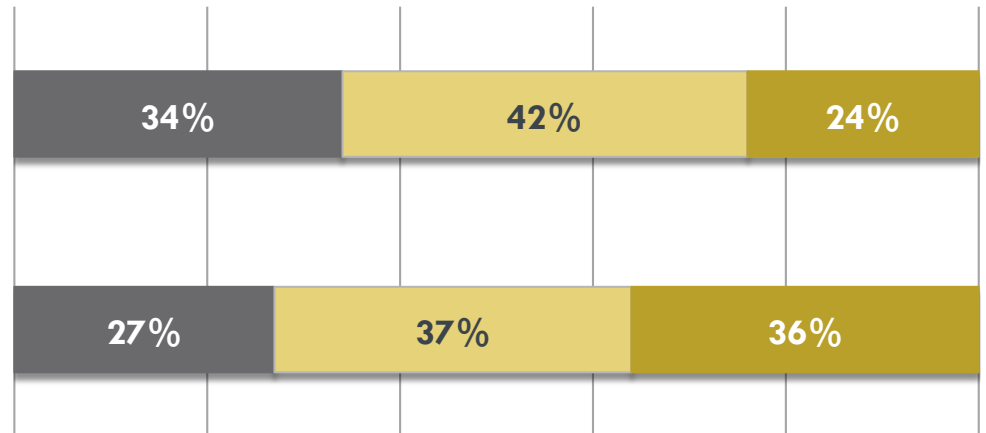
“How would you rate the overall performance of your provincial government since they have been elected?”

(Don't know and refused removed)

“How would you rate the overall leadership of Premier Wade MacLauchlan?”

(Don't know and refused removed)

Government performance



KEY



1-5 Ratings



6-7 Ratings

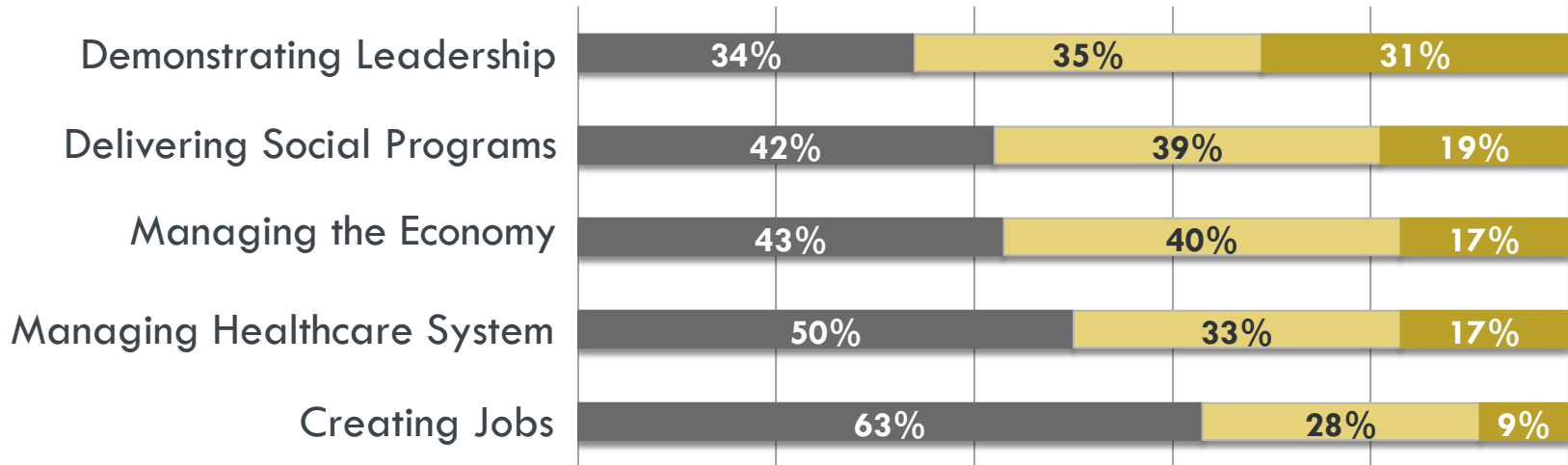


8-10 Ratings

Note: Respondents provided a rating from 1 to 10, where 1= low/weak performance and 10=high/strong performance.

“In the past three months, how would you rate your provincial government’s performance in each of the following areas?”

(Don’t know and refused removed)



KEY



1-5 Ratings



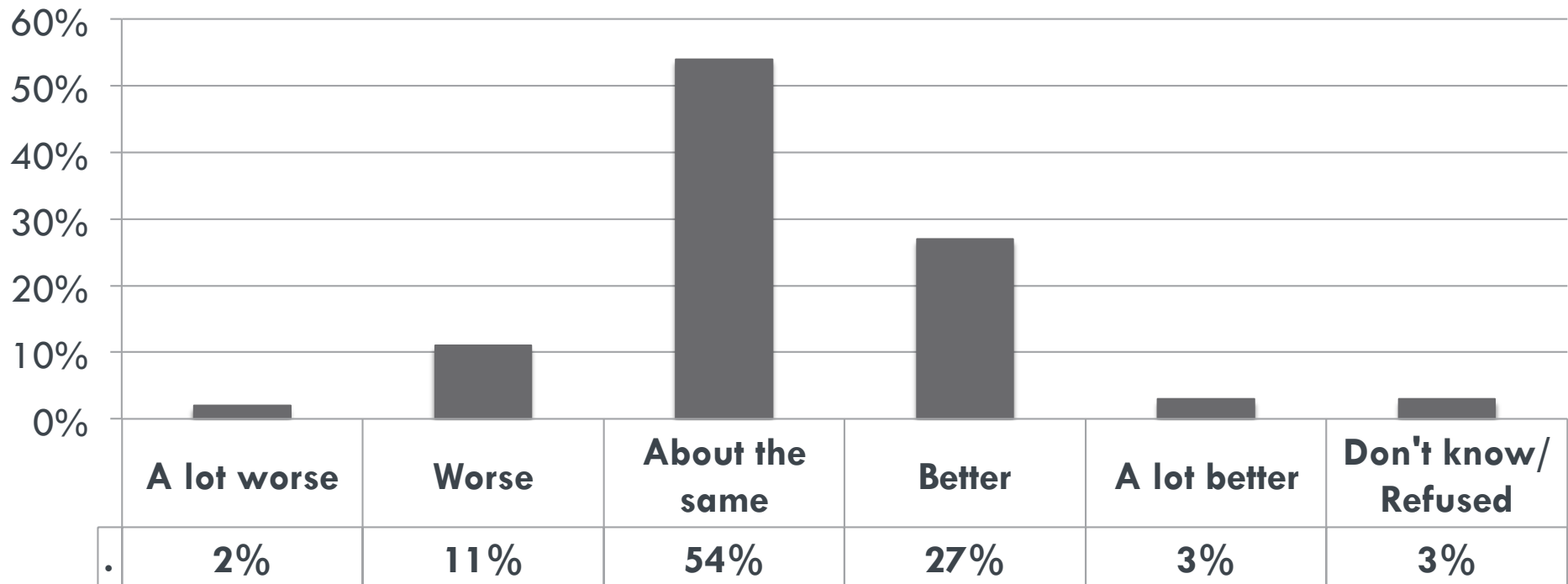
6-7 Ratings



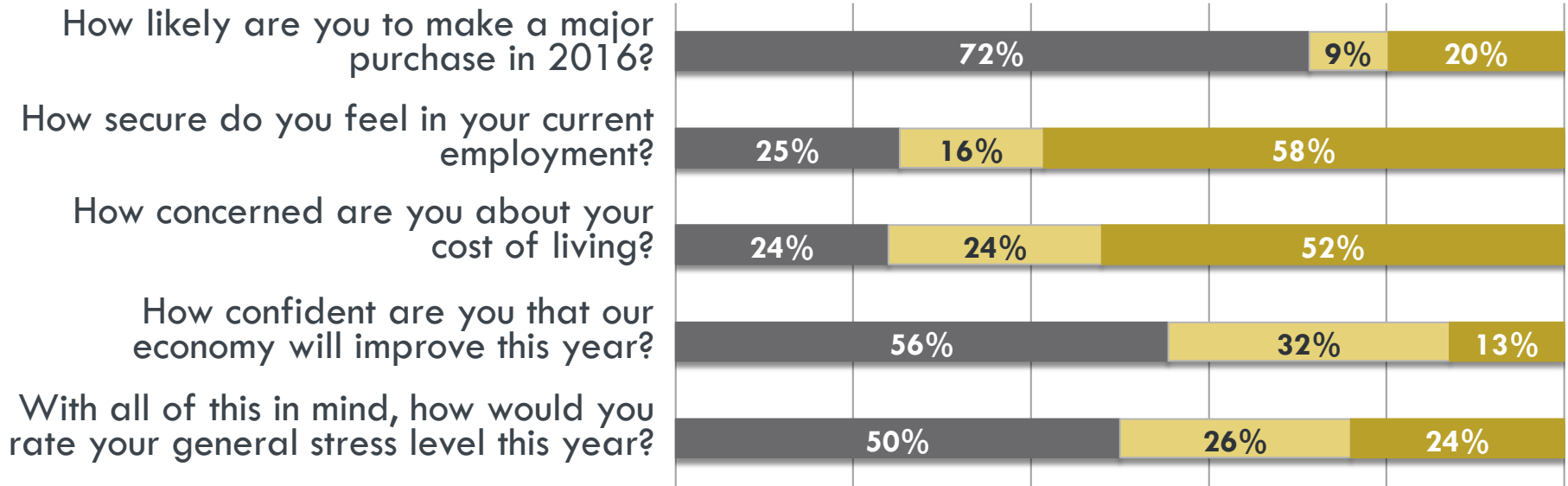
8-10 Ratings

Note: Respondents provided a rating from 1 to 10, where 1= low/weak performance and 10=high/strong performance.

“Based on your personal experiences over the past three months, would you say that the general outlook in PEI has been getting...”



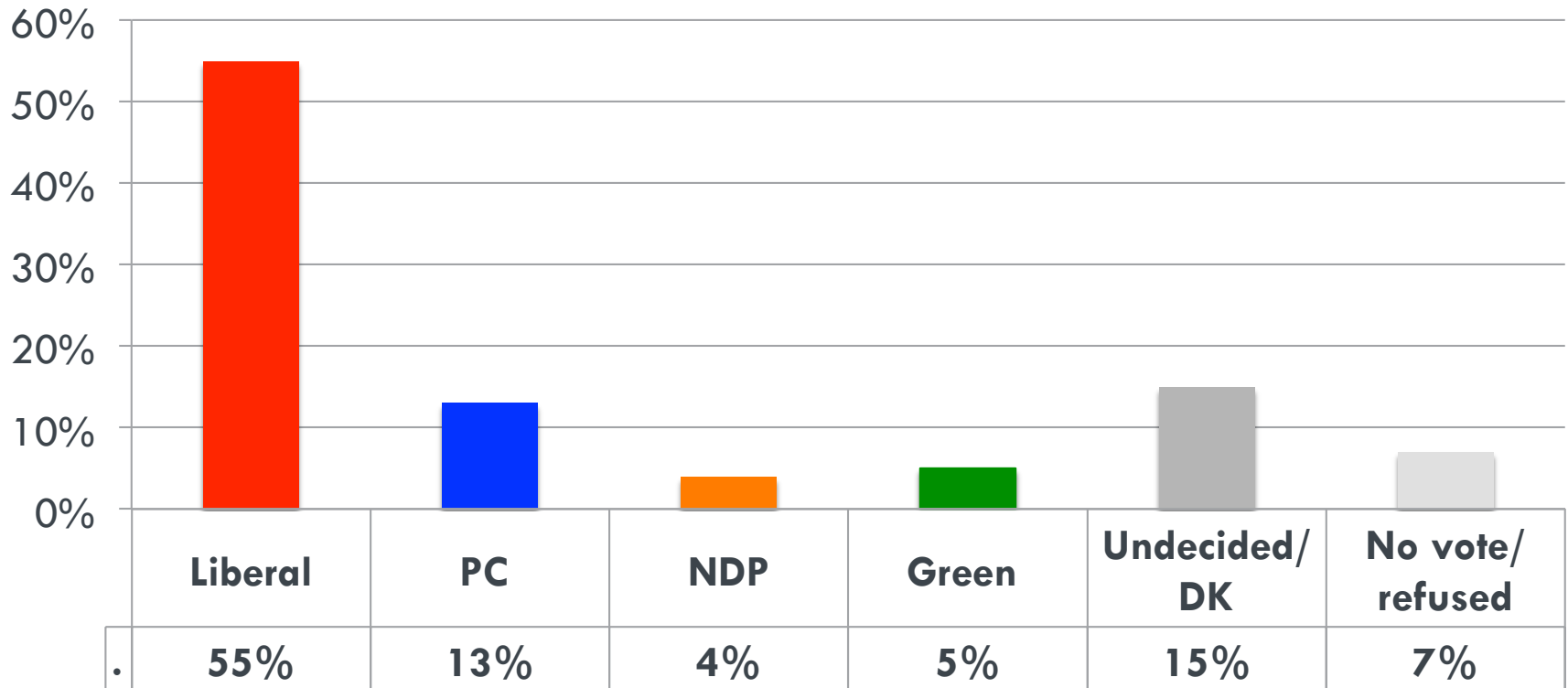
“We’d like to know how the current economy may affect you this year....”
(Don’t know and refused removed)



Note: Respondents provided a rating from 1 to 10, where higher numbers indicate greater likelihood of purchasing/higher levels of security/higher levels of concern/higher levels of confidence/greater stress level.

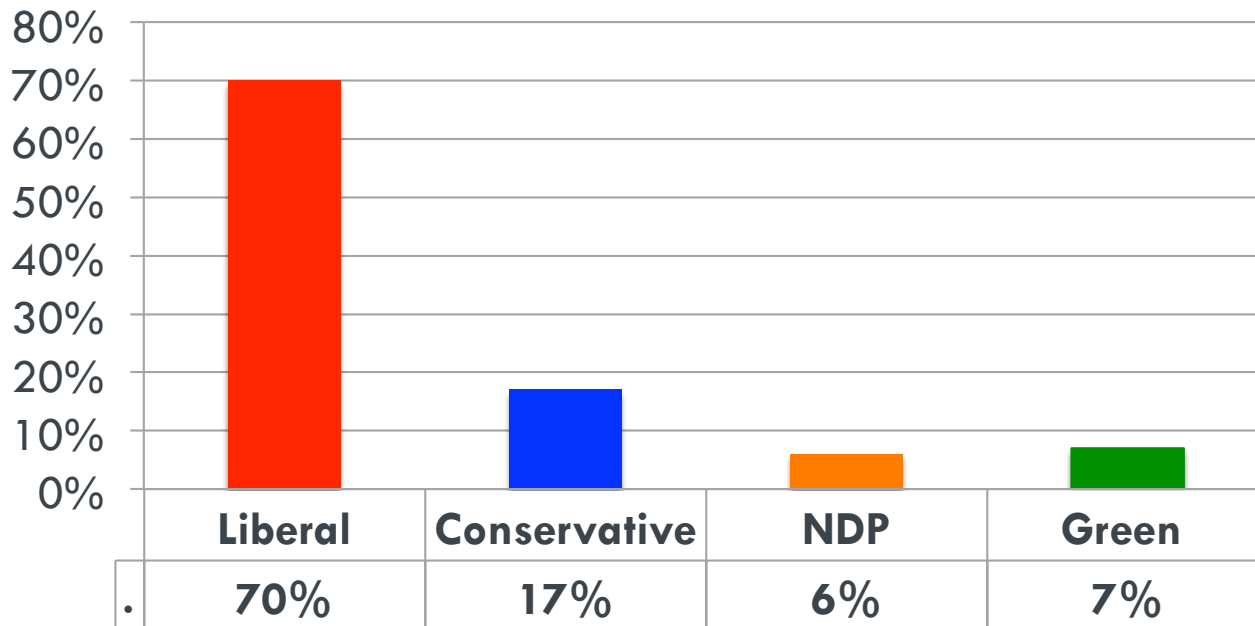
“If a federal election were held today, which party would you most likely vote for?”

(Party numbers include decided and leaning)



“If a federal election were held today, which party would you most likely vote for?”

(Decided and leaning voters only; don't know/refused/would not vote have been removed)



2015 Federal election results

58.3%	19.3%	16.0%	6.0%
--------------	--------------	--------------	-------------

N= 238

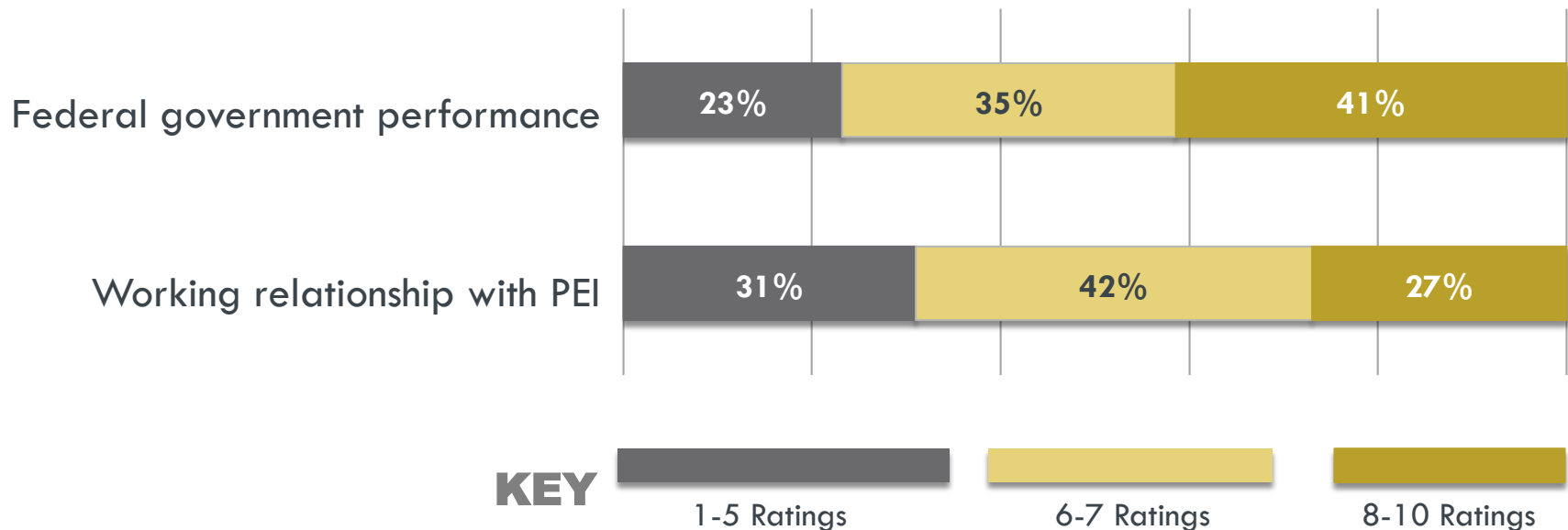
Margin of error for a sample size of 238 is ± 6.35 at 95% CI

“Thinking about the past three months, how would you rate the performance of the Government of Canada, led by Justin Trudeau?”

(Don't know and refused removed)

“And thinking about the past three months, how would you rate the federal government’s working relationship with PEI?”

(Don't know and refused removed)



Note: Respondents provided a rating from 1 to 10, where 1=low/weak performance and 10=high/strong performance.

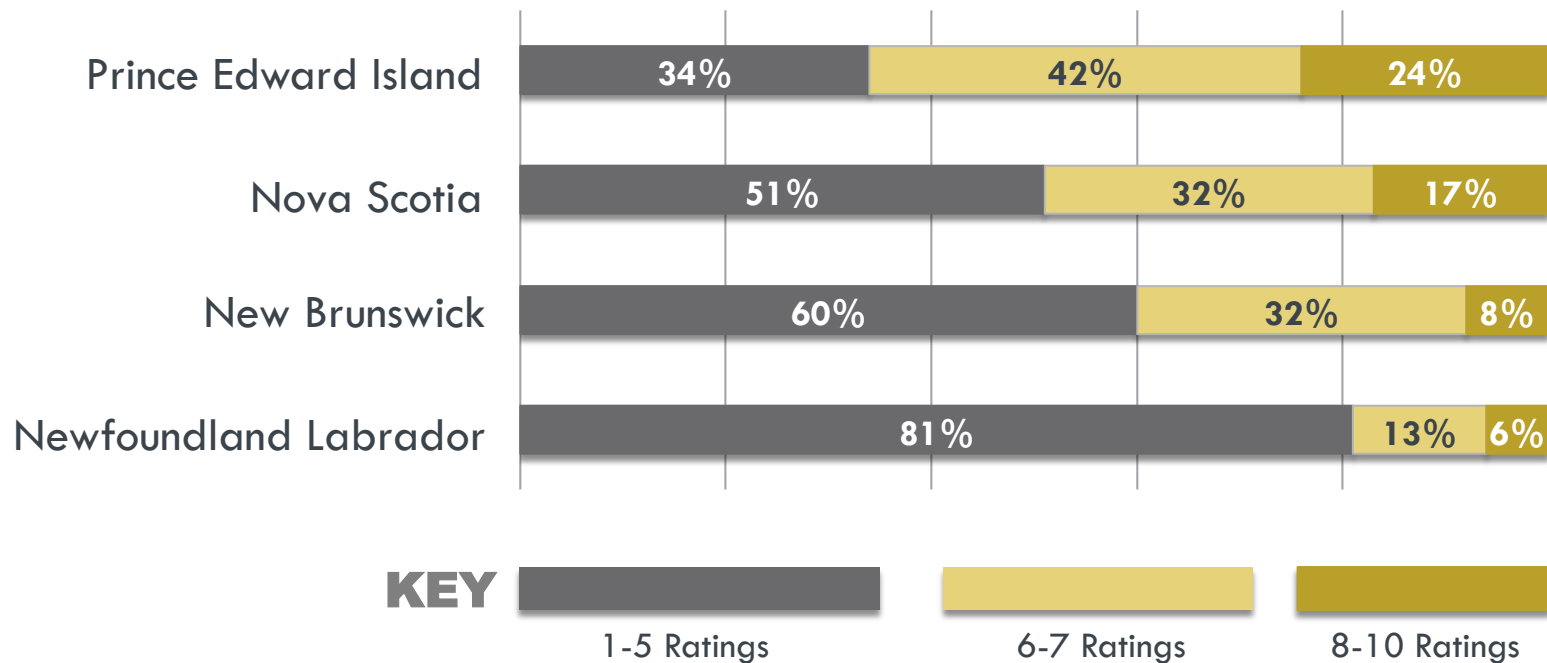


**Prince Edward Island
April 2016 Report**

A pan-Atlantic view of opinions from Nova Scotia, New Brunswick, Prince Edward Island and Newfoundland Labrador

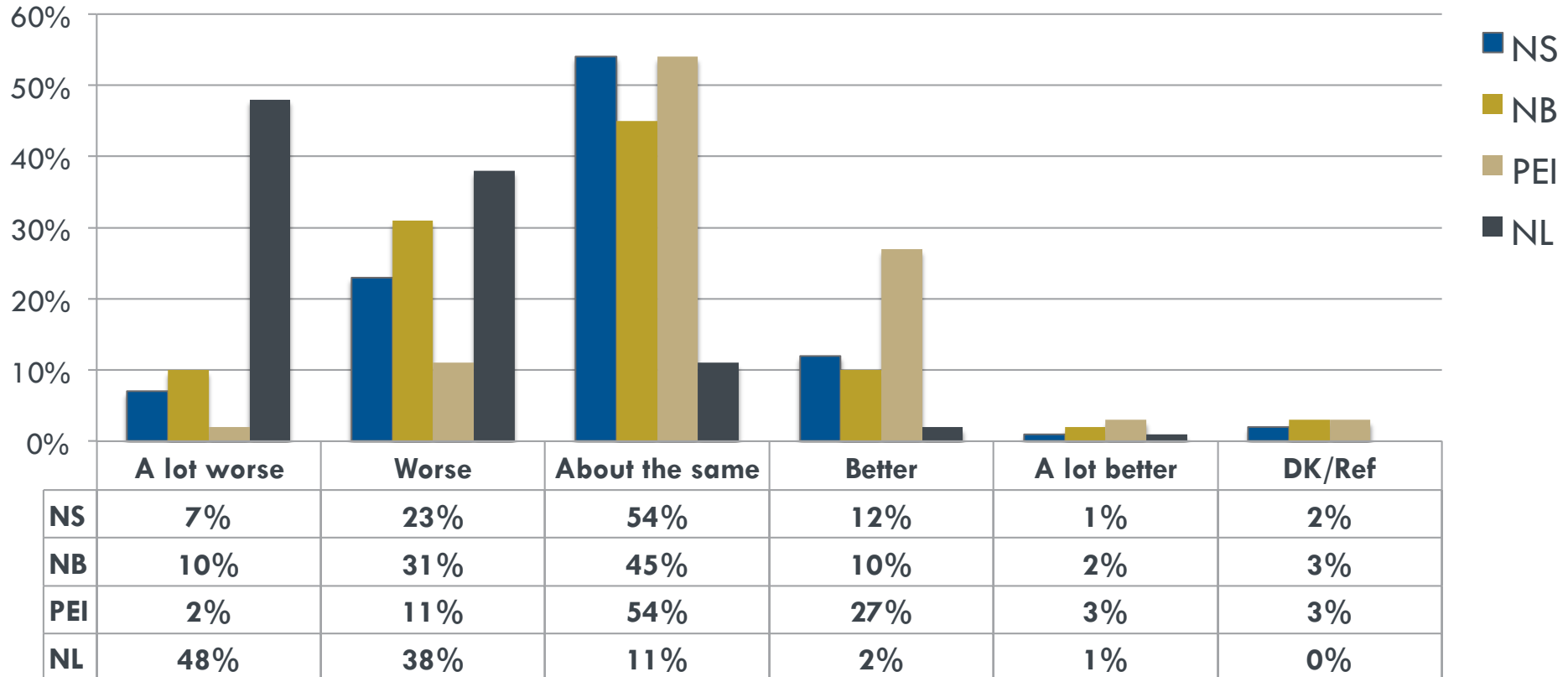
“How would you rate the overall performance of your provincial government since they have been elected?”

(Don't know and refused removed)



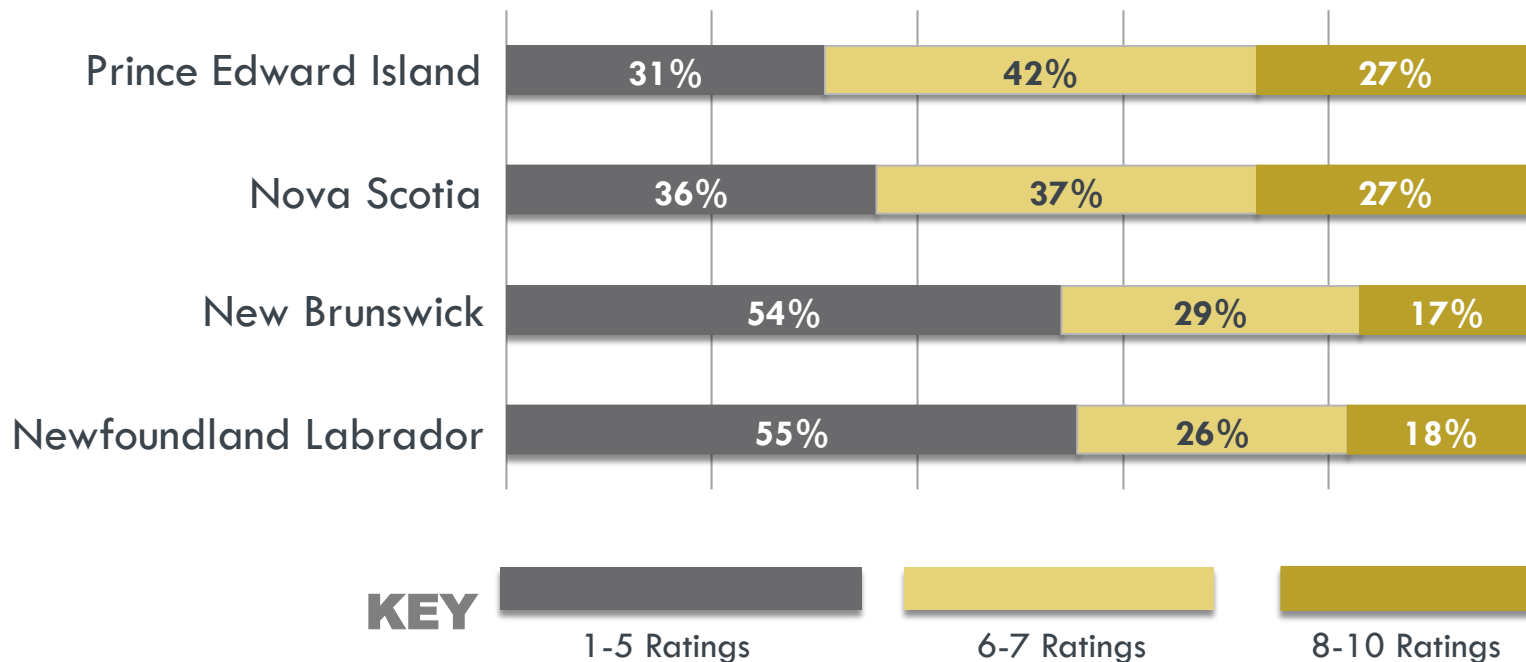
Note: Respondents provided a rating from 1 to 10, where 1= low/weak performance and 10=high/strong performance.

“Based on your personal experiences over the past three months, would you say that the general outlook in NS/NB/PEI/NL has been getting...”



“And thinking about the past three months, how would you rate the federal government’s working relationship with [Province]?”

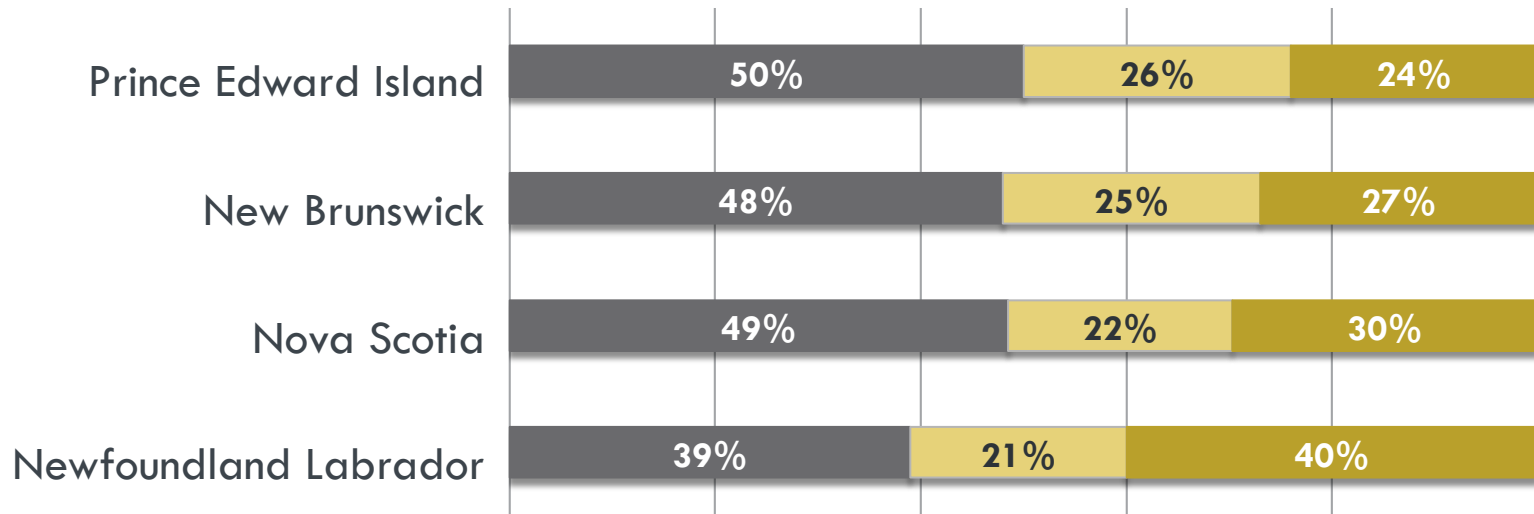
(Don’t know and refused removed)



Note: Respondents provided a rating from 1 to 10, where 1=low/weak performance and 10=high/strong performance.

“With all of this in mind*, how would you rate your general stress level this year?”


*Major purchases, job security, cost of living, confidence in the economy
(Don't know and refused removed)



KEY



1-5 Ratings



6-7 Ratings



8-10 Ratings

Note: Respondents provided a rating from 1 to 10, where higher numbers indicate greater stress level.



**Prince Edward Island
April 2016 Report**