

Innovative Research Group, Inc.

www.innovativeresearch.ca

Toronto :: Vancouver



2015 Election Polling Wave 6: Core Tracking Deck



Methodology

Methodology

- These are the findings of an Innovative Research Group (INNOVATIVE) poll conducted from October 5th to October 8th, 2015. In the following slides we will refer to data from this poll as “Wave 6 (October)”.
- This online survey of 3,417 Canadians was conducted using a combination of INNOVATIVE’s Canada 20/20 panel (n=1,505) and Survey Sampling International (n=1,912).
- Tracking is drawn from five previous waves of online polling: “Wave 1 (July)” from July 24th-30th, 2015, n=2,833; and “Wave 2 (August)” from August 24th to August 31st, 2015, n=3,631; “Wave 3 (September)” from September 4th-10th, 2015, n=2,121; and “Wave 4 (September 2)” from September 20th-24th, 2015, n=2,805; and “Wave 5 (October)” from September 29th to October 1st (n=1,514).
- The sample is then weighted to ensure that the overall sample's composition reflects that of the actual Canadian population according to Census data.
- To control for a possible attitudinal bias in online sample, we weight online data using party identification from a randomized telephone poll. Waves, 1, 2, and 4 were weighted in this way. No recent telephone data was available for Wave 3, 5 or the current Wave 6.
- Because the sample included oversamples in BC, Prairies, Quebec and Atlantic, the final sample is weighted to N=2,000.
- INNOVATIVE provides each panellist with a unique URL via an email invitation so that only invited panel members are able to complete the survey and panel members can only complete a particular survey once.
- Since online surveys are not random probability based samples, a margin of error can not be calculated. The Marketing Research and Intelligence Association prohibits statements about margins of sampling error or population estimates with regard to most online panels.

Note: *Graphs and tables may not always total 100% due to rounding values rather than any error in data. Sums are added before rounding numbers.*

Regions: Where did respondents come from?

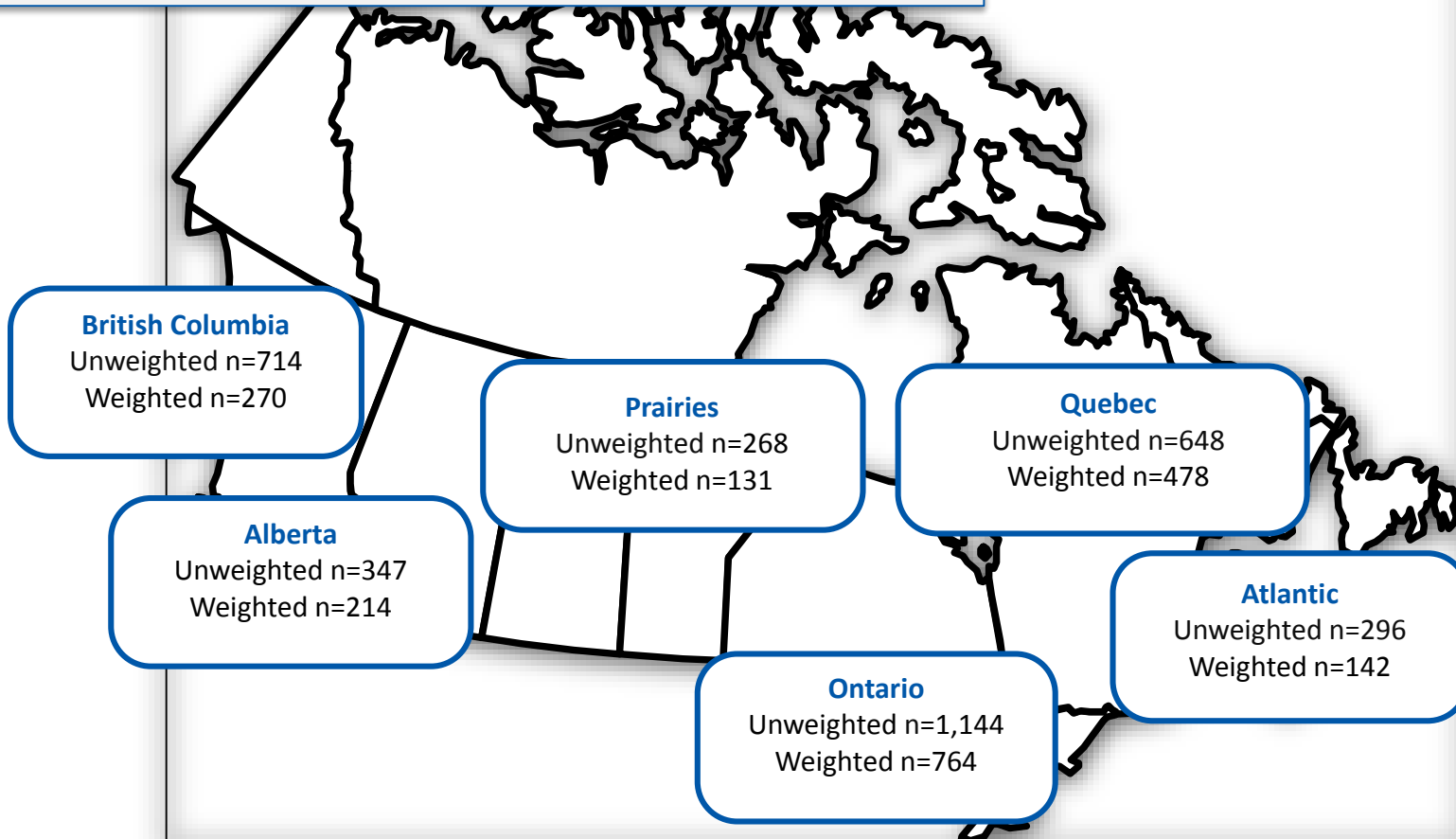
Regional groupings include:

- British Columbia (Yukon)
- Alberta (Northwest Territories)
- Prairie Region (Manitoba, Saskatchewan and Nunavut)
- Ontario
- Quebec
- Atlantic (PEI, New Brunswick, Nova Scotia and Newfoundland & Labrador)

National

Unweighted n=3,417

Weighted n=2,000



Weighting: Region, Age, Gender

Region	BC	Alberta	Prairies	Ontario	Quebec	Atlantic Canada
Unweighted (n-size)	714	347	268	1,144	648	296
Weighted (n-size)	270	214	131	764	478	142

Age	18-34	35-54	55+
Unweighted (n-size)	670	1,139	1,608
Weighted (n-size)	557	740	703

Gender	Men	Women
Unweighted (n-size)	1,679	1,738
Weighted (n-size)	969	1,031

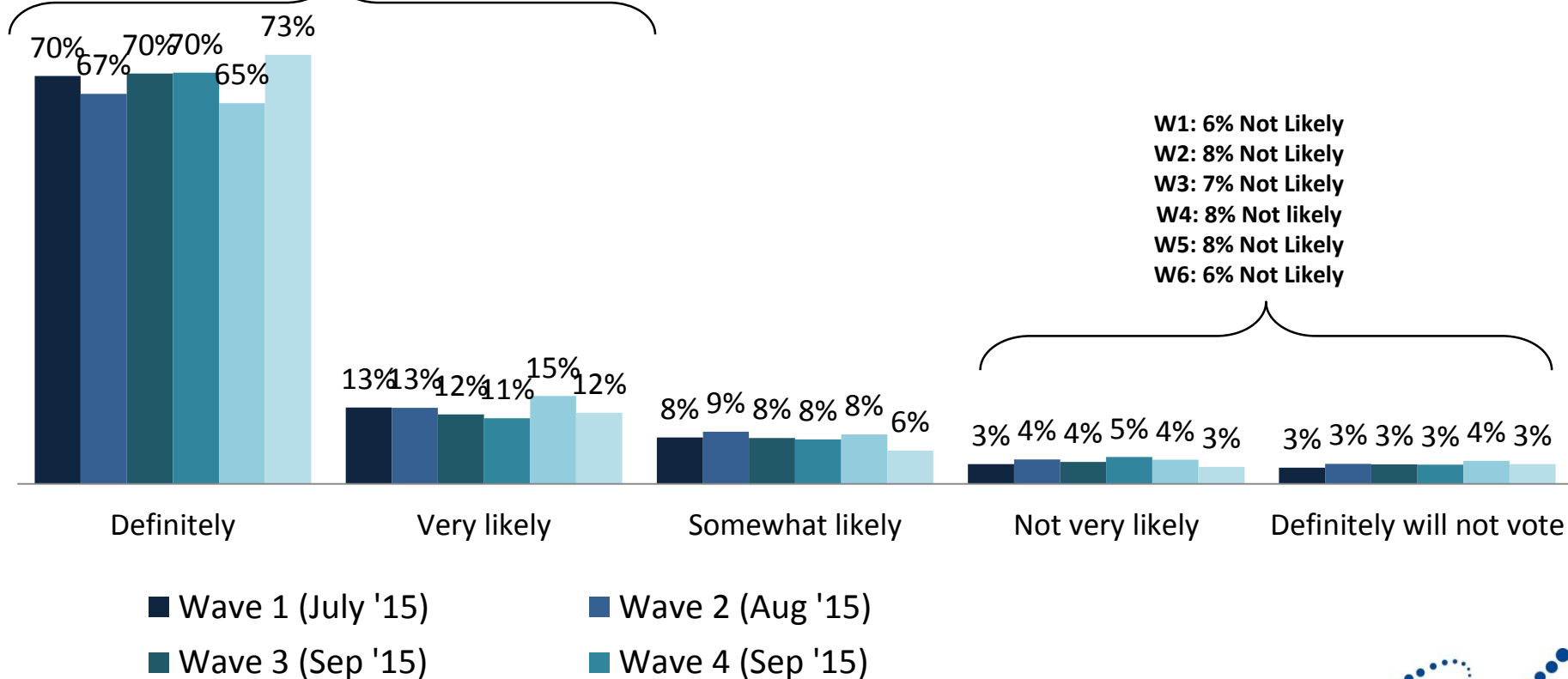
Vote

Likelihood to vote: Now nearly 3-in-4 say they are “definitely” voting, highest since tracking began

Q

As you may have heard there is going to be a federal election on October 19th of this year. How likely are you to vote in the upcoming Canadian federal election?

W1: 83% Likely
W2: 80% Likely
W3: 82% Likely
W4: 82% Likely
W5: 80% Likely
W6: 86% Likely

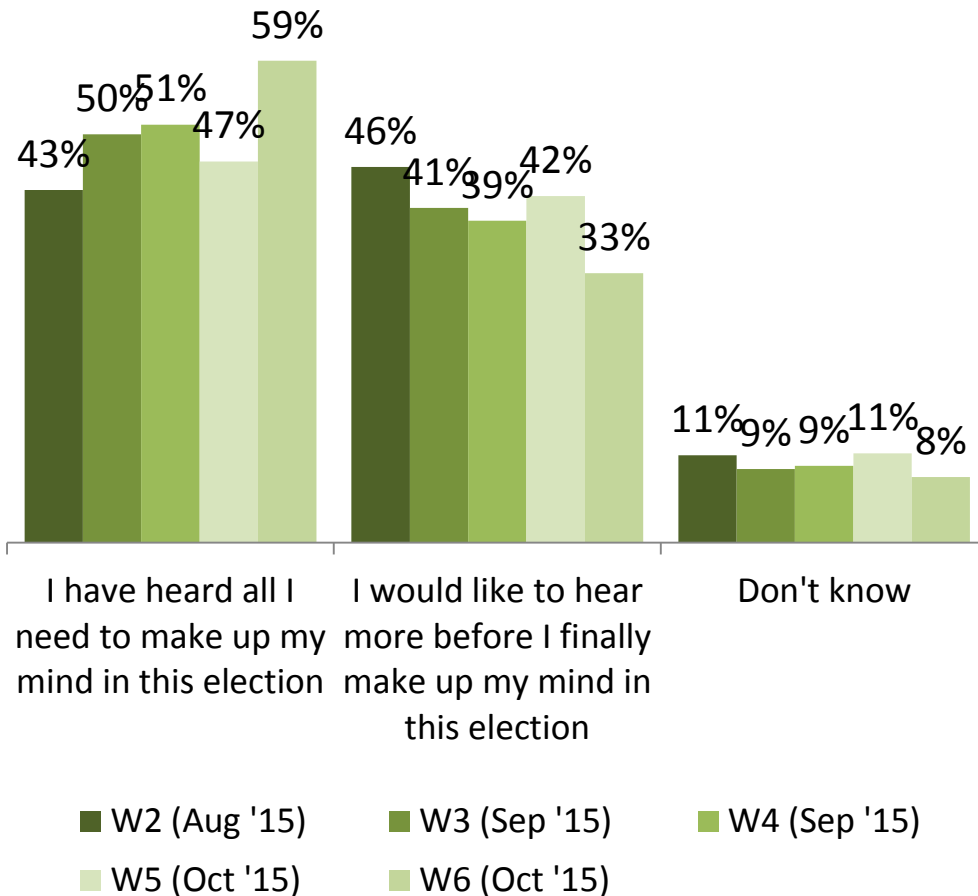


Note: 'Don't know' (2%) not shown

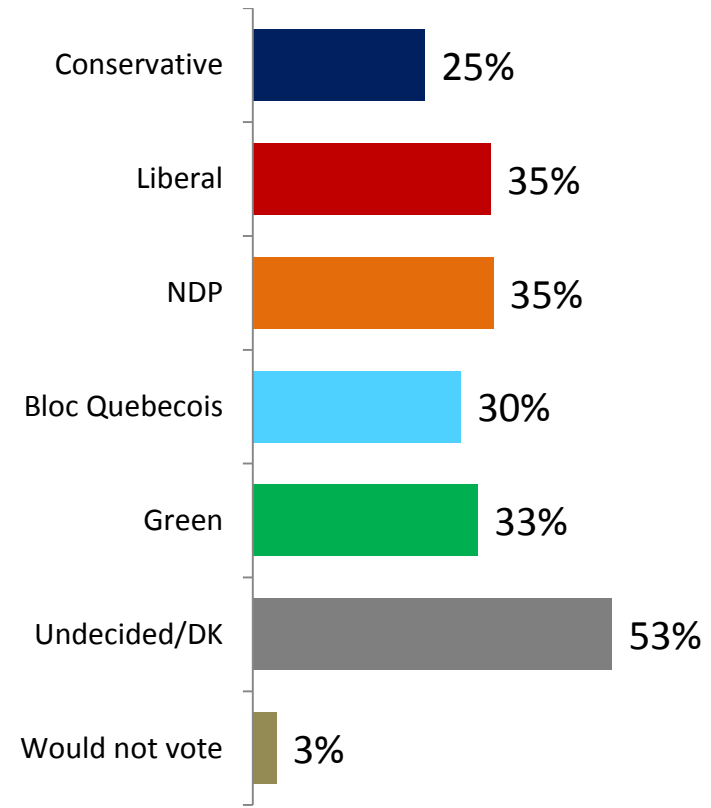
Made up mind: 6-in-10 have now made up their minds, but more than half of undecided still want to hear more

Q

Which statement is closest to your view about the upcoming federal election?



% Would like to hear more
By current combined vote choice

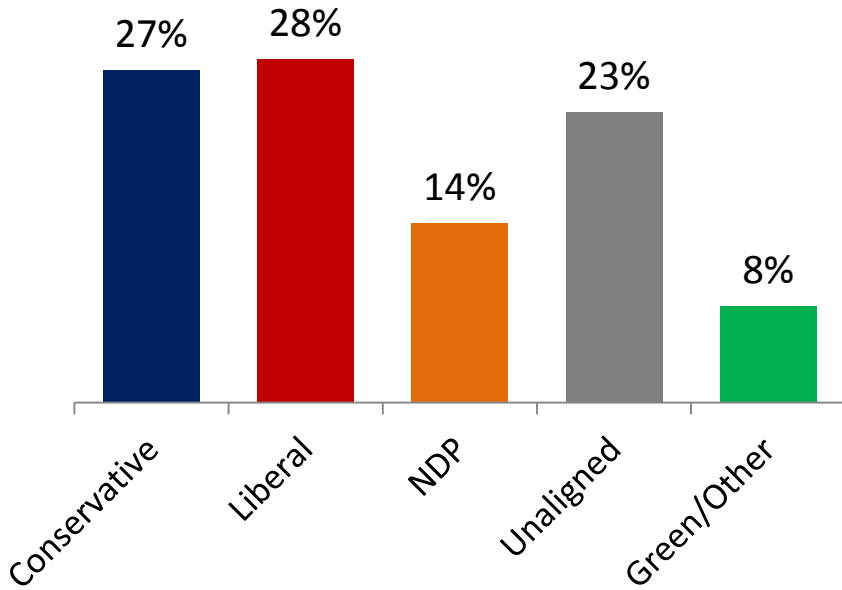


Party ID: CPC and LPC-identifiers tied up with 23% Undecided; BQ leads LPC in Quebec with NDP in 3rd

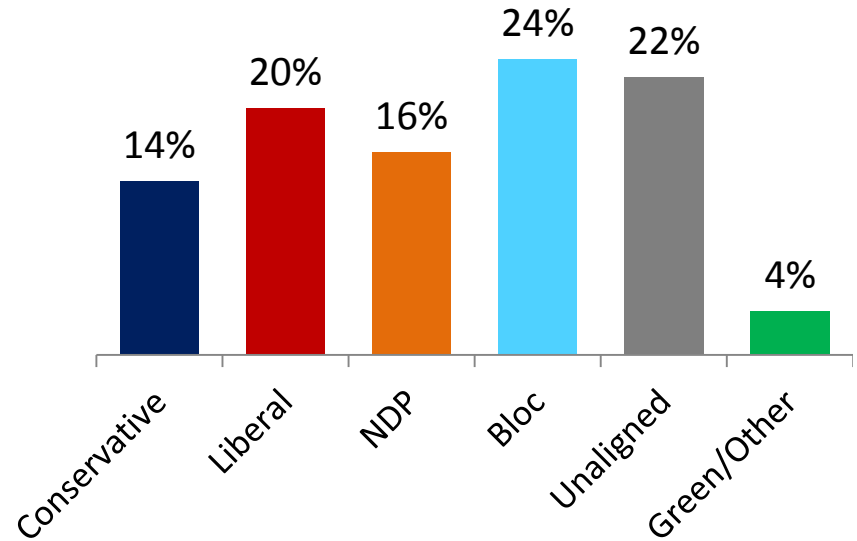


Thinking about federal politics, generally speaking do you think of yourself as a...

Rest of Canada



Quebec



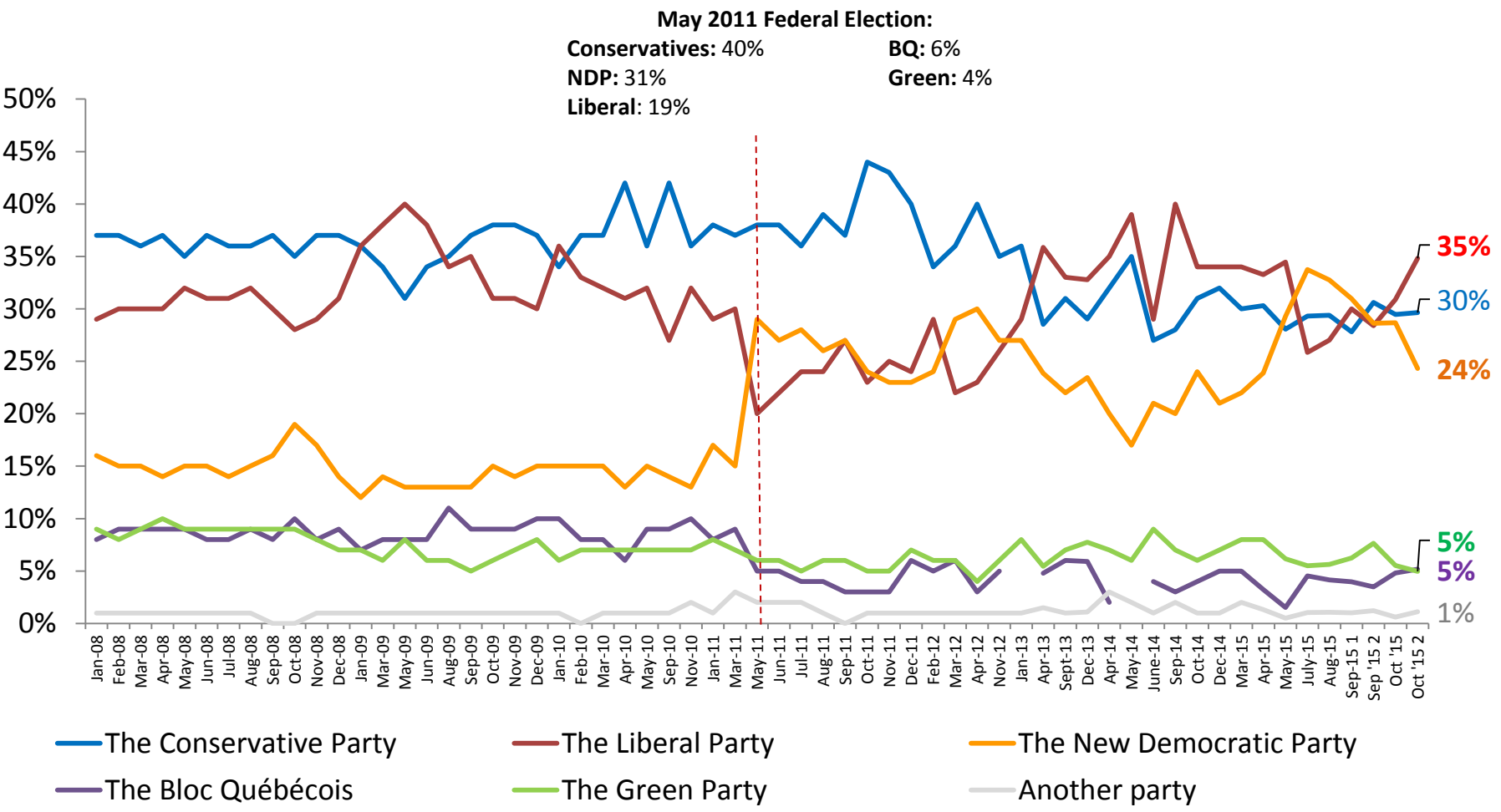
n=478

Note: Oversample in Quebec up to n=648 unweighted.

Decided Federal Vote: LPC has grown its lead to 35% with 30% decided on CPC, NDP continues plunge to 24%



If a federal election were held today, which party would you vote for? In that case, which party do you lean toward slightly? [DECIDED VOTE]



Decided Vote by Region (column percentages)

	BC	Alberta	Prairies	Ontario	Quebec	Atlantic Canada
Conservative	31%	47%	37%	31%	19%	22%
Liberal	29%	26%	31%	43%	26%	48%
NDP	30%	19%	26%	21%	29%	23%
Bloc Quebecois					22%	
Green	9%	6%	5%	4%	3%	6%
Other	1%	2%		1%	1%	1%

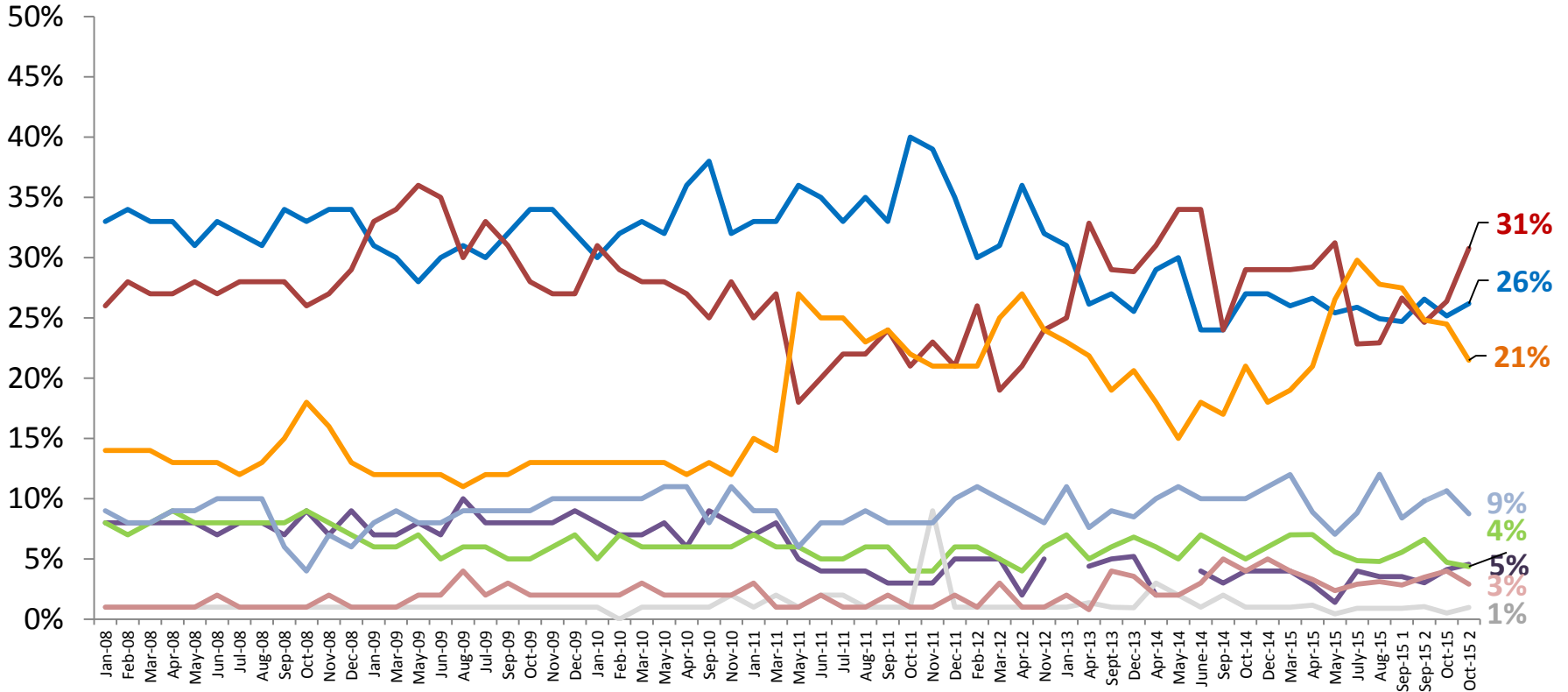
Decided Vote by ID: LPC has rallied liberal identifiers, plurality of Unaligned would now vote Liberal, not NDP

	Party Identification						
		Conservative	Liberal	NDP	Bloc	Green/Other	Unaligned
Federal Vote (Decided)	Conservative	86%	7%	3%	3%	14%	22%
	Liberal	7%	80%	14%	10%	23%	37%
	NDP	5%	11%	80%	18%	18%	29%
	Bloc	0%	1%	2%	68%	1%	2%
	Green/Other	2%	2%	1%	2%	44%	10%

Combined Federal Vote: more than 3-in-10 (31%) would vote LPC, 21% CPC and just 2-in-10 (21%) would vote NDP



If a federal election were held today, which party would you vote for? In that case, which party do you lean toward slightly? [VOTE + LEAN]



- The Conservative Party
- The Liberal Party
- The New Democratic Party
- The Bloc Québécois
- The Green Party
- Another party
- Undecided / don't know
- Would not vote / none

Combined Vote by Region (column percentages):

Libs grow their lead in Ontario, BC still a 3-way race

	BC	Alberta	Prairies	Ontario	Quebec	Atlantic Canada
Conservative	27%	42%	32%	28%	16%	19%
Liberal	26%	24%	27%	38%	22%	42%
NDP	27%	17%	23%	18%	25%	20%
Bloc Quebecois					19%	
Green	8%	5%	5%	4%	3%	5%
Other	1%	1%		1%	1%	1%
Undecided/ Don't know	8%	8%	9%	8%	10%	10%
Would not Vote/ None	2%	2%	4%	2%	4%	3%

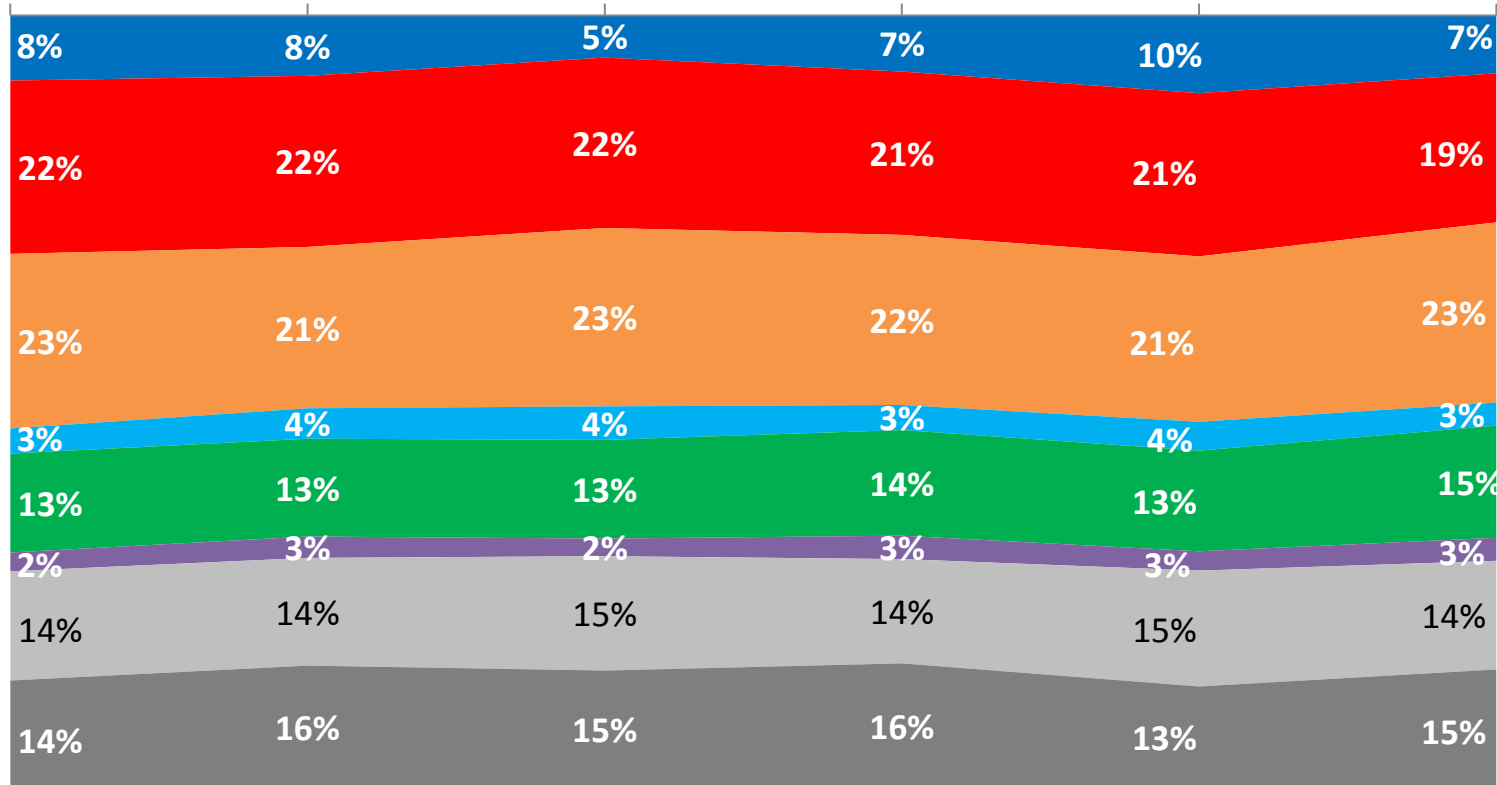
Defectors by Party ID: Conservatives capture highest proportion of Loyalists at 84%

	Party Identification							
		Conservative	Liberal	NDP	Green/Other	Bloc	Unaligned	
Federal Combined Vote	Conservative	84%	7%	3%	14%	3%	13%	
	Liberal	7%	78%	14%	22%	10%	21%	
	NDP	5%	10%	78%	18%	17%	17%	
	Green/Other	2%	2%	1%	43%	2%	6%	
	Bloc	0%	1%	2%	1%	63%	1%	
	Undecided/ Would not vote	2%	3%	2%	2%	6%	42%	
	Partisan voting	Loyalists	84%	78%	78%	43%	63%	N/A
		Defectors	14%	20%	20%	55%	30%	N/A
Abstainers		2%	3%	2%	2%	6%	N/A	

Second choice: NDP (23%) slightly ahead of Liberals (19%) on second choice, 14% undecided

Q And which party would be your second choice?

W1 (July '15) W2 (Aug '15) W3 (Sep '15) W4 (Sep '15) W5 (Oct '15) W6 (Oct '15 2)



■ Conservative ■ Liberal ■ NDP ■ Bloc Quebecois
■ Green ■ Another party ■ Undecided DK ■ Would not vote/None

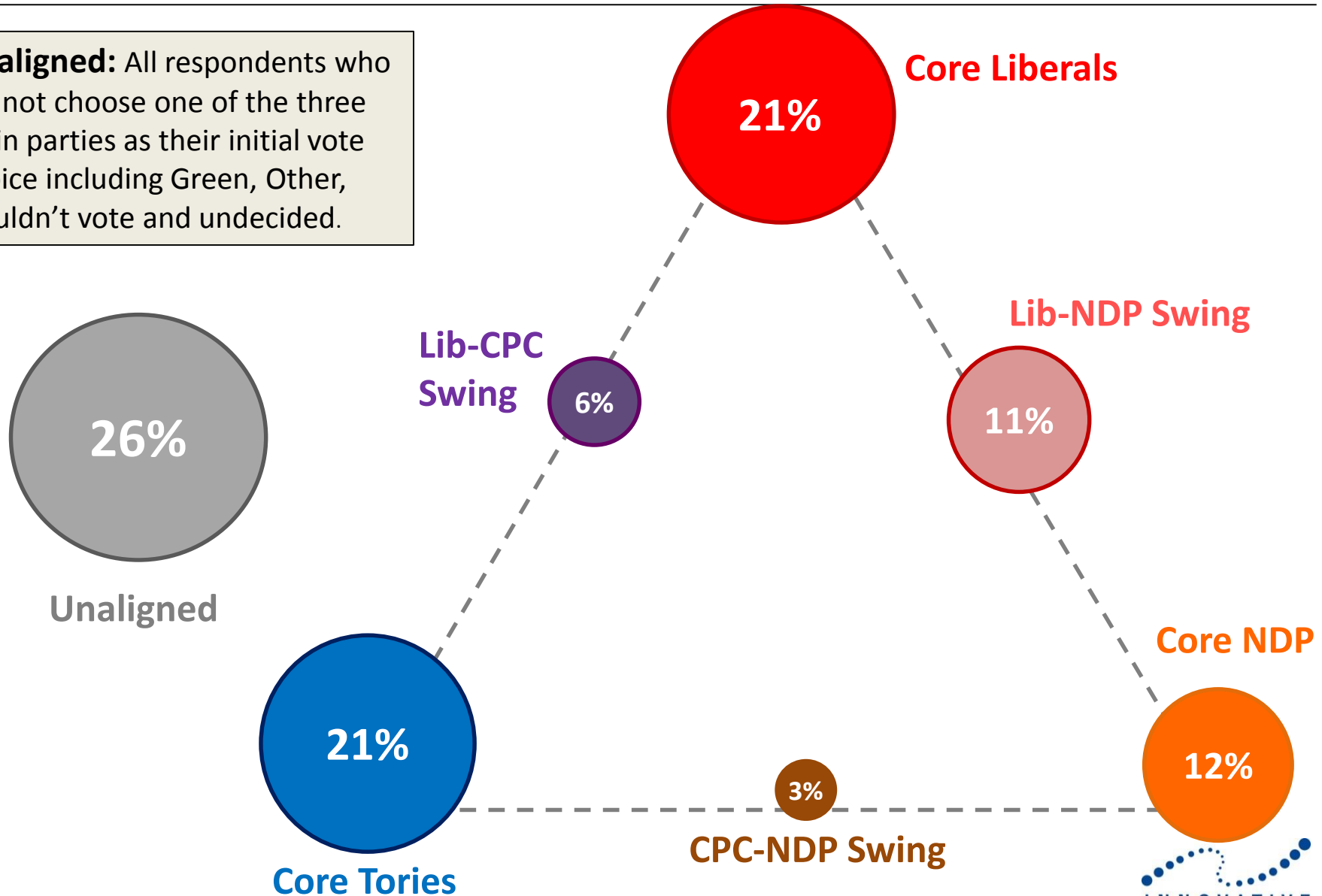
Second Choice by Combined Vote: nearly half (46%) of NDP 1st choice voters would vote LPC as their alternate

Q And which party would be your second choice?

	CPC 1 st choice	LPC 1 st choice	NDP 1 st choice	BQ 1 st choice	Green 1 st choice
CPC 2 nd choice		13%	9%	12%	10%
LPC 2 nd choice	25%		46%	9%	28%
NDP 2 nd choice	13%	53%		29%	32%
BQ 2 nd choice	2%	2%	7%		2%
Green 2 nd choice	9%	15%	24%	21%	
Other	3%	1%	1%	2%	3%
Undecided/DK	20%	10%	8%	13%	14%
Would not vote/None	28%	5%	5%	14%	10%

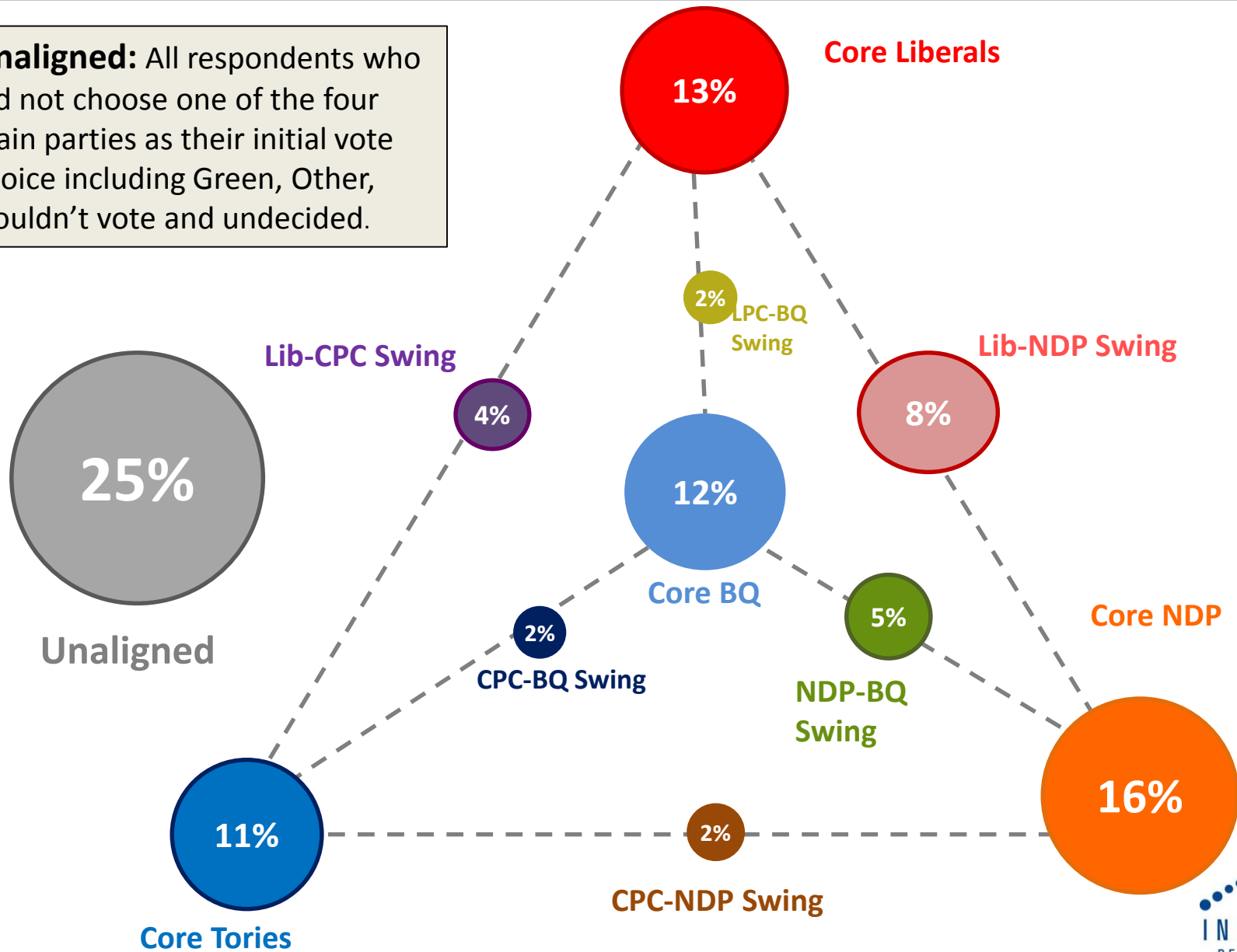
Battleground Segments: Rest of Canada

Unaligned: All respondents who did not choose one of the three main parties as their initial vote choice including Green, Other, wouldn't vote and undecided.

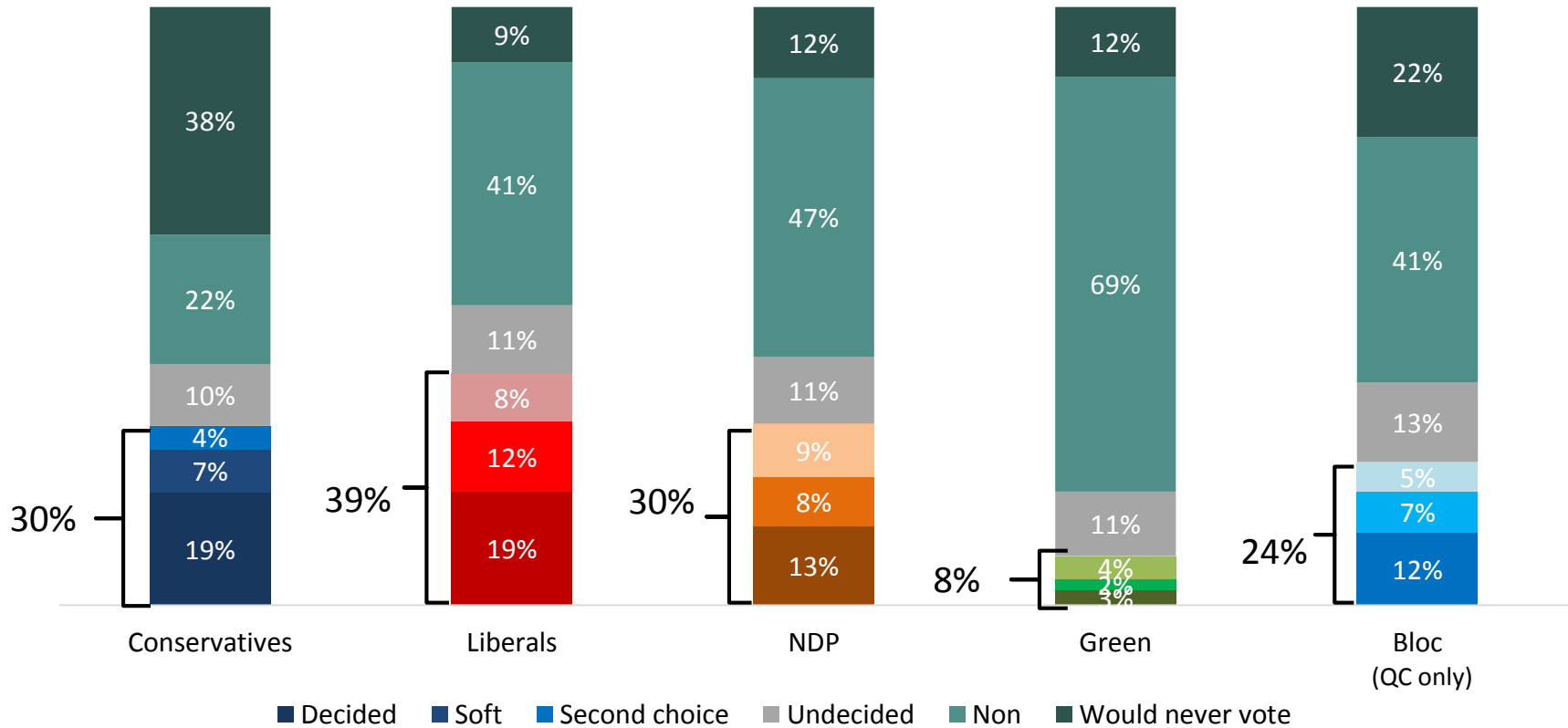


Battleground Segments: Quebec

Unaligned: All respondents who did not choose one of the four main parties as their initial vote choice including Green, Other, wouldn't vote and undecided.



Vote Potential: Now nearly 4-in-10 (39%) would consider voting LPC, 30% NDP (down 5 points); CPC at 30% also

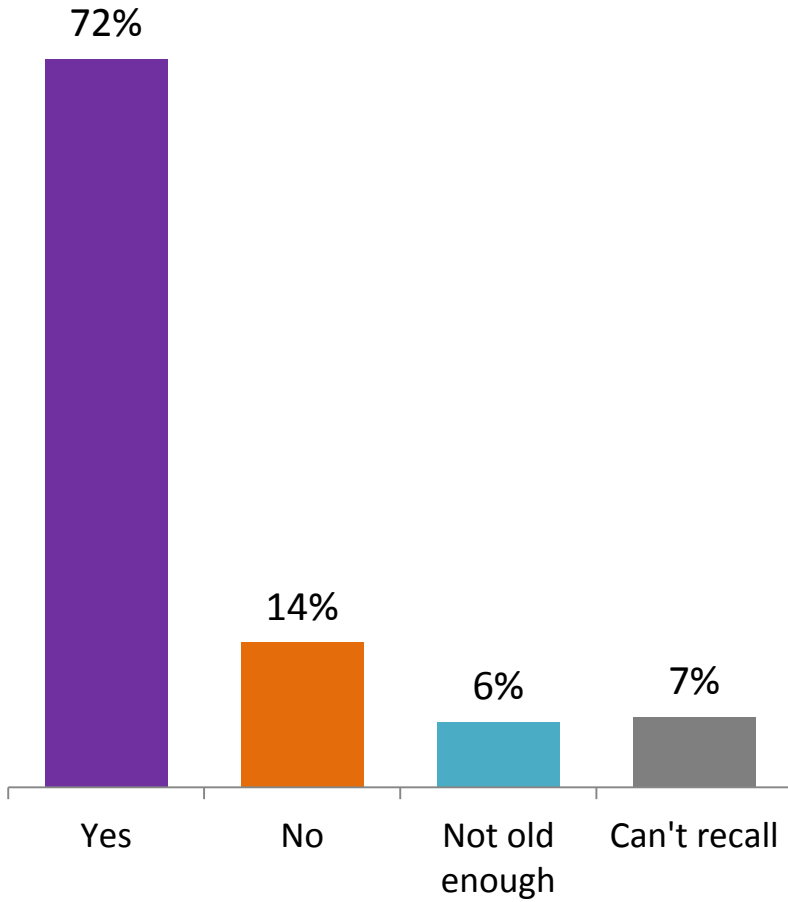


Decided: Voting for a party, and have heard all they need to make up their mind
Soft: Voting for the party, but would like to hear more before making up their mind
Second Choice: The party is second choice, and they would like to hear more before making up their mind
Undecided: Undecided voters, except those that fall into the “Never vote” category
Non-party: Voting for another party and second choice is not for the party, or they have made up their mind
Would never vote: All those who say they would never vote for the party are placed in this category.

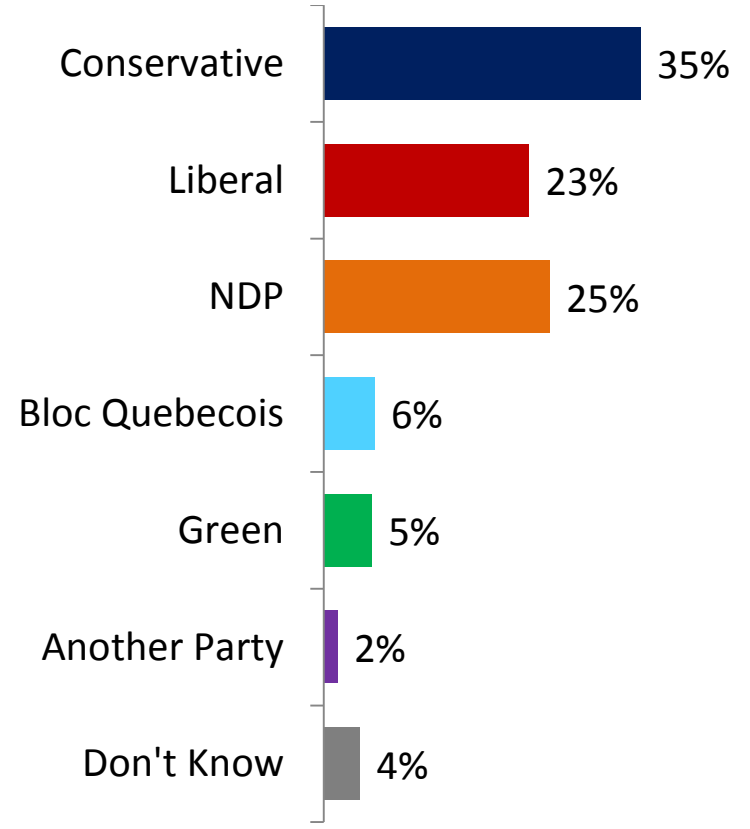
Voted in last election: over 7-in-10 (72%) say they voted; of those 35% recall voting CPC



In talking to people about politics and elections, we often find that they do not get a chance to vote. Did you happen to vote in the May 2nd, 2011 federal election?



And which party did you vote for



Combined Vote by vote in last election: CPC and LPC

past voters most likely to vote for same party

	CPC in 2011	LPC in 2011	NDP in 2011	BQ in 2011	Green in 2011
Conservative	76%	5%	5%	1%	8%
Liberal	12%	78%	25%	6%	24%
NDP	5%	13%	59%	18%	18%
Bloc Quebecois	0%	0%	5%	66%	1%
Green	2%	1%	2%	1%	42%
Another party	1%	1%	0%	1%	1%
Undecided/DK	3%	2%	4%	5%	6%
Would not vote/None	0%	0%		1%	

Possible turnout effects

This section provides a number of crosstabs that help illuminate the possible effects of turnout on the actual election result compared to what polling shows among all respondents

Likely voters: Decided vote among likely voters by region

We define likely voters according to two criteria:

1. If the respondent was eligible to vote in the last election, did they do so?
2. Does the respondent say that they **definitely** will vote in the upcoming election?

In order to qualify as a likely voter, the answer must be yes to both questions.

	BC	Alberta	Prairies	Ontario	Quebec	Atlantic Canada	Canada overall
Conservative	32%	53%	42%	32%	19%	23%	31%
Liberal	27%	22%	28%	42%	25%	46%	33%
NDP	32%	17%	26%	20%	30%	25%	25%
Bloc Quebecois					24%		
Green	7%	5%	4%	4%	1%	5%	6%
Other	1%	2%		1%	1%	1%	1%
% of likely voters in region	70%	65%	57%	68%	65%	63%	66%

Combined Vote by attention (column percentages): plurality of those paying close attention would vote LPC

Q

How closely have you been following the news about the current federal election here in Canada?

	Following the election quite closely	Following a few issues that matter quite closely	General sense of what's going on, but don't pay close attention	Generally don't pay much attention to Canadian politics	Don't Know
Conservative	28%	30%	25%	12%	15%
Liberal	38%	33%	26%	13%	10%
NDP	22%	22%	24%	13%	10%
Bloc Quebecois	5%	5%	4%	5%	
Green	4%	4%	5%	6%	
Other	1%	1%	1%	1%	
Undecided/ Don't know	3%	5%	12%	29%	40%
Would not Vote/ None	0%	1%	1%	22%	25%

Combined vote

Combined Vote by voting values: LPC holds slight lead among duty-bound voters

Q

Different people feel differently about voting. For some, voting is a DUTY. They feel they should vote in every election regardless of how they feel about candidates and parties. For some, voting is a CHOICE. They feel free to vote or not vote in an elect

	Duty	Choice	Don't Know
Conservative	29%	24%	14%
Liberal	33%	30%	16%
NDP	22%	22%	11%
Bloc Quebecois	6%	3%	2%
Green	4%	4%	6%
Other	1%	2%	1%
Undecided/Don't know	5%	11%	31%
Would not Vote/ None	0%	4%	19%

Combined Vote by alienation: among those least alienated (strongly disagree), CPC edges out the Liberals ²⁷

Q

Do you agree or disagree with the following statements? - *All federal political parties are basically the same, there really isn't a choice.*

	More likely to vote			Less likely to vote	
	Strongly disagree	Somewhat disagree	Neither agree not disagree	Somewhat agree	Strongly agree
Conservative	36%	29%	24%	21%	17%
Liberal	33%	34%	32%	30%	23%
NDP	23%	24%	20%	23%	17%
Bloc Quebecois	3%	4%	5%	6%	8%
Green	3%	3%	4%	6%	10%
Other	0%	1%	0%	2%	4%
Undecided/ Don't know	2%	3%	11%	11%	13%
Would not Vote/ None	1%	0%	3%	1%	8%

Combined vote

Combined Vote by cognitive engagement: among “totally engaged”, Liberals lead by 8 points overall

We define cognitive engagement with politics by how frequently respondents choose “Don’t Know” as their response to the core attitudes and attributes about the parties and leaders in this election. Totally engaged never say don’t know, very engaged choose it less than 10% of the time, somewhat engaged choose it 10-25% of the time, and disengaged choose don’t know on more than 25% of these questions.

	Totally engaged (38% of respondents)	Very engaged (24% of respondents)	Somewhat engaged (19% of respondents)	Disengaged (19% of respondents)
Conservative	29%	28%	32%	12%
Liberal	37%	32%	31%	16%
NDP	25%	26%	19%	11%
Bloc Quebecois	5%	6%	5%	3%
Green	3%	5%	5%	6%
Other	0%	0%	2%	3%
Undecided/Don’t know	1%	3%	5%	37%
Would not Vote/ None		1%	2%	13%

Combined Vote by age (column percentages): Liberals lead among all groups except 45-54 year olds ²⁹

	18-24	25-34	35-44	45-54	55-64	65+
Conservative	14%	20%	24%	31%	27%	35%
Liberal	38%	30%	27%	25%	32%	36%
NDP	25%	26%	22%	20%	21%	17%
Bloc Quebecois	4%	4%	4%	4%	7%	4%
Green	6%	5%	4%	5%	5%	3%
Other		0%	2%	2%	1%	1%
Undecided/ Don't know	9%	12%	11%	10%	7%	3%
Would not Vote/ None	4%	3%	6%	3%	1%	1%

Riding Clusters

Riding Clusters

- Parties have to win seats not votes, and so for the 2015 election Innovative has identified 9* key clusters of ridings based on the 2011 election results (as transposed to the new boundaries by Elections Canada) and the geography of the ridings.
- Each respondent in the sample is sorted into the federal electoral district which they live in and are then grouped based on the riding group which their local riding falls into.

Cluster	Number of ridings	Oct 2015 N size (unweighted)	Oct 2015 N size (weighted)	Description
Rural CPC Blowouts	66	588	349	Rural; CPC wins by over 25 points
Urban/Suburban CPC Blowouts	36	418	221	Urban/Suburban, CPC wins by over 25 points
CPC Strong Wins	33	346	193	CPC wins by over 15 points
CPC-NDP Race	33	404	194	CPC-NDP races within 15 points
LPC 2-way races or strong wins	45	409	263	LPC 2-way races and wins by over 15 points
NDP Strong Wins	42	378	239	NDP wins by over 15 points
NDP Blowouts	22	268	163	NDP wins by over 25 points
BQ Competitive	21	184	135	BQ 2-way and 3-way races
NDP-LPC-CPC 3 way races	38	390	228	3 way races between NDP-LPC-CPC

*Two ridings are also classified as “Other” because they do not fit into any of the major designations

Decided vote tracking by riding clusters: CPC Strong and 2-way race clusters

		Conservative	Liberal	NDP	Bloc Quebecois	Green Party	Other
Rural CPC Blowouts	<i>2011 Election</i>	63%	11%	20%		5%	1%
	<i>July 2015</i>	44%	23%	23%		8%	1%
	<i>August 2015</i>	40%	27%	23%		9%	1%
	<i>September 2015 W1</i>	37%	30%	22%		9%	2%
	<i>September 2015 W2</i>	38%	29%	21%		11%	2%
	<i>October 2015 W1</i>	39%	33%	17%		9%	2%
	<i>October 2015 W2</i>	40%	32%	19%		9%	0%
Urban/Suburban CPC Blowouts	<i>2011 Election</i>	60%	16%	18%		5%	1%
	<i>July 2015</i>	42%	24%	28%		4%	1%
	<i>August 2015</i>	44%	25%	26%		4%	2%
	<i>September 2015 W1</i>	43%	29%	24%		3%	1%
	<i>September 2015 W2</i>	44%	28%	22%		5%	1%
	<i>October 2015 W1</i>	45%	18%	30%		5%	2%
	<i>October 2015 W2</i>	43%	34%	16%		4%	2%
CPC Strong Wins	<i>2011 Election</i>	50%	20%	24%	1%	4%	1%
	<i>July 2015</i>	35%	21%	32%	2%	8%	1%
	<i>August 2015</i>	31%	30%	30%	1%	7%	1%
	<i>September 2015 W1</i>	30%	31%	31%	2%	5%	1%
	<i>September 2015 W2</i>	39%	31%	22%	1%	5%	2%
	<i>October 2015 W1</i>	29%	37%	25%	1%	8%	
	<i>October 2015 W2</i>	38%	36%	20%	2%	3%	1%

Decided vote tracking by riding clusters: NDP, LPC, BQ, 3-way races

		Conservative	Liberal	NDP	Bloc Quebecois	Green Party	Other
CPC NDP Race	<i>2011 Election</i>	43%	9%	41%	3%	4%	1%
	<i>July 2015</i>	26%	22%	40%	5%	5%	2%
	<i>August 2015</i>	28%	26%	38%	4%	5%	0%
	<i>September 2015 W1</i>	31%	21%	41%	2%	5%	1%
	<i>September 2015 W2</i>	31%	19%	38%	3%	7%	3%
	<i>October 2015 W1</i>	34%	19%	38%	4%	4%	
	<i>October 2015 W2</i>	32%	26%	31%	5%	5%	1%
NDP Strong Wins	<i>2011 Election</i>	18%	13%	48%	18%	2%	1%
	<i>July 2015</i>	21%	18%	44%	12%	4%	1%
	<i>August 2015</i>	18%	20%	43%	14%	5%	1%
	<i>September 2015 W1</i>	15%	20%	46%	11%	7%	1%
	<i>September 2015 W2</i>	17%	18%	44%	10%	10%	1%
	<i>October 2015 W1</i>	23%	21%	38%	13%	5%	
	<i>October 2015 W2</i>	19%	27%	36%	15%	2%	1%
NDP Blowouts	<i>2011 Election</i>	17%	15%	56%	8%	3%	0%
	<i>July 2015</i>	18%	30%	42%	7%	4%	
	<i>August 2015</i>	21%	26%	42%	6%	4%	1%
	<i>September 2015 W1</i>	14%	34%	42%	5%	4%	2%
	<i>September 2015 W2</i>	23%	34%	31%	6%	6%	
	<i>October 2015 W1</i>	16%	42%	28%	9%	4%	
	<i>October 2015 W2</i>	15%	37%	36%	6%	5%	1%

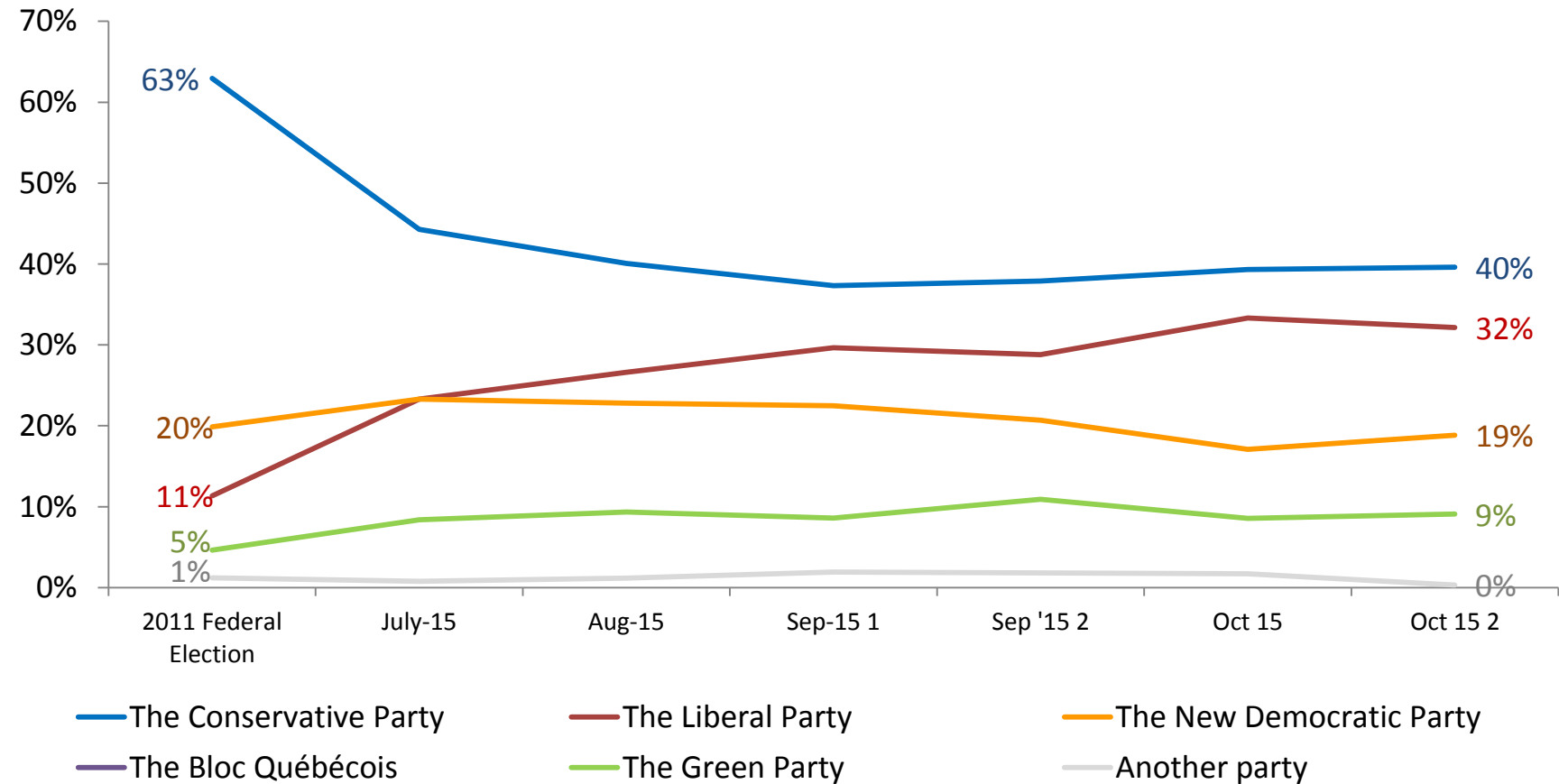
Decided vote tracking by riding clusters: NDP, LPC, BQ, 3-way races

		Conservative	Liberal	NDP	Bloc Quebecois	Green Party	Other
LPC 2-way races or strong wins	<i>2011 Election</i>	35%	39%	21%	1%	3%	0%
	<i>July 2015</i>	23%	36%	30%	2%	7%	2%
	<i>August 2015</i>	27%	33%	32%	1%	5%	1%
	<i>September 2015 W1</i>	26%	39%	24%	2%	9%	1%
	<i>September 2015 W2</i>	31%	36%	24%	1%	8%	1%
	<i>October 2015 W1</i>	24%	46%	25%	2%	4%	
	<i>October 2015 W2</i>	22%	49%	20%	2%	5%	1%
BQ Competitive	<i>2011 Election</i>	15%	12%	39%	31%	2%	0%
	<i>July 2015</i>	15%	17%	43%	23%	3%	
	<i>August 2015</i>	12%	22%	44%	20%	2%	1%
	<i>September 2015 W1</i>	18%	23%	35%	20%	4%	
	<i>September 2015 W2</i>	14%	17%	42%	20%	7%	
	<i>October 2015 W1</i>	14%	16%	44%	25%	2%	
	<i>October 2015 W2</i>	17%	21%	29%	28%	4%	1%
NDP-LPC-CPC 3 way races	<i>2011 Election</i>	32%	35%	28%	1%	4%	0%
	<i>July 2015</i>	27%	34%	32%	2%	4%	1%
	<i>August 2015</i>	30%	33%	32%	1%	4%	1%
	<i>September 2015 W1</i>	29%	42%	22%	1%	6%	1%
	<i>September 2015 W2</i>	28%	39%	26%	1%	5%	1%
	<i>October 2015 W1</i>	30%	40%	26%		4%	
	<i>October 2015 W2</i>	29%	44%	22%	1%	3%	1%

Rural CPC Blowouts: in this week's tracking LPC 8 points back of CPC in these ridings

Q

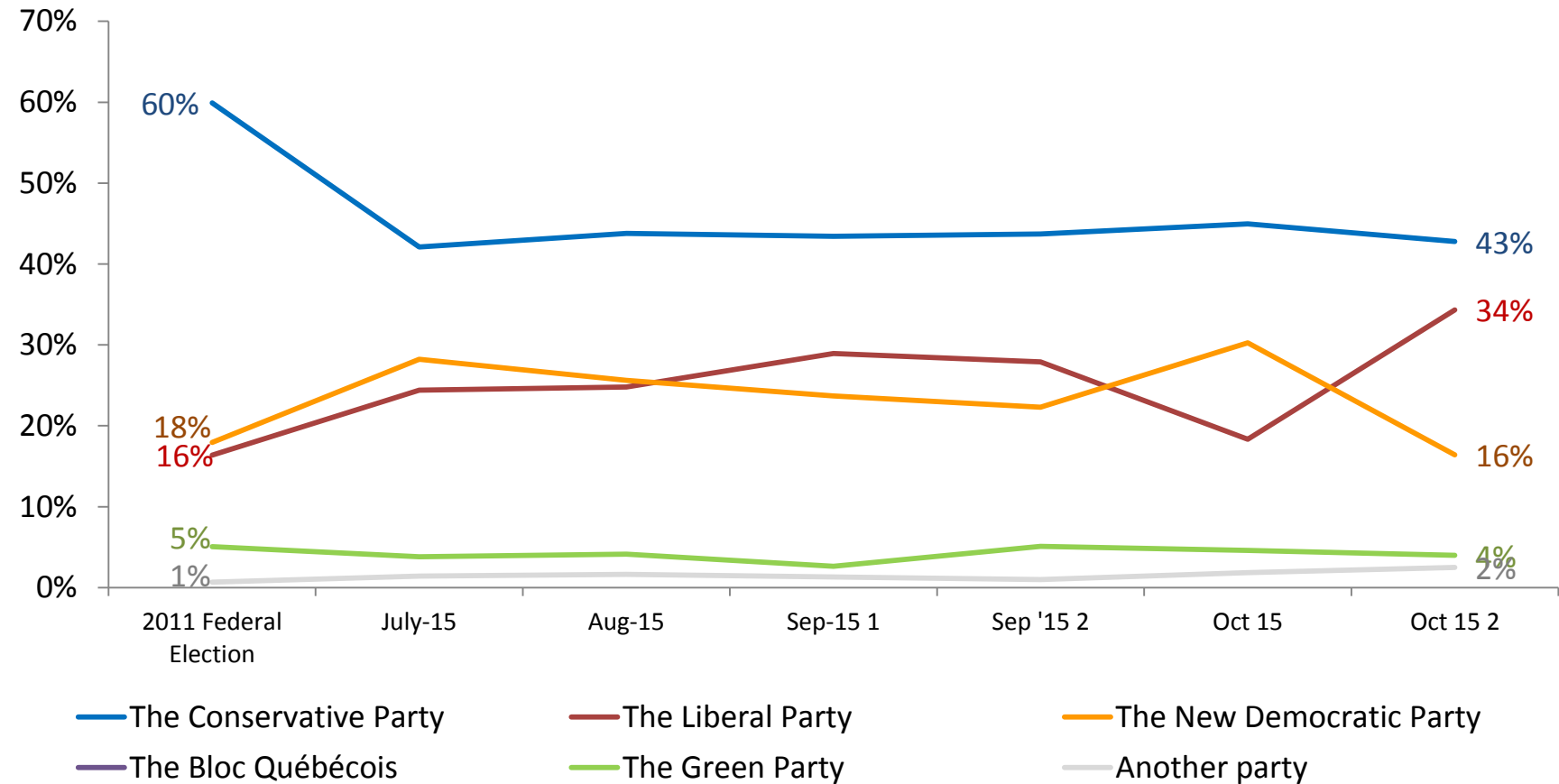
If a federal election were held today, which party would you vote for? In that case, which party do you lean toward slightly? [DECIDED VOTE]



Urban/Suburban CPC Blowouts: LPC up 16 points since end of September, within 9 points of CPC now

Q

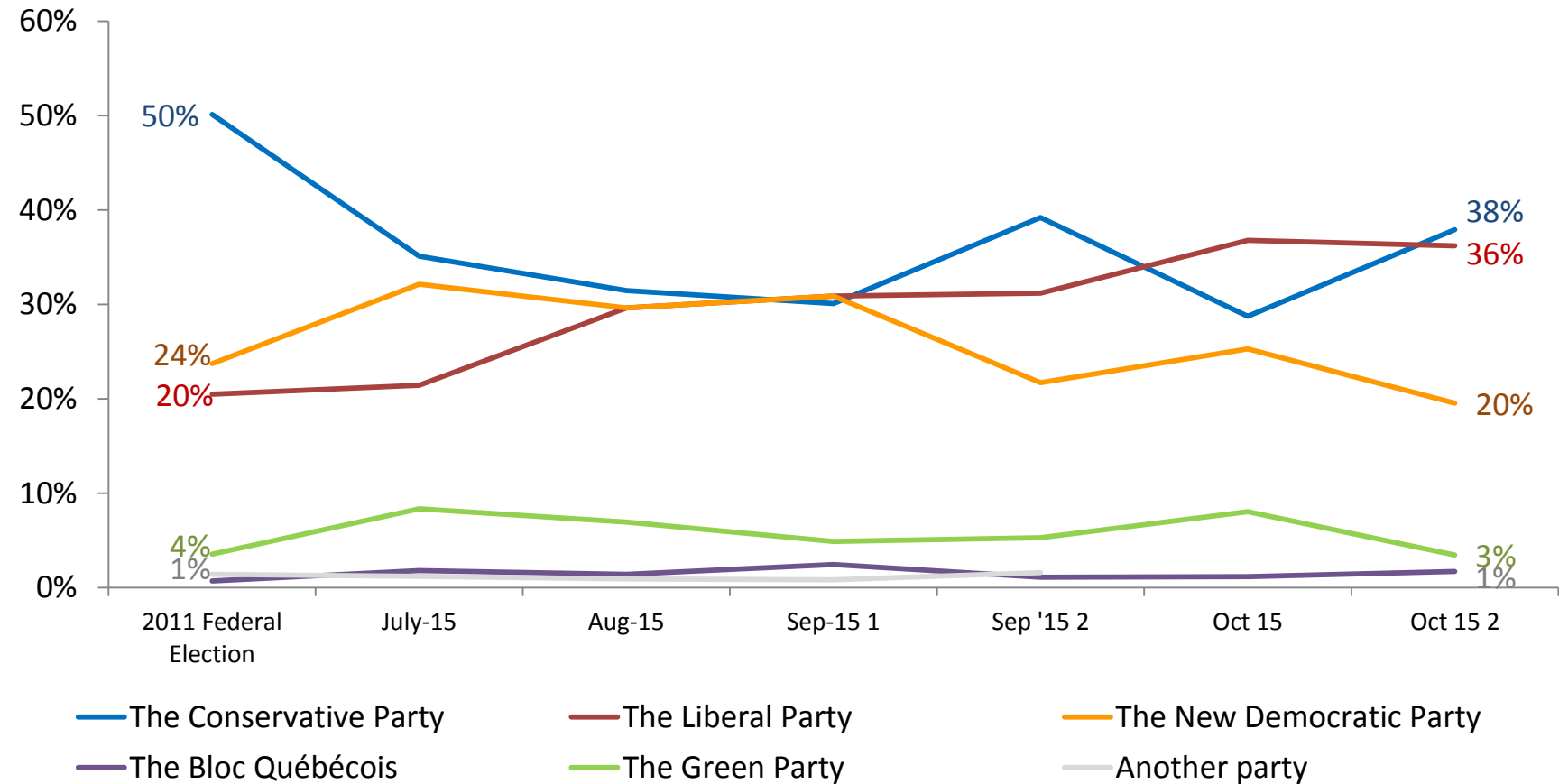
If a federal election were held today, which party would you vote for? In that case, which party do you lean toward slightly? [DECIDED VOTE]



CPC Strong Wins: former CPC strong wins are now two-way CPC LPC races

Q

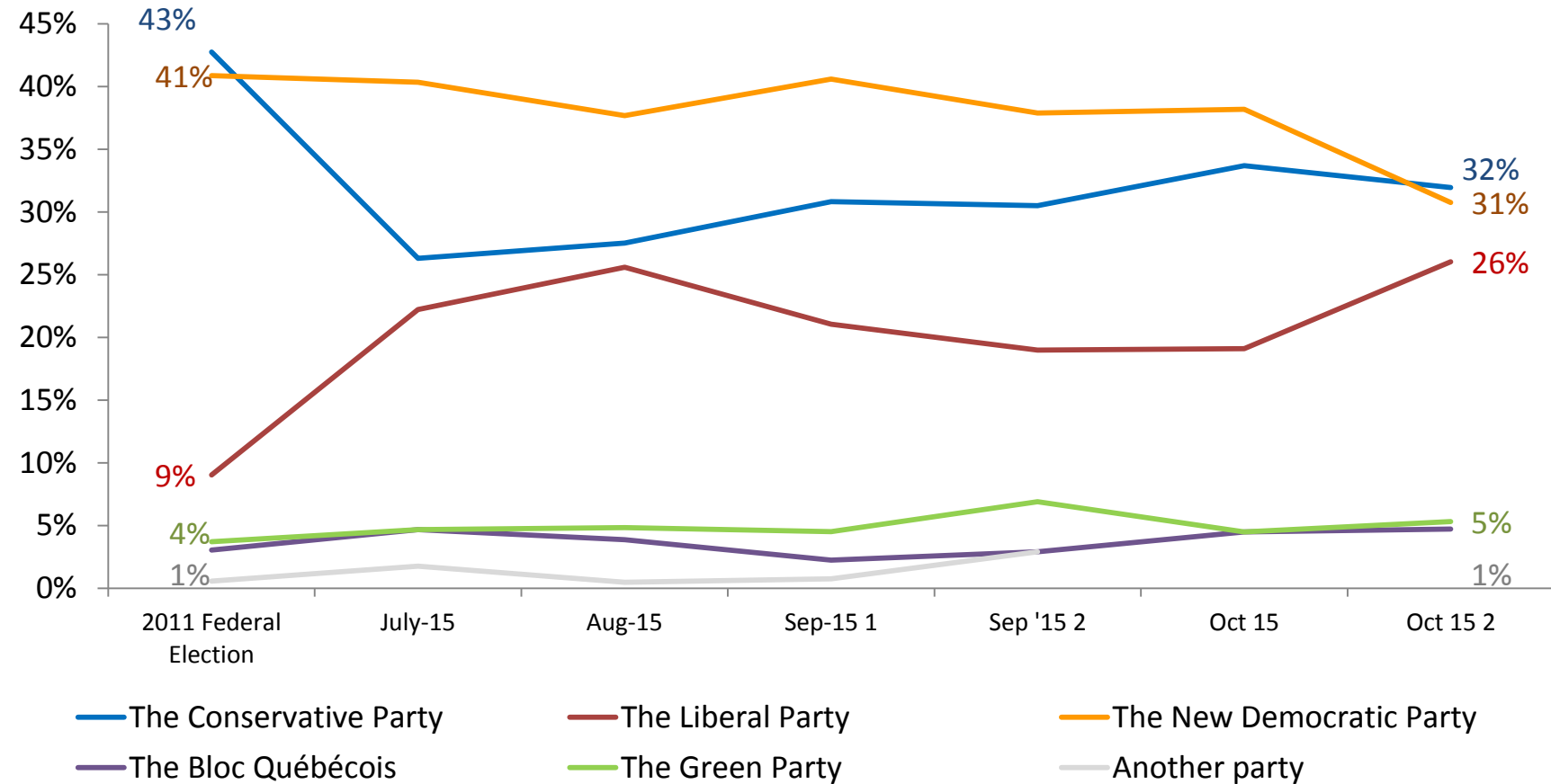
If a federal election were held today, which party would you vote for? In that case, which party do you lean toward slightly? [DECIDED VOTE]



CPC NDP Races: NDP, CPC both down nearly 10 points from 2011 results, close to a 3-way race in this wave

Q

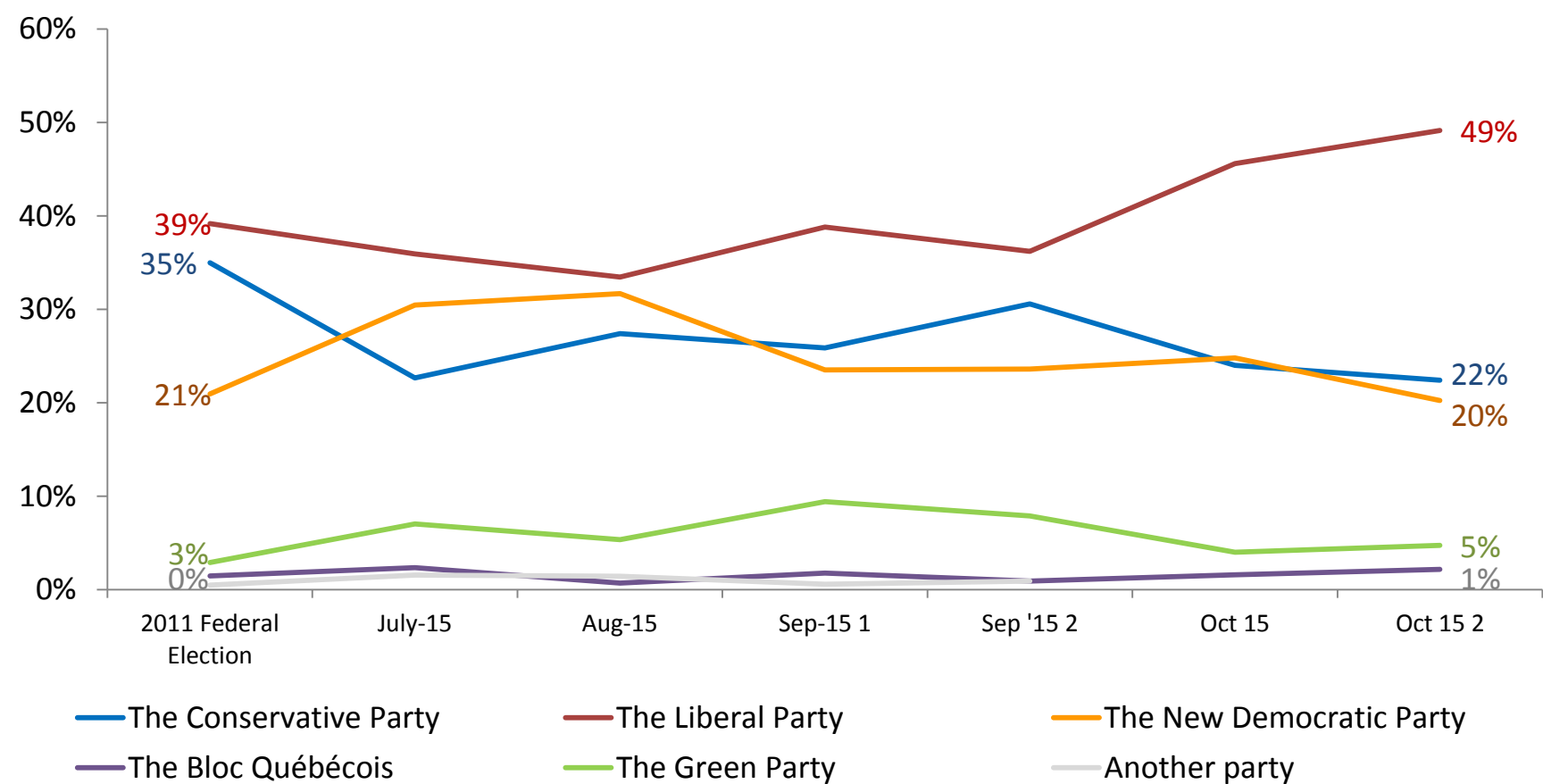
If a federal election were held today, which party would you vote for? In that case, which party do you lean toward slightly? [DECIDED VOTE]



LPC 2-way races/Strong wins: NDP and CPC jostling for second place in strong LPC districts, as LPC climbs ahead

Q

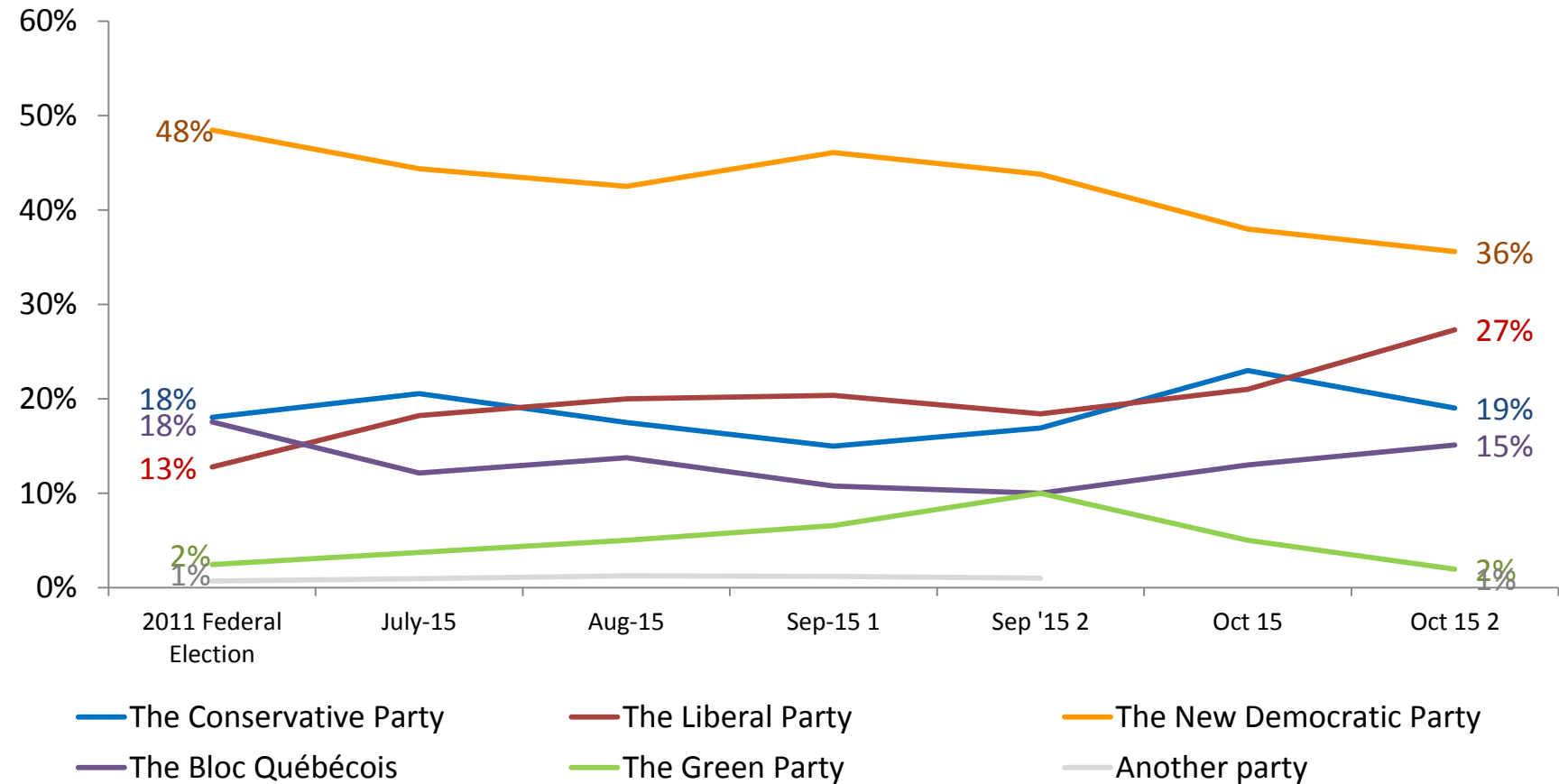
If a federal election were held today, which party would you vote for? In that case, which party do you lean toward slightly? [DECIDED VOTE]



NDP Strong wins: NDP maintaining lead, but down 12 points over 2011, LPC up 14 to compete for second place

Q

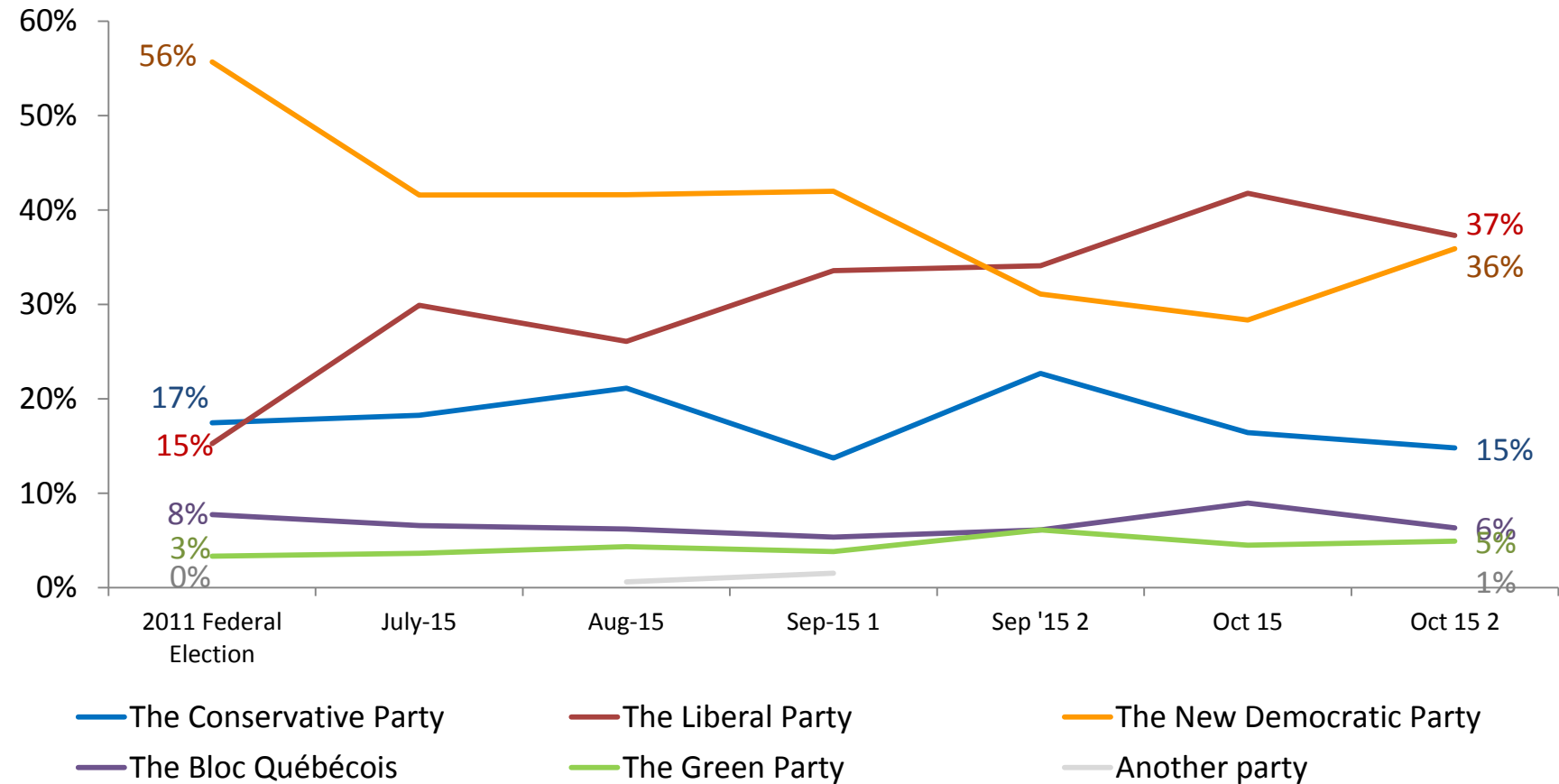
If a federal election were held today, which party would you vote for? In that case, which party do you lean toward slightly? [DECIDED VOTE]



NDP Blowouts: NDP has steadily lost ground in these safe seats and now in a close race with LPC

Q

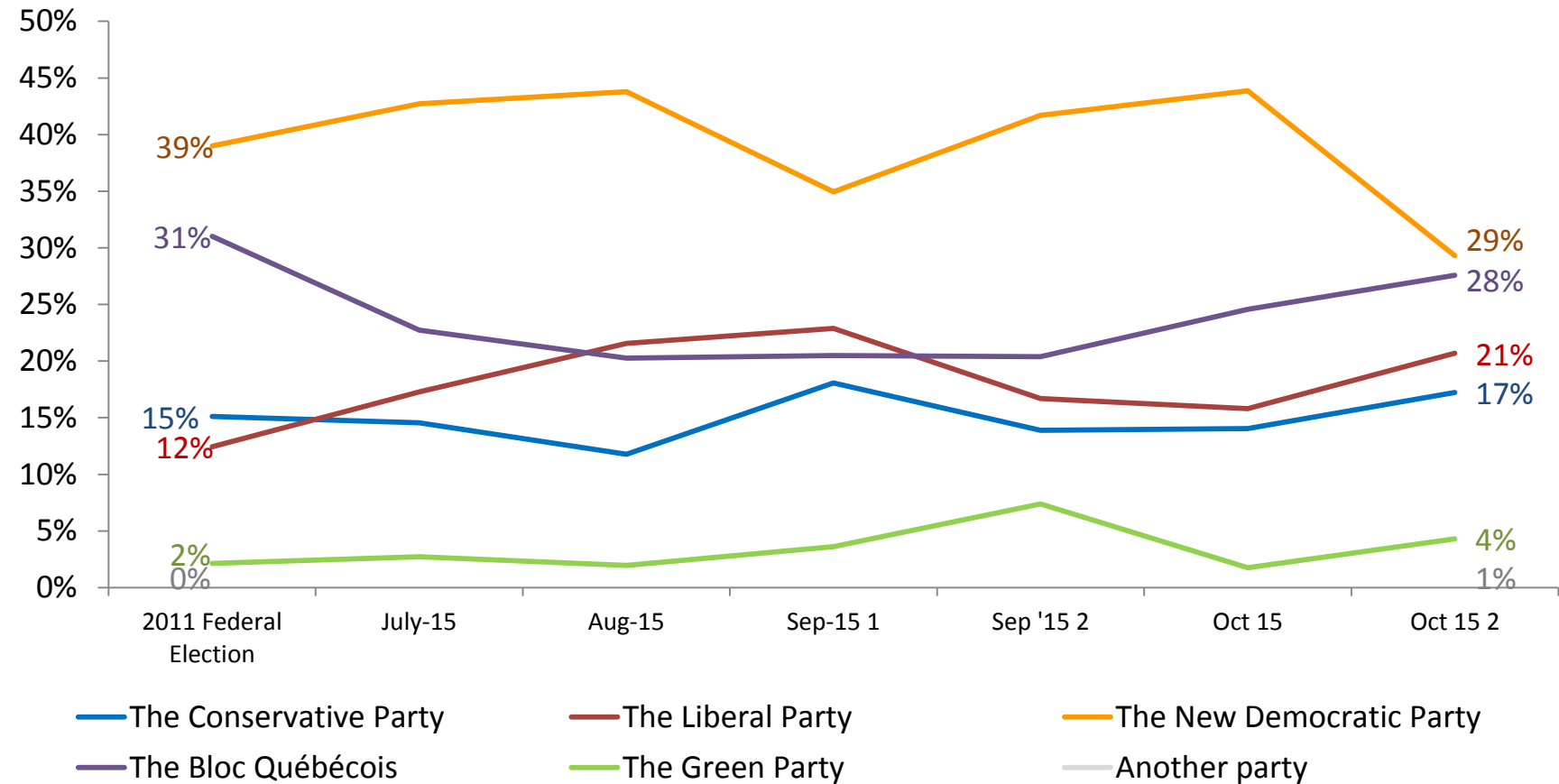
If a federal election were held today, which party would you vote for? In that case, which party do you lean toward slightly? [DECIDED VOTE]



BQ Competitive: BQ back within 3 points of their 2011 result, NDP down 10 points into a tight two-way race

Q

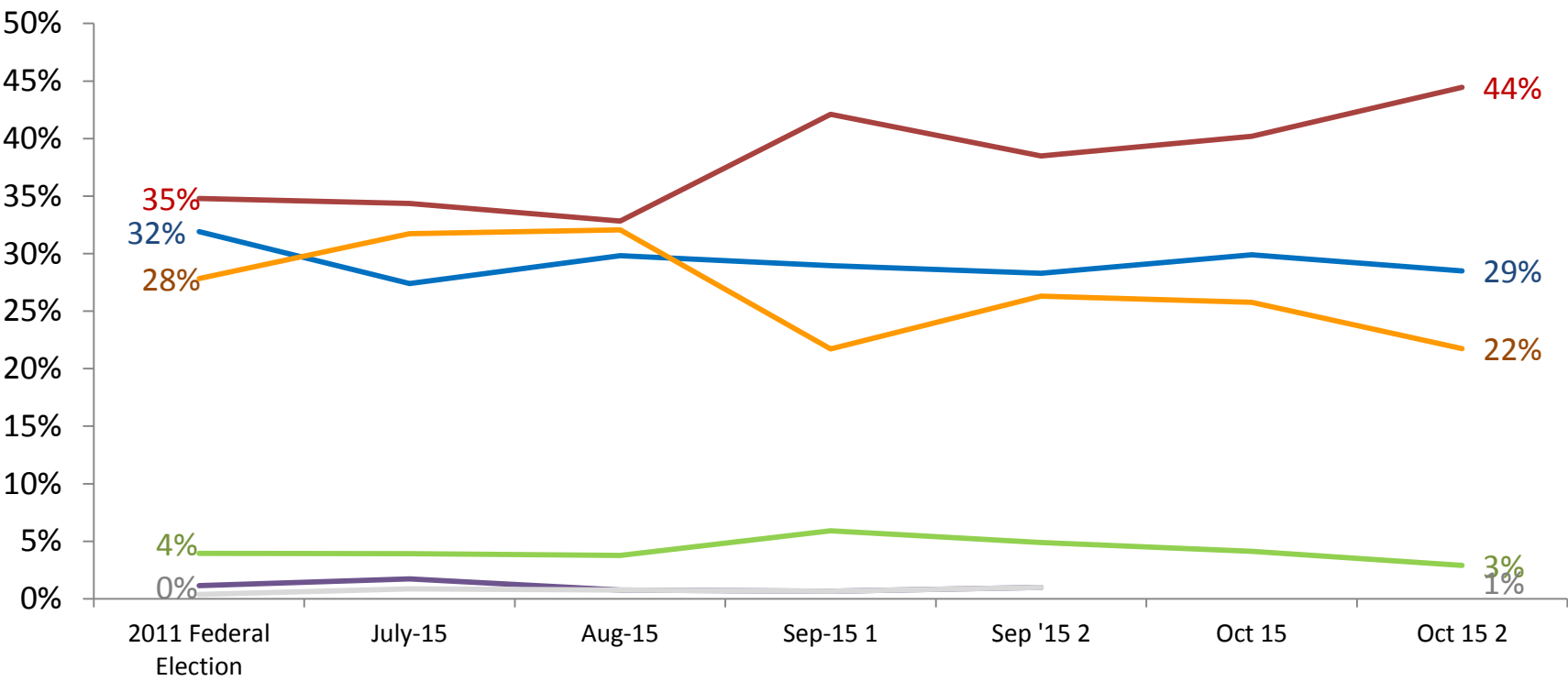
If a federal election were held today, which party would you vote for? In that case, which party do you lean toward slightly? [DECIDED VOTE]



NDP-LPC-CPC 3 way races: Liberals continuing to pull away in former 3-way races



If a federal election were held today, which party would you vote for? In that case, which party do you lean toward slightly? [DECIDED VOTE]



- The Conservative Party
- The Liberal Party
- The New Democratic Party
- The Bloc Québécois
- The Green Party
- Another party



Sub-regions

Subregions

- Many small regions have specific voting patterns. Examining the sample in specific sub-regions helps us to understand the state of the race with more clarity. INNOVATIVE has divided the map into 16 smaller regions:

Region	Subregion	Unweighted N	Weighted N	# Ridings*	Description
British Columbia	Lower Mainland	397	162	26	Metro Vancouver and the Fraser Valley
British Columbia	Vancouver Island	143	47	7	Vancouver Island and Powell River
British Columbia	Rest of BC	162	62	10	All of BC outside of the first two regions, Yukon
Alberta	Calgary/Edmonton	248	128	19	Calgary and Edmonton
Alberta	Rest of Alberta	104	83	15	Alberta outside of Calgary and Edmonton
Prairies	Winnipeg, Saskatoon, Regina	151	62	14	Cities of Winnipeg, Saskatoon and Regina
Prairies	Rest of Prairies	121	71	16	Manitoba and Saskatchewan outside of the 3 major cities in the above region
Ontario	Toronto	262	160	25	City of Toronto
Ontario	Rest of GTA	238	186	29	Surrounding Greater Toronto Area not including city of Toronto
Ontario	ON: South/West	311	206	32	Outside GTA, South and West Ontario
Ontario	ON: North/East	330	208	35	Outside GTA, North and East Ontario
Quebec	Montreal: Anglophone ridings	70	70	12	Federal Electoral Districts in Montreal with 50% or more anglophone population
Quebec	Montreal: Francophone ridings	201	138	23	Federal Electoral Districts in Montreal with less than 50% Anglophone population
Quebec	Quebec City and Area	127	85	13	Greater Quebec city and ridings that show Conservative strength south of the St. Lawrence
Quebec	Rest of Quebec	251	186	30	All areas of Quebec outside of the above regions
Atlantic	Atlantic	293	142	32	Newfoundland and Labrador, Prince Edward Island, Nova Scotia, New Brunswick

***Note:** 2011 Results are based on grouping ridings into regions. In some cases riding boundaries do not perfectly match regional boundaries. Rural ridings were classified into the more urban region which they overlap. A full list of ridings by region is available in the appendix.

Decided vote by Subregions – BC

		Conservative	Liberal	NDP	Bloc Quebecois	Green Party	Other
Lower mainland	2011 Election	46%	18%	30%		5%	1%
	July '15	30%	27%	32%		9%	1%
	Aug '15	34%	24%	32%		10%	1%
	Sept '15 1	36%	26%	28%		10%	1%
	Sept '15 2	36%	24%	29%		10%	0%
	Oct '15 1	35%	32%	28%		6%	0%
	Oct '15 2	30%	34%	29%		6%	0%
Vancouver Island	2011 Election	39%	8%	39%		14%	0%
	July '15	23%	21%	45%		11%	0%
	Aug '15	19%	24%	34%		21%	2%
	Sept '15 1	21%	18%	44%		18%	0%
	Sept '15 2	21%	13%	38%		26%	2%
	Oct '15 1	17%	22%	43%		17%	0%
	Oct '15 2	23%	23%	32%		20%	2%
Rest of BC	2011 Election	50%	9%	31%		8%	1%
	July '15	33%	26%	33%		8%	0%
	Aug '15	30%	28%	32%		9%	0%
	Sept '15 1	33%	19%	42%		7%	0%
	Sept '15 2	29%	22%	42%		7%	0%
	Oct '15 1	36%	27%	32%		5%	0%
	Oct '15 2	38%	23%	27%		11%	2%

Decided vote by Subregions – Alberta and Prairies

		Conservative	Liberal	NDP	Bloc Quebecois	Green Party	Other
Edmonton/ Calgary	2011 Election	60%	13%	19%		6%	2%
	July '15	39%	22%	34%		1%	3%
	Aug '15	39%	22%	33%		4%	2%
	Sept '15 1	43%	27%	25%		2%	2%
	Sept '15 2	42%	23%	31%		4%	1%
	Oct '15 1	48%	12%	36%		1%	3%
	Oct '15 2	40%	32%	21%		4%	3%
Rest of Alberta	2011 Election	75%	5%	14%		4%	1%
	July '15	55%	17%	23%		4%	0%
	Aug '15	51%	13%	29%		5%	1%
	Sept '15 1	53%	16%	25%		6%	0%
	Sept '15 2	54%	19%	20%		7%	0%
	Oct '15 1	52%	20%	20%		8%	0%
	Oct '15 2	57%	16%	20%		8%	0%
Winnipeg/Saskat oon/Regina	2011 Election	45%	18%	33%		3%	0%
	July '15	33%	23%	35%		9%	0%
	Aug '15	37%	30%	27%		5%	1%
	Sept '15 1	34%	36%	31%		0%	0%
	Sept '15 2	33%	33%	23%		11%	0%
	Oct '15 1	25%	38%	33%		5%	0%
	Oct '15 2	30%	39%	28%		4%	0%
Rest of prairies	2011 Election	60%	8%	28%		3%	0%
	July '15	49%	15%	24%		13%	0%
	Aug '15	46%	18%	28%		6%	2%
	Sept '15 1	37%	20%	23%		20%	0%
	Sept '15 2	40%	21%	21%		16%	2%
	Oct '15 1	50%	14%	21%		14%	0%
	Oct '15 2	43%	26%	24%		7%	0%

Decided vote by Subregions – Ontario

		Conservative	Liberal	NDP	Bloc Quebecois	Green Party	Other
Toronto	2011 Election	31%	35%	30%		3%	1%
	July '15	23%	30%	40%		6%	1%
	Aug '15	26%	31%	37%		5%	2%
	Sept '15 1	20%	42%	32%		5%	1%
	Sept '15 2	24%	43%	29%		3%	1%
	Oct '15 1	26%	47%	24%		2%	0%
	Oct '15 2	23%	48%	25%		2%	1%
Rest of GTA	2011 Election	48%	29%	19%		3%	0%
	July '15	29%	33%	32%		6%	0%
	Aug '15	34%	34%	28%		5%	0%
	Sept '15 1	39%	36%	18%		6%	1%
	Sept '15 2	42%	35%	16%		6%	1%
	Oct '15 1	33%	42%	17%		7%	1%
	Oct '15 2	35%	43%	18%		2%	1%
Ontario: South/West	2011 Election	47%	19%	29%		4%	1%
	July '15	35%	25%	31%		6%	3%
	Aug '15	36%	25%	30%		8%	1%
	Sept '15 1	29%	32%	30%		8%	2%
	Sept '15 2	33%	30%	22%		10%	4%
	Oct '15 1	36%	26%	29%		7%	1%
	Oct '15 2	30%	40%	21%		7%	3%
Ontario: North/East	2011 Election	46%	21%	26%		4%	1%
	July '15	35%	31%	27%		6%	1%
	Aug '15	29%	36%	26%		8%	2%
	Sept '15 1	27%	44%	23%		4%	2%
	Sept '15 2	33%	36%	24%		6%	1%
	Oct '15 1	23%	36%	32%		9%	0%
	Oct '15 2	34%	40%	20%		5%	1%

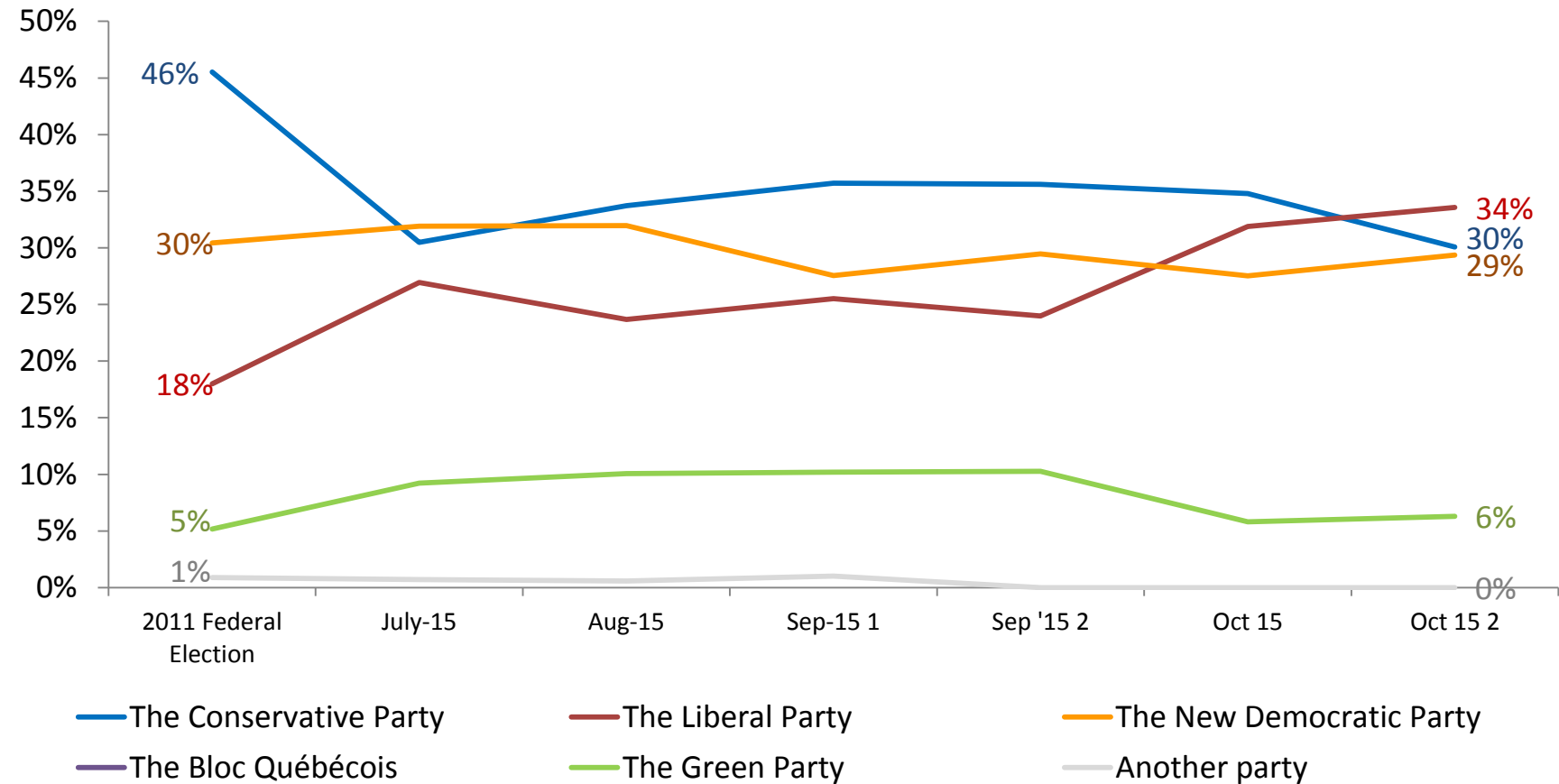
Decided vote by Subregions – Quebec/Atlantic

		Conservative	Liberal	NDP	Bloc Quebecois	Green Party	Other
Montreal: Anglophone ridings	2011 Election	17%	33%	35%	11%	3%	1%
	July '15	13%	33%	31%	17%	4%	1%
	Aug '15	26%	30%	38%	6%	0%	0%
	Sept '15 1	20%	35%	20%	18%	8%	0%
	Sept '15 2	20%	35%	38%	8%	0%	0%
	Oct '15 1	18%	46%	29%	4%	4%	0%
	Oct '15 2	14%	37%	31%	14%	5%	0%
Montreal: Francophone ridings	2011 Election	10%	16%	46%	26%	2%	0%
	July '15	14%	19%	42%	21%	4%	0%
	Aug '15	14%	23%	38%	22%	1%	1%
	Sept '15 1	10%	18%	46%	16%	9%	1%
	Sept '15 2	13%	15%	42%	14%	15%	2%
	Oct '15 1	15%	28%	36%	18%	3%	0%
	Oct '15 2	14%	30%	30%	24%	2%	1%
Quebec City Area	2011 Election	31%	7%	38%	20%	2%	2%
	July '15	41%	11%	31%	14%	2%	2%
	Aug '15	24%	26%	34%	13%	2%	1%
	Sept '15 1	30%	13%	41%	11%	5%	0%
	Sept '15 2	38%	8%	32%	15%	4%	3%
	Oct '15 1	32%	15%	24%	26%	3%	0%
	Oct '15 2	33%	18%	15%	26%	6%	1%
Rest of Quebec	2011 Election	15%	10%	45%	27%	2%	1%
	July '15	15%	19%	44%	20%	3%	1%
	Aug '15	14%	17%	47%	19%	2%	1%
	Sept '15 1	12%	22%	43%	20%	3%	0%
	Sept '15 2	14%	19%	41%	20%	6%	0%
	Oct '15 1	17%	16%	40%	24%	2%	0%
	Oct '15 2	17%	22%	37%	21%	2%	1%
Atlantic	2011 Election	39%	31%	28%		3%	0%
	July '15	27%	38%	29%		5%	1%
	Aug '15	25%	41%	28%		5%	1%
	Sept '15 1	24%	38%	30%		5%	2%
	Sept '15 2	23%	47%	23%		8%	0%
	Oct '15 1	27%	43%	20%		10%	0%
	Oct '15 2	23%	48%	23%		6%	1%

Lower Mainland/Fraser Valley: CPC down 16 points from 2011; Liberals in first in a tight 3-way race

Q

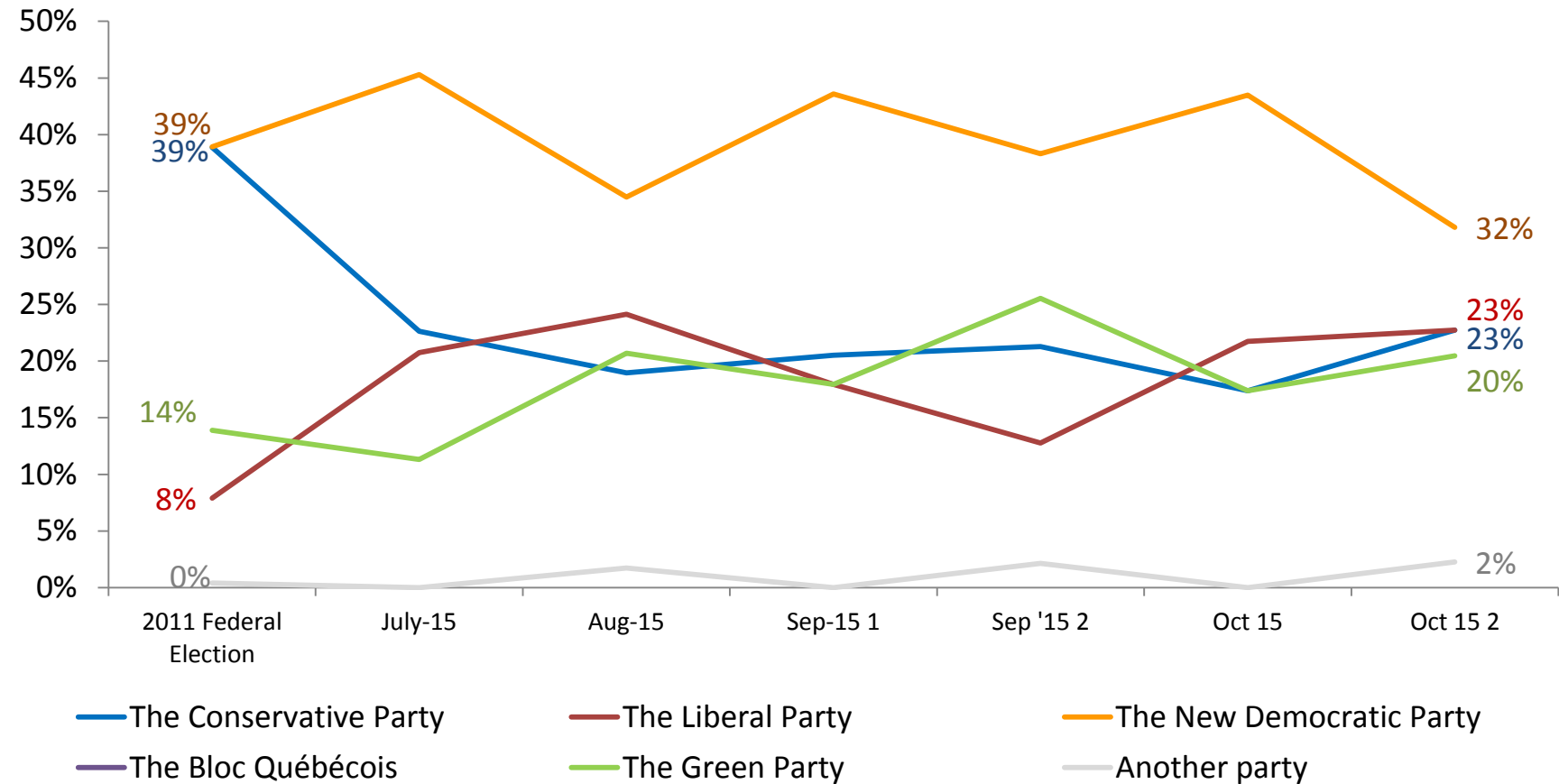
If a federal election were held today, which party would you vote for? In that case, which party do you lean toward slightly? [DECIDED VOTE]



Vancouver Island: NDP in clear lead with CPC down 16 points over 2011

Q

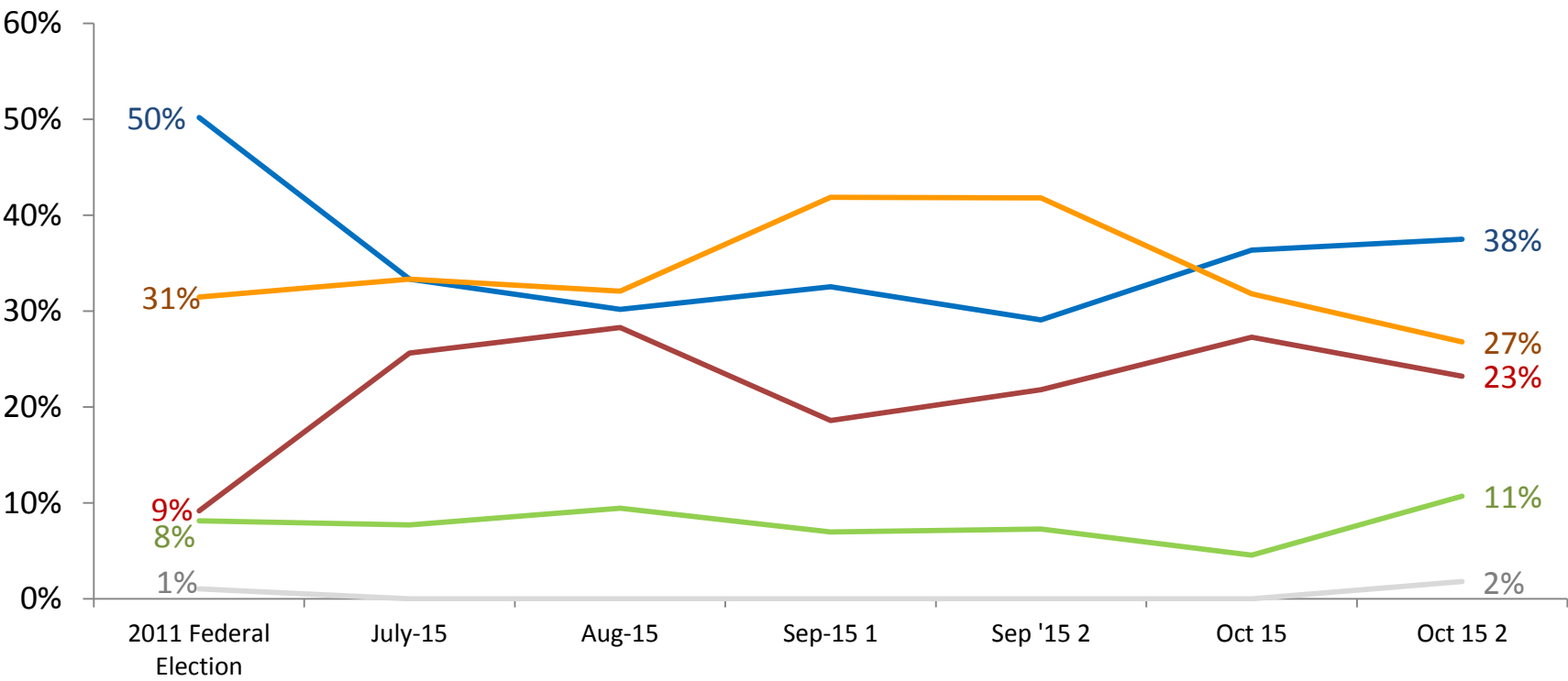
If a federal election were held today, which party would you vote for? In that case, which party do you lean toward slightly? [DECIDED VOTE]



Rest of BC: Green make gains in Rest of BC at expense of Liberals and NDP



If a federal election were held today, which party would you vote for? In that case, which party do you lean toward slightly? [DECIDED VOTE]



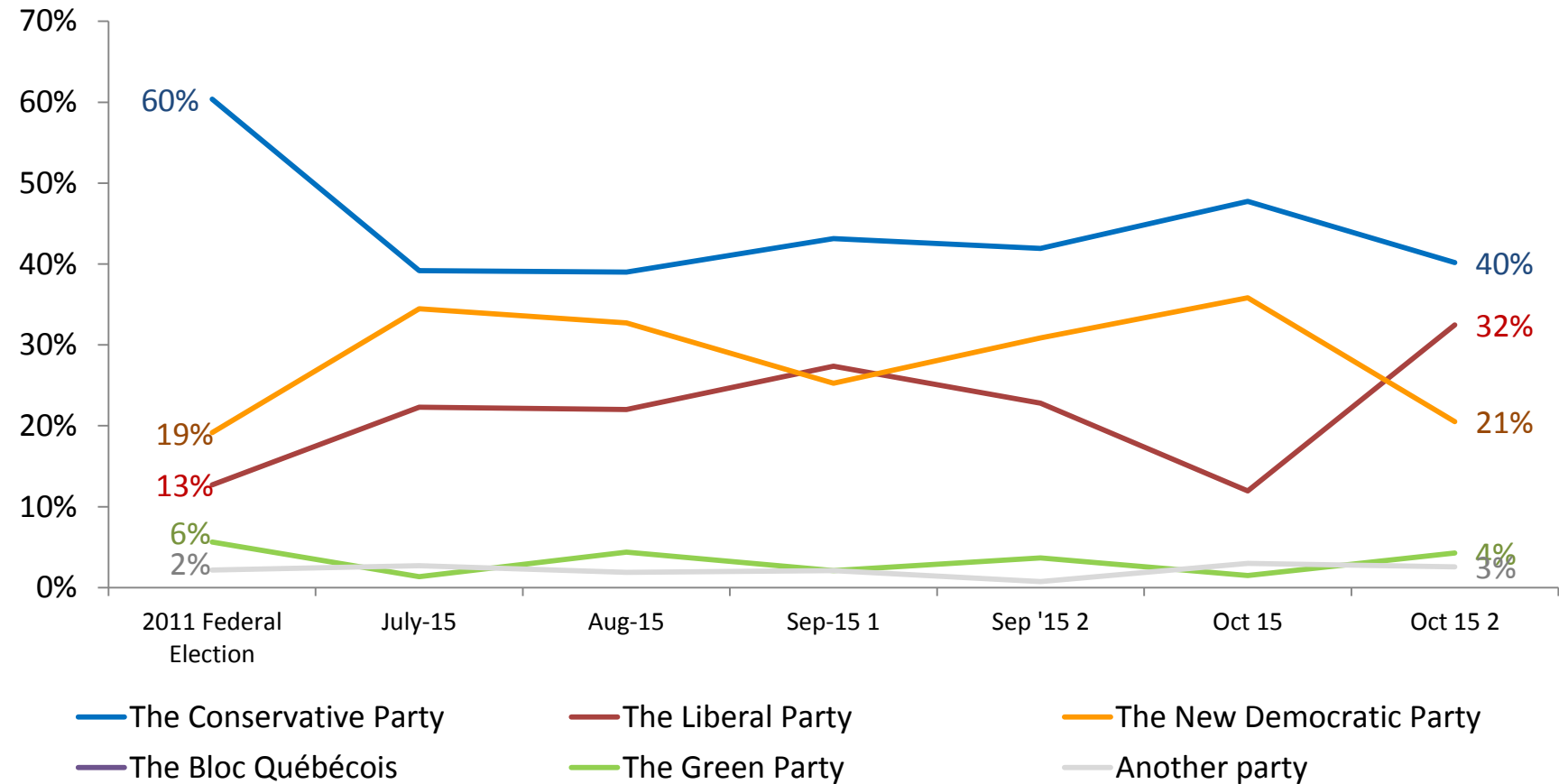
- The Conservative Party
- The Liberal Party
- The New Democratic Party
- The Bloc Québécois
- The Green Party
- Another party



Calgary and Edmonton: CPC down 20 points from 2011 results, LPC challenging for second in this latest wave

Q

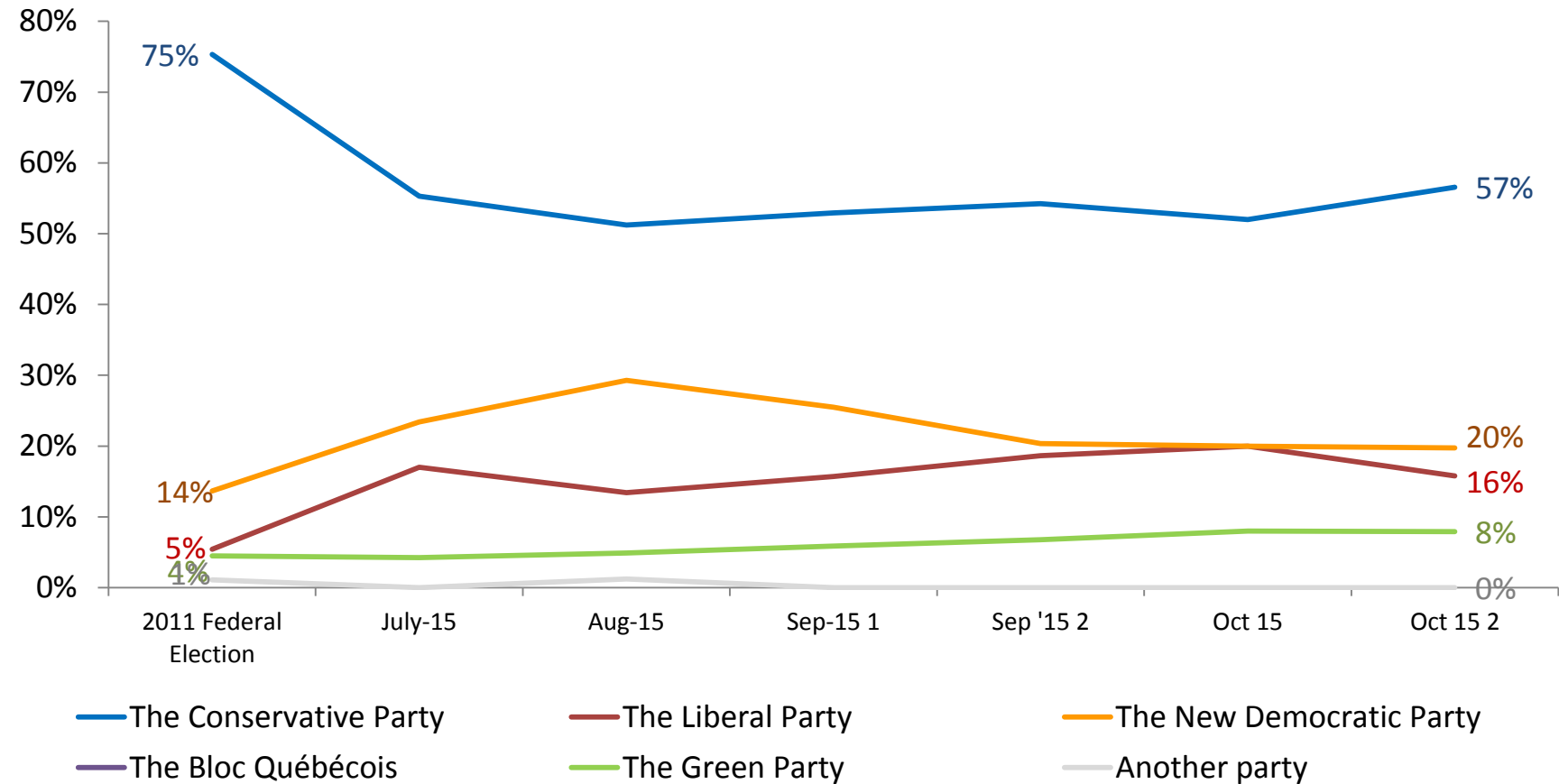
If a federal election were held today, which party would you vote for? In that case, which party do you lean toward slightly? [DECIDED VOTE]



Rest of Alberta: in Alberta outside the two major cities, CPC down 18 points from 2011 but remains dominant

Q

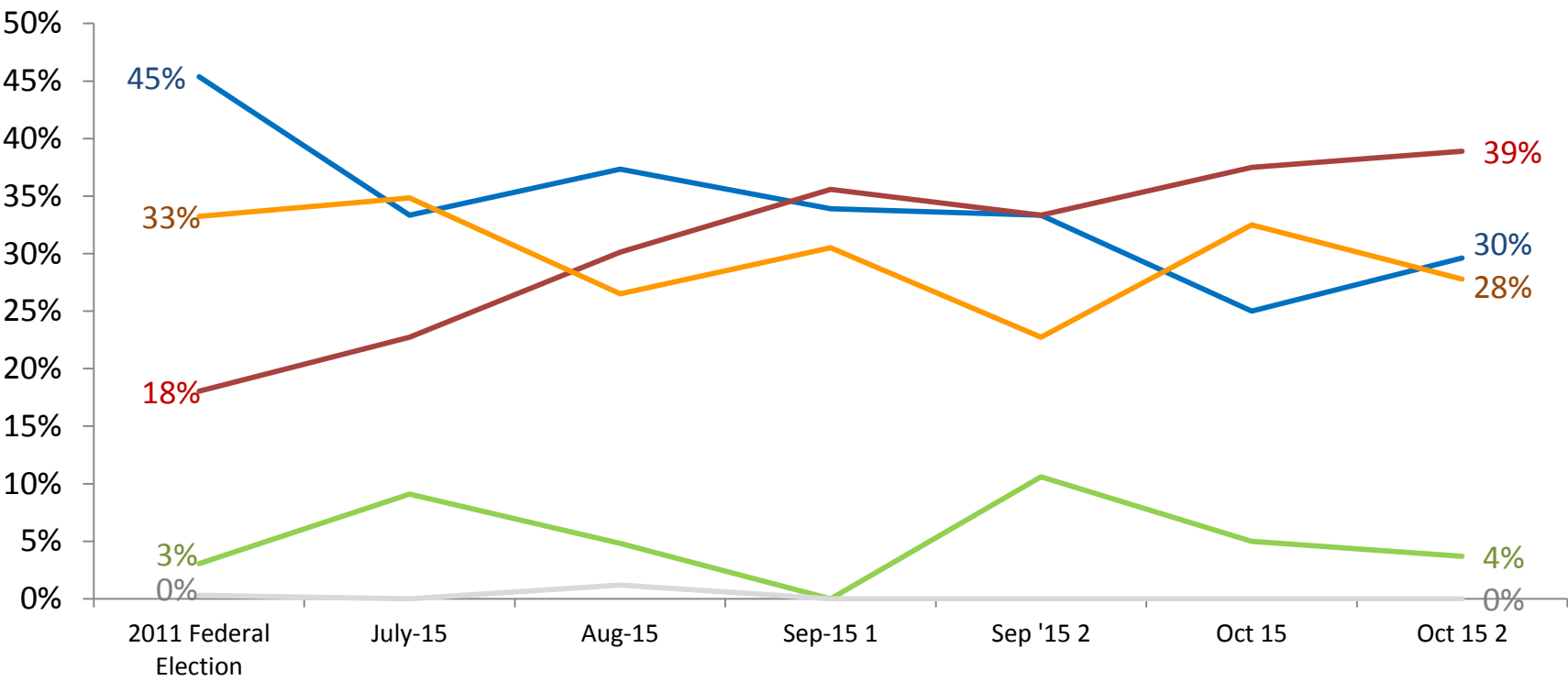
If a federal election were held today, which party would you vote for? In that case, which party do you lean toward slightly? [DECIDED VOTE]



Winnipeg, Saskatoon, Regina: LPC up 21 points from 2011, now 9 points above second place CPC



If a federal election were held today, which party would you vote for? In that case, which party do you lean toward slightly? [DECIDED VOTE]

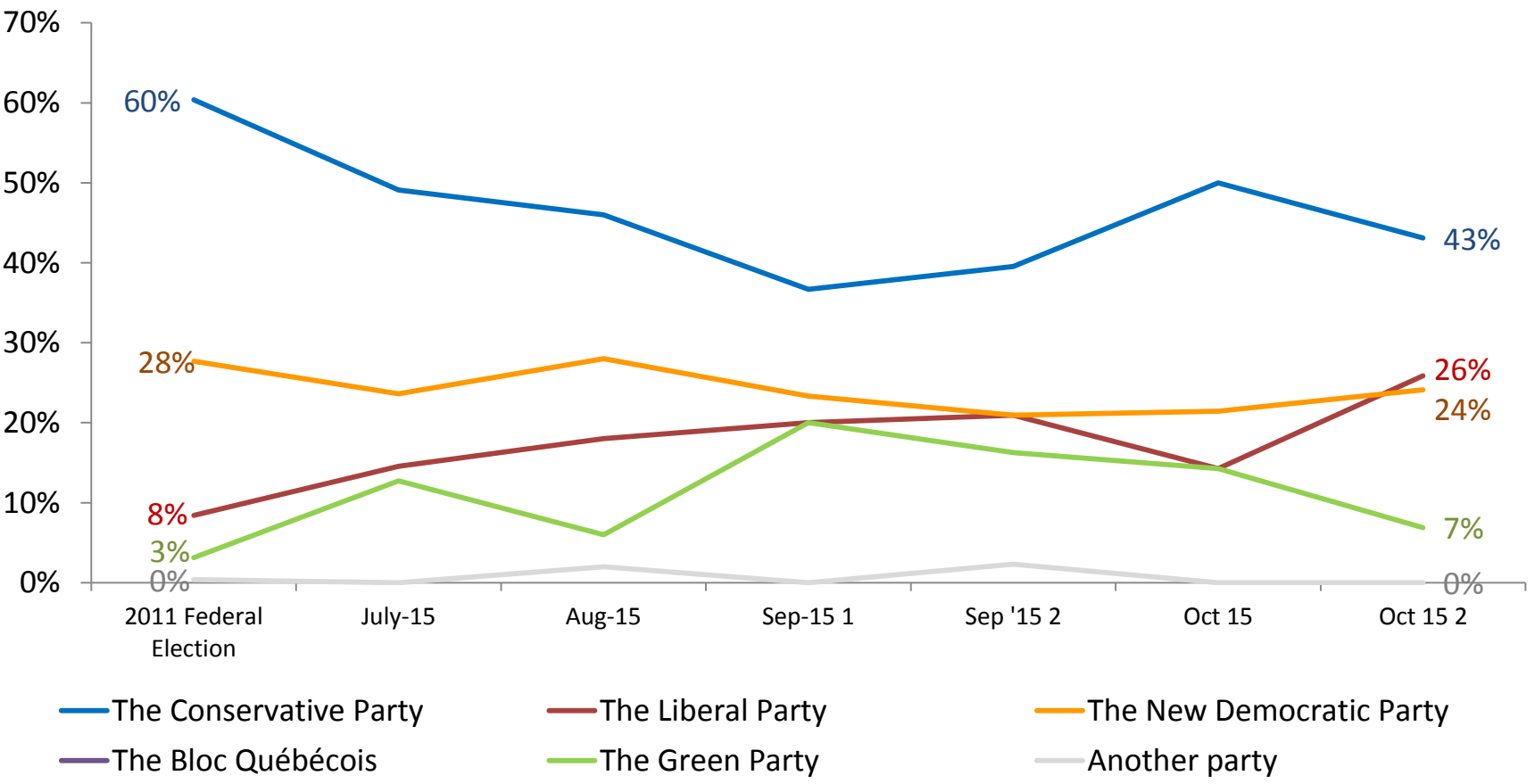


- The Conservative Party
- The Liberal Party
- The New Democratic Party
- The Bloc Québécois
- The Green Party
- Another party

Rest of Prairies: CPC down 17 points over 2011 result but remain 17 points above second place LPC



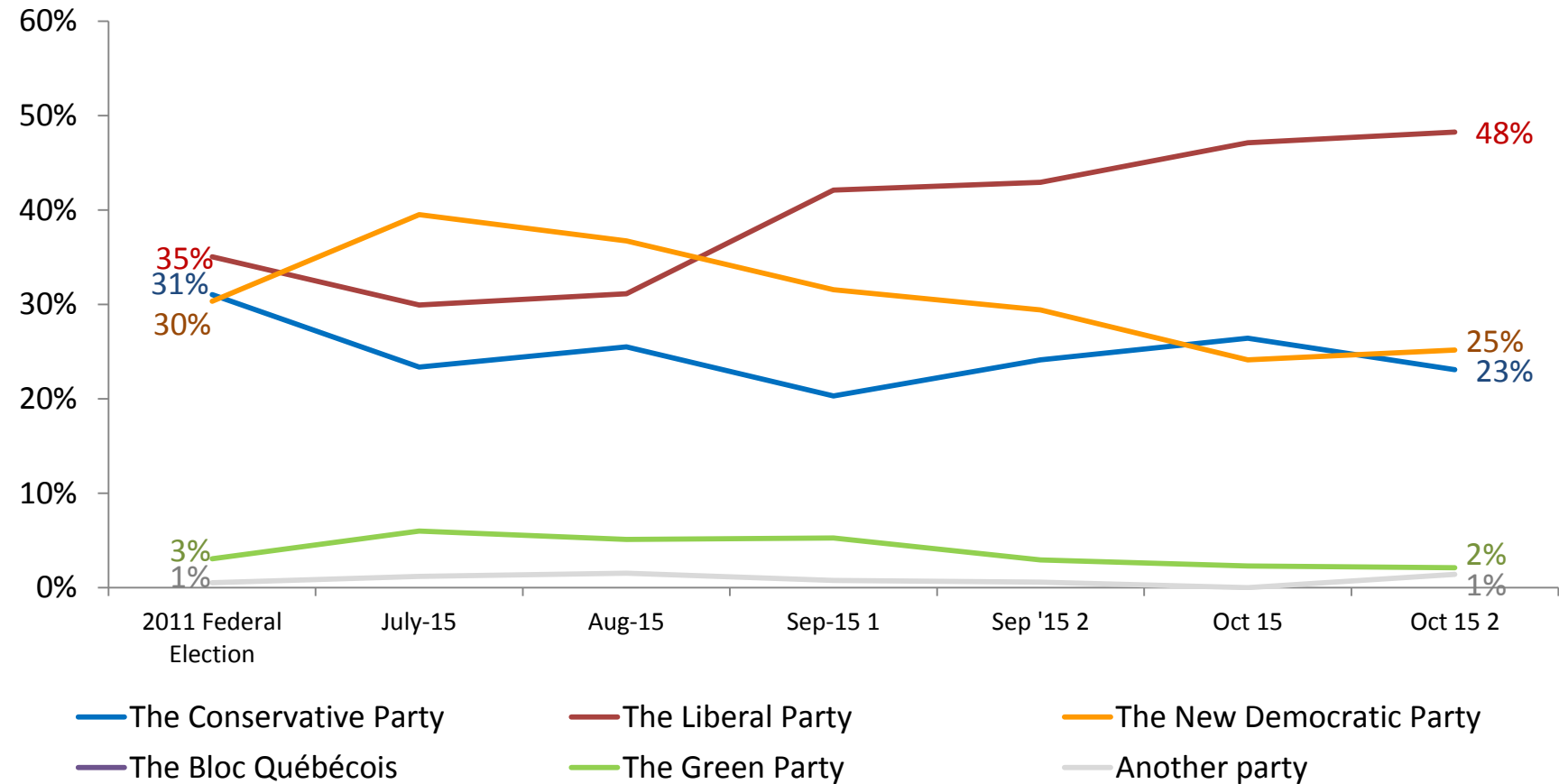
If a federal election were held today, which party would you vote for? In that case, which party do you lean toward slightly? [DECIDED VOTE]



Toronto: from a tight 3-way race in 2011 the Liberals are now 23 points ahead of second place NDP

Q

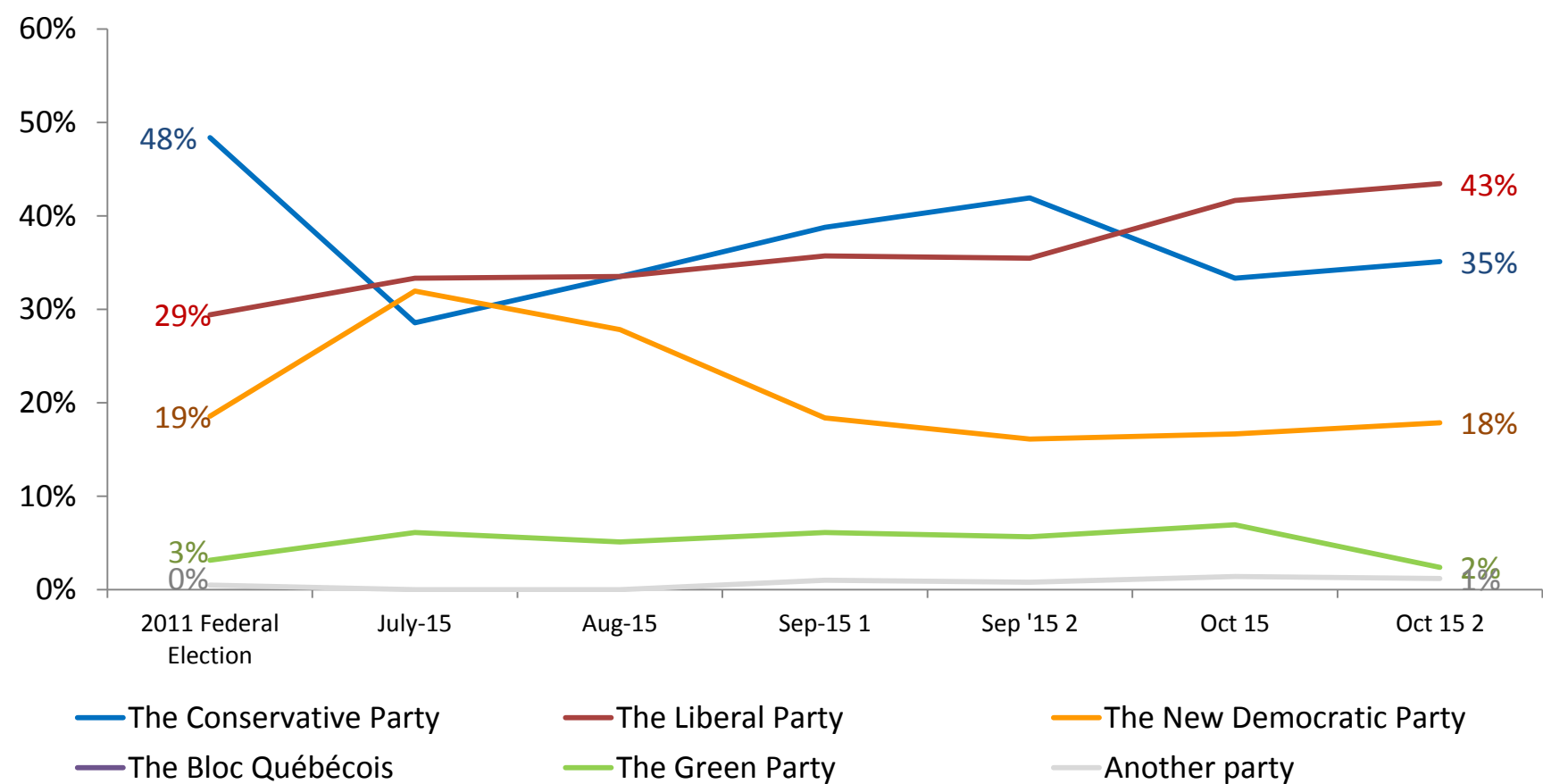
If a federal election were held today, which party would you vote for? In that case, which party do you lean toward slightly? [DECIDED VOTE]



Rest of GTA: CPC 2nd place in Metro belt as LPC keeps gaining, giving Liberals an 8 point lead this week

Q

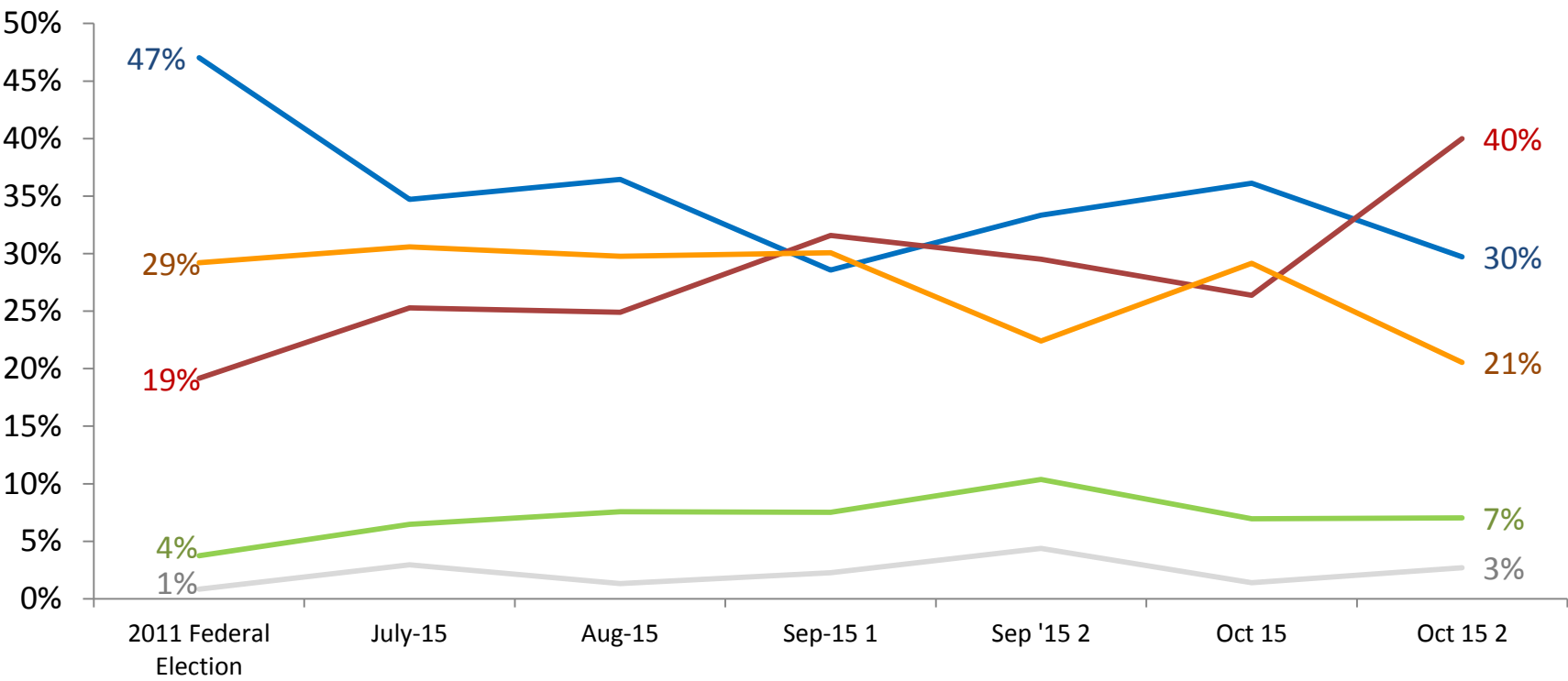
If a federal election were held today, which party would you vote for? In that case, which party do you lean toward slightly? [DECIDED VOTE]



South/West Ontario: LPC pulls ahead in this wave, leading by 10 points over second place CPC



If a federal election were held today, which party would you vote for? In that case, which party do you lean toward slightly? [DECIDED VOTE]



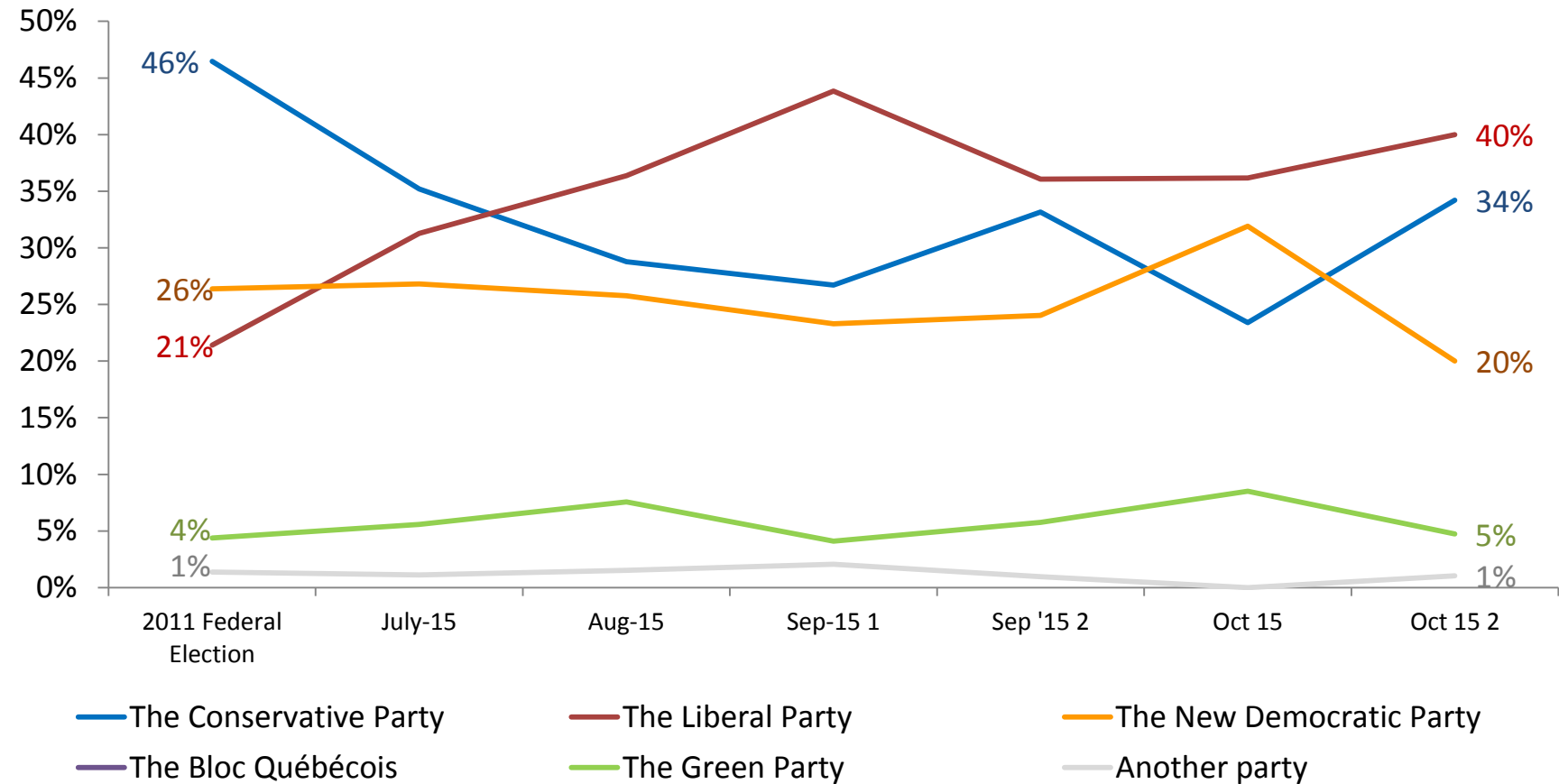
- The Conservative Party
- The Liberal Party
- The New Democratic Party
- The Bloc Québécois
- The Green Party
- Another party



North/East Ontario: LPC out front CPC and NDP trading second place in last 3 waves

Q

If a federal election were held today, which party would you vote for? In that case, which party do you lean toward slightly? [DECIDED VOTE]

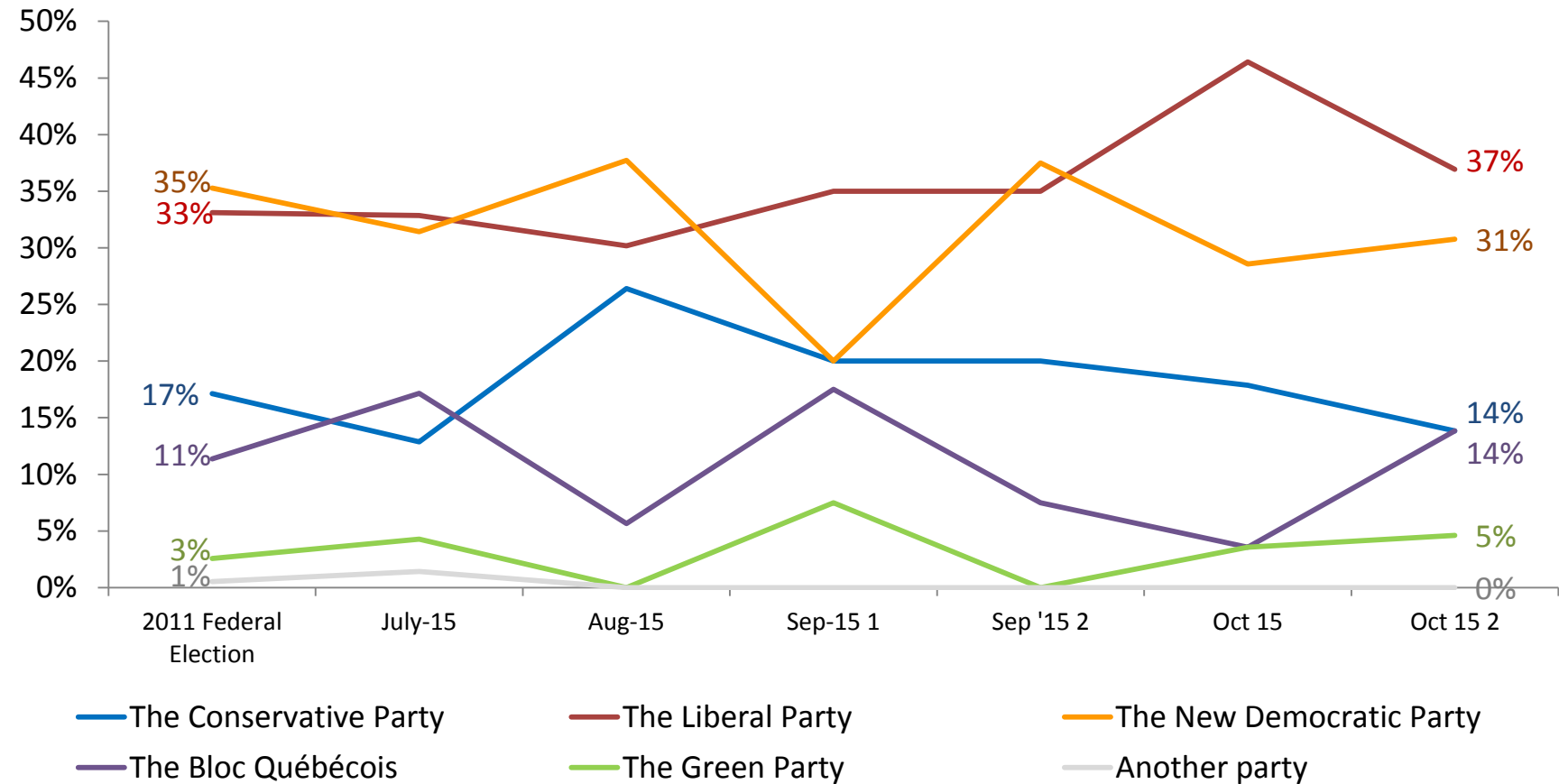


Montreal - Anglophone Ridings: in majority English

Montreal ridings a close LPC-NDP race

Q

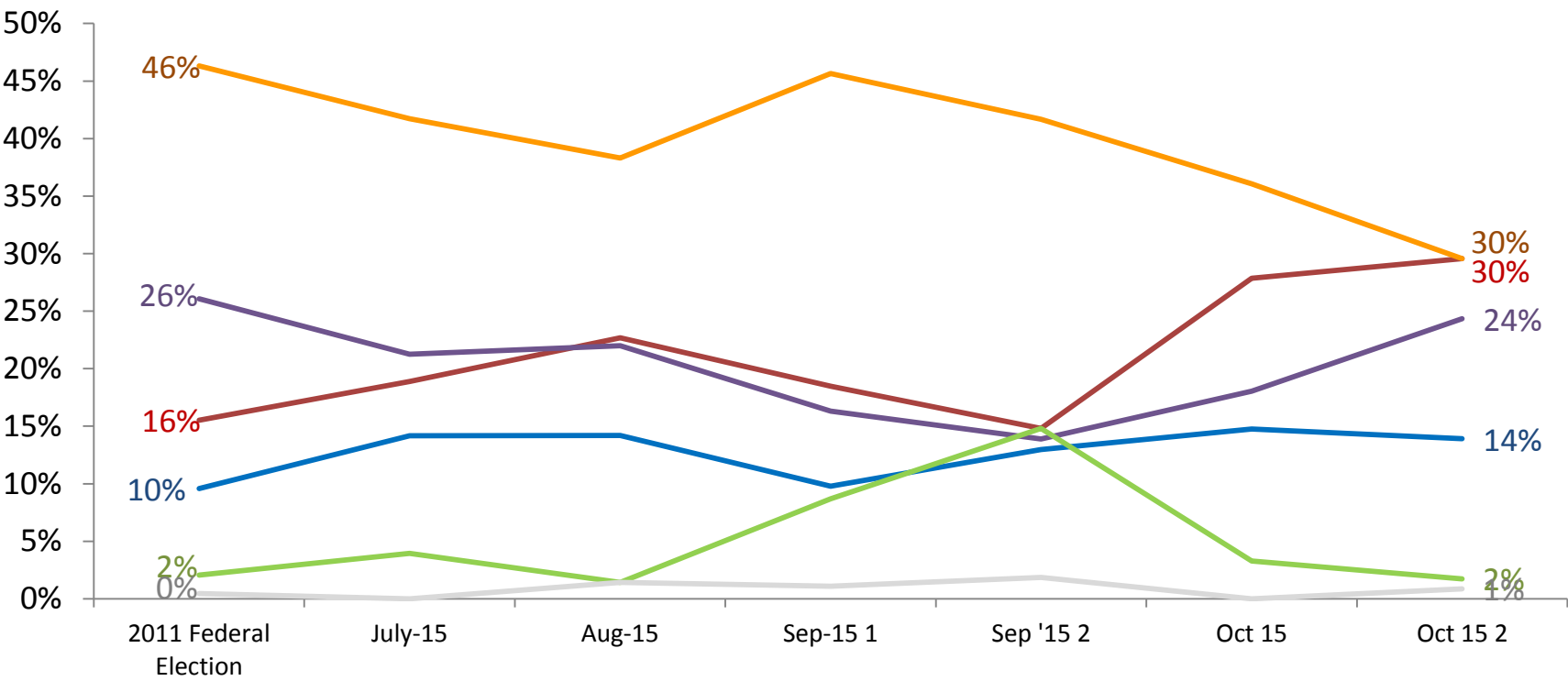
If a federal election were held today, which party would you vote for? In that case, which party do you lean toward slightly? [DECIDED VOTE]



Montreal – Francophone Ridings: turning into 3-way race as LPC gains, NDP drops, and BQ returns to 2011 levels



If a federal election were held today, which party would you vote for? In that case, which party do you lean toward slightly? [DECIDED VOTE]

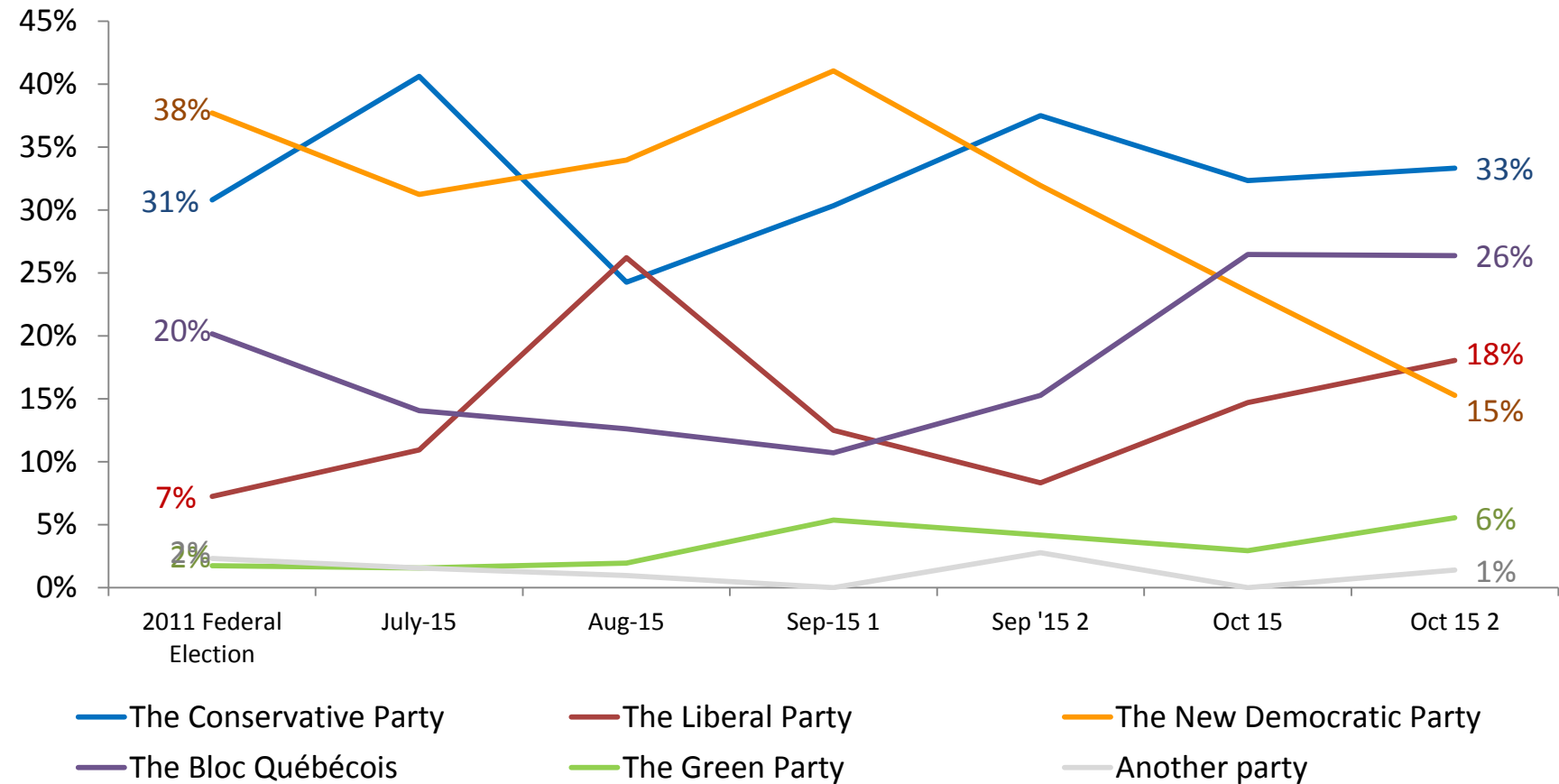


- The Conservative Party
- The Liberal Party
- The New Democratic Party
- The Bloc Québécois
- The Green Party
- Another party

Quebec City and Area: CPC steady from 2011 levels but NDP down 23 points from first place in 2011

Q

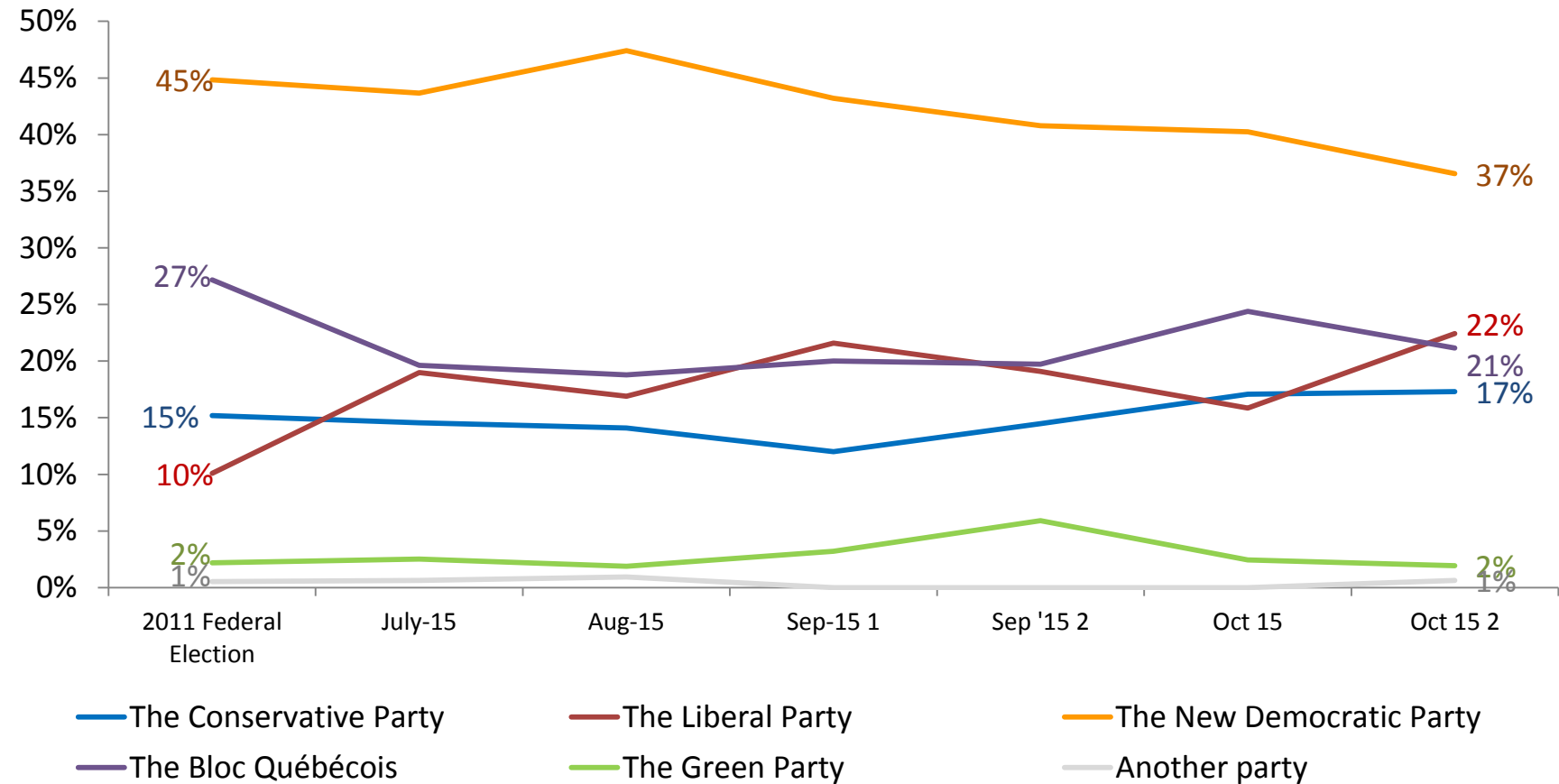
If a federal election were held today, which party would you vote for? In that case, which party do you lean toward slightly? [DECIDED VOTE]



Rest of Quebec: NDP down 3 points from 2011 but maintaining a strong lead

Q

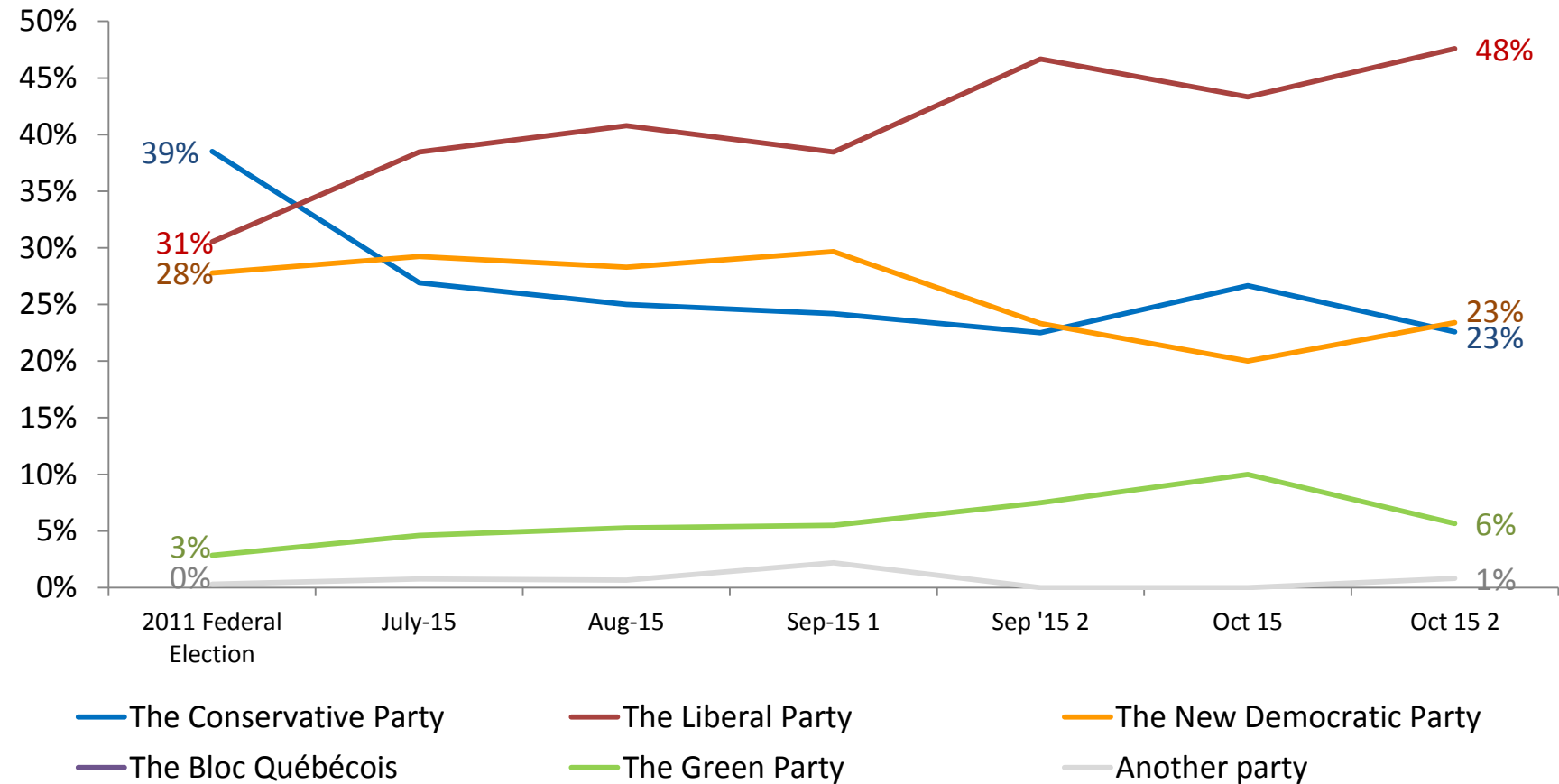
If a federal election were held today, which party would you vote for? In that case, which party do you lean toward slightly? [DECIDED VOTE]



Atlantic: Liberals maintain large lead, NDP and CPC 25 points back

Q

If a federal election were held today, which party would you vote for? In that case, which party do you lean toward slightly? [DECIDED VOTE]

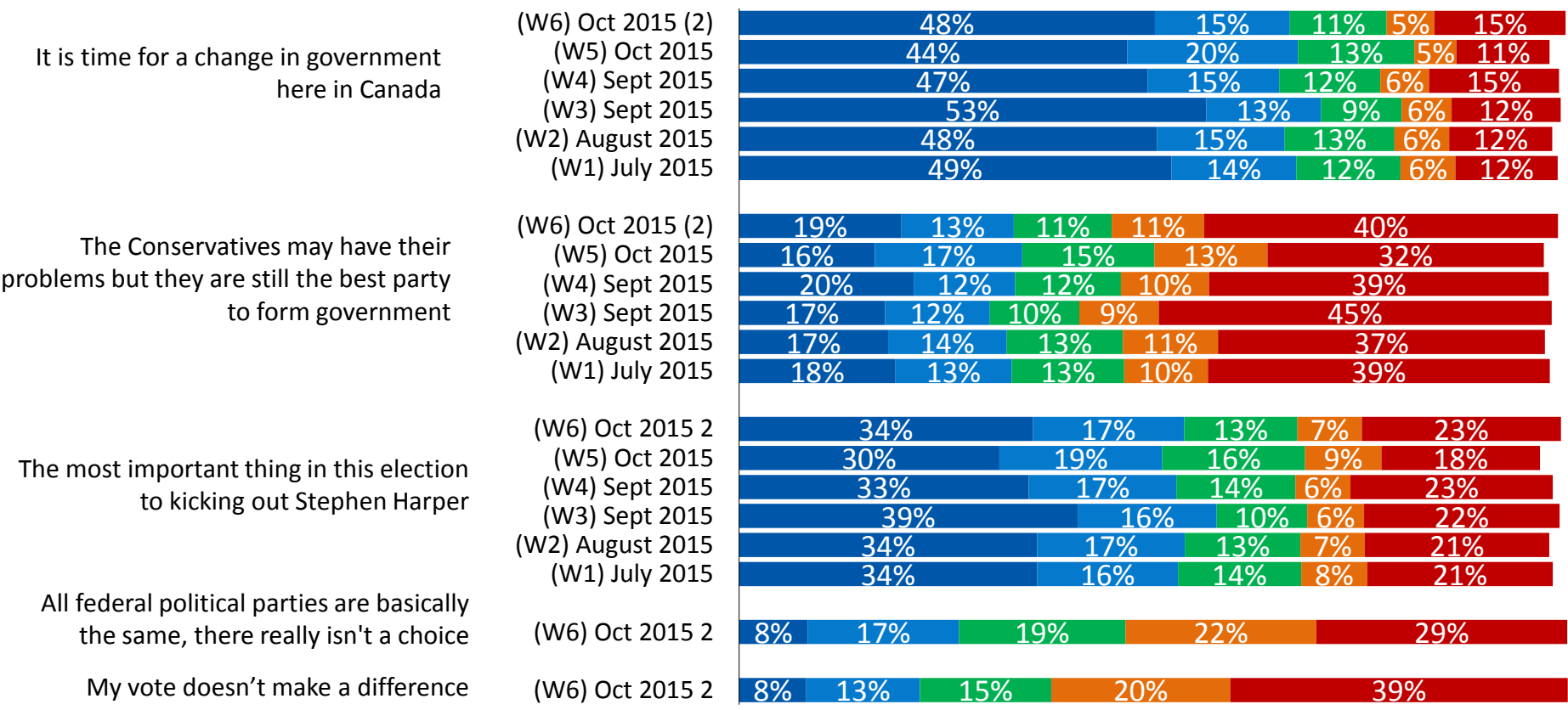


Attitudes

Key attitudes: Time for a change sentiment steady, six-in-ten (59%) think their vote makes a difference

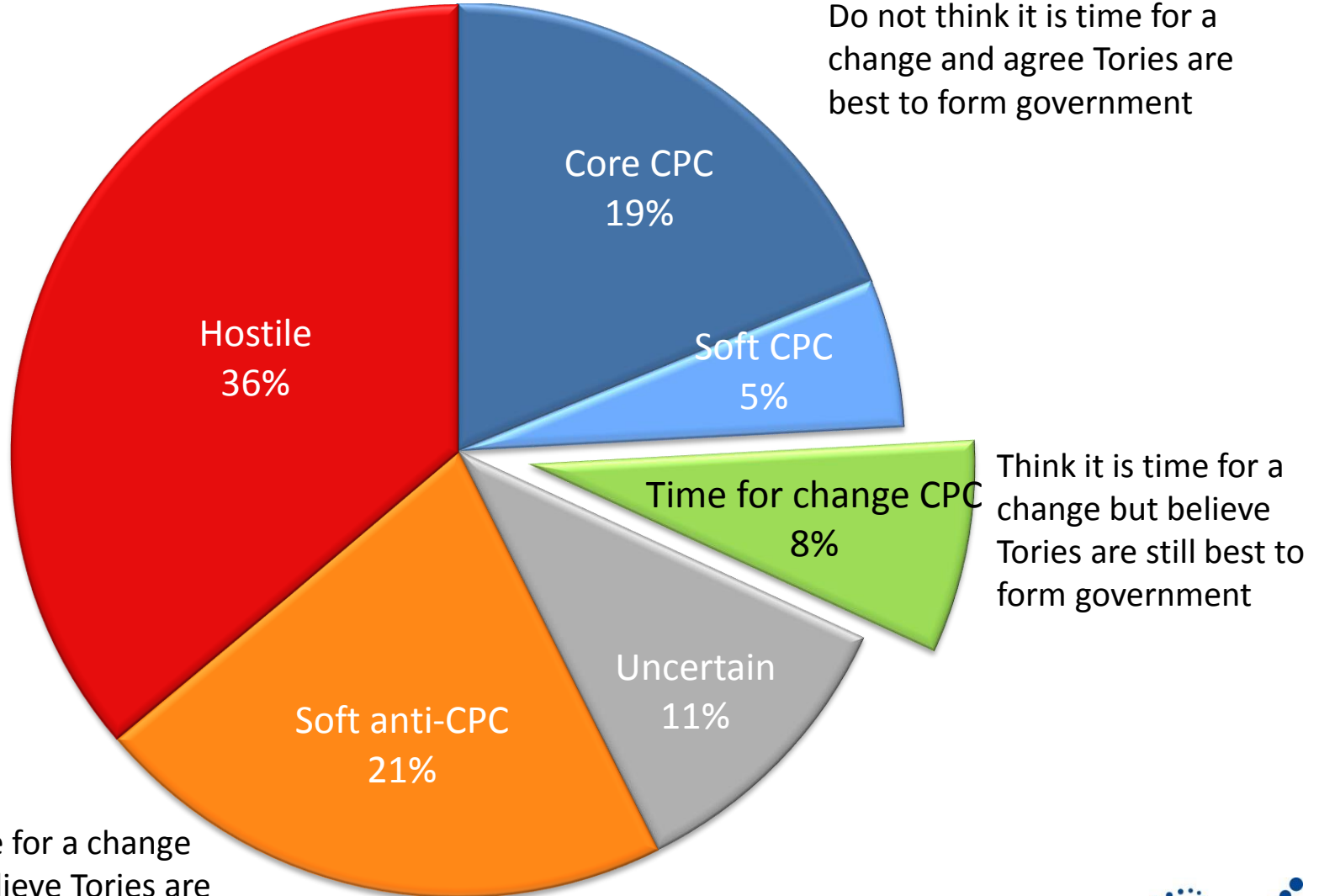


Do you agree or disagree with the following statements?



■ Strongly agree ■ Somewhat agree ■ Neither agree nor disagree
■ Somewhat disagree ■ Strongly disagree

Time for Change Segmentation



Plurality (37%) of Time for change Tories plan to vote CPC, 32% would vote LPC and just 16% NDP

Time for a change segmentations

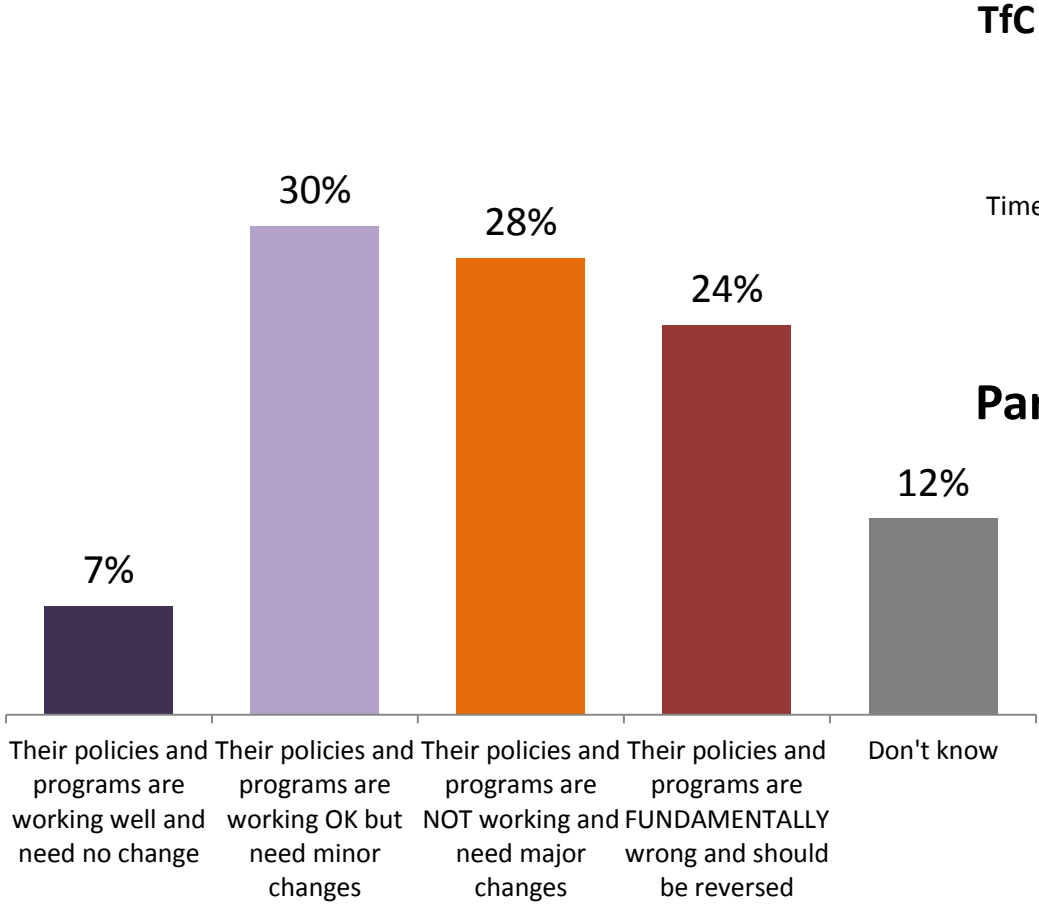
	Core CPC	Soft CPC	Time-for-change CPC	Uncertain	Soft anti-CPC	Hostile
CPC	95%	72%	37%	9%	3%	0%
Liberal	1%	8%	32%	14%	41%	48%
NDP	1%	4%	16%	10%	28%	36%
Bloc Quebecois	1%	6%	5%	2%	7%	6%
Green/Other	1%	4%	5%	4%	8%	6%
Undecided/ Would not vote	1%	6%	6%	61%	13%	4%

Combined Vote

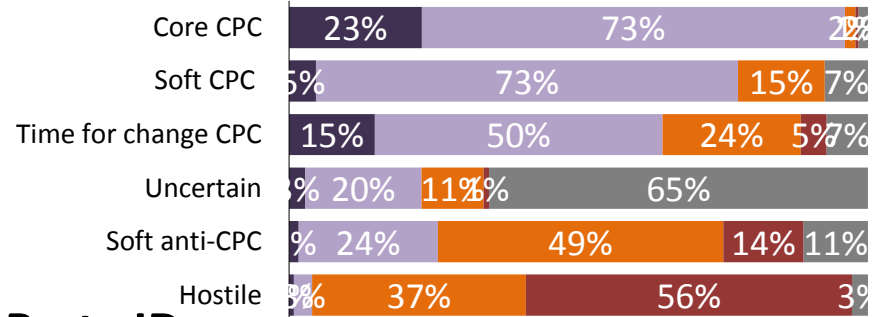
CPC Policy: even among core CPC few see no need for change, unaligned lean to major change but more don't know



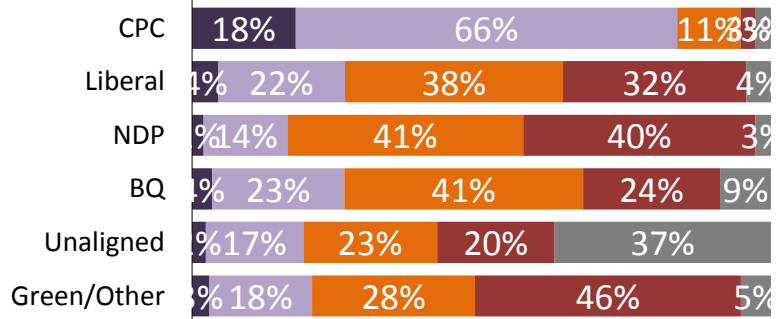
Which of the following statements regarding the policies and programs of the federal Conservative government comes closest to your own views?



TfC Segments



Party ID



- Working well, no change
- Working OK, minor change
- Not working, major changes
- Fundamentally wrong, should reverse
- Don't know

Of those who think CPC policy is “fundamentally wrong”, Liberals (45%) win over NDP (36%)

View on CPC government policy

	Working well, no change	Working OK, minor changes	Not working, major changes	Fundamentally wrong, reverse	Don't Know
CPC	74%	62%	6%	1%	10%
Liberal	17%	18%	43%	45%	15%
NDP	6%	10%	29%	36%	12%
Bloc Quebecois	2%	4%	7%	4%	3%
Green/Other	1%	3%	8%	8%	3%
Undecided/ Would not vote	1%	5%	8%	6%	58%

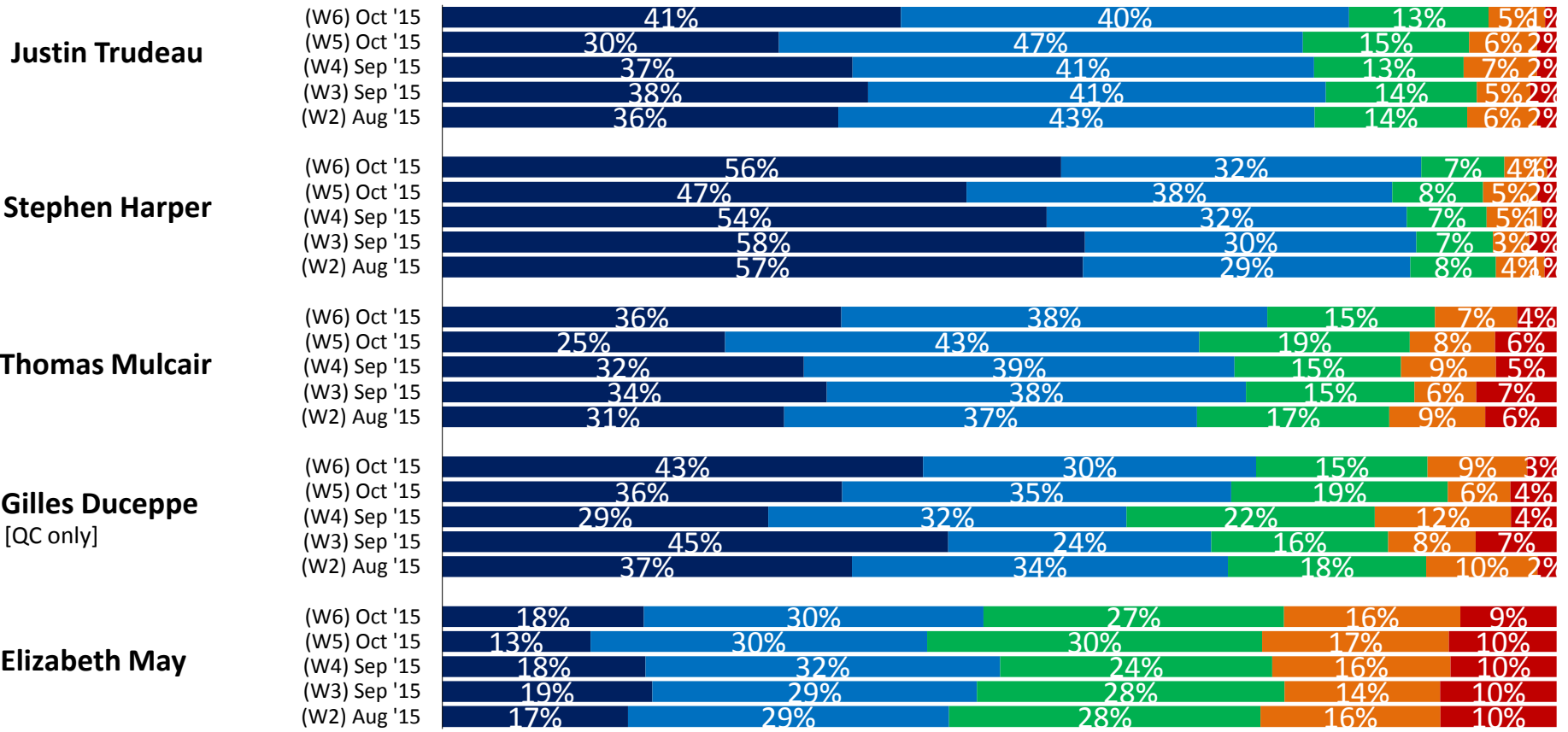
Combined Vote

Leadership

Leader familiarity: now 41% very familiar with Trudeau, highest levels since tracking began



Now we are going to provide you with several names of public figures active in politics. How familiar are you with each of the following people? [Duceppe: Aug '15, n=479; W3, Sep '15 [1], n=359; W4, Sep '15 [2], n=478; Oct '15 n=239; W6, Oct '15 n=478]



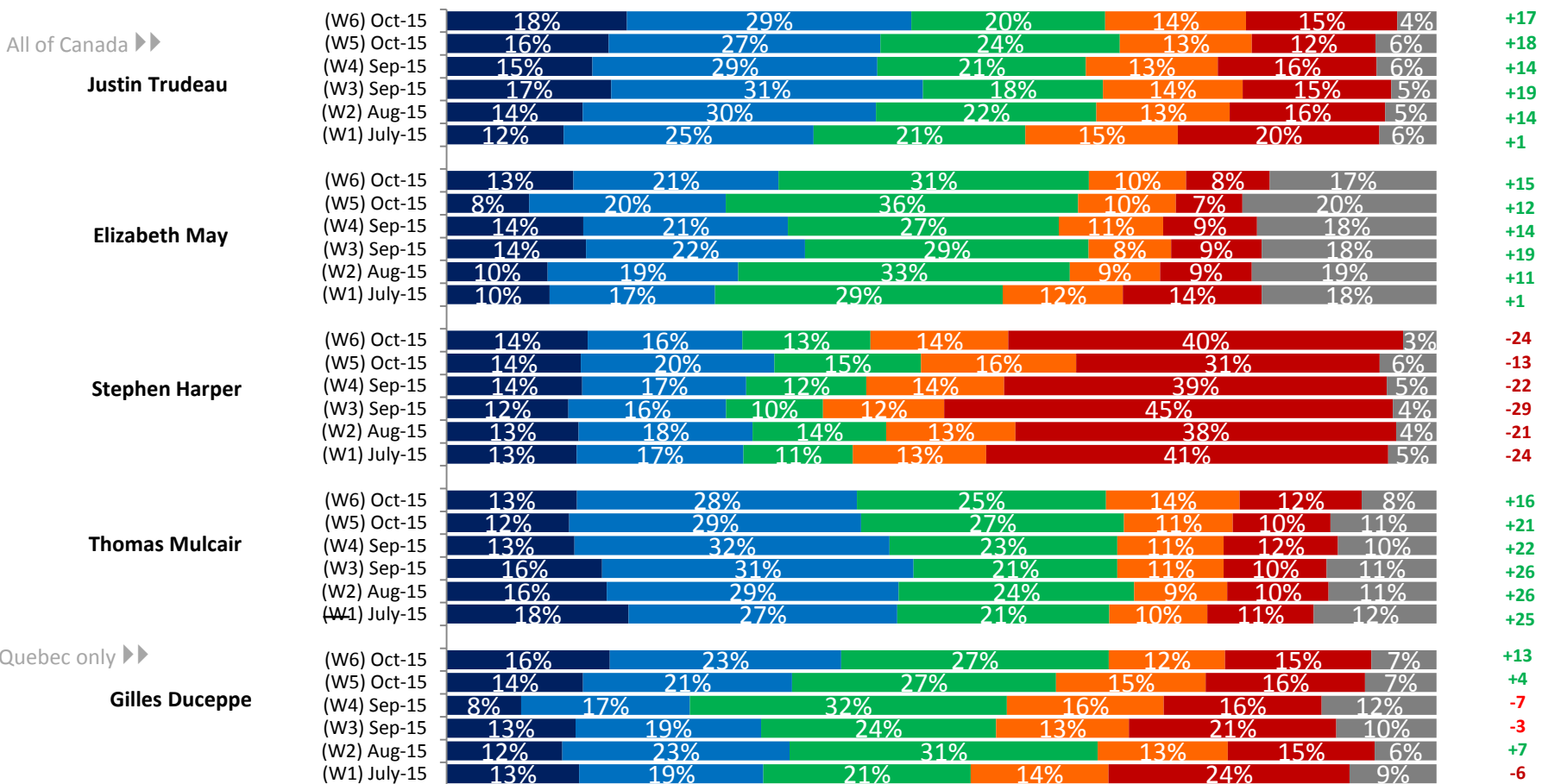
■ Very familiar with past and positions on issues
■ Not very familiar
■ Have heard of them but don't know anything about them
■ Have not heard before this survey

Leader Impressions [ALL]: Harper and Mulcair favourables down this week, Trudeau steady, Duceppe picking up steam



Now we are going to provide you with several names of public figures. Please indicate whether you have heard of that person and, if so, whether you have a favourable or unfavourable impression of that person. If you do not recognize the name, just indicate that. **[Includes unfamiliar % from previous Q]**

Net Favourability

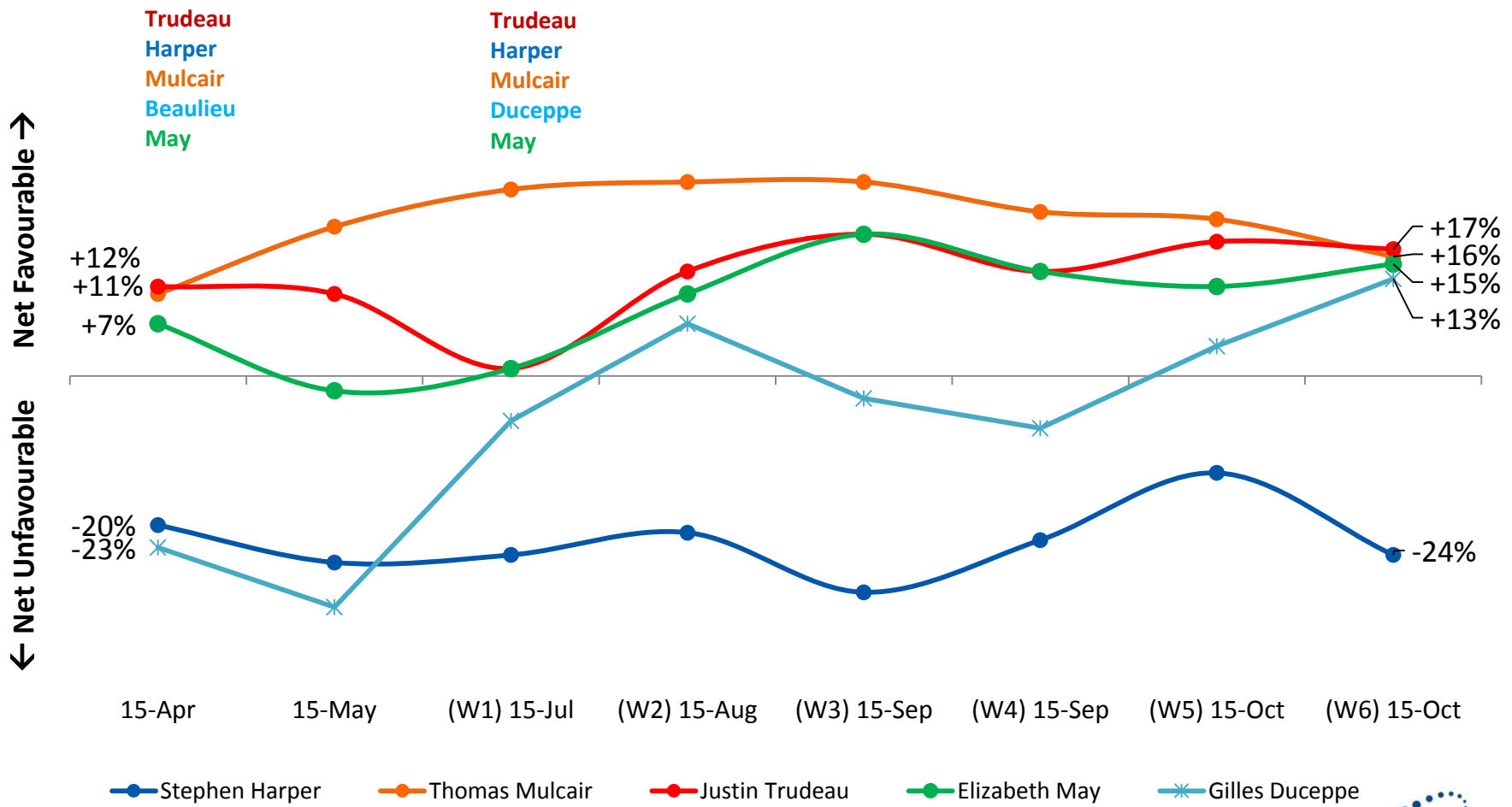


■ Strongly favourable ■ Somewhat favourable
■ Neutral/Neither favourable nor unfavourable ■ Somewhat unfavourable
■ Strongly unfavourable ■ DK/Do not recognize



Net leader favourables [ALL]: Harper favourables now at lowest point since tracking began

Now we are going to provide you with several names of public figures. Please indicate whether you have heard of that person and, if so, whether you have a favourable or unfavourable impression of that person. If you do not recognize the name, just indicate that. **Net favourables (% favourable-unfavourable) INCLUDES 'HAVE NOT HEARD' for tracking consistency.**



Note: BQ leaders asked in Quebec Only.

Net Leader Impression by Party ID: Trudeau and Mulcair both strong among base, liked among Unaligned

	Conservative	Liberal	NDP	Bloc	Green/ Other	Unaligned
Stephen Harper	+71%	-56%	-74%	-65%	-59%	-34%
Justin Trudeau	-39%	+81%	+27%	-18%	+17%	+9%
Thomas Mulcair	-42%	+33%	+80%	+27%	+10%	+16%
Gilles Duceppe	-26%	-34%	+32%	+84%	-7%	-6%
Elizabeth May	-19%	+31%	+36%	+22%	+48%	+14%

Net Leader Impression by Region: Trudeau pulls ahead of Mulcair in Ontario as most favourable leader

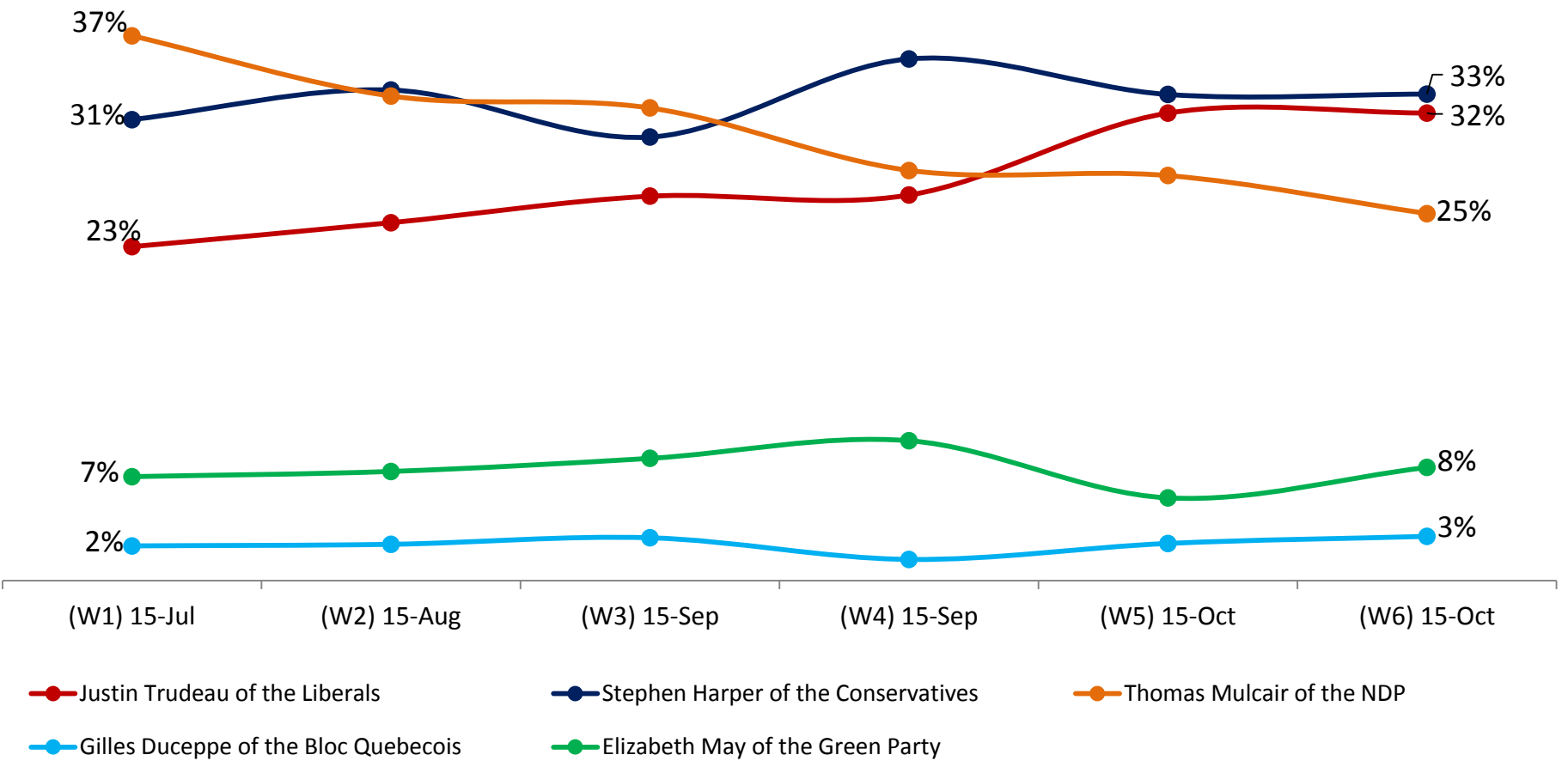
	BC	Alberta	Prairies	Ontario	Quebec	Atlantic Canada
Stephen Harper	-26%	0%	-20%	-22%	-34%	-37%
Justin Trudeau	+20%	0%	+14%	+24%	+9%	+35%
Thomas Mulcair	+16%	-12%	+2%	+17%	+30%	+21%
Gilles Duceppe					+14%	
Elizabeth May	+27%	+14%	+14%	+18%	+9%	+17%

Best Prime Minister- Decided: Harper and Trudeau still neck-and-neck, Mulcair continues to drop from high of 37%



Which of the following party leaders would make the best Prime Minister of Canada?

[Bloc Quebecois asked only in Quebec]



Note: 'None', 'Don't know', 'Refused' not included in calculations. Duceppe asked in QC only.



Best Prime Minister by Party ID: CPC partisans most loyal among to their own leader

	Conservative	Liberal	NDP	Bloc	Green/Other	Unaligned
Stephen Harper	81%	8%	3%	5%	13%	11%
Justin Trudeau	4%	66%	12%	9%	19%	13%
Thomas Mulcair	4%	11%	70%	34%	10%	11%
Gilles Duceppe	1%	1%	1%	29%	1%	1%
Elizabeth May	1%	4%	6%	3%	36%	5%
Undecided/ Don't know	6%	9%	5%	12%	13%	47%
None	3%	2%	2%	8%	8%	13%

Note: Total (%) include 'Undecided/Don't know' and 'None'

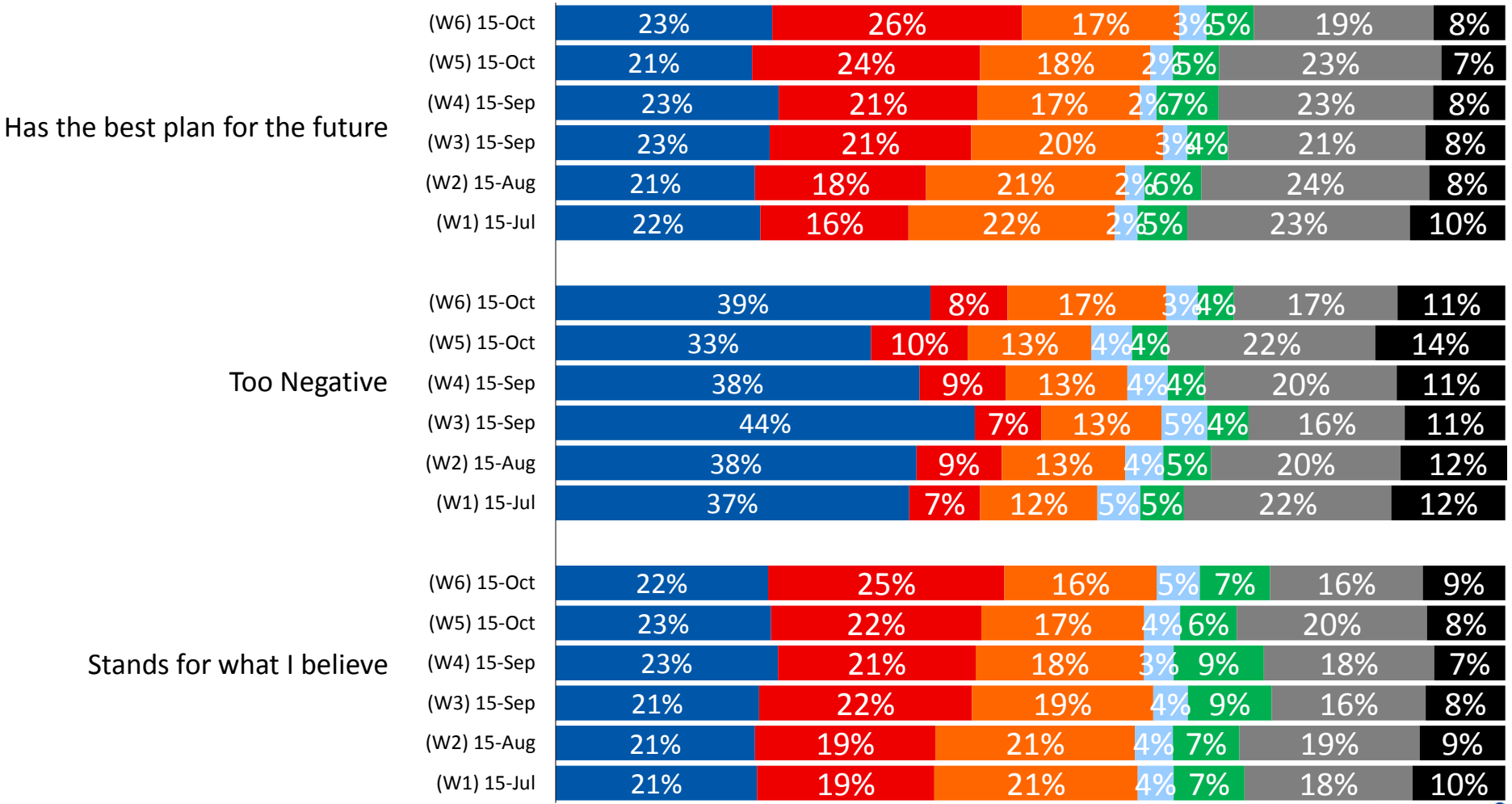
Best Prime Minister by Region: Mulcair still leads Quebec, Trudeau ahead of Harper on Best PM in Ontario

	BC	Alberta	Prairies	Ontario	Quebec	Atlantic Canada
Stephen Harper	25%	39%	32%	27%	17%	19%
Justin Trudeau	24%	21%	21%	29%	18%	34%
Thomas Mulcair	20%	16%	14%	15%	28%	17%
Gilles Duceppe					10%	
Elizabeth May	10%	5%	9%	7%	2%	5%
Undecided/ Don't know	17%	16%	17%	16%	18%	22%
None	3%	3%	7%	6%	7%	4%

Leader Attributes Tracking: Trudeau leads on “has best plan”,⁸¹ “stands for what I believe in”, Harper “too negative”



Now we would like to read you a list of different words or phrases that describe the some political leaders. For each word or phrase, please indicate who it BEST describes... **[ALL CANADA, DUCEPPE RESULTS FOR QC ONLY]**

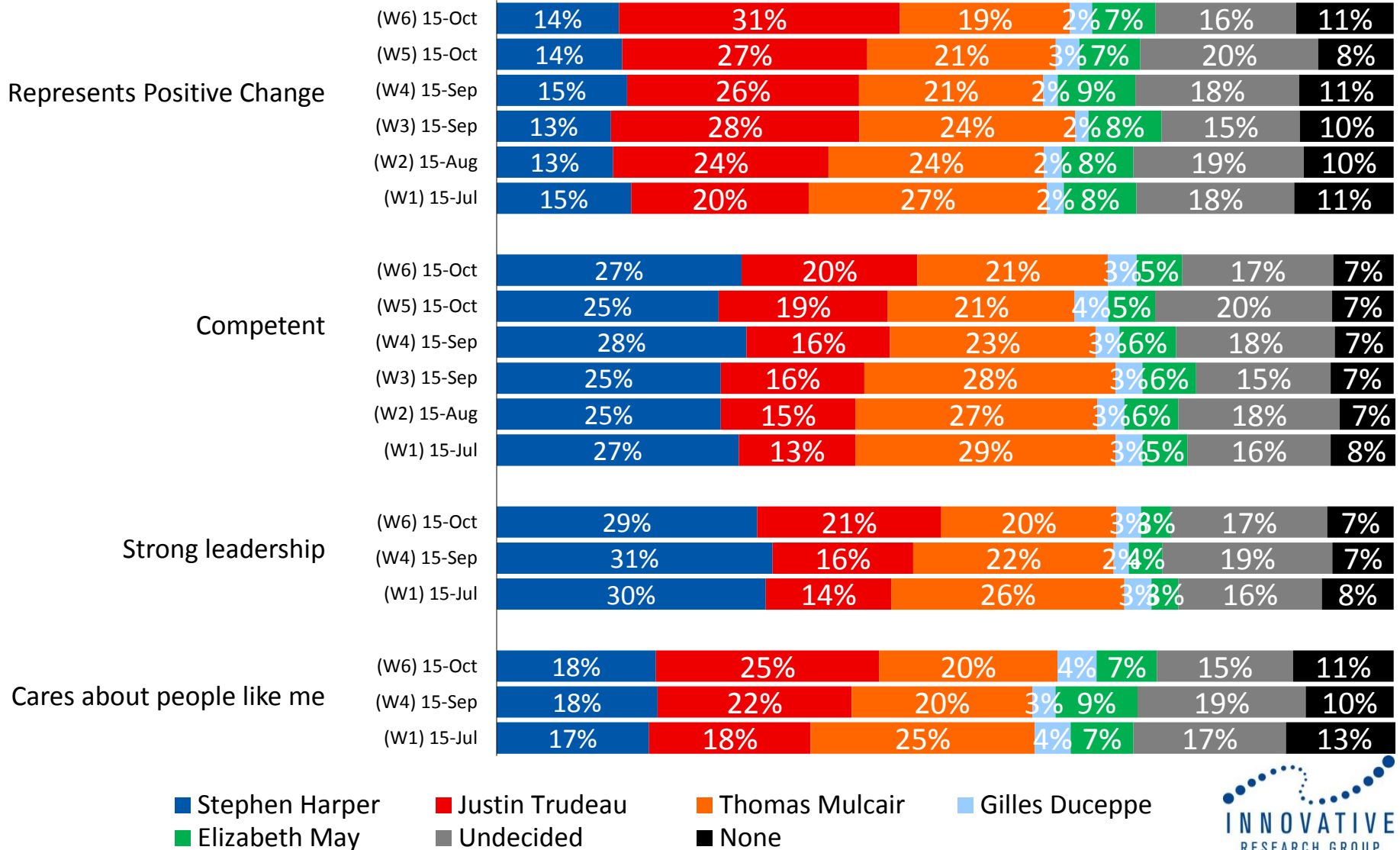


■ Stephen Harper
 ■ Justin Trudeau
 ■ Thomas Mulcair
 ■ Gilles Duceppe
■ Elizabeth May
 ■ Undecided
 ■ None

Leader Attributes Tracking: Trudeau leads on “positive change”, Harper ahead on “competence”, “strong leadership”



Now we would like to read you a list of different words or phrases that describe the some political leaders. For each word or phrase, please indicate who it BEST describes... **[ALL CANADA, DUCEPPE RESULTS FOR QC ONLY]**



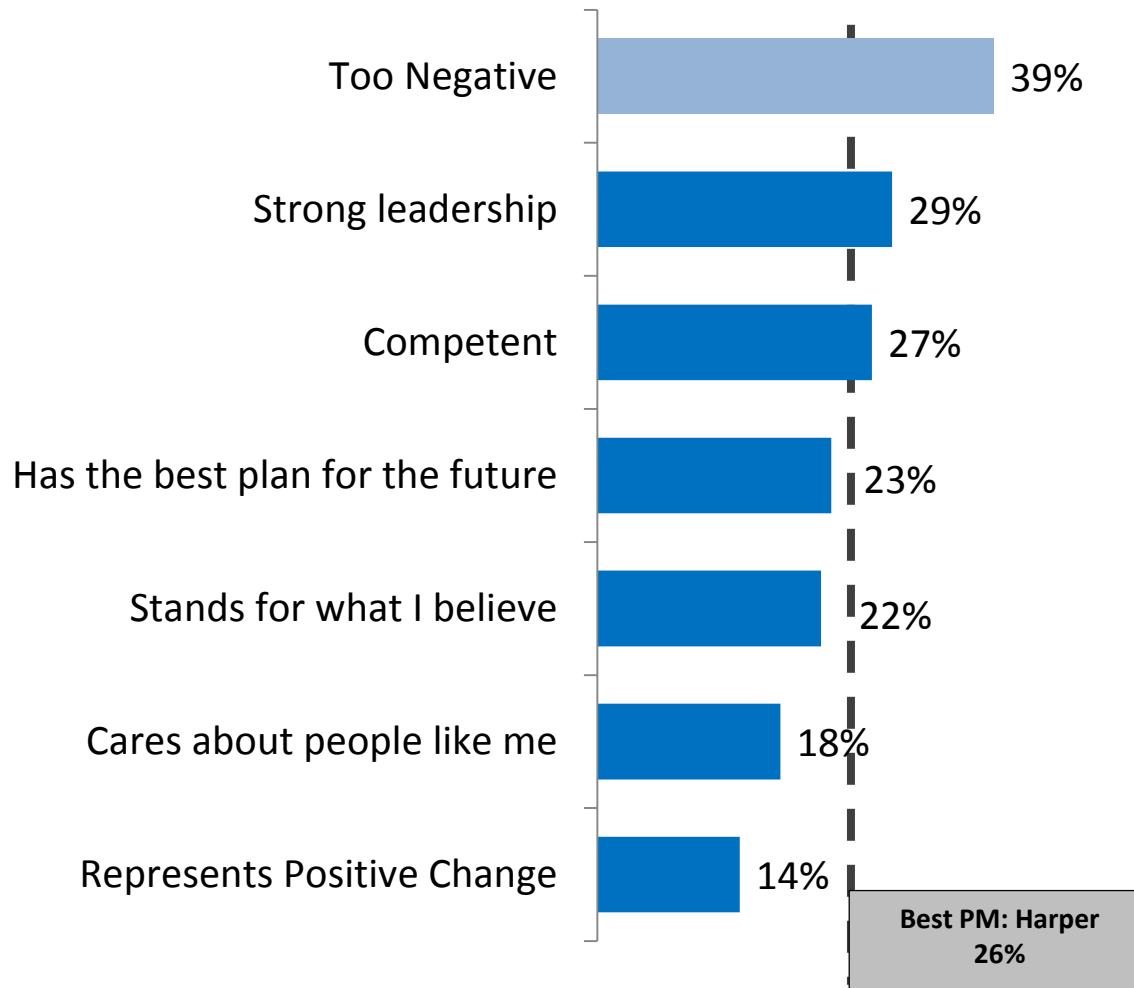
■ Stephen Harper
 ■ Justin Trudeau
 ■ Thomas Mulcair
 ■ Gilles Duceppe
■ Elizabeth May
 ■ Undecided
 ■ None



Harper seen as strong leader and competent, but too negative



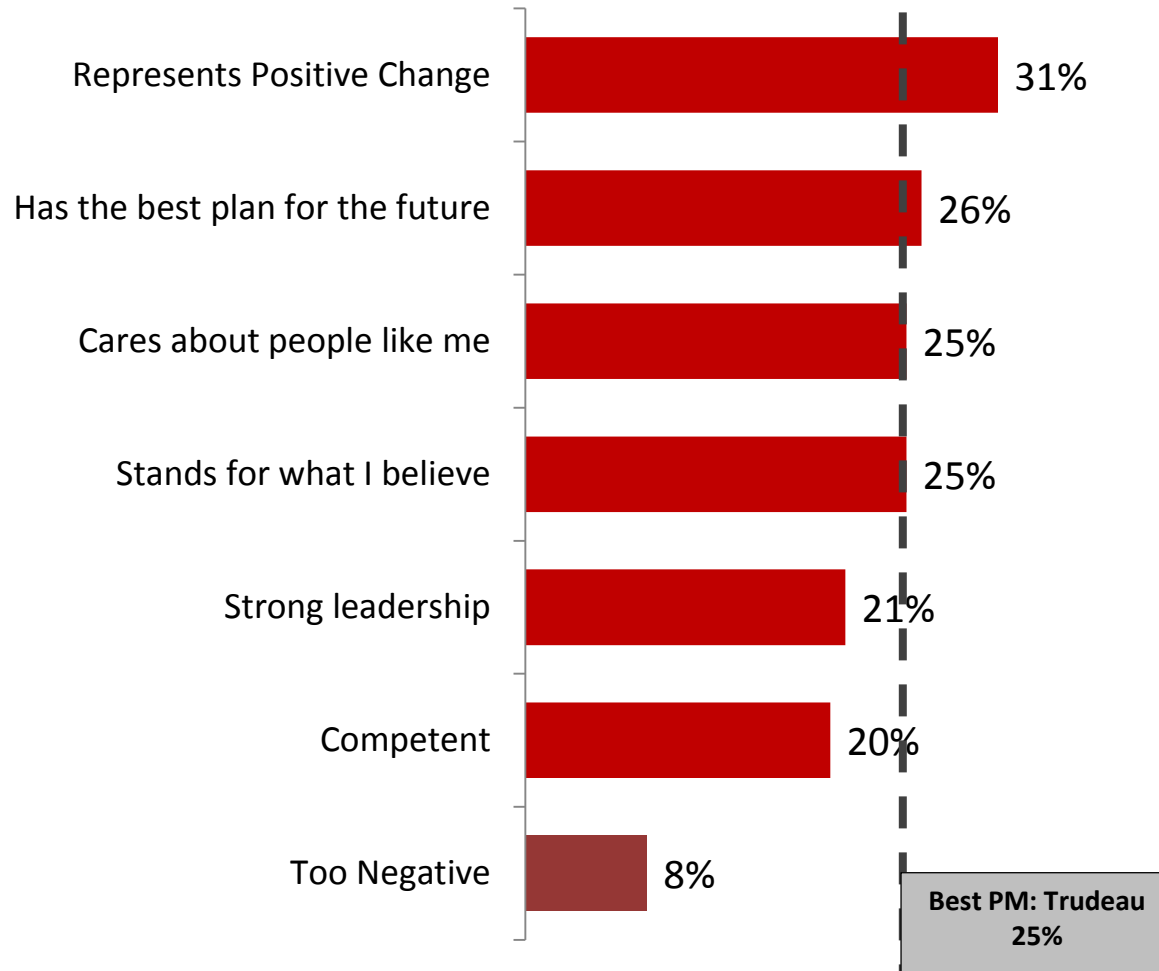
Now we would like to read you a list of different words or phrases that describe some political leaders. For each word or phrase, please indicate who it BEST describes...**Stephen Harper**.



Note: 'Best PM' based on all responses, including 'Undecided', 'None'.

Trudeau perceived as representing positive change; least negative candidate, has best plan for future

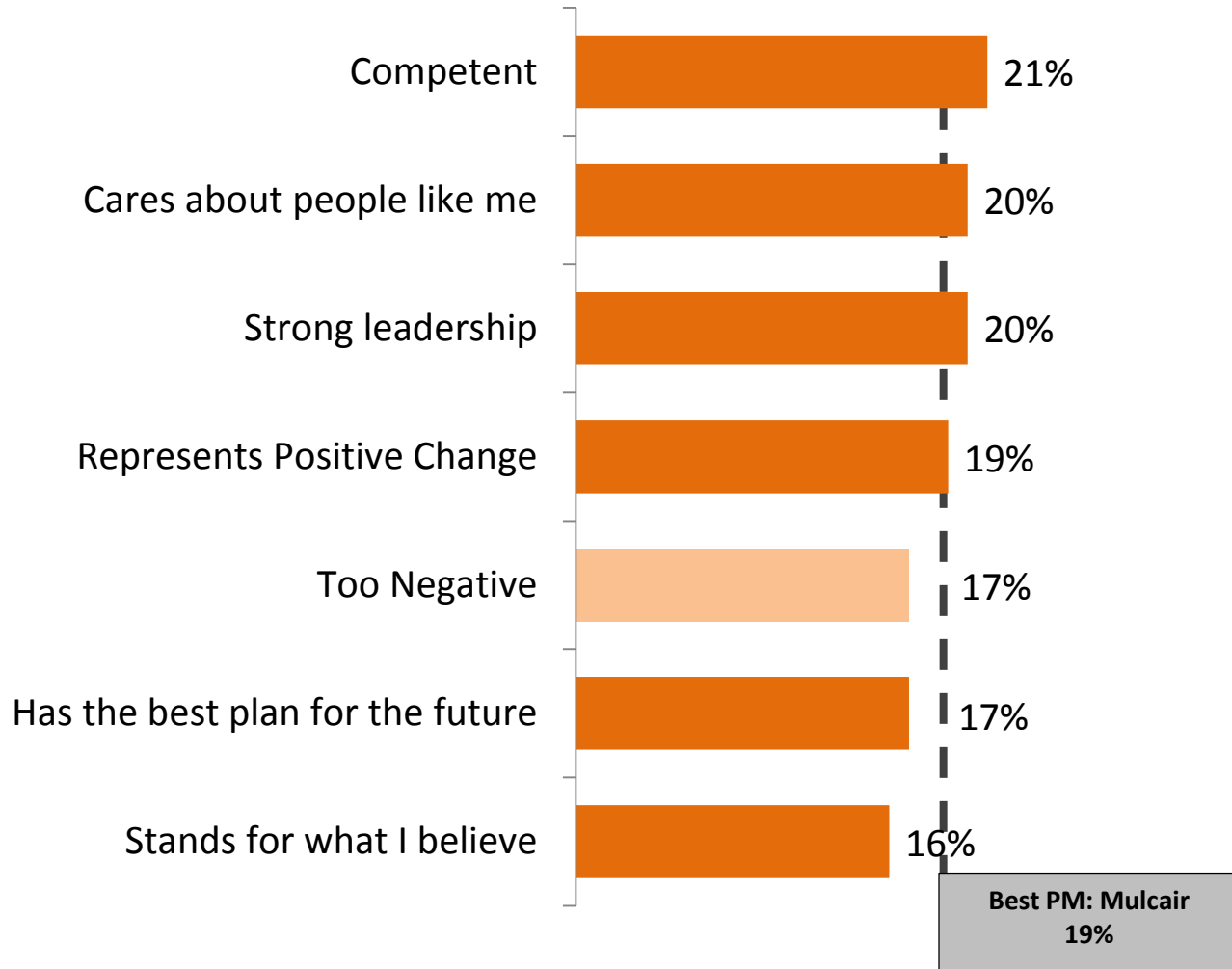
Q Now we would like to read you a list of different words or phrases that describe some political leaders. For each word or phrase, please indicate who it BEST describes...**Justin Trudeau.**



Mulcair thought to be competent, empathetic, strong leader



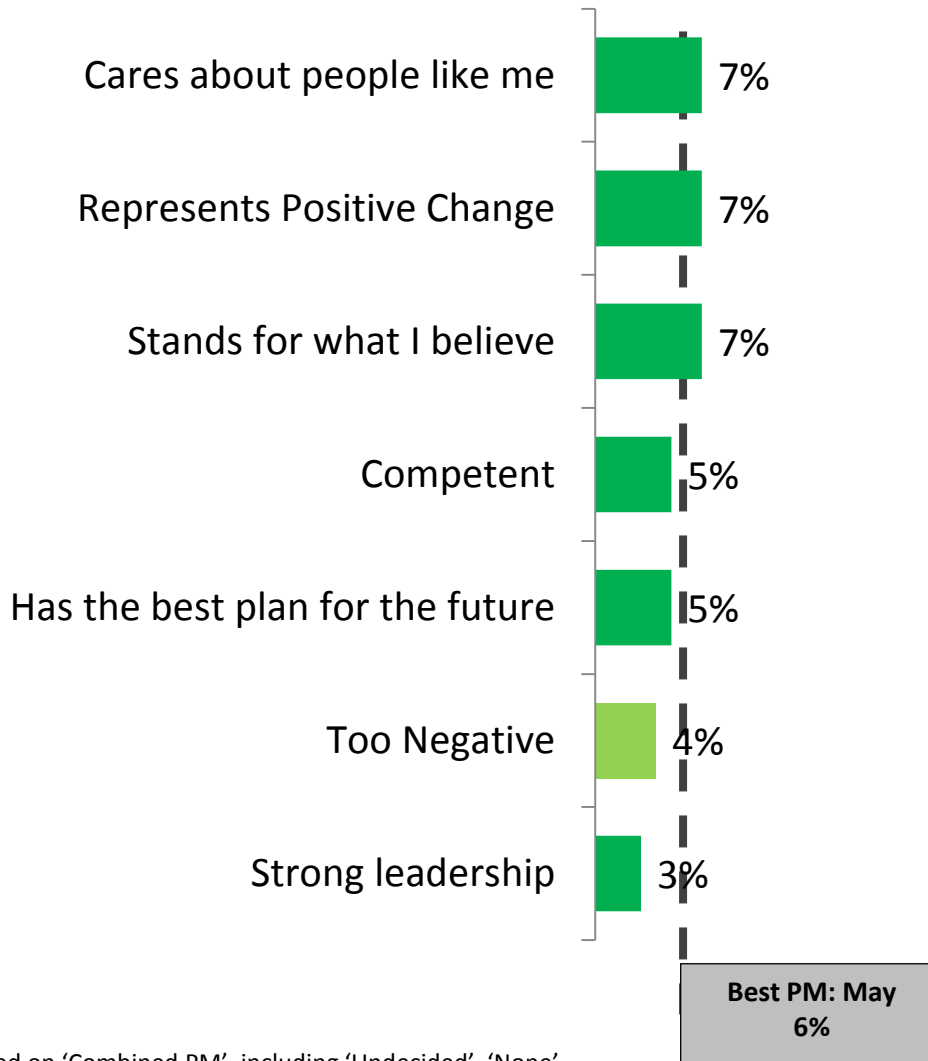
Now we would like to read you a list of different words or phrases that describe some political leaders. For each word or phrase, please indicate who it BEST describes...**Thomas Mulcair**.



Note: 'Best PM' based on 'Combined PM', including 'Undecided', 'None'.

Elizabeth May seen more as someone who cares, represents positive change

Q Now we would like to read you a list of different words or phrases that describe some political leaders. For each word or phrase, please indicate who it BEST describes...**Elizabeth May**.

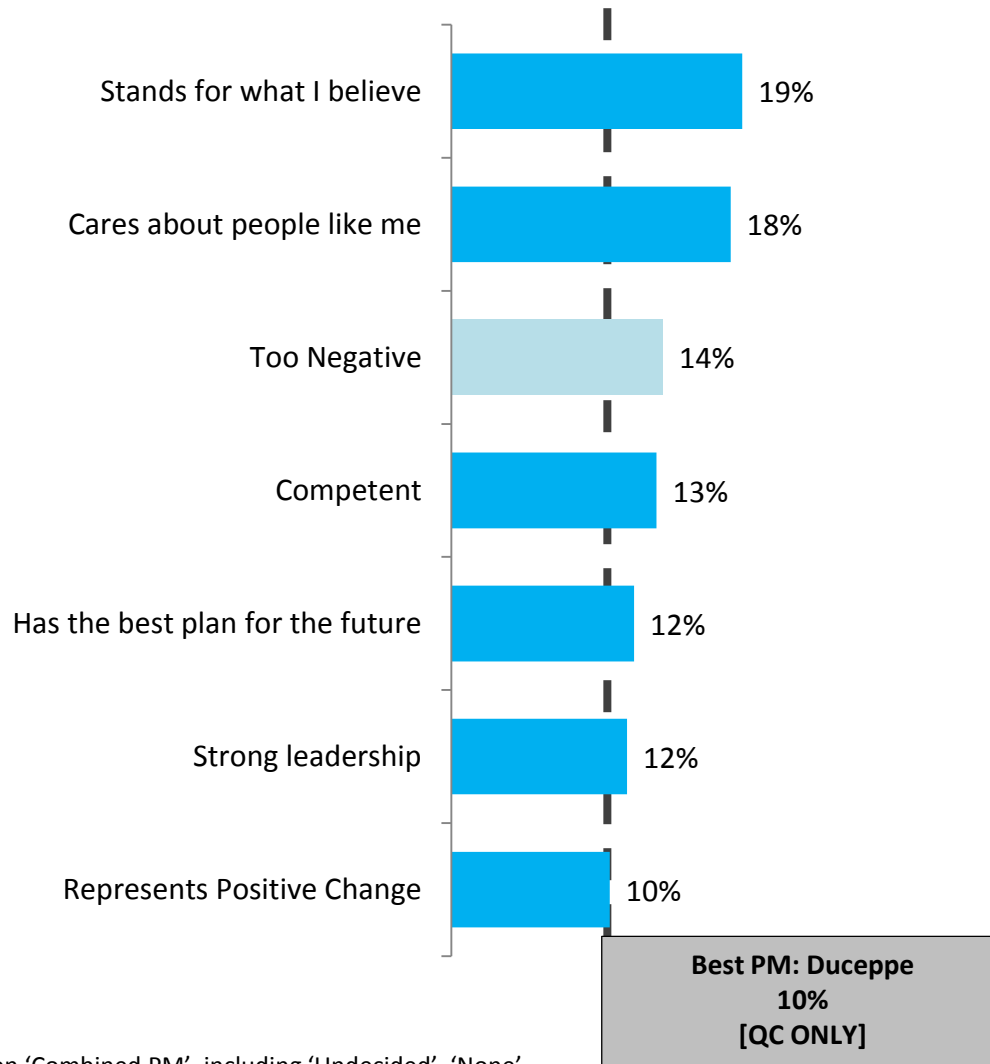


Note: 'Best PM' based on 'Combined PM', including 'Undecided', 'None'.

Duceppe seen as someone who stands for what people believe in, empathetic, but too negative

Q

Now we would like to read you a list of different words or phrases that describe some political leaders. For each word or phrase, please indicate who it BEST describes...**Gilles Duceppe**. [QC ONLY]



Note: 'Best PM' based on 'Combined PM', including 'Undecided', 'None'.


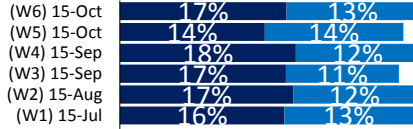
Party Image

Party Attributes: Liberals continue to gain on all attributes


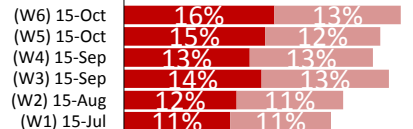
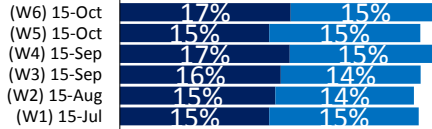


Now we are going to provide you with a list of issues. For each of these issues, please tell me which party you think would do a much better job or a somewhat better job of dealing with that issue or if you think none of the parties would do a good job on that issue. How about...?

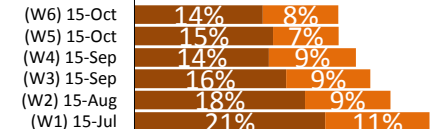
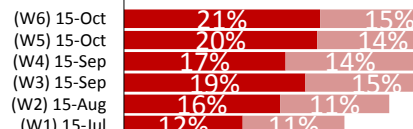
Representing Canada on the world stage



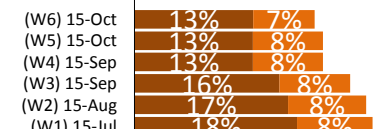
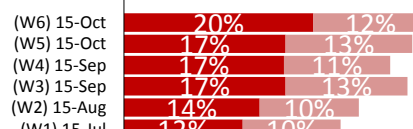
The economy



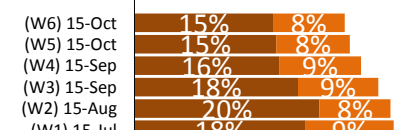
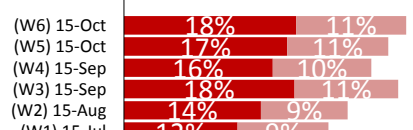
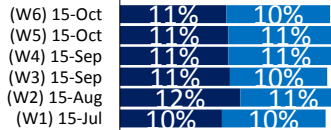
Protecting the middle class



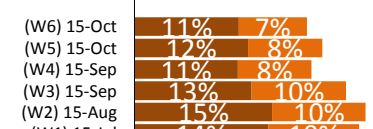
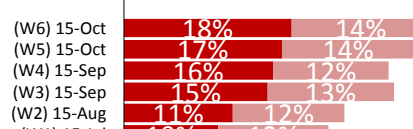
Having a vision for the future



Understands the needs of people like me



Creating jobs



■ Conservative much better
■ Conservative somewhat better

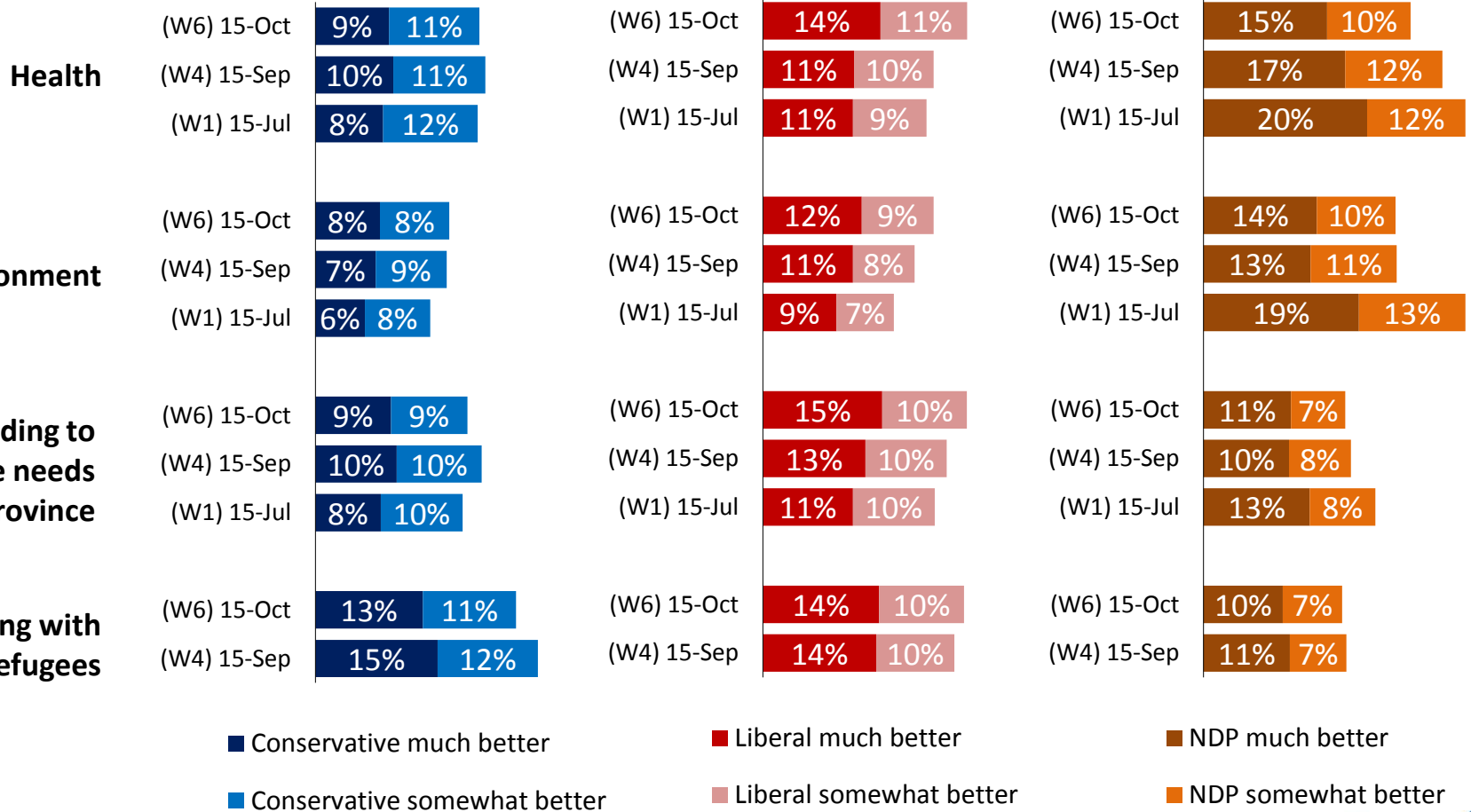
■ Liberal much better
■ Liberal somewhat better

■ NDP much better
■ NDP somewhat better

Party Attributes 2: LPC now tied with NDP on health, catching up on environment



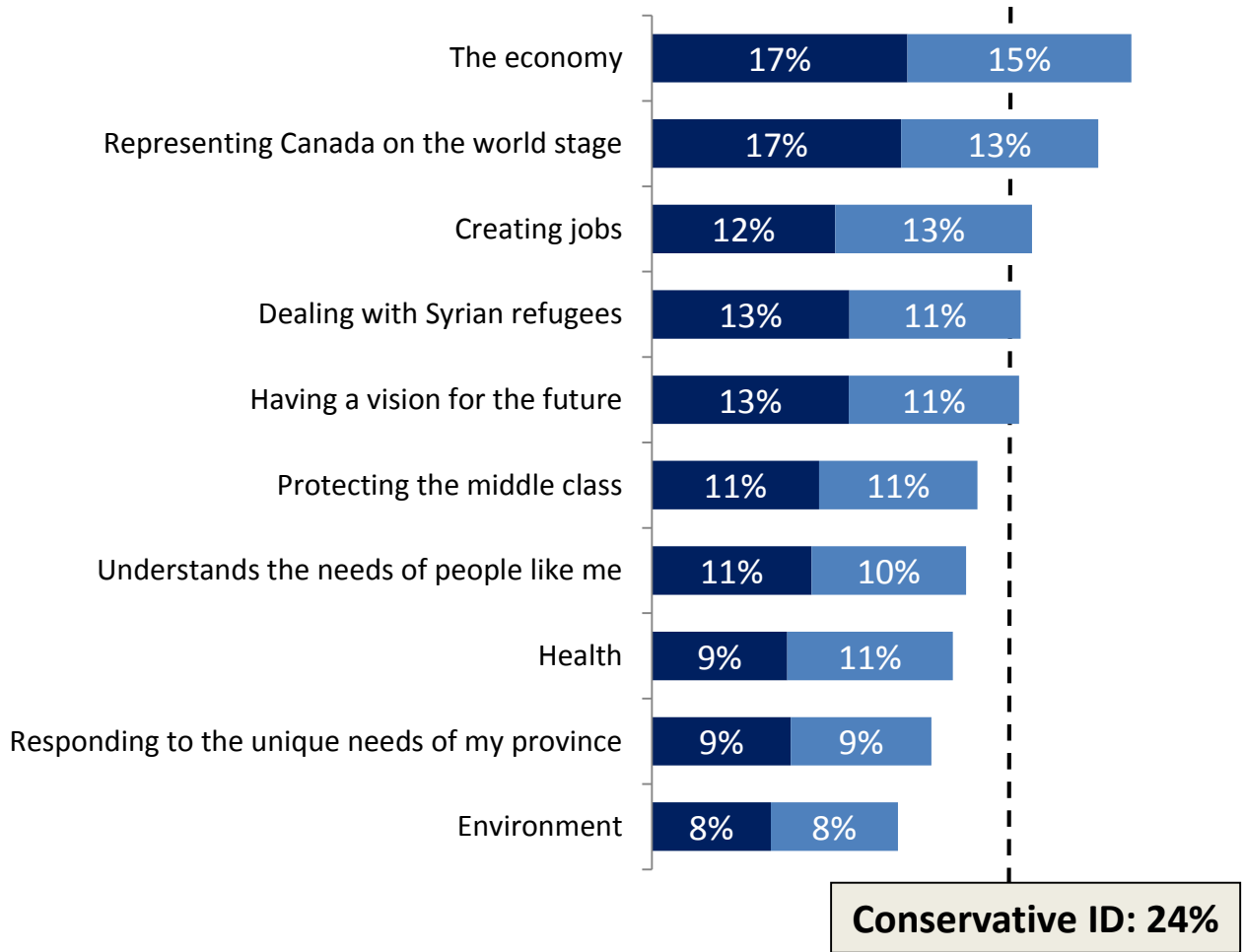
Now we are going to provide you with a list of issues. For each of these issues, please tell me which party you think would do a much better job or a somewhat better job of dealing with that issue or if you think none of the parties would do a good job on that issue. How about...?



Conservatives seen as strong on economy, representing Canada abroad, creating jobs



Now we are going to provide you with a list of issues. For each of these issues, please tell me which party you think would do a much better job or a somewhat better job of dealing with that issue or if you think none of the parties would do a good job on that issue. How about...? **Conservatives**

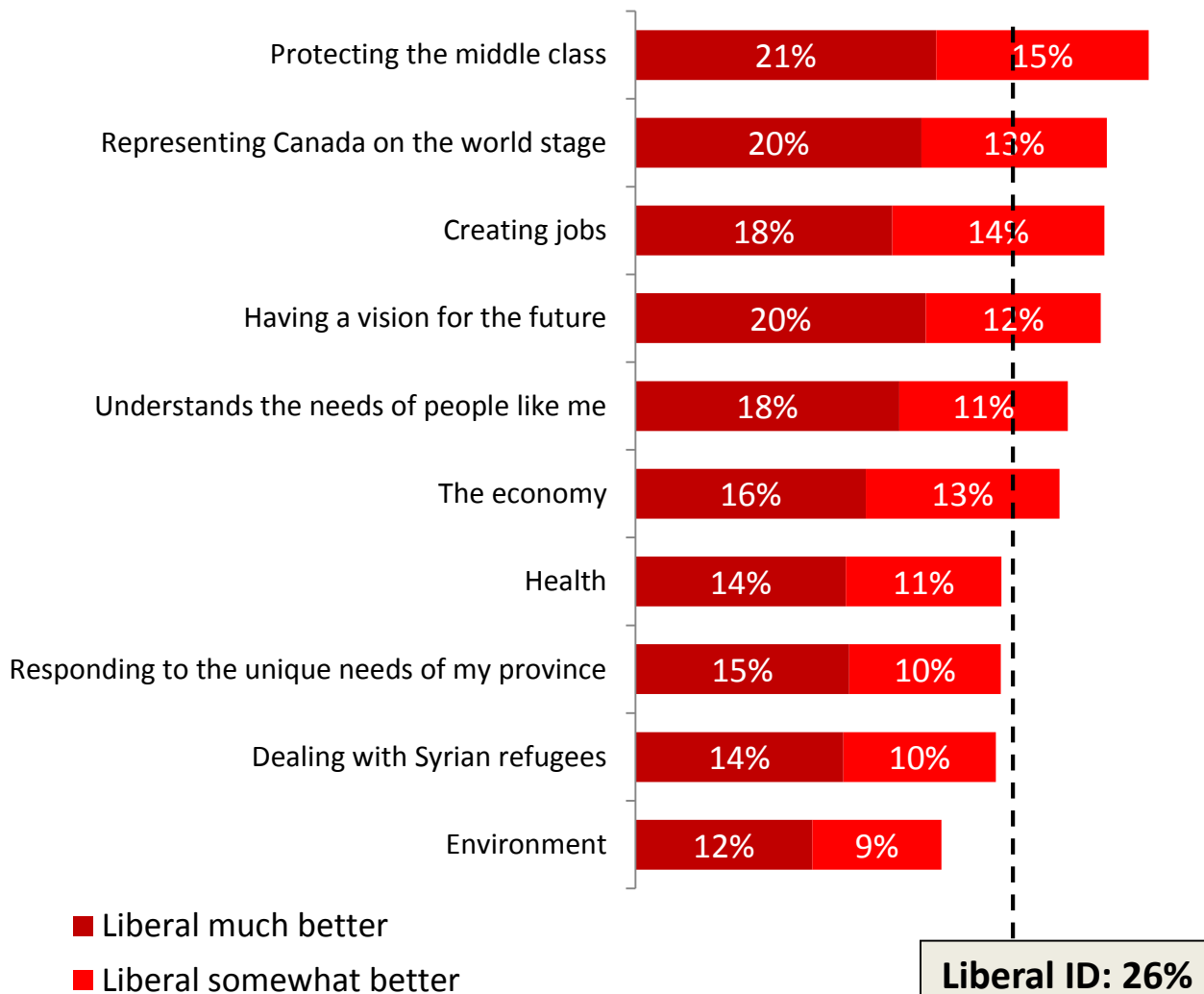


■ Conservative much better
■ Conservative somewhat better

92 Liberals strongest on protecting middle class, representing Canada abroad, creating jobs

Q

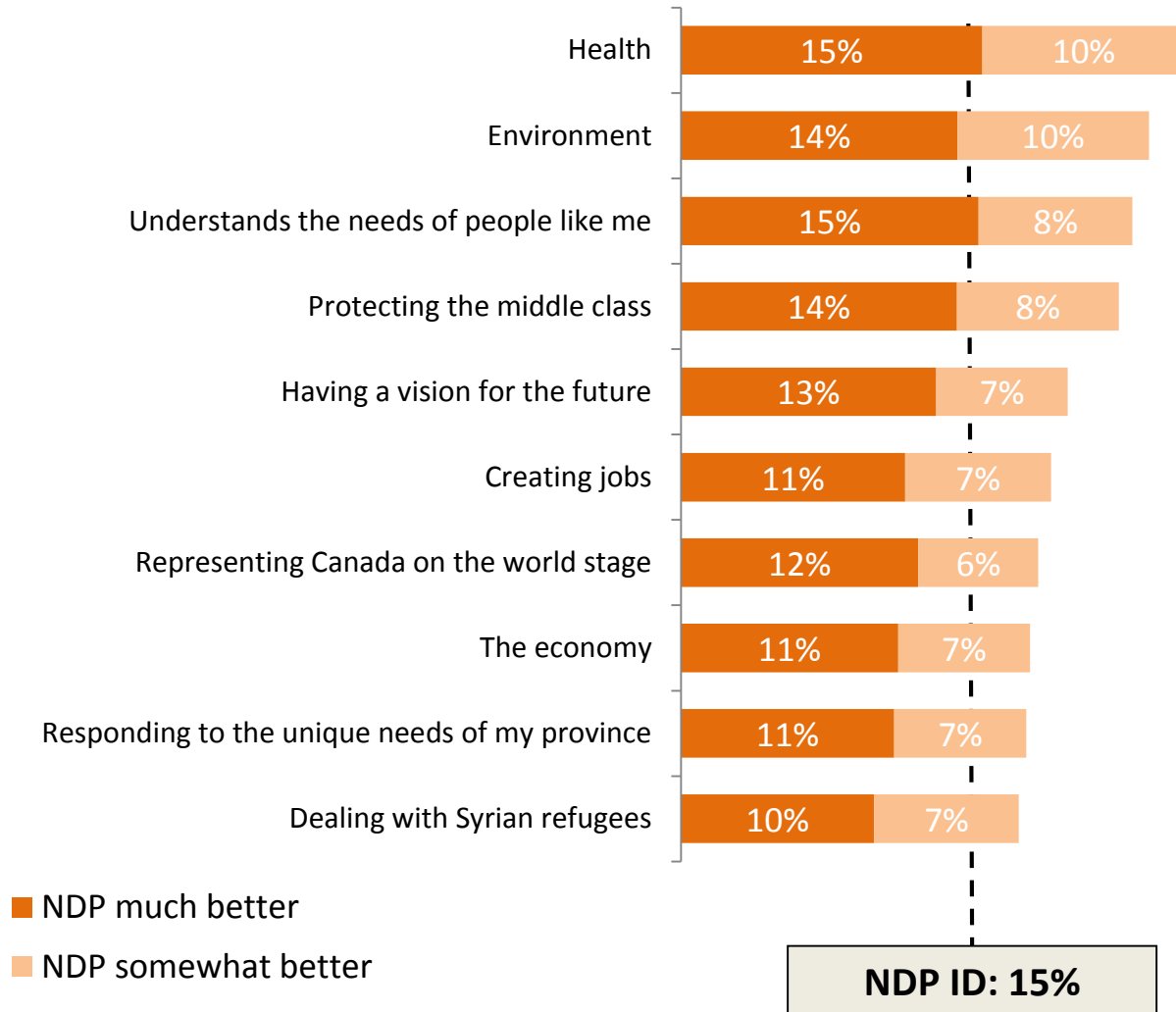
Now we are going to provide you with a list of issues. For each of these issues, please tell me which party you think would do a much better job or a somewhat better job of dealing with that issue or if you think none of the parties would do a good job on that issue. How about...? **Liberals**



NDP seen as strongest on health, environment, empathy, still outperforming PID on all attributes

Q

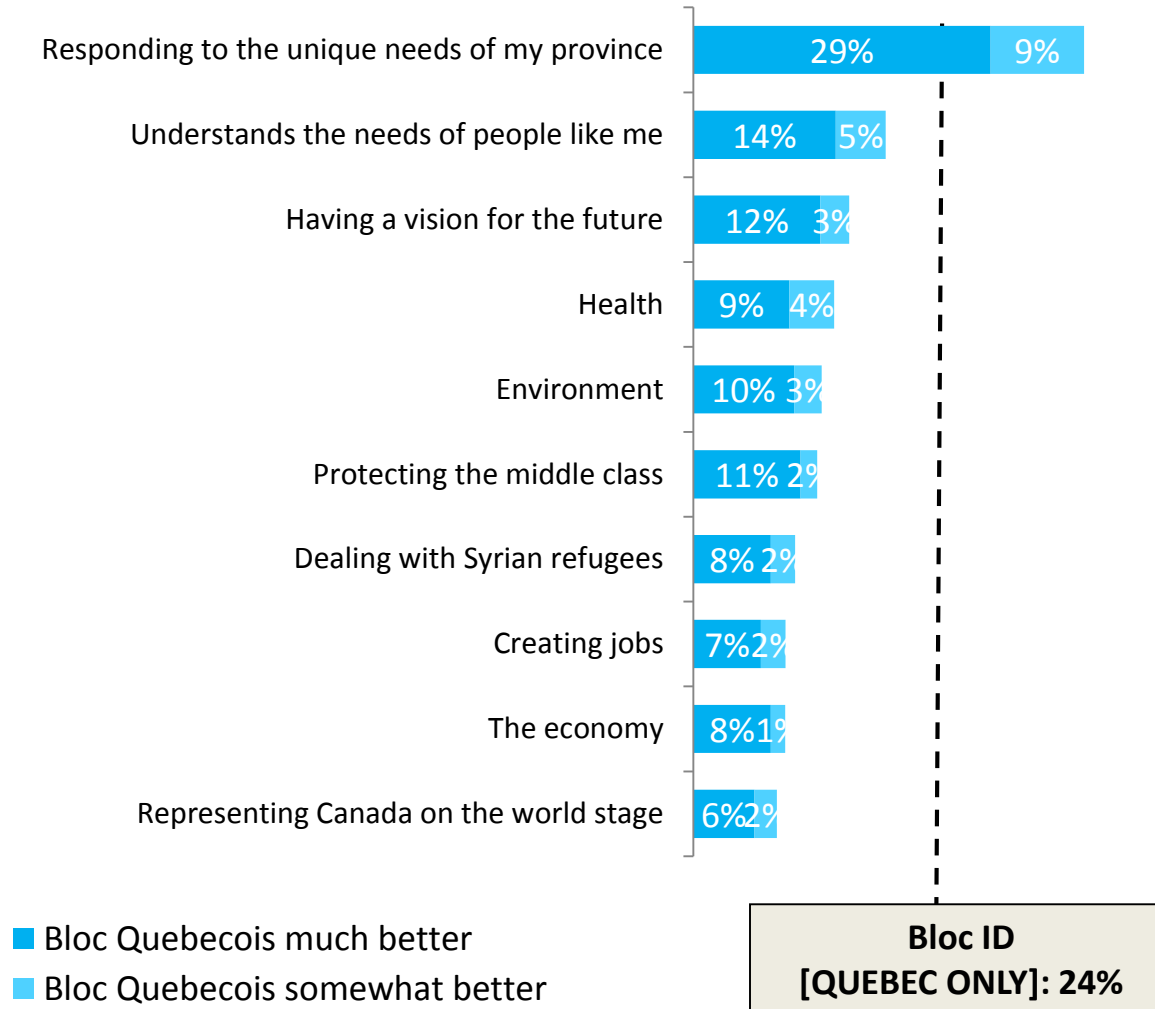
Now we are going to provide you with a list of issues. For each of these issues, please tell me which party you think would do a much better job or a somewhat better job of dealing with that issue or if you think none of the parties would do a good job on that issue. How about...? **New Democratic Party**



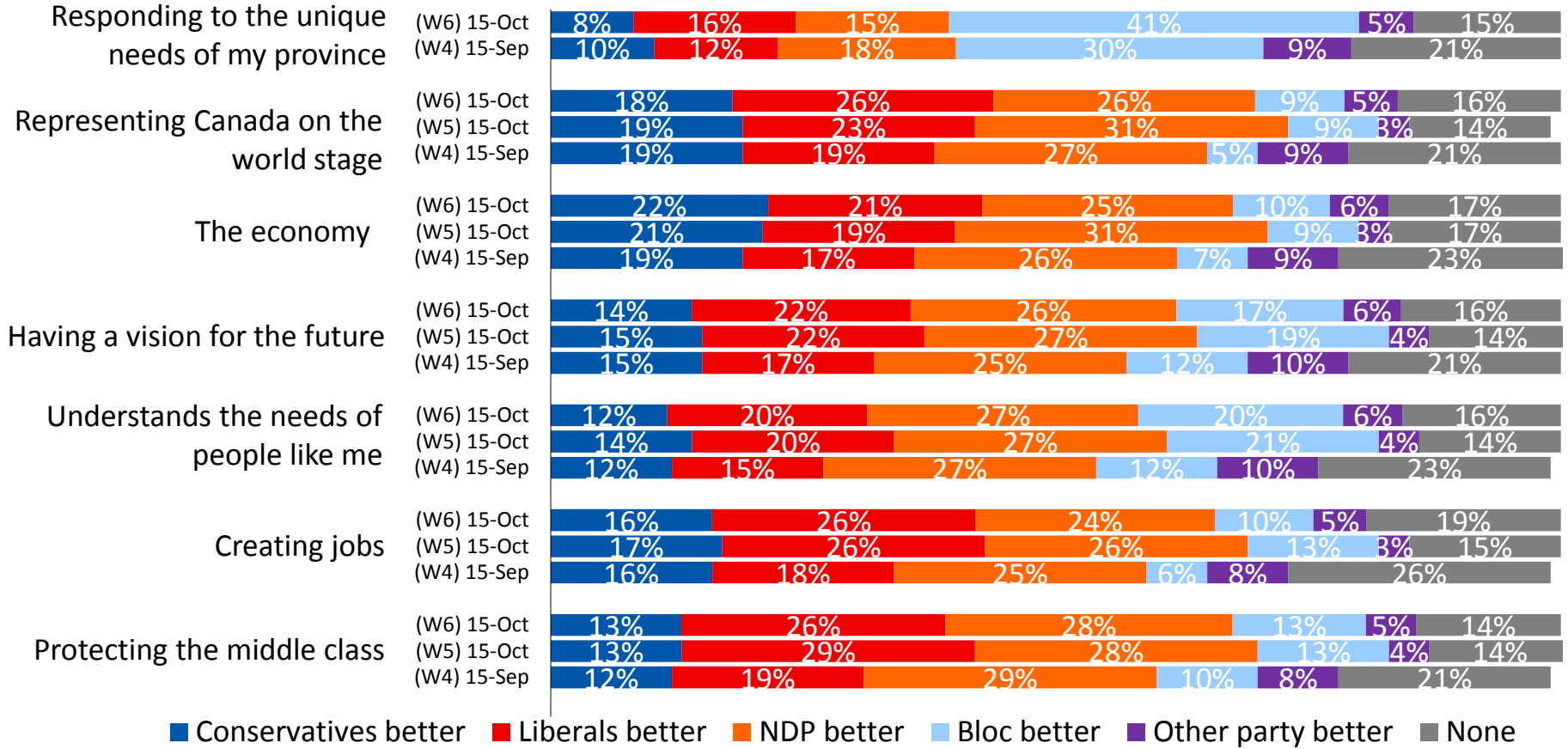
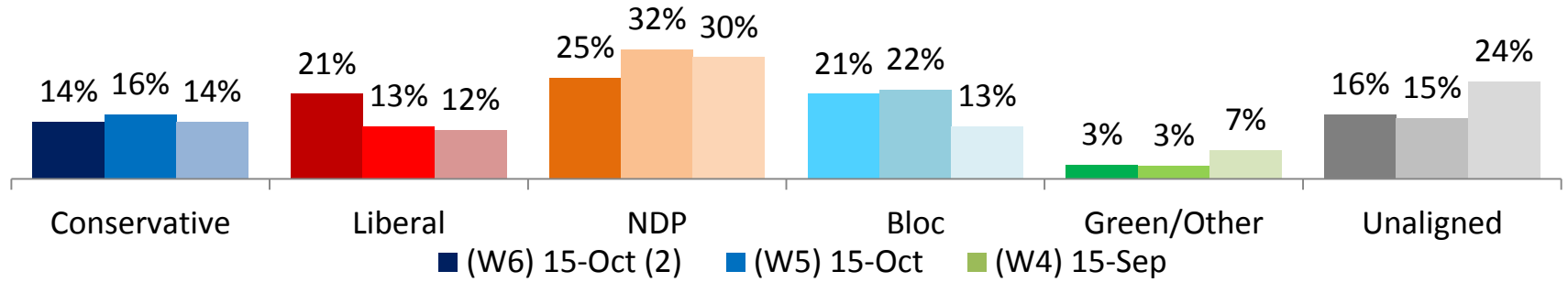
Bloc best on responding to unique needs of Quebec

Q

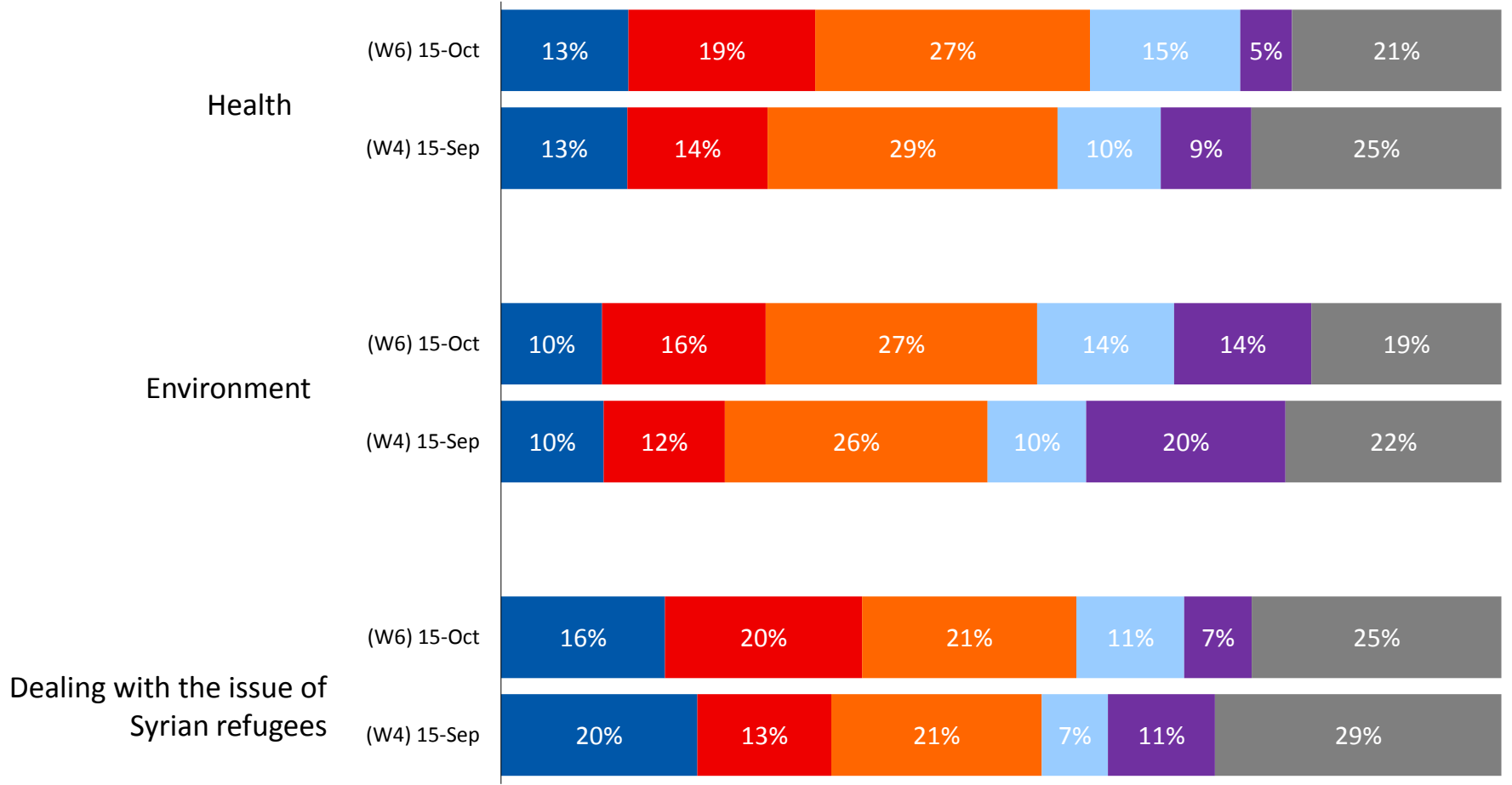
Now we are going to provide you with a list of issues. For each of these issues, please tell me which party you think would do a much better job or a somewhat better job of dealing with that issue or if you think none of the parties would do a good job on that issue. How about...? **Bloc Quebecois [QUEBEC ONLY]**



Spotlight on Francophone Quebec: Vote shifting from NDP to Liberal, NDP losing ground on “world stage”, “economy”



Spotlight on Francophone Quebec (2): NDP holding ground while Liberals gain on health, environment, refugees

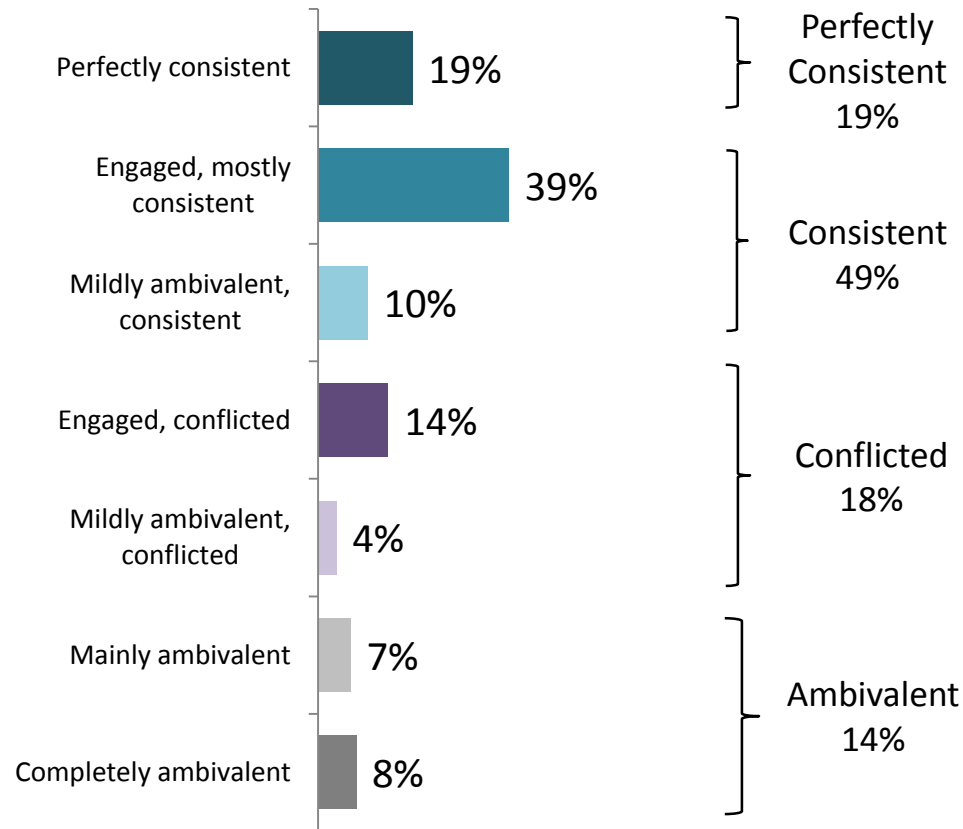


■ Conservatives better
 ■ Liberals better
 ■ NDP better
 ■ Bloc better
 ■ Other party better
 ■ None

Consistency Segmentation

Consistency Segmentation

By measuring how consistent people are in which party they pick on the party and leader attributes (consistency) as well as how frequently they simply say they don't know which party to pick (ambivalence), we can understand both engagement and consistency of support for different parties.



Made up Mind by Consistency: 85% of perfectly consistent and 2-in-3 consistent have heard all they need

Consistency Segmentation																				
	Perfectly Consistent					Consistent					Conflicted					Ambivalent				
	W2: Aug '15	W3: Sept '15	W4: Sept '15	W5: Oct '15	W6: Oct '15	W2: Aug '15	W3: Sept '15	W4: Sept '15	W5: Oct '15	W6: Oct '15	W2: Aug '15	W3: Sept '15	W4: Sept '15	W5: Oct '15	W6: Oct '15	W2: Aug '15	W3: Sept '15	W4: Sept '15	W5: Oct '15	W6: Oct '15
I have heard all I need	76%	79%	82%	76%	85%	41%	48%	54%	46%	65%	28%	35%	29%	32%	43%	17%	23%	14%	18%	24%
I would like to hear more	21%	19%	16%	20%	13%	51%	45%	40%	47%	30%	65%	58%	64%	63%	52%	47%	42%	48%	44%	44%
Don't know	3%	2%	2%	4%	2%	8%	7%	6%	7%	5%	8%	7%	7%	6%	6%	36%	35%	38%	38%	32%

Combined Vote by Consistency: plurality of conflicted would vote LPC, nearly 4-in-10 ambivalent don't know

		Consistency Segmentation																			
		Perfectly consistent					Consistent					Conflicted					Ambivalent				
		W2: Aug '15	W3: Sept '15	W4: Sept '15	W5: Oct '15	W6: Oct '15	W2: Aug '15	W3: Sept '15	W4: Sept '15	W5: Oct '15	W6: Oct '15	W2: Aug '15	W3: Sept '15	W4: Sept '15	W5: Oct '15	W6: Oct '15	W2: Aug '15	W3: Sept '15	W4: Sept '15	W5: Oct '15	W6: Oct '15
Combined Vote	Conservative	33%	33%	38%	31%	36%	29%	29%	30%	30%	30%	17%	12%	15%	19%	17%	9%	11%	9%	10%	12%
	Liberal	25%	32%	31%	35%	36%	25%	29%	28%	28%	33%	27%	25%	20%	27%	32%	7%	9%	10%	10%	15%
	NDP	35%	30%	25%	27%	22%	29%	27%	26%	26%	24%	31%	35%	32%	30%	24%	10%	13%	11%	10%	10%
	Bloc Quebecois	3%	2%	2%	3%	4%	4%	4%	3%	4%	4%	5%	5%	6%	6%	8%	1%	3%	1%	2%	3%
	Green	2%	2%	3%	2%	2%	5%	4%	5%	4%	3%	8%	13%	16%	9%	9%	5%	7%	5%	4%	5%
	Other	0%	0%	0%		0%	1%	1%	1%	0%	1%	1%	1%	0%		1%	1%	1%	3%	2%	3%
	Undecided /Don't know	1%	0%	1%	1%	0%	7%	6%	6%	6%	4%	9%	7%	8%	7%	6%	48%	38%	42%	40%	38%
	Would not Vote/ None	0%	0%	0%	0%		1%	1%	1%	1%	1%	2%	2%	2%	2%	2%	18%	18%	19%	21%	15%

Likelihood to vote by Consistency: increases in likelihood to vote concentrated among conflicted group

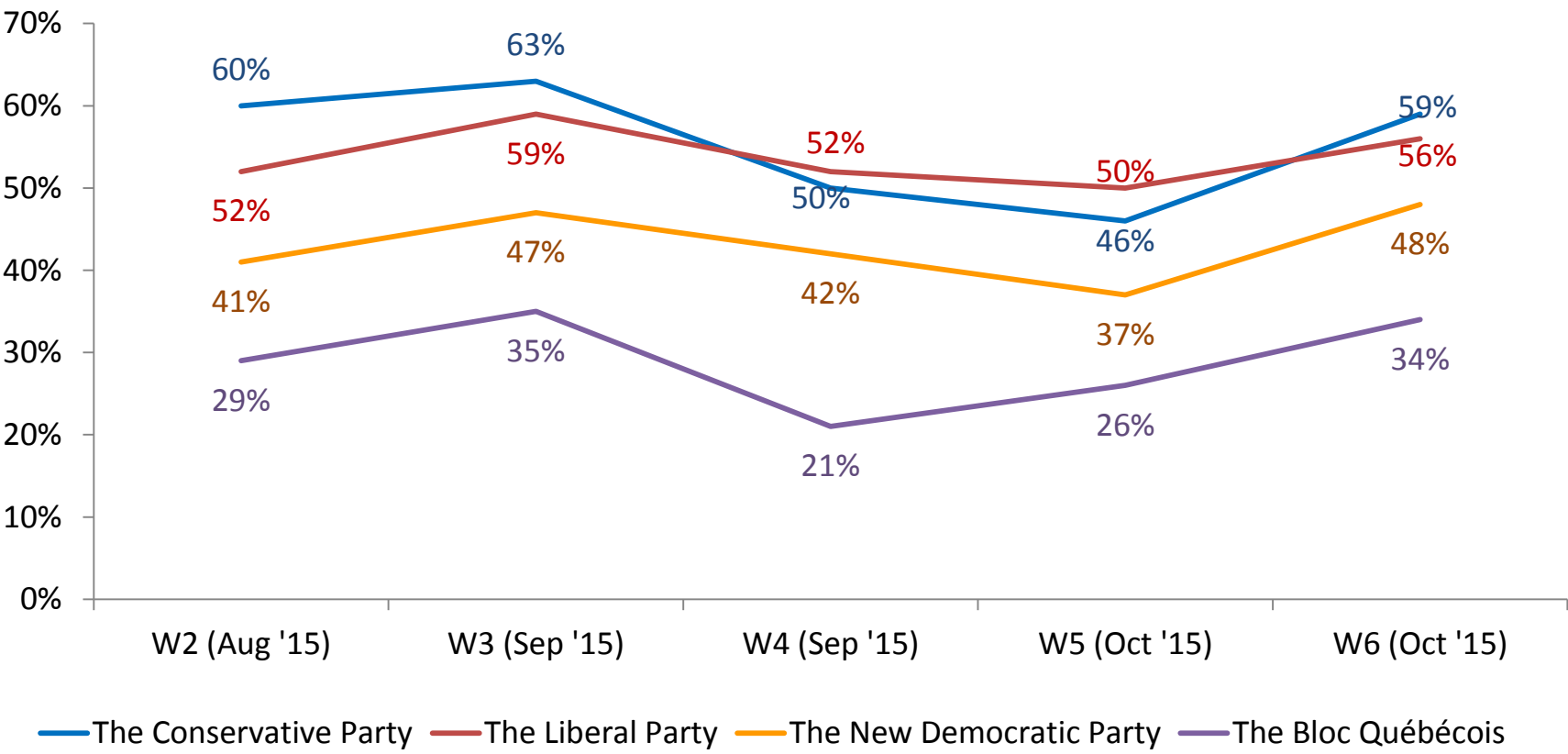
Likelihood to vote in upcoming election		Consistency Segmentation																			
		Perfectly consistent					Consistent					Conflicted					Ambivalent				
		W2: Aug '15	W3: Sept '15	W4: Sept '15	W5: Oct '15	W6: Oct '15	W2: Aug '15	W3: Sept '15	W4: Sept '15	W5: Oct '15	W6: Oct '15	W2: Aug '15	W3: Sept '15	W4: Sept '15	W5: Oct '15	W6: Oct '15	W2: Aug '15	W3: Sept '15	W4: Sept '15	W5: Oct '15	W6: Oct '15
Definitely	85%	87%	88%	83%	87%	72%	75%	74%	67%	79%	62%	66%	65%	64%	72%	28%	27%	31%	34%	39%	
Very likely	8%	7%	6%	7%	8%	15%	13%	14%	18%	12%	16%	14%	12%	20%	15%	11%	14%	11%	15%	14%	
Somewhat likely/DK	5%	5%	5%	7%	3%	9%	8%	9%	11%	6%	17%	13%	18%	9%	9%	30%	30%	29%	23%	23%	
Not very likely/ Definitely not	3%	1%	1%	2%	2%	4%	4%	3%	4%	3%	6%	7%	5%	6%	4%	30%	30%	29%	27%	24%	

Public Debate

RSH Tracking: RSH for main parties up 13 points for Harper and CPC, 11 for Mulcair and NDP, 6 points for Trudeau and LPC



Have you read, seen or heard anything about [Stephen Harper/Justin Trudeau/Thomas Mulcair/Gilles Duceppe] and the federal [Conservative/Liberal/NDP/Bloc Québécois] party in the last few days?



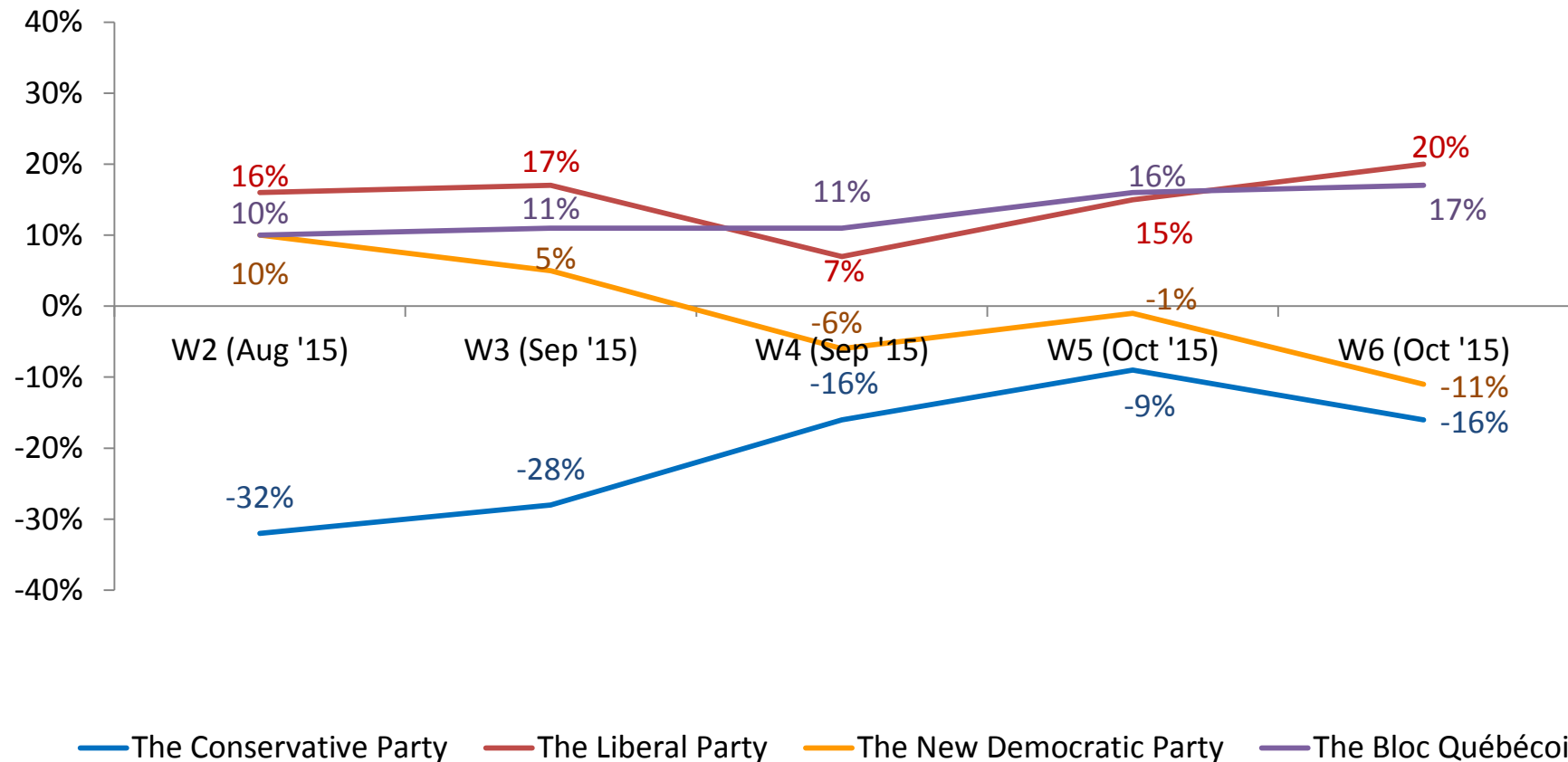
Note: Gilles Duceppe/Bloc Québécois asked in Quebec only



Net Impact of RSH Tracking: Impact of RSH declines for NDP, CPC, improves for Liberals



Did what you read, see or hear leave you feeling a lot more favourable, somewhat more favourable, somewhat less favourable or a lot less favourable towards [Stephen Harper/Justin Trudeau/Thomas Mulcair/Gilles Duceppe] and the federal [Conservative/Liberal/NDP/Bloc Québécois] party, or did it make no difference?

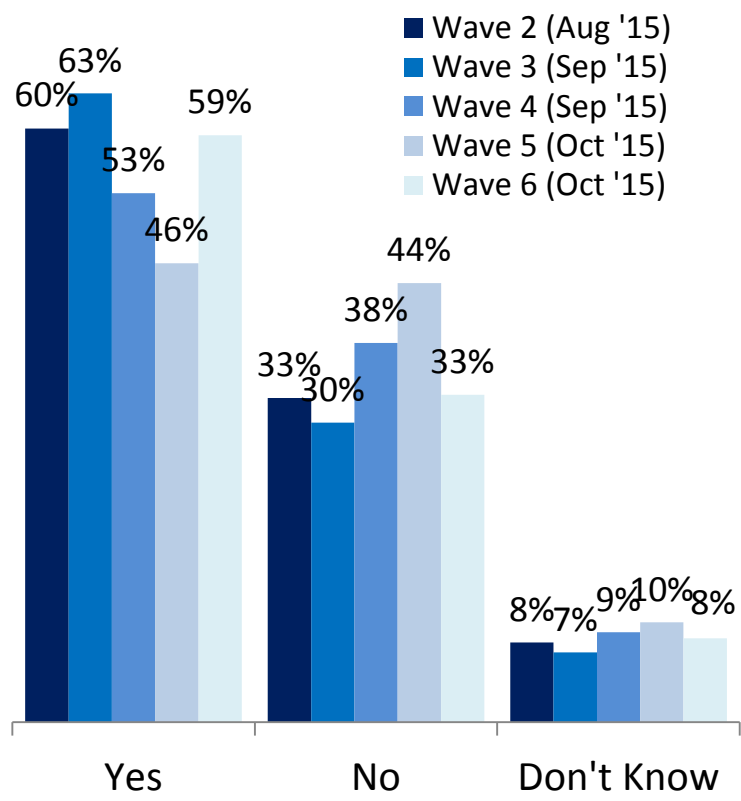


Note: Gilles Duceppe/Bloc Québécois asked in Quebec only

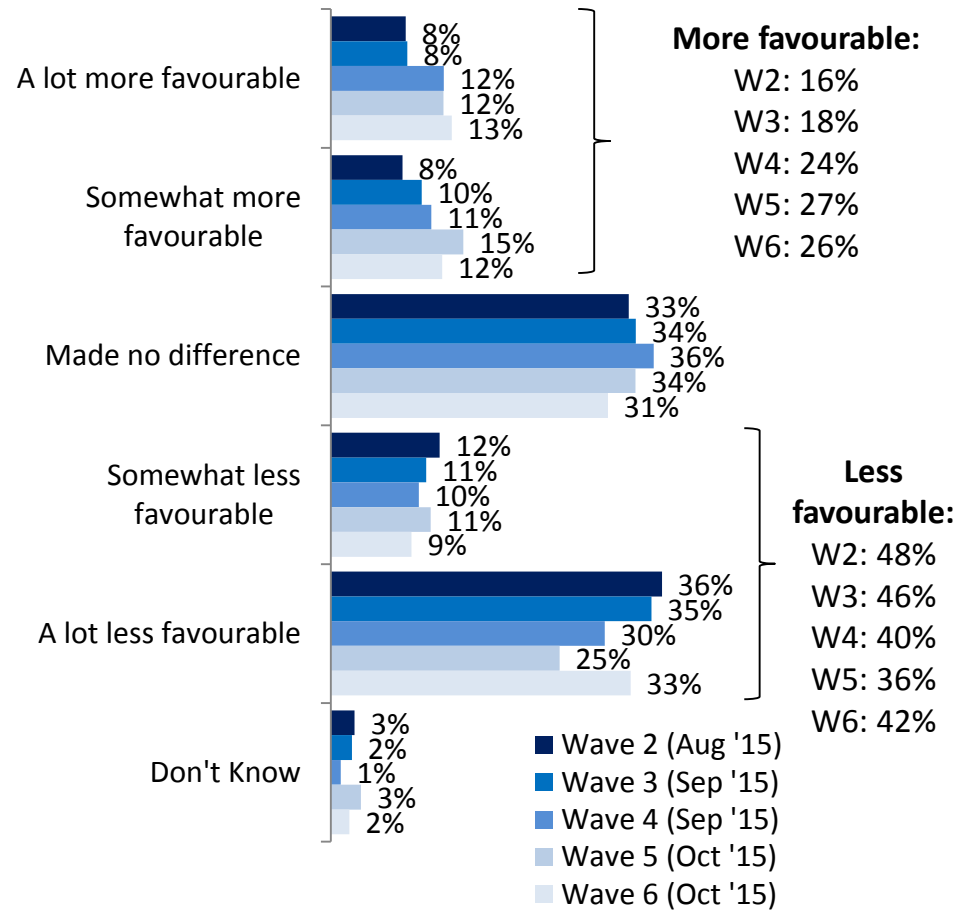
RSH about Conservatives: more have RSH about CPC and Harper, impact is more negative this week



Have you read, seen or heard anything about Stephen Harper and the federal Conservative party in the last few days?



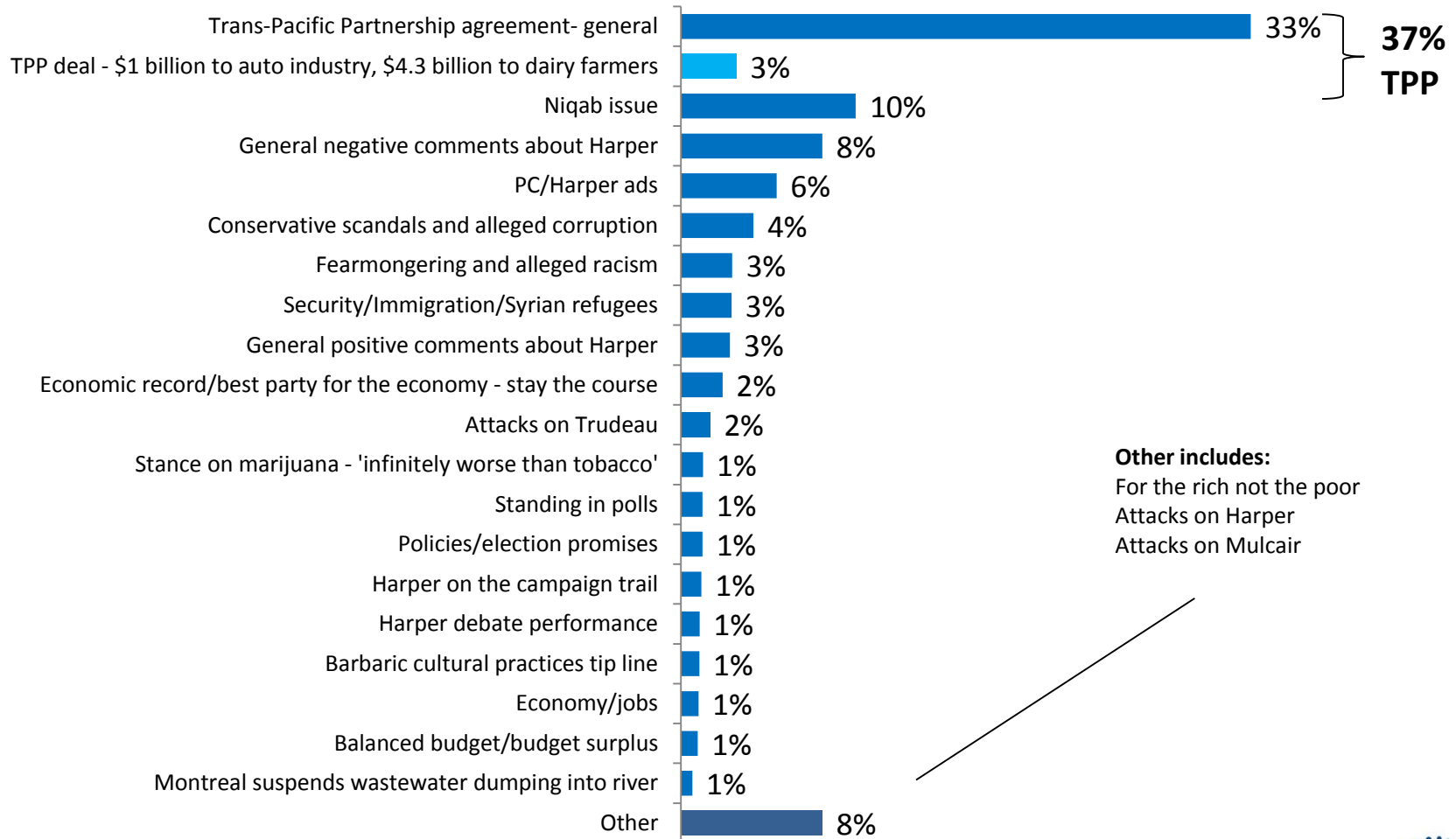
Did what you read, see or hear leave you feeling a lot more favourable, somewhat more favourable, somewhat less favourable or a lot less favourable towards Stephen Harper and the federal Conservative party, or did it make no difference?



RSH for CPC: nearly 4-in-10 have RSH about Harper and the Trans-Pacific Partnership agreement, 10% on Niqab



And what did you read, see, or hear about Stephen Harper and the federal Conservative Party? [n=1,144]

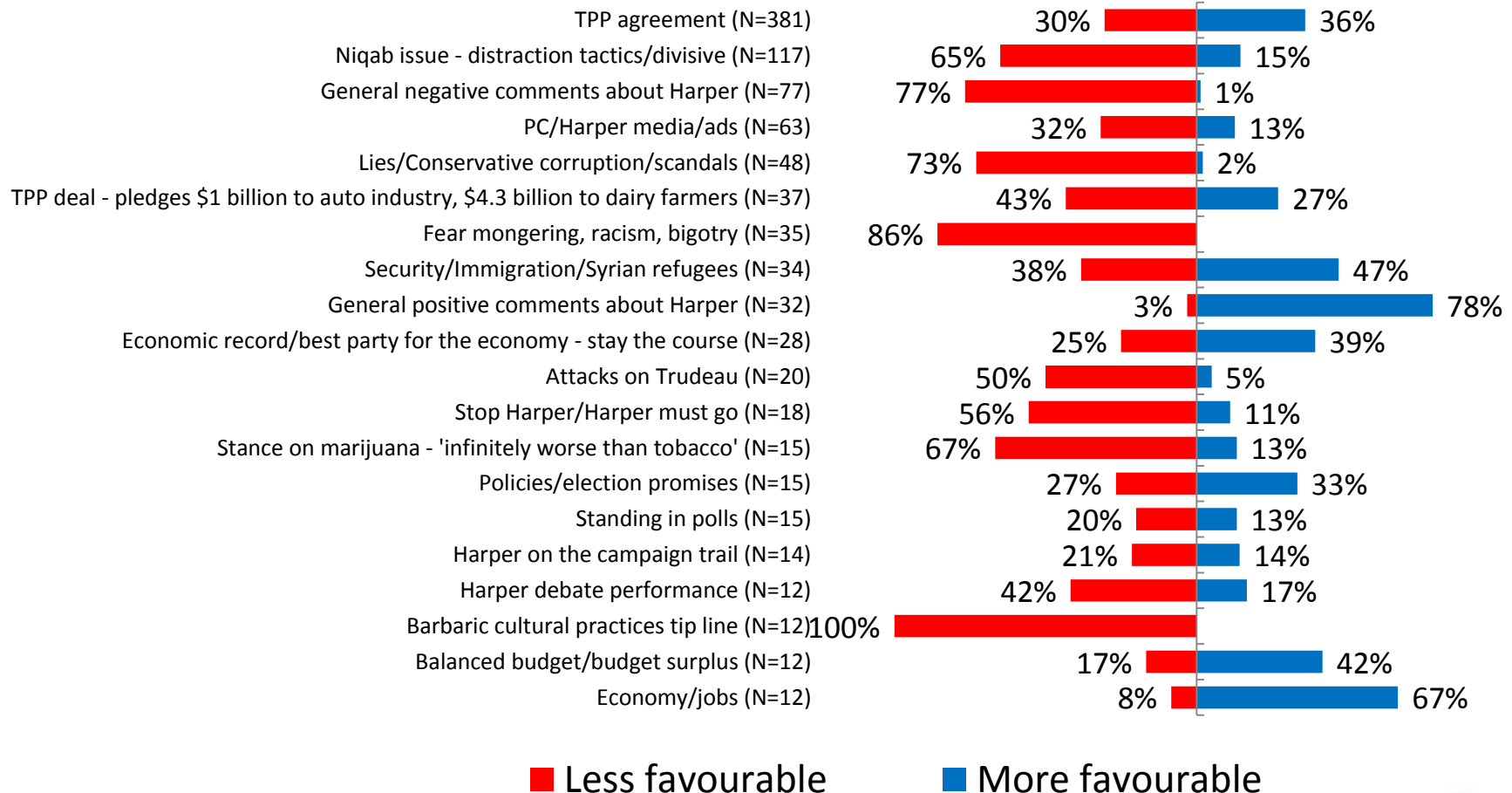


Note: 'Refused/Bad response' (1%), 'Don't know/None' (2%) not shown.

RSH Impact for CPC: Mixed reaction on TPP, strongly negative reaction on Niqab

Q

And what did you read, see, or hear about Stephen Harper and the federal Conservative Party? BY Did what you read, see or hear leave you feeling a lot more favourable, somewhat more favourable, somewhat less favourable or a lot less favourable towards Stephen Harper and the federal Conservative party, or did it make no difference?

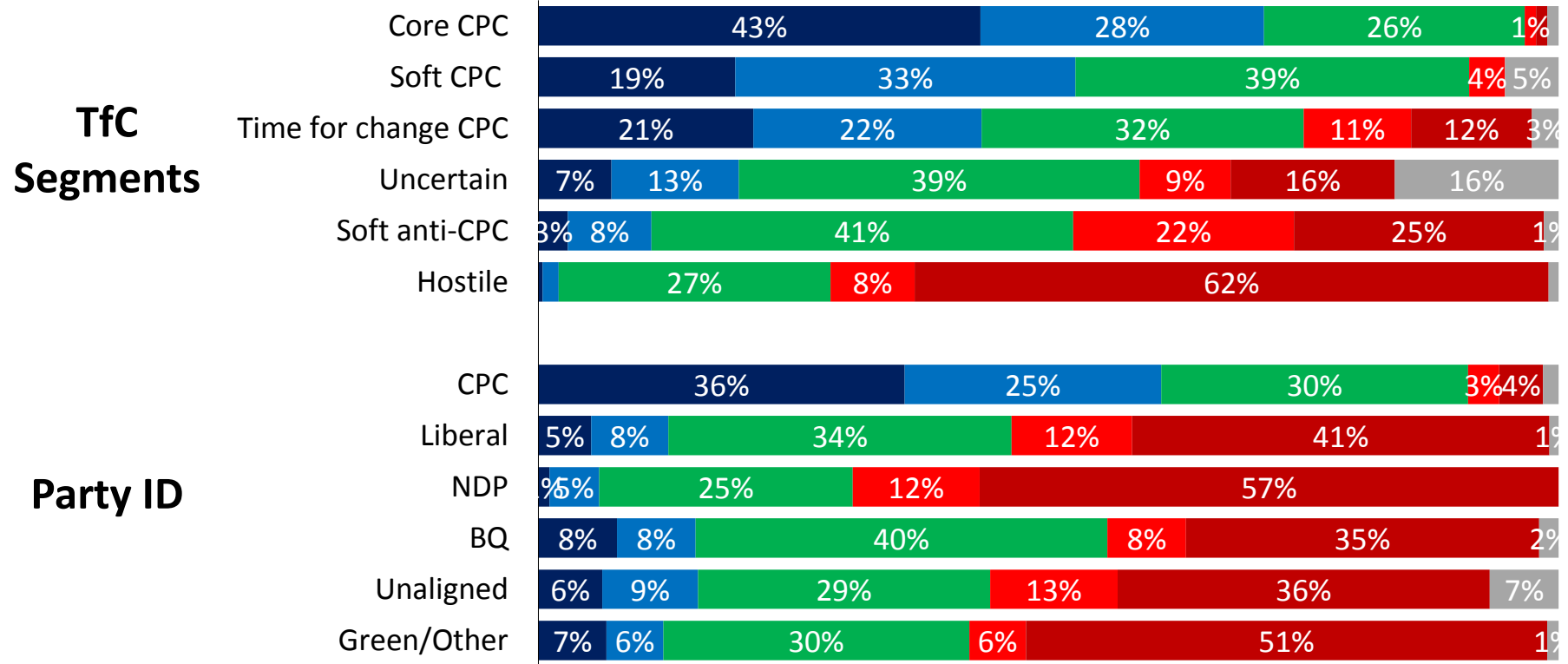


Note: Only codes with N>=10 are included in this analysis

RSH impact for CPC: Tfc Tories more favourable, but unaligned voters reacting negatively to CPC and Harper



Did what you read, see or hear leave you feeling a lot more favourable, somewhat more favourable, somewhat less favourable or a lot less favourable towards Stephen Harper and the federal Conservative party, or did it make no difference?



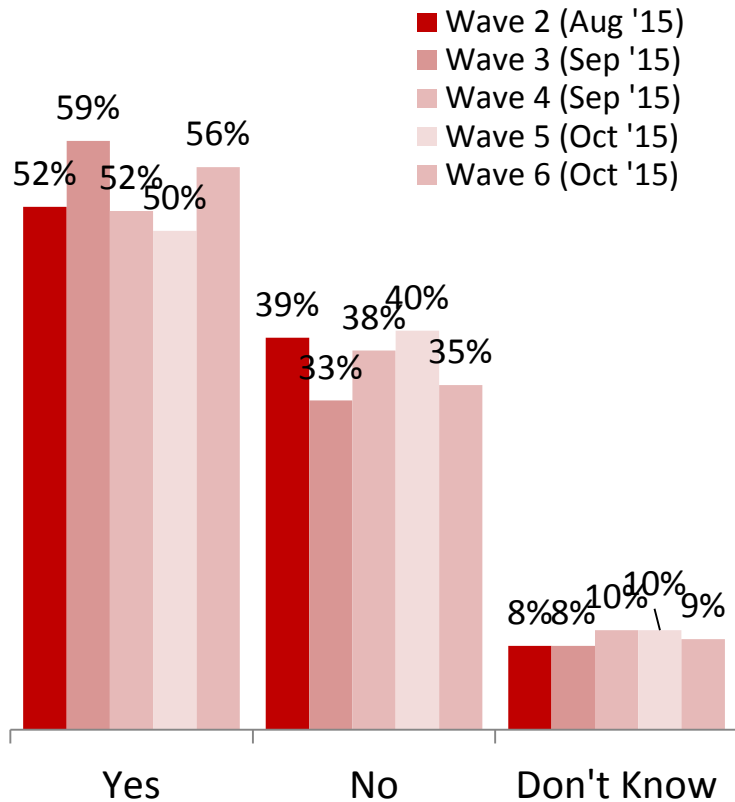
■ A lot more favourable
 ■ Somewhat more favourable
 ■ Made no difference
■ Somewhat less favourable
 ■ A lot less favourable
 ■ Don't Know



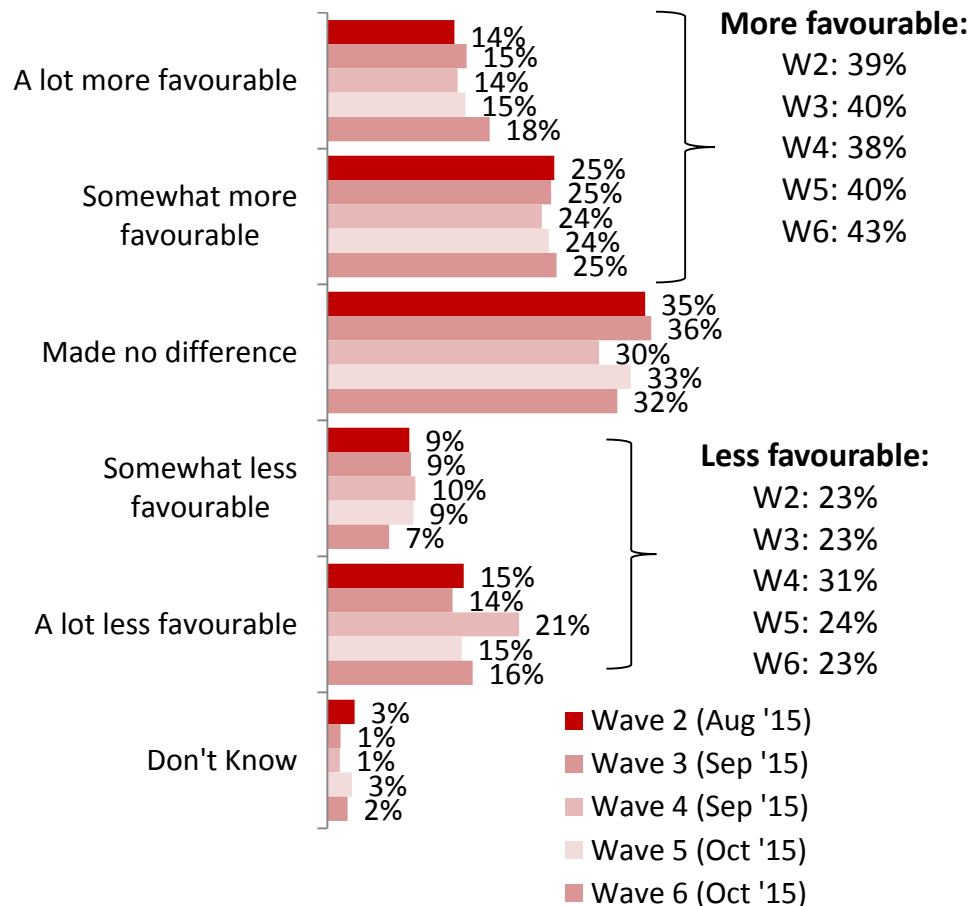
RSH about Liberals: slightly more have RSH, RSH impact more positive week-to-week



Have you read, seen or heard anything about Justin Trudeau and the federal Liberal party in the last few days?



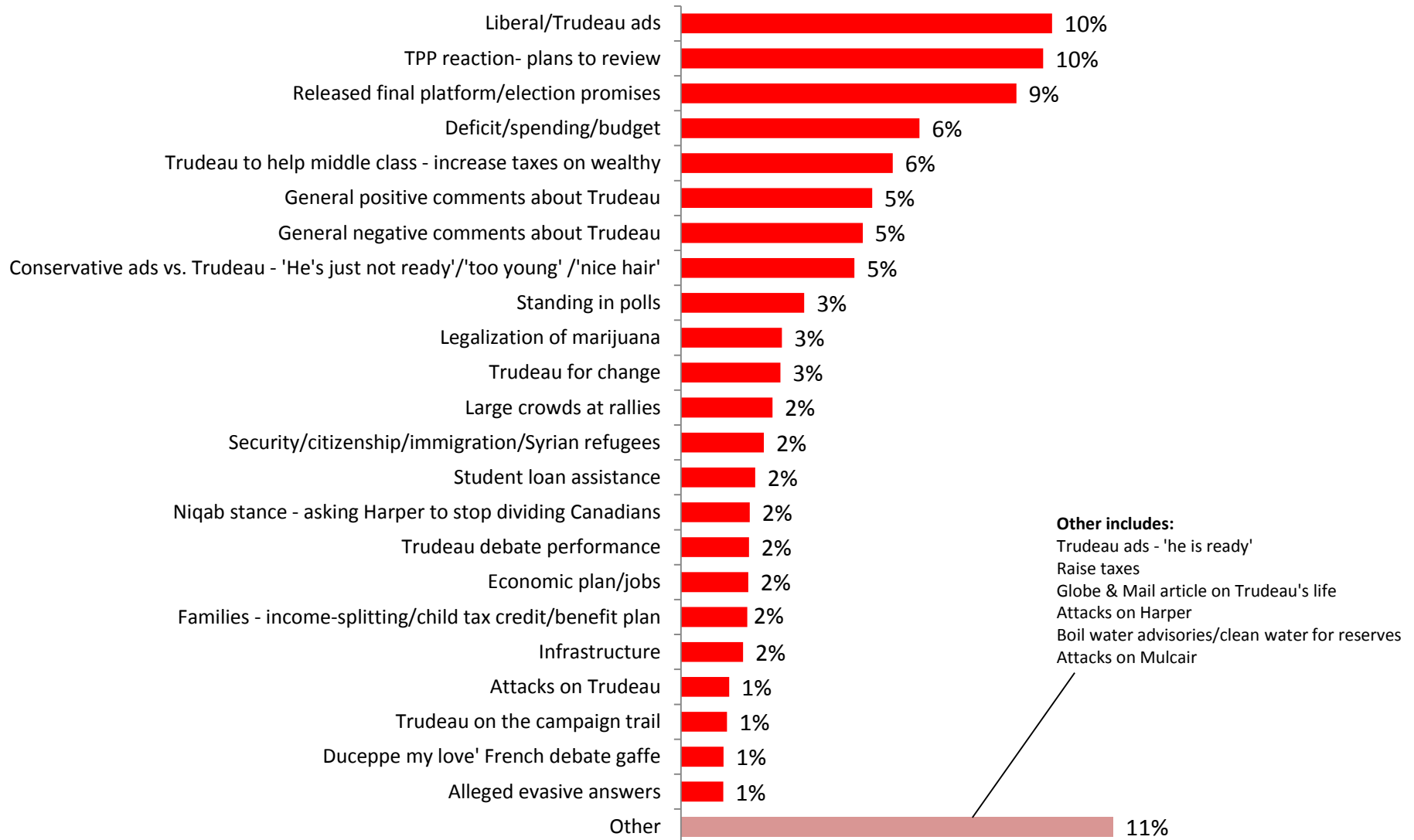
Did what you read, see or hear leave you feeling a lot more favourable, somewhat more favourable, somewhat less favourable or a lot less favourable towards Justin Trudeau and the federal Liberal party, or did it make no difference?



RSH about Trudeau: Ads, TPP reaction, final platform, deficit, plans to help middle class top mentions

Q

And what did you read, see, or hear about Justin Trudeau and the federal Liberal party? [n=1,090]

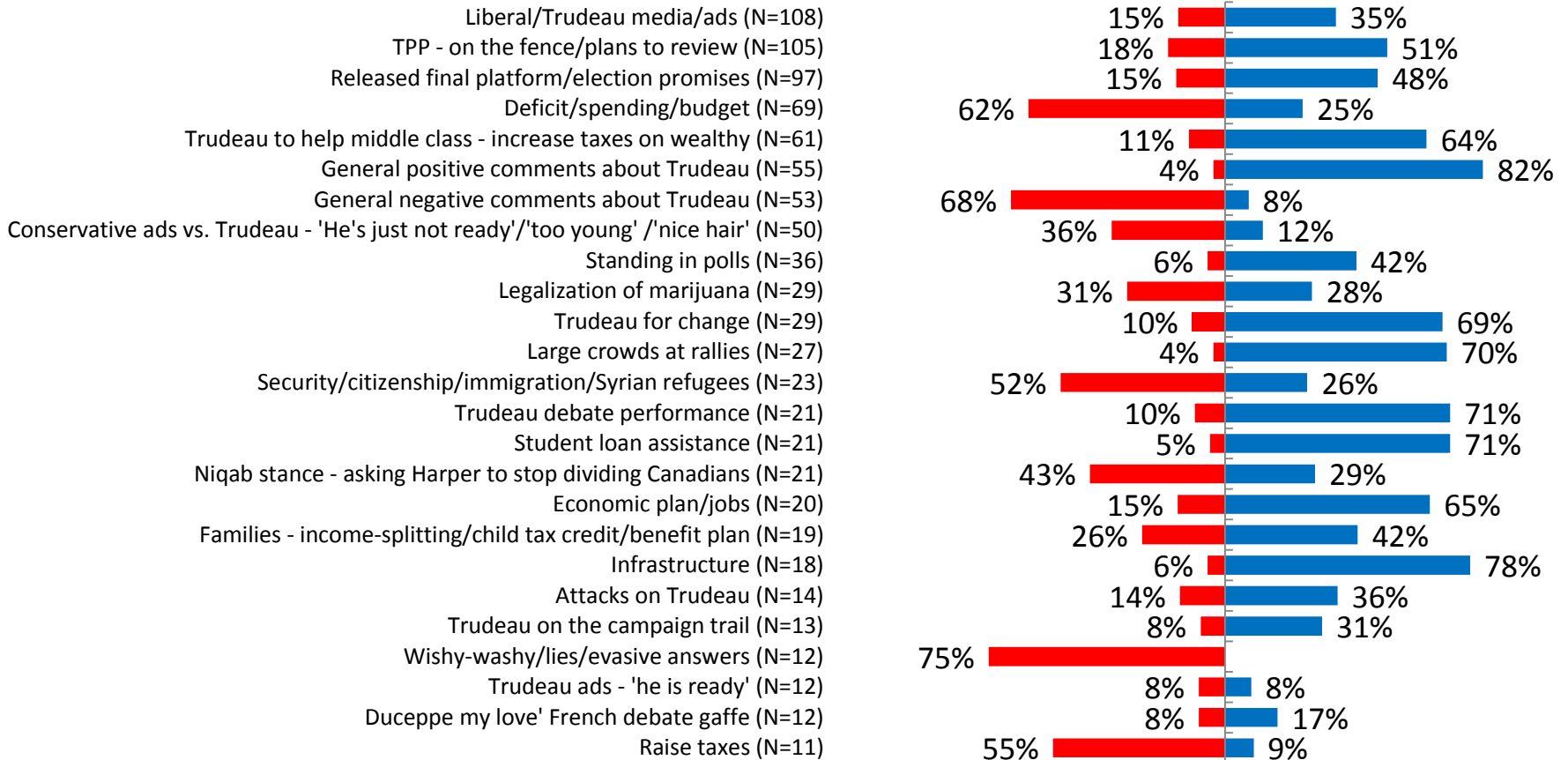


Note: Refused/Bad respondent (2%), None/Don't know (3%) not shown.

RSH impact for LPC: Liberal ads, TPP reaction and final platform all prove strongly positive, deficit reads negative



And what did you read, see, or hear about Justin Trudeau and the Liberal Party? BY Did what you read, see or hear leave you feeling a lot more favourable, somewhat more favourable, somewhat less favourable or a lot less favourable towards Justin Trudeau and the federal Liberal Party, or did it make no difference?



■ Less favourable

■ More favourable

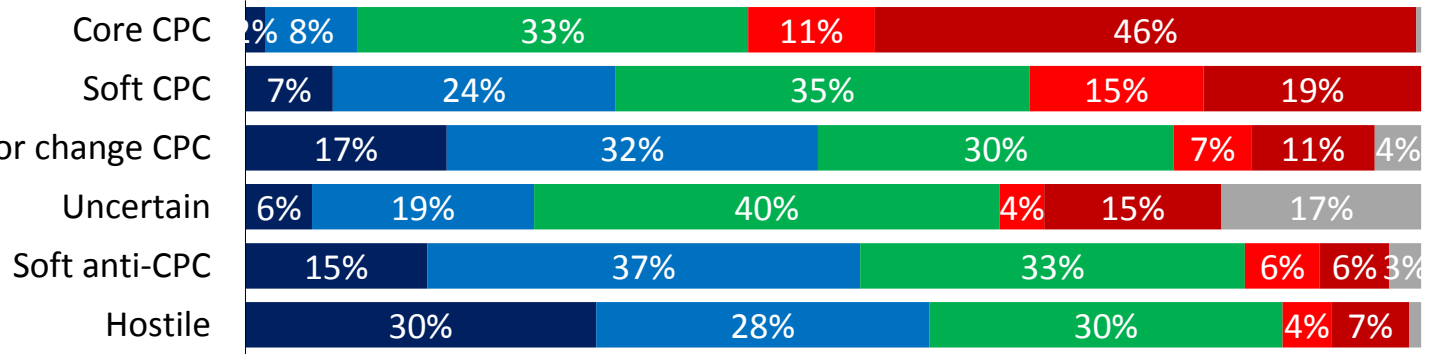
Note: Only codes with N>=10 are included in this analysis

RSH impact for LPC: Tfc Tories, LPC and NDP identifiers, Unaligned like what they heard about Trudeau and Liberals

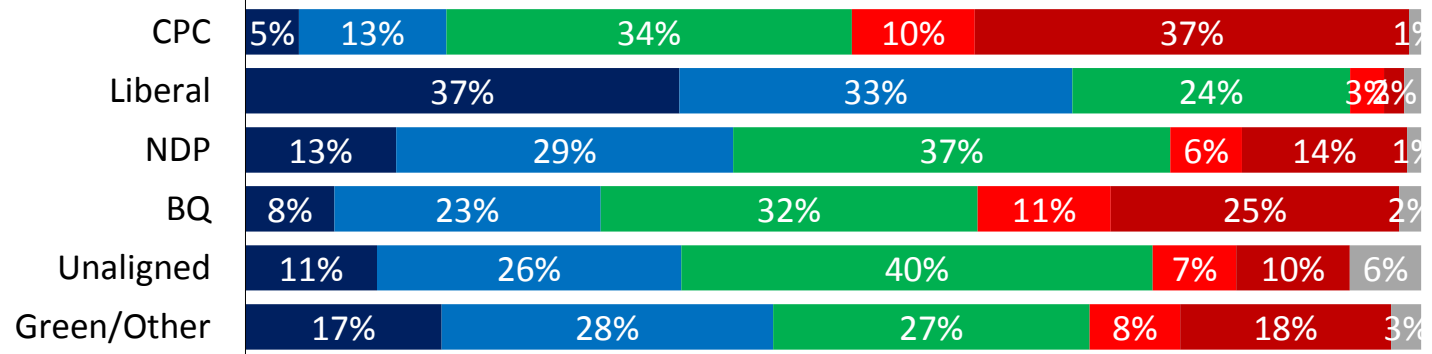


Did what you read, see or hear leave you feeling a lot more favourable, somewhat more favourable, somewhat less favourable or a lot less favourable towards Justin Trudeau and the federal Liberal party, or did it make no difference?

Tfc Segments



Party ID

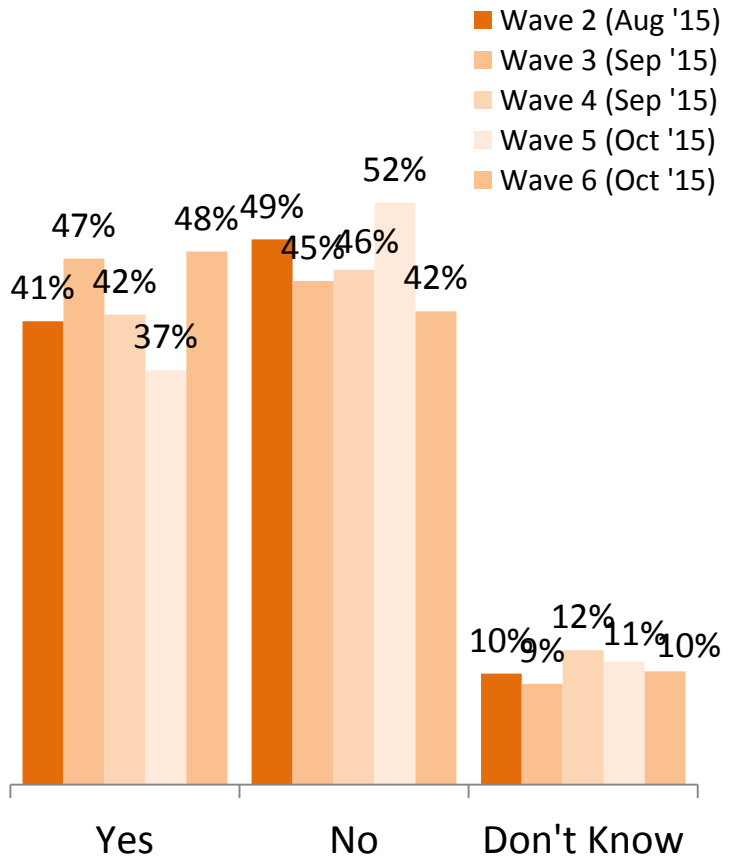


■ A lot more favourable
 ■ Somewhat more favourable
 ■ Made no difference
■ Somewhat less favourable
 ■ A lot less favourable
 ■ Don't Know

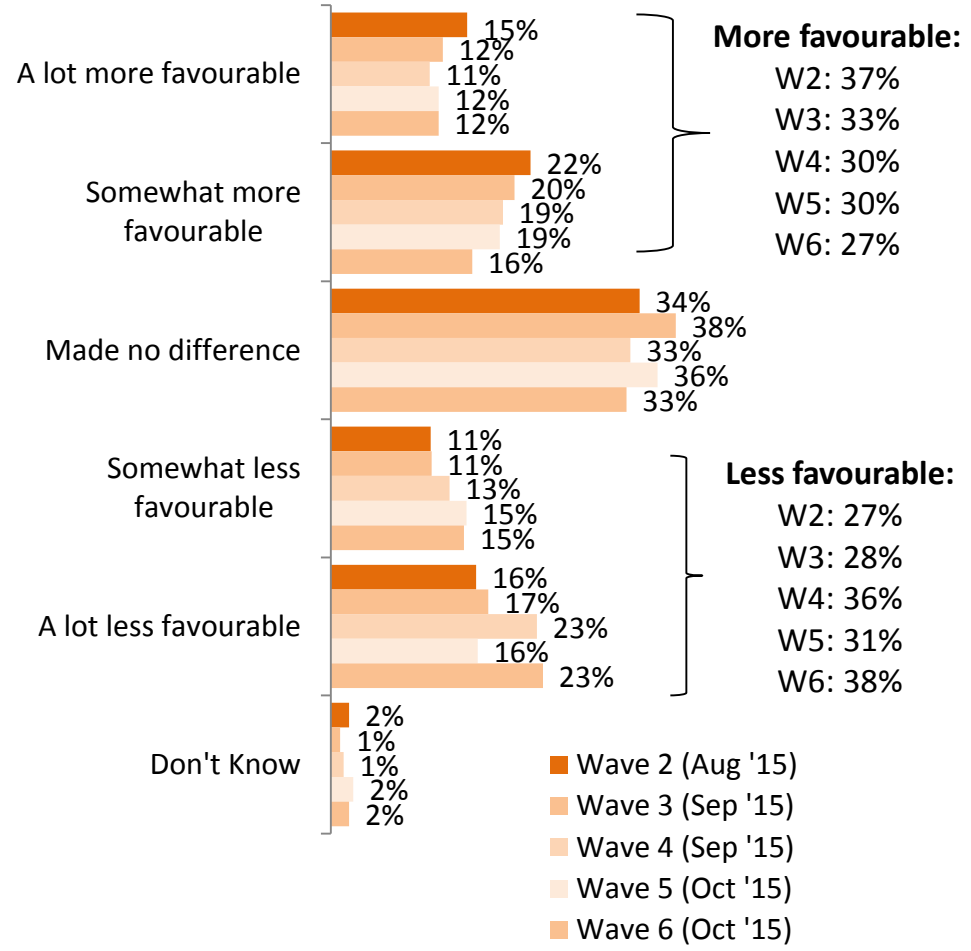


RSH about NDP: spike in RSH about NDP, more negative impact this week

Q Have you read, seen or heard anything about Thomas Mulcair and the federal NDP in the last few days?

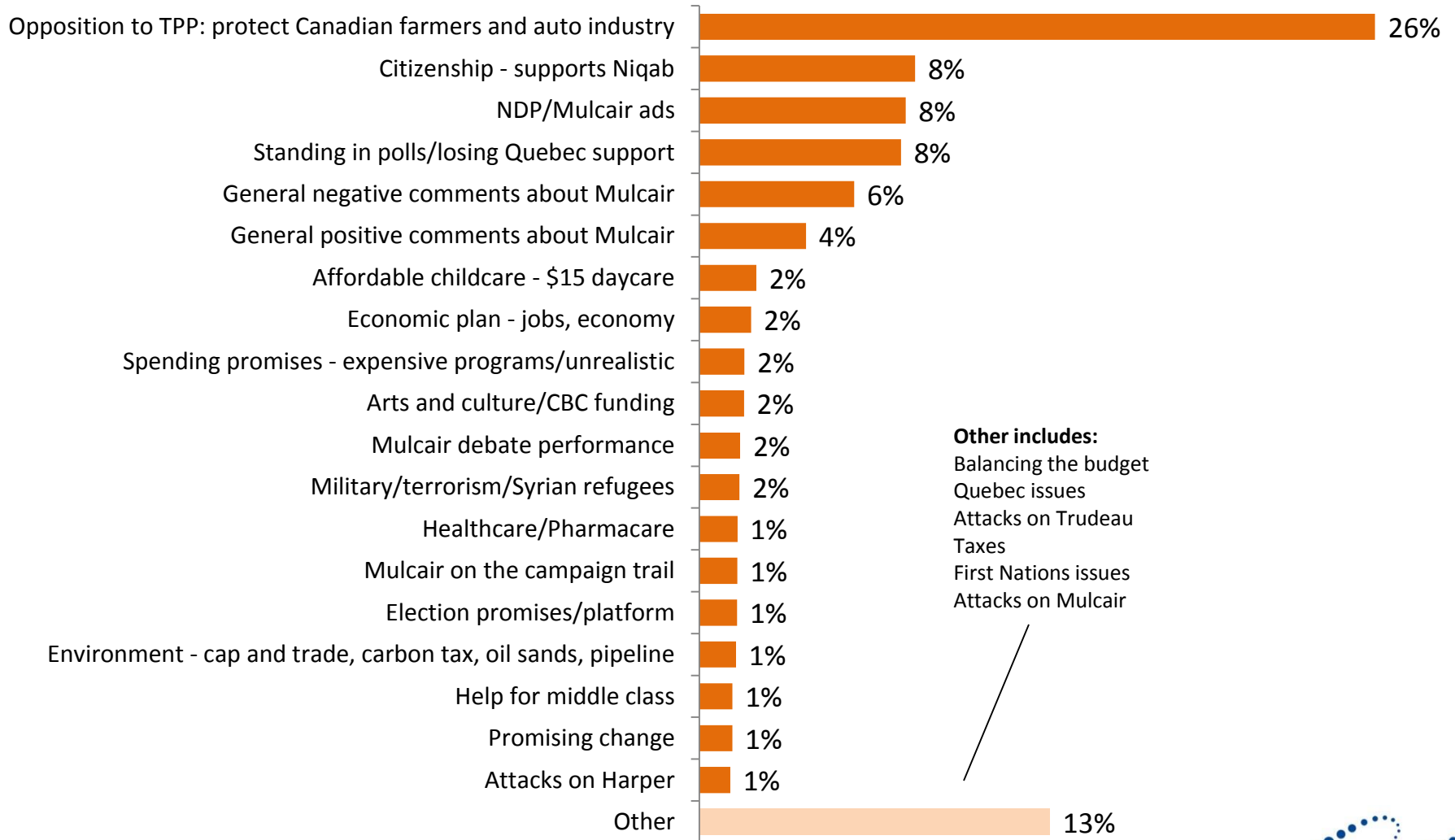


Q Did what you read, see or hear leave you feeling a lot more favourable, somewhat more favourable, somewhat less favourable or a lot less favourable towards Thomas Mulcair and the federal NDP, or did it make no difference?



RSH for NDP: Opposition to TPP, Niqab issue and ads top mentions

Q And what did you read, see, or hear about Thomas Mulcair and the federal NDP? [n=924]

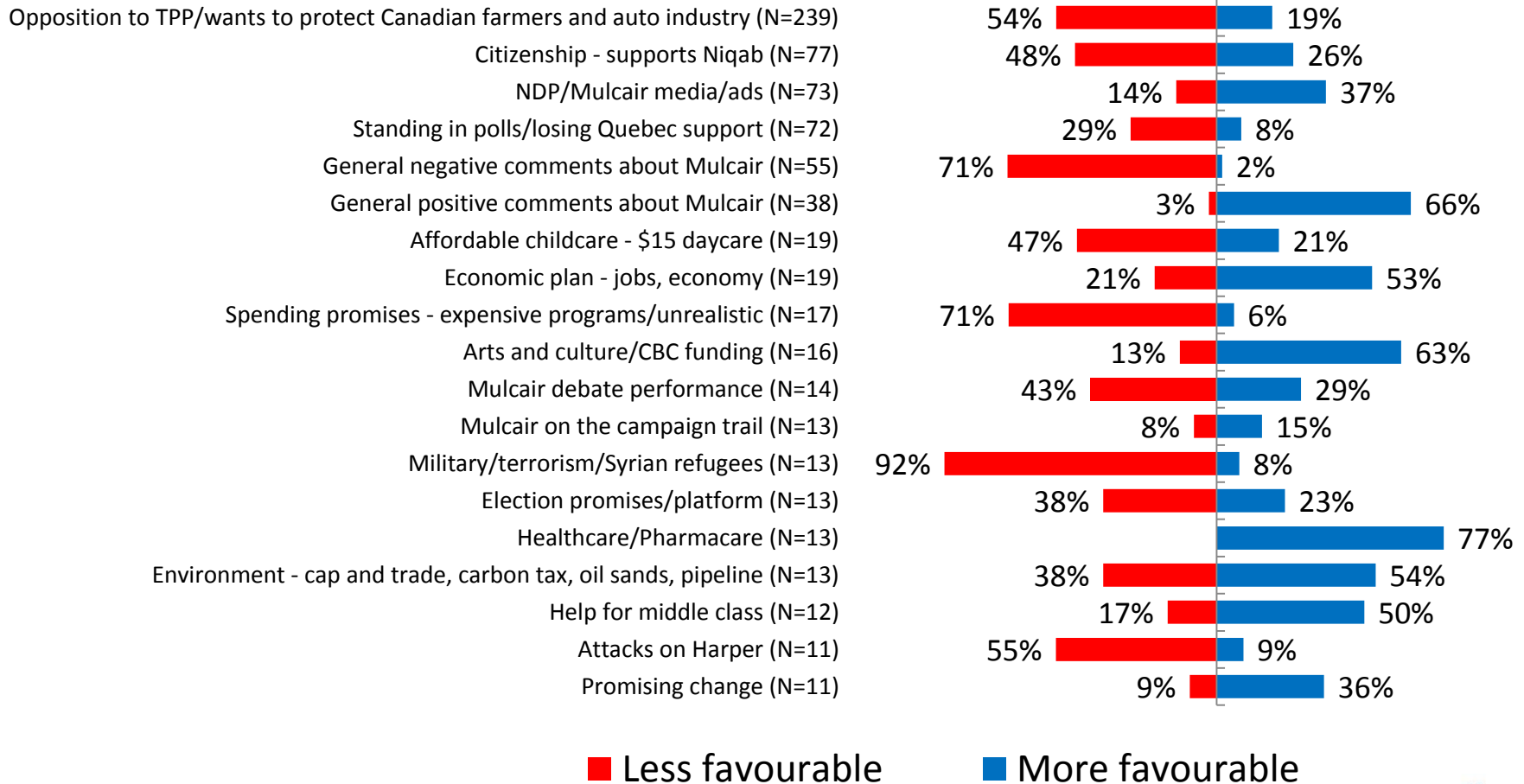


Note: Refused/Bad respondent (2%), None/Don't know (4%) not shown.

RSH for NDP: Mulcair and NDP appear to be losing the public debate on TPP, Niqab



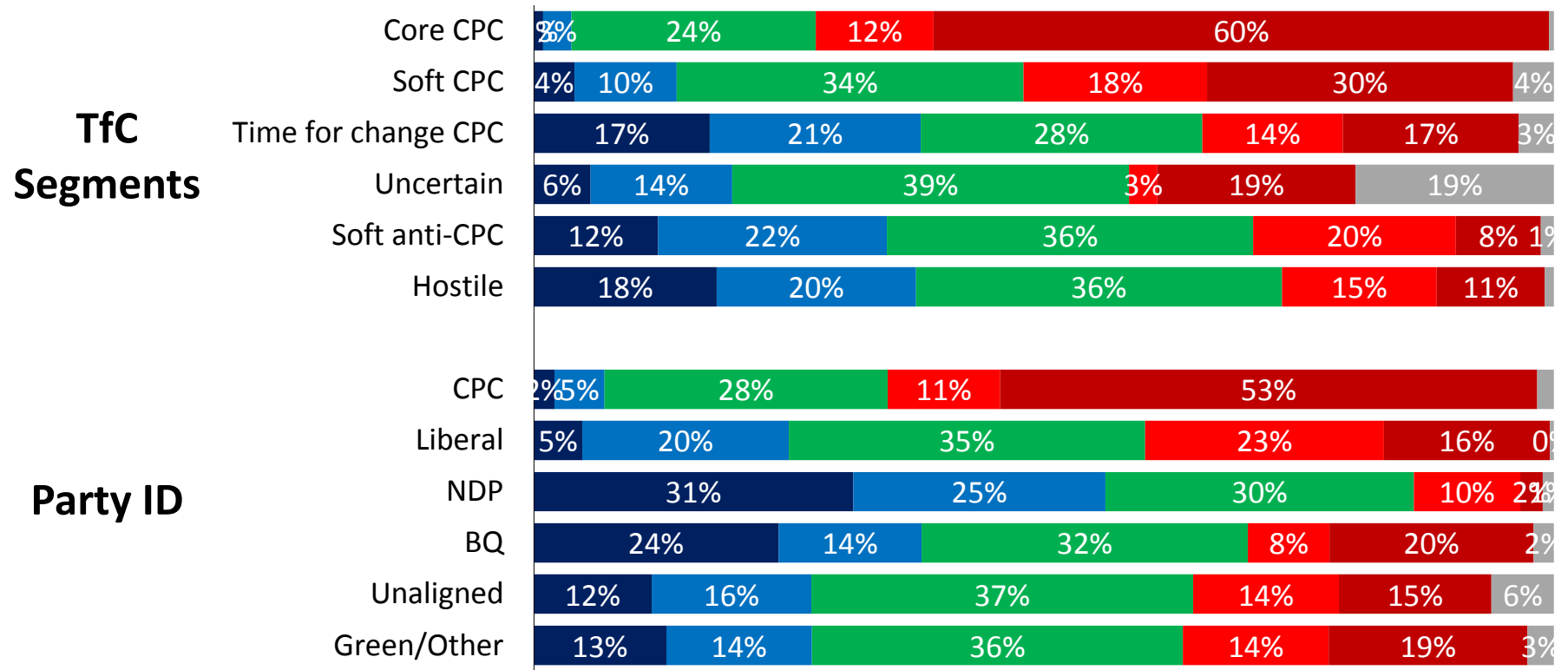
And what did you read, see, or hear about Thomas Mulcair and the federal NDP? BY Did what you read, see or hear leave you feeling a lot more favourable, somewhat more favourable, somewhat less favourable or a lot less favourable towards Thomas Mulcair and the federal NDP, or did it make no difference?



Note: Only codes with N>=10 are included in this analysis

RSH impact for NDP: anti-CPC groups only mildly positive on what they're hearing about Mulcair

Q Did what you read, see or hear leave you feeling a lot more favourable, somewhat more favourable, somewhat less favourable or a lot less favourable towards Thomas Mulcair and the federal NDP, or did it make no difference?



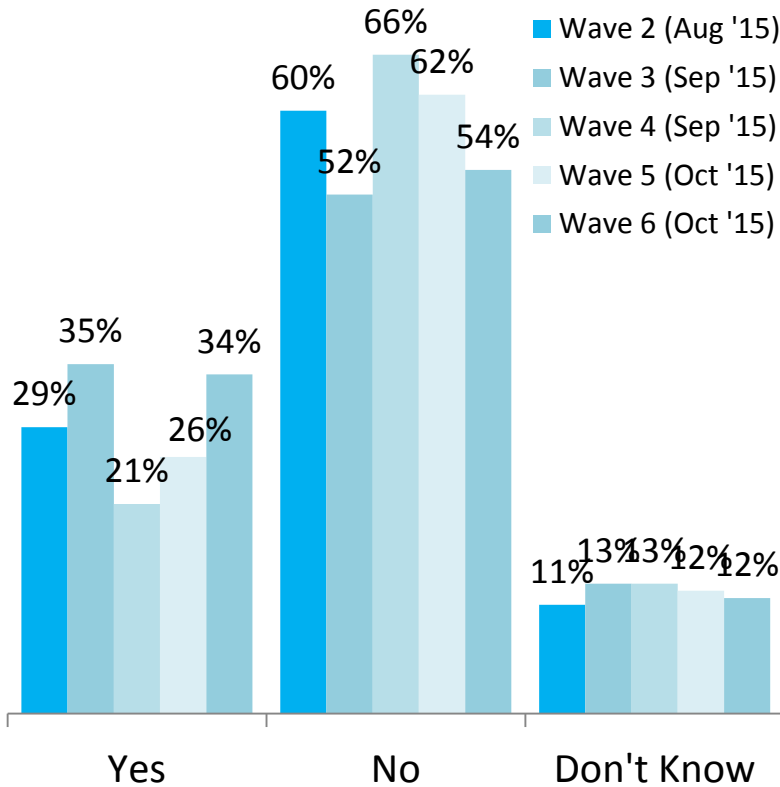
■ A lot more favourable
 ■ Somewhat more favourable
 ■ Made no difference
■ Somewhat less favourable
 ■ A lot less favourable
 ■ Don't Know

[QC ONLY] RSH about BQ: more have RSH about BQ and Duceppe, impact steady and positive



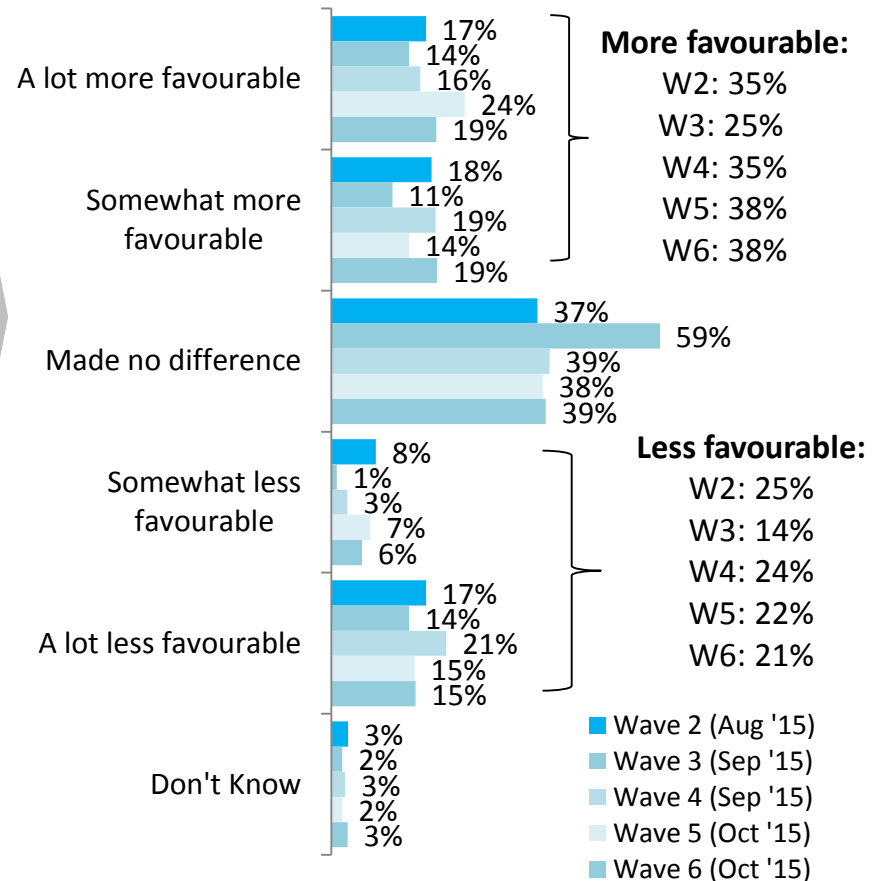
Have you read, seen or heard anything about Gilles Duceppe and the Bloc Quebecois in the last few days?

[QC Only]



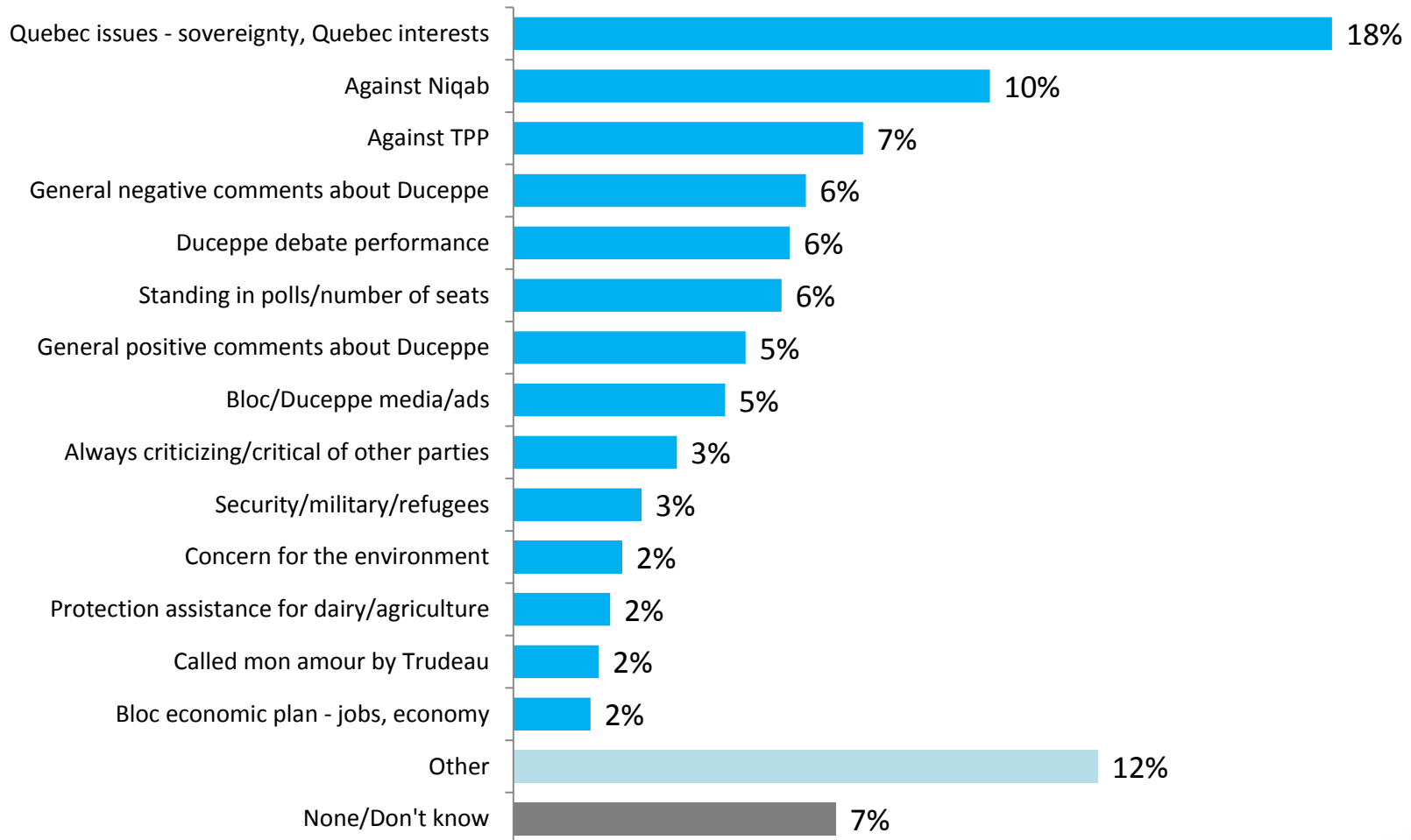
Did what you read, see or hear leave you feeling a lot more favourable, somewhat more favourable, somewhat less favourable or a lot less favourable towards Gilles Duceppe and the Bloc Quebecois, or did it make no difference?

[QC Only; RSH only n=162 weighted]



RSH for BQ: sovereignty top issue, Niqab, TPP

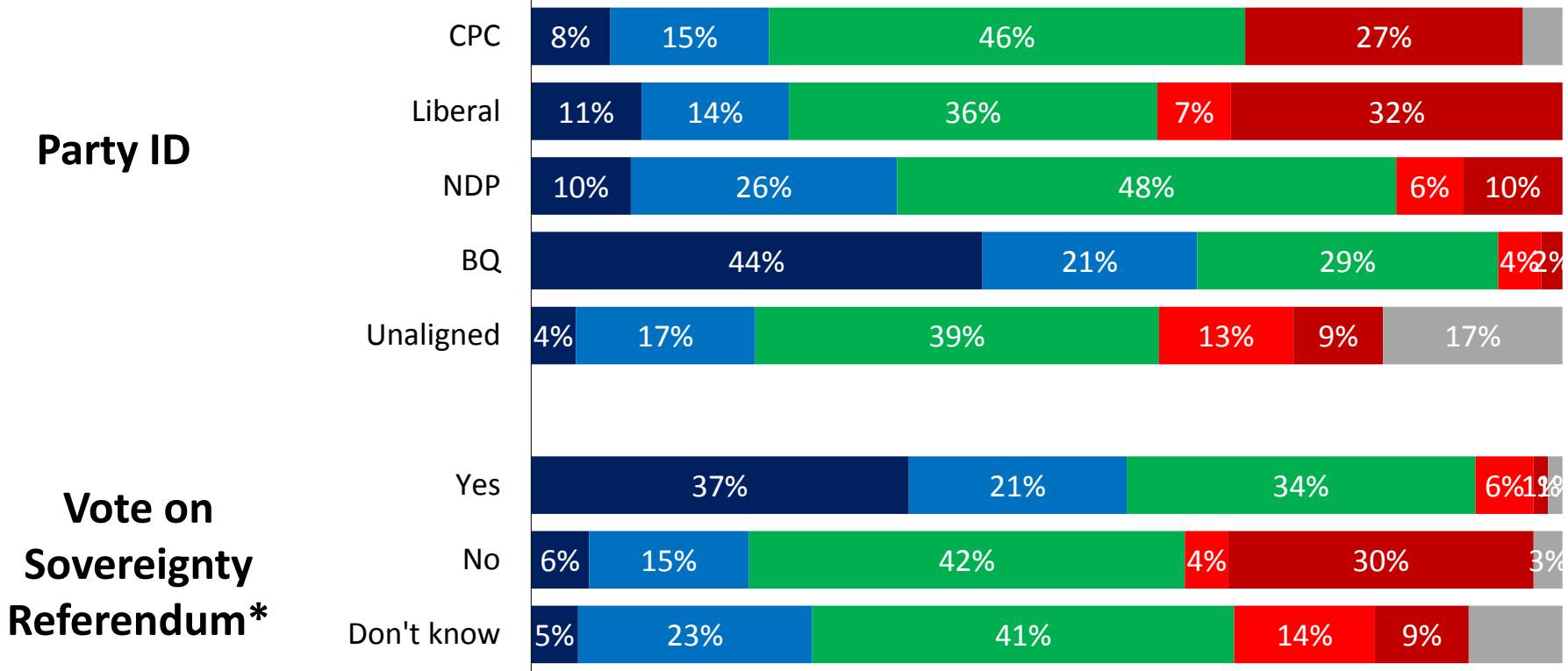
Q And what did you read, see, or hear about Gilles Duceppe and the Bloc Quebecois?
[N=154, QC ONLY]



Note: Refused/Bad response (4%) not shown.

RSH impact for Bloc: BQ-identifiers, “Yes” on sovereignty voters much more favourable towards Duceppe and Bloc

Q Did what you read, see or hear leave you feeling a lot more favourable, somewhat more favourable, somewhat less favourable or a lot less favourable towards Gilles Duceppe and the Bloc Quebecois, or did it make no difference? [QC ONLY; RSH DUCEPPE ONLY; n=154 weighted]



■ A lot more favourable
 ■ Somewhat more favourable
 ■ Made no difference
■ Somewhat less favourable
 ■ A lot less favourable
 ■ Don't Know

*Question wording: “If a referendum were held today based on the same question that was asked during the last referendum in 1995, i.e. sovereignty combined with a partnership offer for the rest of Canada, would you vote YES or would you vote NO?”



Appendix- Riding Cluster Breakdown

These are the ridings that make up each riding cluster defined above

Riding Clusters: Rural CPC Blowout 1

Main Clusters for **Rural CPC Blowout (1 of 2)** by detailed clusters, province and riding name.

Main cluster	Detailed cluster	Province	Riding Name
Rural CPC Blowouts	CPC Blowouts: Rural Ridings	British Columbia	Cariboo--Prince George
Rural CPC Blowouts	CPC Blowouts: Rural Ridings	British Columbia	Central Okanagan--Similkameen--Nicola
Rural CPC Blowouts	CPC Blowouts: Rural Ridings	British Columbia	North Okanagan--Shuswap
Rural CPC Blowouts	CPC Blowouts: Rural Ridings	British Columbia	Prince George--Peace River--Northern Rockies
Rural CPC Blowouts	CPC Blowouts: Rural Ridings	New Brunswick	Fundy Royal
Rural CPC Blowouts	CPC Blowouts: Rural Ridings	New Brunswick	Miramichi--Grand Lake
Rural CPC Blowouts	CPC Blowouts: Rural Ridings	New Brunswick	New Brunswick Southwest
Rural CPC Blowouts	CPC Blowouts: Rural Ridings	Nova Scotia	Central Nova
Rural CPC Blowouts	CPC Blowouts: Rural Ridings	Nova Scotia	Cumberland--Colchester
Rural CPC Blowouts	CPC Blowouts: Rural Ridings	Ontario	Bay of Quinte
Rural CPC Blowouts	CPC Blowouts: Rural Ridings	Ontario	Chatham-Kent--Leamington
Rural CPC Blowouts	CPC Blowouts: Rural Ridings	Ontario	Durham
Rural CPC Blowouts	CPC Blowouts: Rural Ridings	Ontario	Elgin--Middlesex--London
Rural CPC Blowouts	CPC Blowouts: Rural Ridings	Ontario	Flamborough--Glanbrook
Rural CPC Blowouts	CPC Blowouts: Rural Ridings	Ontario	Haldimand--Norfolk
Rural CPC Blowouts	CPC Blowouts: Rural Ridings	Ontario	Hastings--Lennox and Addington
Rural CPC Blowouts	CPC Blowouts: Rural Ridings	Ontario	Huron--Bruce
Rural CPC Blowouts	CPC Blowouts: Rural Ridings	Ontario	Kanata--Carleton
Rural CPC Blowouts	CPC Blowouts: Rural Ridings	Ontario	Kitchener--Conestoga
Rural CPC Blowouts	CPC Blowouts: Rural Ridings	Ontario	Lambton--Kent--Middlesex
Rural CPC Blowouts	CPC Blowouts: Rural Ridings	Ontario	Oxford
Rural CPC Blowouts	CPC Blowouts: Rural Ridings	Ontario	Parry Sound--Muskoka
Rural CPC Blowouts	CPC Blowouts: Rural Ridings	Saskatchewan	Battlefords--Lloydminster
Rural CPC Blowouts	CPC Blowouts: Rural Ridings	Saskatchewan	Moose Jaw--Lake Centre--Lanigan
Rural CPC Blowouts	CPC Blowouts: Rural Ridings	Saskatchewan	Prince Albert

Riding Clusters: Rural CPC Blowout 2

Main Clusters for Rural CPC Blowout (2 of 2) by detailed clusters, province and riding name.

Main cluster	Detailed cluster	Province	Riding Name
Rural CPC Blowouts	CPC Blowouts: Rural ridings, extreme blowouts	Alberta	Banff--Airdrie
Rural CPC Blowouts	CPC Blowouts: Rural ridings, extreme blowouts	Alberta	Battle River--Crowfoot
Rural CPC Blowouts	CPC Blowouts: Rural ridings, extreme blowouts	Alberta	Bow River
Rural CPC Blowouts	CPC Blowouts: Rural ridings, extreme blowouts	Alberta	Edmonton--Wetaskiwin
Rural CPC Blowouts	CPC Blowouts: Rural ridings, extreme blowouts	Alberta	Foothills
Rural CPC Blowouts	CPC Blowouts: Rural ridings, extreme blowouts	Alberta	Fort McMurray--Cold Lake
Rural CPC Blowouts	CPC Blowouts: Rural ridings, extreme blowouts	Alberta	Grande Prairie--Mackenzie
Rural CPC Blowouts	CPC Blowouts: Rural ridings, extreme blowouts	Alberta	Lakeland
Rural CPC Blowouts	CPC Blowouts: Rural ridings, extreme blowouts	Alberta	Medicine Hat--Cardston--Warner
Rural CPC Blowouts	CPC Blowouts: Rural ridings, extreme blowouts	Alberta	Peace River--Westlock
Rural CPC Blowouts	CPC Blowouts: Rural ridings, extreme blowouts	Alberta	Red Deer--Mountain View
Rural CPC Blowouts	CPC Blowouts: Rural ridings, extreme blowouts	Alberta	Red Deer--Lacombe
Rural CPC Blowouts	CPC Blowouts: Rural ridings, extreme blowouts	Alberta	Sturgeon River--Parkland
Rural CPC Blowouts	CPC Blowouts: Rural ridings, extreme blowouts	Alberta	Yellowhead
Rural CPC Blowouts	CPC Blowouts: Rural ridings, extreme blowouts	British Columbia	Chilliwack--Hope
Rural CPC Blowouts	CPC Blowouts: Rural ridings, extreme blowouts	Manitoba	Brandon--Souris
Rural CPC Blowouts	CPC Blowouts: Rural ridings, extreme blowouts	Manitoba	Dauphin--Swan River--Neepawa
Rural CPC Blowouts	CPC Blowouts: Rural ridings, extreme blowouts	Manitoba	Portage--Lisgar
Rural CPC Blowouts	CPC Blowouts: Rural ridings, extreme blowouts	Manitoba	Provencher
Rural CPC Blowouts	CPC Blowouts: Rural ridings, extreme blowouts	Manitoba	Selkirk--Interlake--Eastman
Rural CPC Blowouts	CPC Blowouts: Rural ridings, extreme blowouts	New Brunswick	Tobique--Mactaquac
Rural CPC Blowouts	CPC Blowouts: Rural ridings, extreme blowouts	Ontario	Barrie--Springwater--Oro-Medonte
Rural CPC Blowouts	CPC Blowouts: Rural ridings, extreme blowouts	Ontario	Bruce--Grey--Owen Sound
Rural CPC Blowouts	CPC Blowouts: Rural ridings, extreme blowouts	Ontario	Dufferin--Caledon
Rural CPC Blowouts	CPC Blowouts: Rural ridings, extreme blowouts	Ontario	Haliburton--Kawartha Lakes--Brock
Rural CPC Blowouts	CPC Blowouts: Rural ridings, extreme blowouts	Ontario	Lanark--Frontenac--Kingston
Rural CPC Blowouts	CPC Blowouts: Rural ridings, extreme blowouts	Ontario	Leeds-Grenville-Thousand Islands and Rideau La
Rural CPC Blowouts	CPC Blowouts: Rural ridings, extreme blowouts	Ontario	Niagara West
Rural CPC Blowouts	CPC Blowouts: Rural ridings, extreme blowouts	Ontario	Northumberland--Peterborough South
Rural CPC Blowouts	CPC Blowouts: Rural ridings, extreme blowouts	Ontario	Perth--Wellington
Rural CPC Blowouts	CPC Blowouts: Rural ridings, extreme blowouts	Ontario	Renfrew--Nipissing--Pembroke
Rural CPC Blowouts	CPC Blowouts: Rural ridings, extreme blowouts	Ontario	Carleton
Rural CPC Blowouts	CPC Blowouts: Rural ridings, extreme blowouts	Ontario	Simcoe North
Rural CPC Blowouts	CPC Blowouts: Rural ridings, extreme blowouts	Ontario	Simcoe--Grey
Rural CPC Blowouts	CPC Blowouts: Rural ridings, extreme blowouts	Ontario	Stormont--Dundas--South Glengarry
Rural CPC Blowouts	CPC Blowouts: Rural ridings, extreme blowouts	Ontario	Wellington--Halton Hills
Rural CPC Blowouts	CPC Blowouts: Rural ridings, extreme blowouts	Ontario	York--Simcoe
Rural CPC Blowouts	CPC Blowouts: Rural ridings, extreme blowouts	Saskatchewan	Cypress Hills--Grasslands
Rural CPC Blowouts	CPC Blowouts: Rural ridings, extreme blowouts	Saskatchewan	Carlton Trail--Eagle Creek
Rural CPC Blowouts	CPC Blowouts: Rural ridings, extreme blowouts	Saskatchewan	Souris--Moose Mountain
Rural CPC Blowouts	CPC Blowouts: Rural ridings, extreme blowouts	Saskatchewan	Yorkton--Melville

Riding Clusters: Urban/Suburban CPC Blowout

Main Clusters for **Urban/Suburban CPC Blowout** by detailed clusters, province and riding name.

Main cluster	Detailed cluster	Province	Riding Name
Urban/Suburban CPC Blowouts	CPC Blowouts: Agricultural suburbs/small cities	British Columbia	Abbotsford
Urban/Suburban CPC Blowouts	CPC Blowouts: Agricultural suburbs/small cities	British Columbia	Cloverdale--Langley City
Urban/Suburban CPC Blowouts	CPC Blowouts: Agricultural suburbs/small cities	British Columbia	Kelowna--Lake Country
Urban/Suburban CPC Blowouts	CPC Blowouts: Agricultural suburbs/small cities	British Columbia	Langley--Aldergrove
Urban/Suburban CPC Blowouts	CPC Blowouts: Agricultural suburbs/small cities	Manitoba	Charleswood--St. James--Assiniboia--Headingley
Urban/Suburban CPC Blowouts	CPC Blowouts: Agricultural suburbs/small cities	Manitoba	Kildonan--St. Paul
Urban/Suburban CPC Blowouts	CPC Blowouts: Agricultural suburbs/small cities	Ontario	Barrie--Innisfil
Urban/Suburban CPC Blowouts	CPC Blowouts: Agricultural suburbs/small cities	Ontario	Kitchener South--Hespeler
Urban/Suburban CPC Blowouts	CPC Blowouts: Agricultural suburbs/small cities	Ontario	Niagara Falls
Urban/Suburban CPC Blowouts	CPC Blowouts: Agricultural suburbs/small cities	Ontario	St. Catharines
Urban/Suburban CPC Blowouts	CPC Blowouts: High vis. minority population	Alberta	Calgary Forest Lawn
Urban/Suburban CPC Blowouts	CPC Blowouts: High vis. minority population	Alberta	Calgary Skyview
Urban/Suburban CPC Blowouts	CPC Blowouts: High vis. minority population	Alberta	Edmonton Manning
Urban/Suburban CPC Blowouts	CPC Blowouts: High vis. minority population	Alberta	Edmonton Mill Woods
Urban/Suburban CPC Blowouts	CPC Blowouts: High vis. minority population	British Columbia	Richmond Centre
Urban/Suburban CPC Blowouts	CPC Blowouts: High vis. minority population	British Columbia	Steveston--Richmond East
Urban/Suburban CPC Blowouts	CPC Blowouts: Wealthy Cities/Suburbs	Alberta	Calgary Centre
Urban/Suburban CPC Blowouts	CPC Blowouts: Wealthy Cities/Suburbs	Alberta	Calgary Confederation
Urban/Suburban CPC Blowouts	CPC Blowouts: Wealthy Cities/Suburbs	Alberta	Calgary Heritage
Urban/Suburban CPC Blowouts	CPC Blowouts: Wealthy Cities/Suburbs	Alberta	Calgary Midnapore
Urban/Suburban CPC Blowouts	CPC Blowouts: Wealthy Cities/Suburbs	Alberta	Calgary Nose Hill
Urban/Suburban CPC Blowouts	CPC Blowouts: Wealthy Cities/Suburbs	Alberta	Calgary Rocky Ridge
Urban/Suburban CPC Blowouts	CPC Blowouts: Wealthy Cities/Suburbs	Alberta	Calgary Shepard
Urban/Suburban CPC Blowouts	CPC Blowouts: Wealthy Cities/Suburbs	Alberta	Calgary Signal Hill
Urban/Suburban CPC Blowouts	CPC Blowouts: Wealthy Cities/Suburbs	Alberta	Edmonton Riverbend
Urban/Suburban CPC Blowouts	CPC Blowouts: Wealthy Cities/Suburbs	Alberta	Edmonton West
Urban/Suburban CPC Blowouts	CPC Blowouts: Wealthy Cities/Suburbs	Alberta	St. Albert--Edmonton
Urban/Suburban CPC Blowouts	CPC Blowouts: Wealthy Cities/Suburbs	British Columbia	South Surrey--White Rock
Urban/Suburban CPC Blowouts	CPC Blowouts: Wealthy Cities/Suburbs	Ontario	Burlington
Urban/Suburban CPC Blowouts	CPC Blowouts: Wealthy Cities/Suburbs	Ontario	King--Vaughan
Urban/Suburban CPC Blowouts	CPC Blowouts: Wealthy Cities/Suburbs	Ontario	Milton
Urban/Suburban CPC Blowouts	CPC Blowouts: Wealthy Cities/Suburbs	Ontario	Newmarket--Aurora
Urban/Suburban CPC Blowouts	CPC Blowouts: Wealthy Cities/Suburbs	Ontario	Oakville North--Burlington
Urban/Suburban CPC Blowouts	CPC Blowouts: Wealthy Cities/Suburbs	Ontario	Thornhill
Urban/Suburban CPC Blowouts	CPC Blowouts: Wealthy Cities/Suburbs	Ontario	Vaughan--Woodbridge
Urban/Suburban CPC Blowouts	CPC Blowouts: Wealthy Cities/Suburbs	Ontario	Whitby

Riding Clusters: CPC Strong Wins

Main Clusters for **CPC Strong Wins** by detailed clusters, province and riding name.

Main cluster	Detailed cluster	Province	Riding Name
CPC Strong Wins	CPC Strong Win - Independent second	Alberta	Sherwood Park--Fort Saskatchewan
CPC Strong Wins	CPC Strong Win - Liberal Second	British Columbia	North Vancouver
CPC Strong Wins	CPC Strong Win - Liberal Second	Manitoba	Saint Boniface--Saint Vital
CPC Strong Wins	CPC Strong Win - Liberal Second	Manitoba	Winnipeg South
CPC Strong Wins	CPC Strong Win - Liberal Second	Nunavut	Nunavut
CPC Strong Wins	CPC Strong Win - Liberal Second	Ontario	Aurora--Oak Ridges--Richmond Hill
CPC Strong Wins	CPC Strong Win - Liberal Second	Ontario	Brampton North
CPC Strong Wins	CPC Strong Win - Liberal Second	Ontario	Glengarry--Prescott--Russell
CPC Strong Wins	CPC Strong Win - Liberal Second	Ontario	Markham--Stouffville
CPC Strong Wins	CPC Strong Win - Liberal Second	Ontario	Nepean
CPC Strong Wins	CPC Strong Win - Liberal Second	Ontario	Oakville
CPC Strong Wins	CPC Strong Win - Liberal Second	Ontario	York Centre
CPC Strong Wins	CPC Strong Win - Liberal Second	Prince Edward Island	Egmont
CPC Strong Wins	CPC Strong Win - NDP Second	Alberta	Edmonton Griesbach
CPC Strong Wins	CPC Strong Win - NDP Second	Alberta	Lethbridge
CPC Strong Wins	CPC Strong Win - NDP Second	British Columbia	Coquitlam--Port Coquitlam
CPC Strong Wins	CPC Strong Win - NDP Second	British Columbia	Kamloops--Thompson--Cariboo
CPC Strong Wins	CPC Strong Win - NDP Second	British Columbia	Mission--Matsqui--Fraser Canyon
CPC Strong Wins	CPC Strong Win - NDP Second	British Columbia	Pitt Meadows--Maple Ridge
CPC Strong Wins	CPC Strong Win - NDP Second	New Brunswick	Saint John--Rothesay
CPC Strong Wins	CPC Strong Win - NDP Second	Ontario	Cambridge
CPC Strong Wins	CPC Strong Win - NDP Second	Ontario	Sarnia--Lambton
CPC Strong Wins	CPC Strong Win - NDP Second	Quebec	Beauce
CPC Strong Wins	CPC Strong Win - NDP Second	Quebec	Mégantic--L'Érable
CPC Strong Wins	CPC Strong Win - Tie for second	Alberta	Edmonton Centre
CPC Strong Wins	CPC Strong Win - Tie for second	British Columbia	Delta
CPC Strong Wins	CPC Strong Win - Tie for second	British Columbia	West Vancouver--Sunshine Coast--Sea to Sky Country
CPC Strong Wins	CPC Strong Win - Tie for second	New Brunswick	Fredericton
CPC Strong Wins	CPC Strong Win - Tie for second	Ontario	Brampton Centre
CPC Strong Wins	CPC Strong Win - Tie for second	Ontario	Brantford--Brant
CPC Strong Wins	CPC Strong Win - Tie for second	Ontario	Kenora
CPC Strong Wins	CPC Strong Win - Tie for second	Ontario	London West
CPC Strong Wins	CPC Strong Win - Tie for second	Ontario	Peterborough--Kawartha

Riding Clusters: CPC/NDP

Main Clusters for **CPC/NDP** by detailed clusters, province and riding name.

Main cluster	Detailed cluster	Province	Riding Name
CPC NDP Race	CPC/NDP: City Suburbs ROC	British Columbia	Burnaby North--Seymour
CPC NDP Race	CPC/NDP: City Suburbs ROC	British Columbia	Fleetwood--Port Kells
CPC NDP Race	CPC/NDP: City Suburbs ROC	British Columbia	Port Moody--Coquitlam
CPC NDP Race	CPC/NDP: City Suburbs ROC	Manitoba	Elmwood--Transcona
CPC NDP Race	CPC/NDP: City Suburbs ROC	Ontario	Oshawa
CPC NDP Race	CPC/NDP: City Suburbs ROC	Alberta	Edmonton Strathcona
CPC NDP Race	CPC/NDP: City Suburbs ROC	British Columbia	Burnaby South
CPC NDP Race	CPC/NDP: City Suburbs ROC	British Columbia	Surrey Centre
CPC NDP Race	CPC/NDP: Francophone Rural & Suburban QC	Quebec	Bellechasse--Les Etchemins--Lévis
CPC NDP Race	CPC/NDP: Francophone Rural & Suburban QC	Quebec	Lac-Saint-Jean
CPC NDP Race	CPC/NDP: Francophone Rural & Suburban QC	Quebec	Lévis--Lotbinière
CPC NDP Race	CPC/NDP: Francophone Rural & Suburban QC	Quebec	Charlesbourg--Haute-Saint-Charles
CPC NDP Race	CPC/NDP: Francophone Rural & Suburban QC	Quebec	Jonquière
CPC NDP Race	CPC/NDP: Francophone Rural & Suburban QC	Quebec	Louis-Saint-Laurent
CPC NDP Race	CPC/NDP: Rural/North ROC	British Columbia	Courtenay--Alberni
CPC NDP Race	CPC/NDP: Rural/North ROC	British Columbia	Kootenay--Columbia
CPC NDP Race	CPC/NDP: Rural/North ROC	British Columbia	South Okanagan--West Kootenay
CPC NDP Race	CPC/NDP: Rural/North ROC	British Columbia	North Island--Powell River
CPC NDP Race	CPC/NDP: Rural/North ROC	Nova Scotia	South Shore--St. Margarets
CPC NDP Race	CPC/NDP: Rural/North ROC	Ontario	Essex
CPC NDP Race	CPC/NDP: Rural/North ROC	Ontario	Sault Ste. Marie
CPC NDP Race	CPC/NDP: Rural/North ROC	Saskatchewan	Desnethé--Missinippi--Churchill River
CPC NDP Race	CPC/NDP: Rural/North ROC	Saskatchewan	Regina--Qu'Appelle
CPC NDP Race	CPC/NDP: Rural/North ROC	British Columbia	Cowichan--Malahat--Langford
CPC NDP Race	CPC/NDP: Rural/North ROC	British Columbia	Saanich--Esquimalt--Juan de Fuca
CPC NDP Race	CPC/NDP: Rural/North ROC	Northwest Territories	Northwest Territories
CPC NDP Race	CPC/NDP: Small cities	Saskatchewan	Saskatoon--University
CPC NDP Race	CPC/NDP: Small cities	Saskatchewan	Saskatoon--Grasswood
CPC NDP Race	CPC/NDP: Small cities	British Columbia	Nanaimo--Ladysmith
CPC NDP Race	CPC/NDP: Small cities	Ontario	Hamilton East--Stoney Creek
CPC NDP Race	CPC/NDP: Small cities	Ontario	Niagara Centre
CPC NDP Race	CPC/NDP: Small cities	Saskatchewan	Regina--Lewvan
CPC NDP Race	CPC/NDP: Small cities	Saskatchewan	Saskatoon West

Riding Clusters: LPC 2-way races or strong wins

Main Clusters for LPC 2-way races or strong wins by detailed clusters, province and riding name.

Main cluster	Detailed cluster	Province	Riding Name	Main cluster	Detailed cluster	Province	Riding Name
LPC 2-way races or strong wins	LPC Blowout	Newfoundland and Labrador	Long Range Mountains	LPC 2-way races or strong wins	LPC/CPC: Typical Urban	Ontario	Don Valley West
LPC 2-way races or strong wins	LPC Strong Win	Newfoundland and Labrador	Bonavista--Burin--Trinity	LPC 2-way races or strong wins	LPC/CPC: Typical Urban	Ontario	Eglinton--Lawrence
LPC 2-way races or strong wins	LPC Strong Win	Newfoundland and Labrador	Coast of Bays--Central--Notre Dame	LPC 2-way races or strong wins	LPC/CPC: Typical Urban	Ontario	Mississauga--Lakeshore
LPC 2-way races or strong wins	LPC Strong Win	Ontario	Humber River--Black Creek	LPC 2-way races or strong wins	LPC/CPC: Typical Urban	Ontario	Orléans
LPC 2-way races or strong wins	LPC/CPC: Rural	British Columbia	Vancouver South	LPC 2-way races or strong wins	LPC/CPC: Typical Urban	British Columbia	Vancouver Quadra
LPC 2-way races or strong wins	LPC/CPC: Rural	Manitoba	Winnipeg South Centre	LPC 2-way races or strong wins	LPC/CPC: Wealthy Urban	New Brunswick	Madawaska--Restigouche
LPC 2-way races or strong wins	LPC/CPC: Rural	Ontario	Ajax	LPC 2-way races or strong wins	LPC/CPC: Wealthy Urban	Nova Scotia	West Nova
LPC 2-way races or strong wins	LPC/CPC: Rural	Ontario	Brampton South	LPC 2-way races or strong wins	LPC/CPC: Wealthy Urban	Nova Scotia	Cape Breton--Canso
LPC 2-way races or strong wins	LPC/CPC: Rural	Ontario	Brampton West	LPC 2-way races or strong wins	LPC/CPC: Wealthy Urban	Nova Scotia	Sydney--Victoria
LPC 2-way races or strong wins	LPC/CPC: Rural	Ontario	Etobicoke Centre	LPC 2-way races or strong wins	LPC/CPC: Wealthy Urban	Prince Edward Island	Cardigan
LPC 2-way races or strong wins	LPC/CPC: Rural	Ontario	Markham--Unionville	LPC 2-way races or strong wins	LPC/CPC: Wealthy Urban	Prince Edward Island	Malpeque
LPC 2-way races or strong wins	LPC/CPC: Rural	Ontario	Mississauga Centre	LPC 2-way races or strong wins	LPC/NDP: QC Franco/Anglo mix	Quebec	Notre-Dame-de-Grâce--Westmount
LPC 2-way races or strong wins	LPC/CPC: Rural	Ontario	Mississauga East--Cooksville	LPC 2-way races or strong wins	LPC/NDP: QC Franco/Anglo mix	Quebec	Saint-Laurent
LPC 2-way races or strong wins	LPC/CPC: Rural	Ontario	Mississauga--Erin Mills	LPC 2-way races or strong wins	LPC/NDP: QC Franco/Anglo mix	Quebec	Saint-Léonard--Saint-Michel
LPC 2-way races or strong wins	LPC/CPC: Rural	Ontario	Mississauga--Streetsville	LPC 2-way races or strong wins	LPC/NDP: QC Franco/Anglo mix	Quebec	Brossard--Saint-Lambert
LPC 2-way races or strong wins	LPC/CPC: Rural	Ontario	Ottawa West--Nepean	LPC 2-way races or strong wins	LPC/NDP: QC Franco/Anglo mix	Quebec	Dorval--Lachine--LaSalle
LPC 2-way races or strong wins	LPC/CPC: Rural	Ontario	Pickering--Uxbridge	LPC 2-way races or strong wins	LPC/NDP: QC Franco/Anglo mix	Quebec	Ville-Marie--Le Sud-Ouest--Île-des-Soeurs
LPC 2-way races or strong wins	LPC/CPC: Rural	Ontario	Richmond Hill	LPC 2-way races or strong wins	LPC/NDP: Urban Toronto	Ontario	Toronto Centre
LPC 2-way races or strong wins	LPC/CPC: Rural	Ontario	Waterloo	LPC 2-way races or strong wins	LPC/NDP: Urban Toronto	Ontario	Parkdale--High Park
LPC 2-way races or strong wins	LPC/CPC: Rural	Ontario	Willowdale	LPC 2-way races or strong wins	LPC/NDP: Urban Toronto	Ontario	University--Rosedale
LPC 2-way races or strong wins	LPC/CPC: Rural	Ontario	Guelph				
LPC 2-way races or strong wins	LPC/CPC: Rural	Ontario	Ottawa South				
LPC 2-way races or strong wins	LPC/CPC: Rural	Ontario	Scarborough--Agincourt				
LPC 2-way races or strong wins	LPC/CPC: Rural	Quebec	Mount Royal				
LPC 2-way races or strong wins	LPC/CPC: Rural	Saskatchewan	Regina--Wascana				

Riding Clusters: NDP Strong Wins and Other

Main Clusters for **NDP Strong Wins** and **Other** by detailed clusters, province and riding name.

Main cluster	Detailed cluster	Province	Riding Name
NDP Strong Wins	NDP Strong Wins: BQ clear second	Quebec	Abitibi--Témiscamingue
NDP Strong Wins	NDP Strong Wins: BQ clear second	Quebec	Beloil--Chambly
NDP Strong Wins	NDP Strong Wins: BQ clear second	Quebec	Thérèse-De Blainville
NDP Strong Wins	NDP Strong Wins: BQ clear second	Quebec	Hochelaga
NDP Strong Wins	NDP Strong Wins: BQ clear second	Quebec	La Pointe-de-l'Île
NDP Strong Wins	NDP Strong Wins: BQ clear second	Quebec	Longueuil--Saint-Hubert
NDP Strong Wins	NDP Strong Wins: BQ clear second	Quebec	Mirabel
NDP Strong Wins	NDP Strong Wins: BQ clear second	Quebec	Montarville
NDP Strong Wins	NDP Strong Wins: BQ clear second	Quebec	Montcalm
NDP Strong Wins	NDP Strong Wins: BQ clear second	Quebec	Repentigny
NDP Strong Wins	NDP Strong Wins: BQ clear second	Quebec	Rivière-des-Mille-Îles
NDP Strong Wins	NDP Strong Wins: BQ clear second	Quebec	Rosemont--La Petite-Patrie
NDP Strong Wins	NDP Strong Wins: BQ clear second	Quebec	Saint-Jean
NDP Strong Wins	NDP Strong Wins: BQ clear second	Quebec	Terrebonne
NDP Strong Wins	NDP Strong Wins: BQ in race for second	Quebec	Abitibi--Baie-James--Nunavik--Eeyou
NDP Strong Wins	NDP Strong Wins: BQ in race for second	Quebec	Alfred-Pellan
NDP Strong Wins	NDP Strong Wins: BQ in race for second	Quebec	Argenteuil--La Petite-Nation
NDP Strong Wins	NDP Strong Wins: BQ in race for second	Quebec	Beauport--Limoilou
NDP Strong Wins	NDP Strong Wins: BQ in race for second	Quebec	Brome--Missisquoi
NDP Strong Wins	NDP Strong Wins: BQ in race for second	Quebec	Châteauguay--Lacolle
NDP Strong Wins	NDP Strong Wins: BQ in race for second	Quebec	Compton--Stanstead
NDP Strong Wins	NDP Strong Wins: BQ in race for second	Quebec	La Prairie
NDP Strong Wins	NDP Strong Wins: BQ in race for second	Quebec	LaSalle--Émard--Verdun
NDP Strong Wins	NDP Strong Wins: BQ in race for second	Quebec	Longueuil--Charles-LeMoine
NDP Strong Wins	NDP Strong Wins: BQ in race for second	Quebec	Marc-Aurèle-Fortin
NDP Strong Wins	NDP Strong Wins: BQ in race for second	Quebec	Vaudreuil--Soulanges
NDP Strong Wins	NDP Strong Wins: BQ in race for second	Quebec	Vimy

Main cluster	Detailed cluster	Province	Riding Name
NDP Strong Wins	NDP Strong Wins: Rural ROC	British Columbia	Skeena--Bulkley Valley
NDP Strong Wins	NDP Strong Wins: Rural ROC	Nova Scotia	Sackville--Preston--Chezzetcook
NDP Strong Wins	NDP Strong Wins: Rural ROC	Ontario	Algoma--Manitoulin--Kapusking
NDP Strong Wins	NDP Strong Wins: Rural ROC	Ontario	Thunder Bay--Rainy River
NDP Strong Wins	NDP Strong Wins: Rural ROC	Ontario	Thunder Bay--Superior North
NDP Strong Wins	NDP Strong Wins: Rural ROC	Ontario	Timmins--James Bay
NDP Strong Wins	NDP Strong Wins: Rural ROC	Quebec	Pontiac
NDP Strong Wins	NDP Strong Wins: Small cities/Urban ROC	British Columbia	New Westminster--Burnaby
NDP Strong Wins	NDP Strong Wins: Small cities/Urban ROC	British Columbia	Vancouver Kingsway
NDP Strong Wins	NDP Strong Wins: Small cities/Urban ROC	Newfoundland and Lab	St. John's South--Mount Pearl
NDP Strong Wins	NDP Strong Wins: Small cities/Urban ROC	Ontario	Hamilton Mountain
NDP Strong Wins	NDP Strong Wins: Small cities/Urban ROC	Ontario	London--Fanshawe
NDP Strong Wins	NDP Strong Wins: Small cities/Urban ROC	Ontario	Sudbury
NDP Strong Wins	NDP Strong Wins: Small cities/Urban ROC	Ontario	Windsor West
NDP Strong Wins	NDP Strong Wins: Small cities/Urban ROC	Ontario	Windsor--Tecumseh

Main cluster	Detailed cluster	Province	Riding Name
Other	Other: Green Win	British Columbia	Saanich--Gulf Islands
Other	Other: NDP-Independent Race	Quebec	Portneuf--Jacques-Cartier

Riding Clusters: NDP Blowouts

Main Clusters for **NDP Blowouts** by detailed clusters, province and riding name.

Main cluster	Detailed cluster	Province	Riding Name
NDP Blowouts	NDP Blowouts: Extreme blowouts	British Columbia	Vancouver East
NDP Blowouts	NDP Blowouts: Extreme blowouts	New Brunswick	Acadie--Bathurst
NDP Blowouts	NDP Blowouts: Extreme blowouts	Newfoundland and La	St. John's East
NDP Blowouts	NDP Blowouts: Extreme blowouts	Ontario	Hamilton Centre
NDP Blowouts	NDP Blowouts: Extreme blowouts	Ontario	Toronto--Danforth
NDP Blowouts	NDP Blowouts: Extreme blowouts	Quebec	Gatineau
NDP Blowouts	NDP Blowouts: Extreme blowouts	Quebec	Hull--Aylmer
NDP Blowouts	NDP Blowouts: Extreme blowouts	Quebec	Outremont
NDP Blowouts	NDP Blowouts: Suburban/Rural	Manitoba	Churchill--Keewatinook Aski
NDP Blowouts	NDP Blowouts: Suburban/Rural	Ontario	Nickel Belt
NDP Blowouts	NDP Blowouts: Suburban/Rural	Quebec	Drummond
NDP Blowouts	NDP Blowouts: Suburban/Rural	Quebec	Laval--Les Îles
NDP Blowouts	NDP Blowouts: Suburban/Rural	Quebec	Rivière-du-Nord
NDP Blowouts	NDP Blowouts: Suburban/Rural	Quebec	Saint-Hyacinthe--Bagot
NDP Blowouts	NDP Blowouts: Suburban/Rural	Quebec	Shefford
NDP Blowouts	NDP Blowouts: Suburban/Rural	Quebec	Trois-Rivières
NDP Blowouts	NDP Blowouts: Urban	British Columbia	Victoria
NDP Blowouts	NDP Blowouts: Urban	Manitoba	Winnipeg Centre
NDP Blowouts	NDP Blowouts: Urban	Nova Scotia	Halifax
NDP Blowouts	NDP Blowouts: Urban	Ontario	Davenport
NDP Blowouts	NDP Blowouts: Urban	Ontario	Ottawa Centre
NDP Blowouts	NDP Blowouts: Urban	Ontario	Spadina--Fort York

Riding Clusters: BQ Competitive

Main Cluster **BQ Competitive** by detailed clusters, province and riding name.

Main cluster	Detailed cluster	Province	Riding Name
BQ Competitive	BQ Three way races	Quebec	Avignon--La Mitis--Matane--Matapédia
BQ Competitive	BQ Three way races	Quebec	Gaspésie--Les Îles-de-la-Madeleine
BQ Competitive	BQ Three way races	Quebec	Richmond--Arthabaska
BQ Competitive	BQ Three way races	Quebec	Ahuntsic-Cartierville
BQ Competitive	BQ Three way races	Quebec	Papineau
BQ Competitive	BQ Three way races	Quebec	Beauport--Côte-de-Beaupré--Île d'Orléans--Charl
BQ Competitive	BQ Three way races	Quebec	Chicoutimi--Le Fjord
BQ Competitive	BQ Three way races	Quebec	Louis-Hébert
BQ Competitive	BQ Three way races	Quebec	Montmagny--L'Islet--Kamouraska--Rivière-du-Loup
BQ Competitive	NDP/BQ Race	Quebec	Bécancour--Nicolet--Saurel
BQ Competitive	NDP/BQ Race	Quebec	Berthier--Maskinongé
BQ Competitive	NDP/BQ Race	Quebec	Pierre-Boucher--Les Patriotes--Verchères
BQ Competitive	NDP/BQ Race	Quebec	Rimouski-Neigette--Témiscouata--Les Basques
BQ Competitive	NDP/BQ Race	Quebec	Joliette
BQ Competitive	NDP/BQ Race	Quebec	Laurentides--Labelle
BQ Competitive	NDP/BQ Race	Quebec	Laurier--Sainte-Marie
BQ Competitive	NDP/BQ Race	Quebec	Manicouagan
BQ Competitive	NDP/BQ Race	Quebec	Québec
BQ Competitive	NDP/BQ Race	Quebec	Saint-Maurice--Champlain
BQ Competitive	NDP/BQ Race	Quebec	Salaberry--Suroît
BQ Competitive	NDP/BQ Race	Quebec	Sherbrooke

Riding Clusters: NDP-LPC-CPC 3-way Races

Main Clusters for NDP-LPC-CPC 3-way Races by detailed clusters, province and riding name.

Main cluster	Detailed cluster	Province	Riding Name
NDP-LPC-CPC 3 way races	3-way races: rural/suburban	Newfoundland and Lab	Labrador
NDP-LPC-CPC 3 way races	3-way races: rural/suburban	Ontario	Etobicoke--Lakeshore
NDP-LPC-CPC 3 way races	3-way races: rural/suburban	Ontario	Hamilton West--Ancaster--Dundas
NDP-LPC-CPC 3 way races	3-way races: rural/suburban	Ontario	Kitchener Centre
NDP-LPC-CPC 3 way races	3-way races: rural/suburban	Ontario	London North Centre
NDP-LPC-CPC 3 way races	3-way races: rural/suburban	Ontario	Mississauga--Malton
NDP-LPC-CPC 3 way races	3-way races: rural/suburban	Yukon	Yukon
NDP-LPC-CPC 3 way races	3-way races: rural/suburban	New Brunswick	Beauséjour
NDP-LPC-CPC 3 way races	3-way races: rural/suburban	Nova Scotia	Kings--Hants
NDP-LPC-CPC 3 way races	3-way races: rural/suburban	Ontario	Etobicoke North
NDP-LPC-CPC 3 way races	3-way races: rural/suburban	Ontario	Kingston and the Islands
NDP-LPC-CPC 3 way races	3-way races: rural/suburban	Ontario	Markham--Thornhill
NDP-LPC-CPC 3 way races	3-way races: rural/suburban	Ontario	Nipissing--Timiskaming
NDP-LPC-CPC 3 way races	3-way races: rural/suburban	Prince Edward Island	Charlottetown
NDP-LPC-CPC 3 way races	3-way races: rural/suburban	Nova Scotia	Dartmouth--Cole Harbour
NDP-LPC-CPC 3 way races	3-way races: rural/suburban	Ontario	York South--Weston
NDP-LPC-CPC 3 way races	3-way races: rural/suburban	Quebec	Honoré-Mercier
NDP-LPC-CPC 3 way races	3-way races: Urban centres	British Columbia	Vancouver Granville
NDP-LPC-CPC 3 way races	3-way races: Urban centres	Ontario	Don Valley North
NDP-LPC-CPC 3 way races	3-way races: Urban centres	British Columbia	Vancouver Centre
NDP-LPC-CPC 3 way races	3-way races: Urban centres	Ontario	Don Valley East
NDP-LPC-CPC 3 way races	3-way races: Urban centres	Ontario	Ottawa--Vanier
NDP-LPC-CPC 3 way races	3-way races: Urban centres	Ontario	Toronto--St. Paul's
NDP-LPC-CPC 3 way races	3-way races: Urban centres	Quebec	Bourassa
NDP-LPC-CPC 3 way races	3-way races: Urban centres	Ontario	Beaches--East York
NDP-LPC-CPC 3 way races	3-way races: very tight rural/suburban races	New Brunswick	Moncton--Riverview--Dieppe
NDP-LPC-CPC 3 way races	3-way races: very tight rural/suburban races	Newfoundland and Lab	Avalon
NDP-LPC-CPC 3 way races	3-way races: very tight rural/suburban races	Ontario	Scarborough Centre
NDP-LPC-CPC 3 way races	3-way races: very tight rural/suburban races	Nova Scotia	Halifax West
NDP-LPC-CPC 3 way races	3-way races: very tight rural/suburban races	Ontario	Scarborough--Guildwood
NDP-LPC-CPC 3 way races	3-way races: very tight rural/suburban races	Ontario	Scarborough--Rouge Park
NDP-LPC-CPC 3 way races	3-way races: very tight rural/suburban races	Quebec	Lac-Saint-Louis
NDP-LPC-CPC 3 way races	3-way races: very tight rural/suburban races	British Columbia	Surrey--Newton
NDP-LPC-CPC 3 way races	3-way races: very tight rural/suburban races	Manitoba	Winnipeg North
NDP-LPC-CPC 3 way races	3-way races: very tight rural/suburban races	Ontario	Brampton East
NDP-LPC-CPC 3 way races	3-way races: very tight rural/suburban races	Ontario	Scarborough North
NDP-LPC-CPC 3 way races	3-way races: very tight rural/suburban races	Ontario	Scarborough Southwest
NDP-LPC-CPC 3 way races	3-way races: very tight rural/suburban races	Quebec	Pierrefonds--Dollard

Appendix:

Riding sub-regional breakdown

Sub-regions are, with exceptions in some areas, not defined by riding boundaries. However, these are the lists of ridings for each sub-region that are used to calculate the reported 2011 election results.

Ridings by region: BC Regions

Lower mainland	Vancouver Island	Rest of BC
<i>Surrey--Newton</i>	<i>Cowichan--Malahat--Langford</i>	<i>South Okanagan--West Kootenay</i>
<i>Surrey Centre</i>	<i>Saanich--Esquimalt--Juan de Fuca</i>	<i>Kootenay--Columbia</i>
<i>Burnaby South</i>	<i>Courtenay--Alberni</i>	<i>Kamloops--Thompson--Cariboo</i>
<i>Vancouver Centre</i>	<i>North Island--Powell River</i>	<i>Skeena--Bulkley Valley</i>
<i>Vancouver Granville</i>	<i>Nanaimo--Ladysmith</i>	<i>Cariboo--Prince George</i>
<i>Port Moody--Coquitlam</i>	<i>Saanich--Gulf Islands</i>	<i>Central Okanagan--Similkameen--Nicola</i>
<i>Vancouver Quadra</i>	<i>Victoria</i>	<i>North Okanagan--Shuswap</i>
<i>Vancouver South</i>		<i>Prince George--Peace River--Northern Rockies</i>
<i>Burnaby North--Seymour</i>		<i>Kelowna--Lake Country</i>
<i>Fleetwood--Port Kells</i>		<i>Yukon</i>
<i>New Westminster--Burnaby</i>		
<i>North Vancouver</i>		
<i>Delta</i>		
<i>Pitt Meadows--Maple Ridge</i>		
<i>West Vancouver--Sunshine Coast--Sea to Sky Country</i>		
<i>Mission--Matsqui--Fraser Canyon</i>		
<i>Vancouver Kingsway</i>		
<i>Coquitlam--Port Coquitlam</i>		
<i>Steveston--Richmond East</i>		
<i>Cloverdale--Langley City</i>		
<i>South Surrey--White Rock</i>		
<i>Chilliwack--Hope</i>		
<i>Richmond Centre</i>		
<i>Vancouver East</i>		
<i>Langley--Aldergrove</i>		
<i>Abbotsford</i>		

Ridings by region: Alberta/Prairies

Edmonton/Calgary	Rest of Alberta	Winnipeg/Saskatoon/Regina	Rest of prairies
<i>Edmonton Strathcona</i>	<i>Lethbridge</i>	<i>Winnipeg North</i>	<i>Churchill--Keewatinook Aski</i>
<i>Edmonton Griesbach</i>	<i>Medicine Hat--Cardston--Warner</i>	<i>Elmwood--Transcona</i>	<i>Brandon--Souris</i>
<i>Edmonton Centre</i>	<i>Banff--Airdrie</i>	<i>Winnipeg South Centre</i>	<i>Dauphin--Swan River--Neepawa</i>
<i>Sherwood Park--Fort Saskatchewan</i>	<i>Fort McMurray--Cold Lake</i>	<i>Saint Boniface--Saint Vital</i>	<i>Selkirk--Interlake--Eastman</i>
<i>Calgary Skyview</i>	<i>Grande Prairie--Mackenzie</i>	<i>Winnipeg South</i>	<i>Provencher</i>
<i>Edmonton Manning</i>	<i>Edmonton--Wetaskiwin</i>	<i>Winnipeg Centre</i>	<i>Portage--Lisgar</i>
<i>Edmonton Mill Woods</i>	<i>Red Deer--Lacombe</i>	<i>Kildonan--St. Paul</i>	<i>Desnethé--Missinippi--Churchill River</i>
<i>Calgary Confederation</i>	<i>Sturgeon River--Parkland</i>	<i>Charleswood--St. James--Assiniboia--Headingley</i>	<i>Moose Jaw--Lake Centre--Lanigan</i>
<i>Calgary Centre</i>	<i>Peace River--Westlock</i>	<i>Regina--Lewvan</i>	<i>Prince Albert</i>
<i>Edmonton Riverbend</i>	<i>Yellowhead</i>	<i>Regina--Wascana</i>	<i>Battlefords--Lloydminster</i>
<i>St. Albert--Edmonton</i>	<i>Red Deer--Mountain View</i>	<i>Saskatoon West</i>	<i>Carlton Trail--Eagle Creek</i>
<i>Edmonton West</i>	<i>Foothills</i>	<i>Saskatoon--Grasswood</i>	<i>Yorkton--Melville</i>
<i>Calgary Forest Lawn</i>	<i>Lakeland</i>	<i>Saskatoon--University</i>	<i>Cypress Hills--Grasslands</i>
<i>Calgary Signal Hill</i>	<i>Battle River--Crowfoot</i>	<i>Regina--Qu'Appelle</i>	<i>Souris--Moose Mountain</i>
<i>Calgary Rocky Ridge</i>	<i>Bow River</i>		<i>Northwest Territories</i>
<i>Calgary Nose Hill</i>			<i>Nunavut</i>
<i>Calgary Heritage</i>			
<i>Calgary Shepard</i>			
<i>Calgary Midnapore</i>			

Ridings by region: Ontario

Toronto	Rest of GTA	Ontario: South/West	Ontario: North/East
Scarborough--Guildwood	Mississauga--Malton	London North Centre	Nipissing--Timiskaming
Etobicoke Centre	Markham--Thornhill	Waterloo	Sault Ste. Marie
Scarborough North	Mississauga Centre	Niagara Centre	Kingston and the Islands
Don Valley East	Brampton West	Hamilton East--Stoney Creek	Orléans
Willowdale	Ajax	Kitchener Centre	Ottawa--Vanier
Don Valley West	Brampton East	Guelph	Ottawa South
Don Valley North	Mississauga East--Cooksville	Essex	Ottawa West--Nepean
Scarborough Centre	Richmond Hill	Hamilton West--Ancaster--Dundas	Algoma--Manitoulin--Kapuskasig
Scarborough--Rouge Park	Brampton South	London--Fanshawe	Timmins--James Bay
Scarborough Southwest	Mississauga--Lakeshore	Hamilton Mountain	Glengarry--Prescott--Russell
Toronto Centre	Mississauga--Streetsville	Windsor--Tecumseh	Kenora
Etobicoke--Lakeshore	Markham--Unionville	London West	Thunder Bay--Superior North
York South--Weston	Mississauga--Erin Mills	Brantford--Brant	Thunder Bay--Rainy River
Toronto--St. Paul's	Pickering--Uxbridge	Sarnia--Lambton	Sudbury
Eglinton--Lawrence	Oshawa	Windsor West	Nepean
Etobicoke North	Brampton North	Cambridge	Peterborough--Kawartha
Beaches--East York	Oakville	Kitchener South--Hespeler	Nickel Belt
Scarborough--Agincourt	Brampton Centre	Haldimand--Norfolk	Kanata--Carleton
University--Rosedale	Markham--Stouffville	Chatham-Kent--Leamington	Bay of Quinte
Parkdale--High Park	Aurora--Oak Ridges--Richmond Hill	St. Catharines	Ottawa Centre
York Centre	Vaughan--Woodbridge	Huron--Bruce	Hastings--Lennox and Addington
Humber River--Black Creek	Oakville North--Burlington	Niagara Falls	Simcoe--Grey
Spadina--Fort York	King--Vaughan	Kitchener--Conestoga	Parry Sound--Muskoka
Davenport	Newmarket--Aurora	Flamborough--Glanbrook	Northumberland--Peterborough South
Toronto--Danforth	Milton	Perth--Wellington	Simcoe North
	Burlington	Oxford	Barrie--Springwater--Oro-Medonte
	Durham	Lambton--Kent--Middlesex	Renfrew--Nipissing--Pembroke
	Whitby	Elgin--Middlesex--London	Haliburton--Kawartha Lakes--Brock
	Thornhill	Hamilton Centre	Carleton
		Bruce--Grey--Owen Sound	Barrie--Innisfil
		Niagara West	Lanark--Frontenac--Kingston
		Wellington--Halton Hills	Leeds-Grenville-Thousand Islands and Rideau Lakes
			Stormont--Dundas--South Glengarry
			Dufferin--Caledon
			York--Simcoe

Ridings by region: Quebec

Montreal: Anglophone ridings	Montreal: Francophone ridings	Quebec City and Area	Rest of Quebec
<i>Ahuntsic-Cartierville</i>	<i>Honoré-Mercier</i>	<i>Montmagny--L'Islet--Kamouraska--Rivière-du-Loup</i>	<i>Bécancour--Nicolet--Saurel</i>
<i>Notre-Dame-de-Grâce--Westmount</i>	<i>Brossard--Saint-Lambert</i>	<i>Richmond--Arthabaska</i>	<i>Gaspésie--Les Îles-de-la-Madeleine</i>
<i>Pierrefonds--Dollard</i>	<i>Bourassa</i>	<i>Lévis--Lotbinière</i>	<i>Avignon--La Mitis--Matane--Matapédia</i>
<i>Lac-Saint-Louis</i>	<i>Pierre-Boucher--Les Patriotes--Verchères</i>	<i>Louis-Saint-Laurent</i>	<i>Sherbrooke</i>
<i>Mount Royal</i>	<i>Laurier--Sainte-Marie</i>	<i>Beauport--Côte-de-Beaupré--Île d'Orléans--Charl</i>	<i>Jonquière</i>
<i>Papineau</i>	<i>La Pointe-de-l'Île</i>	<i>Bellechasse--Les Etchemins--Lévis</i>	<i>Chicoutimi--Le Fjord</i>
<i>Saint-Léonard--Saint-Michel</i>	<i>Montarville</i>	<i>Louis-Hébert</i>	<i>Salaberry--Suroît</i>
<i>Dorval--Lachine--LaSalle</i>	<i>Hochelaga</i>	<i>Québec</i>	<i>Lac-Saint-Jean</i>
<i>Saint-Laurent</i>	<i>Longueuil--Charles-LeMoine</i>	<i>Charlesbourg--Haute-Saint-Charles</i>	<i>Berthier--Maskinongé</i>
<i>Ville-Marie--Le Sud-Ouest--Île-des-Soeurs</i>	<i>Rosemont--La Petite-Patrie</i>	<i>Portneuf--Jacques-Cartier</i>	<i>Rimouski-Neigette--Témiscouata--Les Basques</i>
<i>Laval--Les Îles</i>	<i>Mirabel</i>	<i>Beauport--Limoilou</i>	<i>Laurentides--Labelle</i>
<i>Outremont</i>	<i>Vaudreuil--Soulanges</i>	<i>Beauce</i>	<i>Saint-Maurice--Champlain</i>
	<i>Alfred-Pellan</i>	<i>Mégantic--L'Érable</i>	<i>Joliette</i>
	<i>Terrebonne</i>		<i>Manicouagan</i>
	<i>Vimy</i>		<i>Beloeil--Chambly</i>
	<i>Longueuil--Saint-Hubert</i>		<i>Saint-Jean</i>
	<i>Repentigny</i>		<i>Abitibi--Témiscamingue</i>
	<i>LaSalle--Émard--Verdun</i>		<i>Montcalm</i>
	<i>Rivière-des-Mille-Îles</i>		<i>Brome--Missisquoi</i>
	<i>Thérèse-De Blainville</i>		<i>Compton--Stanstead</i>
	<i>La Prairie</i>		<i>Pontiac</i>
	<i>Marc-Aurèle-Fortin</i>		<i>Argenteuil--La Petite-Nation</i>
	<i>Hull--Aylmer</i>		<i>Châteauguay--Lacolle</i>
			<i>Abitibi--Baie-James--Nunavik--Eeyou</i>
			<i>Trois-Rivières</i>
			<i>Rivière-du-Nord</i>
			<i>Shefford</i>
			<i>Saint-Hyacinthe--Bagot</i>
			<i>Drummond</i>
			<i>Gatineau</i>

Montreal anglophone ridings are those where the population of francophone residents is less than 50% according to 2011 census data.

Ridings by region: Atlantic

Atlantic
<i>Labrador</i>
<i>Avalon</i>
<i>St. John's South--Mount Pearl</i>
<i>Bonavista--Burin--Trinity</i>
<i>Coast of Bays--Central--Notre Dame</i>
<i>Long Range Mountains</i>
<i>St. John's East</i>
<i>Malpeque</i>
<i>Charlottetown</i>
<i>Cardigan</i>
<i>Egmont</i>
<i>Dartmouth--Cole Harbour</i>
<i>Sydney--Victoria</i>
<i>Kings--Hants</i>
<i>South Shore--St. Margarets</i>
<i>Halifax West</i>
<i>West Nova</i>
<i>Cape Breton--Canso</i>
<i>Sackville--Preston--Chezzetcook</i>
<i>Halifax</i>
<i>Central Nova</i>
<i>Cumberland--Colchester</i>
<i>Madawaska--Restigouche</i>
<i>Moncton--Riverview--Dieppe</i>
<i>Beauséjour</i>
<i>Saint John--Rothesay</i>
<i>Fredericton</i>
<i>Miramichi--Grand Lake</i>
<i>Fundy Royal</i>
<i>New Brunswick Southwest</i>
<i>Tobique--Mactaquac</i>
<i>Acadie--Bathurst</i>



Research-based strategic advice.

All intellectual property rights, including without limitation all copyright and know-how in the research techniques, research specifications or any information or material provided in this document, shall remain the property of, and are confidential to Innovative Research Group Inc. As such, any information contained herein may not be reproduced or translated, stored in a retrieval system, or transmitted in any form, or by any means, electronic, mechanical, photocopying or otherwise to third parties without the prior written permission of Innovative Research Group Inc.

For more information, please contact:

Greg Lyle

Managing Director

Innovative Research Group Inc.

56 The Esplanade, Suite 310

Toronto ON | M5E 1A7

(t) 416-642-6429

(f) 416-640-5988

(e) glyle@innovativeresearch.ca

www.innovativeresearch.ca