



CRIME ON CAMPUS 2015

A PUBLICATION OF THE
TENNESSEE BUREAU OF INVESTIGATION
CJIS SUPPORT CENTER
WWW.TN.GOV/TBI





BILL HASLAM
Governor

TENNESSEE BUREAU OF INVESTIGATION

901 R.S. Gass Boulevard
Nashville, Tennessee 37216-2639
(615) 744-4000
TDD (615) 744-4001



Mark Gwyn
Director

March 15, 2016

Ladies and Gentlemen:

Pursuant to the 1989 "College and University Security Information Act" (Public Chapter No. 317) enacted by the Tennessee General Assembly, the Tennessee Bureau of Investigation is publishing its annual "Crime on Campus" report. This report presents the nature, volume, and extent of reported crime on the campuses and in the housing of Tennessee colleges and universities during calendar year 2015.

The report is based on data submitted to the TBI through the Tennessee Incident Based Reporting System (TIBRS) program, which collects data on all crimes occurring in Tennessee. All law enforcement agencies, as well as colleges and universities, are mandated to report crime statistics to the TBI. This report is produced from the TIBRS program and comparison statistics are included.

This report will hopefully assist law enforcement, institution administrations, and government officials in planning their efforts in the fight against crime and continue to create an awareness that crime exists as a threat in our communities. The threats to society by criminal activity must be addressed by efforts from all law-abiding citizens as well as law enforcement agencies.

I wish to express my appreciation to all institutions of higher learning that consistently support a unified crime reporting system in Tennessee. The Bureau urges all Tennesseans to continue to cooperate in reporting crime and in applying crime prevention strategies.

Sincerely,

Mark Gwyn
Director

I. Introduction

A. Crime on Campus Program

The “Crime on Campus” reporting program is operated pursuant to the requirements of the “College and University Security Information Act”, (T.C.A. § 49-7-2201, *et. seq.*), enacted by the General Assembly of the State of Tennessee, effective July 1, 1989. The Act requires each institution of higher education to report to the Tennessee Bureau of Investigation data relating to crimes occurring on the campus and in student housing. The Bureau is required to prescribe the reporting form and format for the collection of such data and to publish an annual report of the results of such data submissions from each institution. The Tennessee Incident Based Reporting System (TIBRS) offense classifications are based on FBI definitions, which are used as the national standard for statistical crime reporting.

The primary objective of the reporting program is to inform the Governor, the State and Local Government Committees and Education Committees of the Tennessee House of Representatives and Senate, the General Assembly, other government officials, and the public as to the nature and extent of crime on the campuses of Tennessee’s institutions of higher education. Such a report will also provide law enforcement administrators with criminal statistics for administrative and operational purposes.

The “Crime on Campus Report” was compiled using data from the Tennessee Incident Based Reported System (TIBRS). TIBRS offers the advantage of more accurate reporting of crime statistics than the UCR summary system, which was used in the past. The main difference between TIBRS and UCR summary reporting is that TIBRS will allow more than one crime to be reported per incident, and the UCR summary system allowed the entry of only the most serious crime to be reported. The two systems also differ in the way offenses are defined. Homicide, assault and larceny, for example, are broken down into subcategories in TIBRS while they are established as broad categories in UCR summary reporting. Suicide and attempted suicide, which were collected in UCR summary reports under the *other* category, are not collected under TIBRS. The 2015 Crime on Campus Report includes sections for both analysis and comparison of offenses by year. The definitions of TIBRS Group A offenses will be found in Appendix A, and the definitions for TIBRS Group B offenses will be found in Appendix B. Due to FBI reporting procedures, this report only includes Group B incidents for which there was a clearance by arrest, summons, or citation.

Note: This report is based upon data submitted as of February 29, 2016. As the colleges/universities update their 2015 data, the changes will be reflected at www.tncrimeonline.com.

B. Calculation of Rates

1. **Crime Rate** – Campus population data is tabulated, as shown on the individual institution summaries which follow, based on the 2015 fall term campus population. Such population data takes into account all full-time equivalent (FTE) undergraduate and graduate students, faculty personnel, and security personnel. The rate is calculated per offense category by computing the number of offenses per 1,000 persons included in the campus population and is computed using the following formula:

$$\text{Crime Rate} = \frac{\text{Offenses Reported}}{\text{Total Campus Population}} \times 1,000$$

2. **Clearance Rate** – The percentage of offenses that was cleared is the ratio of “Offenses Cleared” to “Actual Offenses Reported”. It is expressed as a percentage and is computed using the following formula:

$$\text{Percentage Cleared} = \frac{\text{Offenses Cleared}}{\text{Offenses Reported}} \times 100$$

C. Institution Incident Reports

Each report reflects data for the period of January through December 2015, unless otherwise noted. This report reflects fall term campus population and is based on the data provided to the TBI by each institution each month. The monthly reports submitted to TBI are stored in a repository by the CJIS Support Center.

D. Off-Campus Reports

T.C.A. §49-7-2205 states that “The crime statistics shall also include crime data compilations, where available, for crimes against the students of institutions of higher education that are committed within the county where such school is located. Such information shall be taken from incidence/complaint report forms used by state, county and municipal law enforcement agencies that are submitted pursuant to T.C.A. §38-10-102, or voluntarily for purposes of this part. Said incidence/complaint forms shall, when applicable, indicate whether the victim is a student attending an institution of higher education that is located in the county in which the crime occurred and the name of the school attended by such student.”

This law became effective January 1, 1994, and reports are included that were submitted by local law enforcement for calendar year 2015.



II. Overview of 2015 Crime on Campus:

- ❖ Crime reported by Tennessee colleges and universities decreased by 7.0% from 2014 to 2015.
 - 5,945 offenses reported in 2015
 - 6,394 offenses reported in 2014
 - 6,765 offenses reported in 2013
 - 7,612 offenses reported in 2012

- ❖ Twenty nine percent of all 2015 offenses reported were categorized as Larceny/Theft. “Theft from A Building” being most often reported at 880 offenses. This is a 23.3% decrease from the 1,148 reported in 2014. The overall category of “Larceny/Theft” offenses has declined since 2012. Between 2012 and 2015, “Larceny/Theft” offenses decreased 35%.
 - 1,718 offenses reported in 2015
 - 2,030 offenses reported in 2014
 - 2,256 offenses reported in 2013
 - 2,652 offenses reported in 2012

- ❖ Both Burglary and Robbery decreased from 2014 to 2015. The number of Burglaries decreased 14.1% from 277 in 2014 to 238 in 2015. Robbery offenses decreased by 31% from 29 in 2014 to 20 in 2015.

- ❖ Fraud Offenses decreased 9.4% in 2015. The Offense of “False Pretenses/Swindle/Con” comprised the largest proportion of reported frauds and decreased 26.8% from 82 in 2014 to 60 in 2015. However, ‘Credit Card/ATM’ fraud increased by 30.3% from 33 to 43 in 2015.

- ❖ Assault Offenses increased slightly by 1.4% between 2014 and 2015.
 - Aggravated Assault decreased 16.1% from 62 in 2014 to 52 in 2015.
 - Simple Assault decreased 3.8% from 340 in 2014 to 327 in 2015.
 - Intimidation increased by 21.5% from 172 to 209.

- ❖ The overall category of “Sex Offenses-Forcible” increased by 26.6% in 2015. There was a 9.8% increase in reported rapes from 2014 (51) to 2015 (56).

- ❖ The number of Drug/Narcotics and Drug Equipment Violations decreased 8.3% from 912 in 2014 to 836 in 2015.

- ❖ Group B Offenses:
 - Disorderly Conduct arrests increased slightly by 1.5% from 67 in 2014 to 68 in 2015.
 - Drunkenness decreased 22.1% from 235 in 2014 to 183 in 2015.
 - Driving Under the Influence (DUI) offenses decreased by 10.8% from 93 in 2014 to 83 in 2015.
 - Liquor Law Violations increased by 25.6% from 738 to 927 in 2015.



Crime on Campus, Comparison of Offenses by Year
Total Number of Crimes Reported, 2012-2015, by Offense

Offense Code	Offense Category					Percent Change			Offenses as % of Total				
		2012	2013	2014	2015	2012-2013	2013-2014	2014-2015	2012	2013	2014	2015	
Group A Offenses													
200	Arson	11	5	6	10	-54.5%	20.0%	66.7%	0.1%	0.1%	0.1%	0.2%	
	Assault Offenses	796	702	621	630	-11.8%	-11.5%	1.4%	10.5%	10.4%	9.7%	10.6%	
13A	Aggravated Assault	102	55	62	52	-46.1%	12.7%	-16.1%	1.3%	0.8%	1.0%	0.9%	
13B	Simple Assault	413	384	340	327	-7.0%	-11.5%	-3.8%	5.4%	5.7%	5.3%	5.5%	
13C	Intimidation	257	235	172	209	-8.6%	-26.8%	21.5%	3.4%	3.5%	2.7%	3.5%	
13D	Stalking	24	28	47	42	16.7%	67.9%	-10.6%	0.3%	0.4%	0.7%	0.7%	
510	Bribery	0	0	0	0	-	-	-	0.0%	0.0%	0.0%	0.0%	
220	Burglary/Breaking & Entering	405	417	277	238	3.0%	-33.6%	-14.1%	5.3%	6.2%	4.3%	4.0%	
250	Counterfeiting/Forgery	35	29	38	39	-17.1%	31.0%	2.6%	0.5%	0.4%	0.6%	0.7%	
290	Destruction/Damage/Vandalism	762	724	682	598	-5.0%	-5.8%	-12.3%	10.0%	10.7%	10.7%	10.1%	
	Drug/Narcotic Offenses	807	821	912	836	1.7%	11.1%	-8.3%	10.6%	12.1%	14.3%	14.1%	
35A	Drugs/Narcotics Violation	480	514	550	526	7.1%	7.0%	-4.4%	6.3%	7.6%	8.6%	8.8%	
35B	Drug Equipment Violation	327	307	362	310	-6.1%	17.9%	-14.4%	4.3%	4.5%	5.7%	5.2%	
270	Embezzlement	7	19	16	12	171.4%	-15.8%	-25.0%	0.1%	0.3%	0.3%	0.2%	
210	Extortion/Blackmail	2	3	4	2	50.0%	33.3%	-50.0%	0.0%	0.0%	0.1%	0.0%	
	Fraud Offenses	101	116	139	126	14.9%	19.8%	-9.4%	1.3%	1.7%	2.2%	2.1%	
26A	False Pretenses/Swindle/Con	32	55	82	60	71.9%	49.1%	-26.8%	0.4%	0.8%	1.3%	1.0%	
26B	Credit Card/ATM	35	40	33	43	14.3%	-17.5%	30.3%	0.5%	0.6%	0.5%	0.7%	
26C	Impersonation	34	19	21	12	-44.1%	10.5%	-42.9%	0.4%	0.3%	0.3%	0.2%	
26D	Welfare Fraud	0	0	0	0	-	-	-	0.0%	0.0%	0.0%	0.0%	
26E	Wire Fraud	0	2	3	11	-	-	266.7%	0.0%	0.0%	0.0%	0.2%	
	Gambling Offenses	2	4	5	2	100.0%	25.0%	-60.0%	0.0%	0.1%	0.1%	0.0%	
39A	Betting/Wagering	1	4	4	2	300.0%	0.0%	-50.0%	0.0%	0.1%	0.1%	0.0%	
39B	Operation/Promoting/Assisting	0	0	0	0	-	-	-	0.0%	0.0%	0.0%	0.0%	
39C	Gambling Equipment Violation	1	0	1	0	-	-	-	0.0%	0.0%	0.0%	0.0%	
39D	Sports Tampering	0	0	0	0	-	-	-	0.0%	0.0%	0.0%	0.0%	
	Homicide Offenses	1	0	1	0	-100.0%	100.0%	-	0.0%	0.0%	0.0%	0.0%	
09A	Murder/Nonnegligent Manslaughter	1	0	1	0	-100.0%	100.0%	-	0.0%	0.0%	0.0%	0.0%	
09B	Negligent Manslaughter	0	0	0	0	-	-	-	0.0%	0.0%	0.0%	0.0%	
	Human Trafficking	-	0	0	0	-	-	-	-	-	-	0.0%	
64A	Commercial Sex Acts	-	0	0	0	-	-	-	-	-	-	0.0%	
64B	Involuntary Servitude	-	0	0	0	-	-	-	-	-	-	0.0%	
100	Kidnapping/Abduction	5	4	9	2	-20.0%	125.0%	-77.8%	0.1%	0.1%	0.1%	0.0%	
	Larceny/Theft Offenses	2,652	2,256	2,030	1,718	-14.9%	-10.0%	-15.4%	34.8%	33.3%	31.7%	28.9%	
23A	Pocket-Picking	6	7	7	5	16.7%	0.0%	-28.6%	0.1%	0.1%	0.1%	0.1%	
23B	Purse-Snatching	1	1	1	4	0.0%	0.0%	300.0%	0.0%	0.0%	0.0%	0.1%	
23C	Shoplifting	57	38	58	64	-33.3%	52.6%	10.3%	0.7%	0.6%	0.9%	1.1%	
23D	Theft from Building	1,562	1,314	1,148	880	-15.9%	-12.6%	-23.3%	20.5%	19.4%	18.0%	14.8%	
23E	Theft from Coin Machine	18	10	18	5	-44.4%	80.0%	-72.2%	0.2%	0.1%	0.3%	0.1%	
23F	Theft from Motor Vehicle	376	318	262	250	-15.4%	-17.6%	-4.6%	4.9%	4.7%	4.1%	4.2%	
23G	Theft of Motor Vehicle Parts	102	92	79	72	-9.8%	-14.1%	-8.9%	1.3%	1.4%	1.2%	1.2%	
23H	All Other Larceny	530	476	457	438	-10.2%	-4.0%	-4.2%	7.0%	7.0%	7.1%	7.4%	

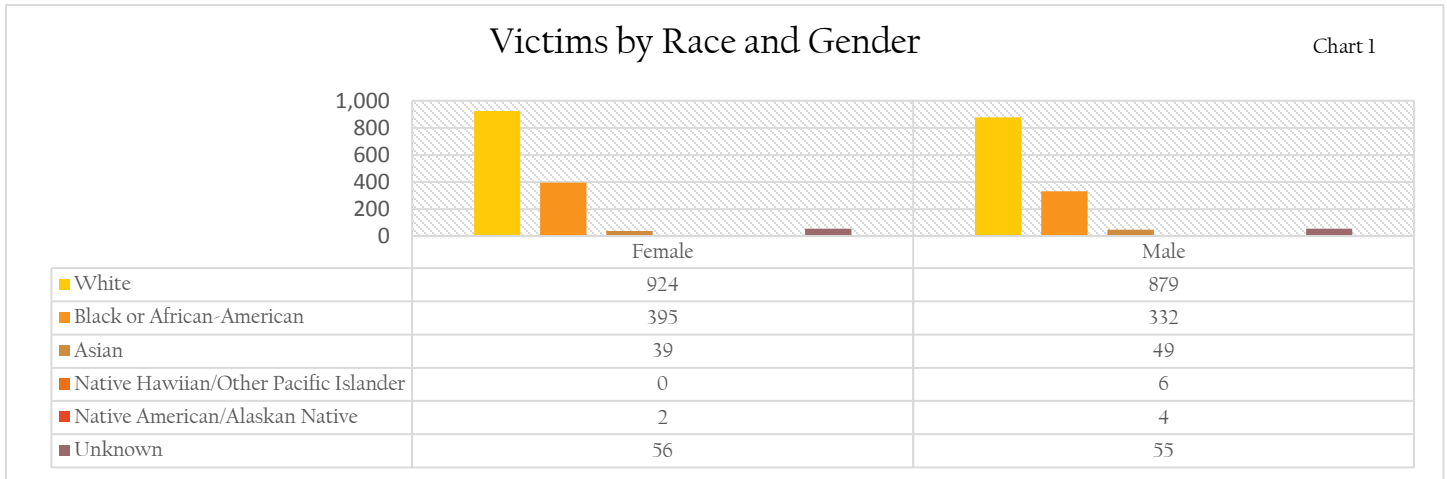
Crime on Campus, Comparison Of Offenses by Year
Total Number of Crimes Reported, 2012-2015, by Offense

Offense Code	Offense Category	Year				Percent Change			Offenses as % of Total			
		2012	2013	2014	2015	2012-2013	2013-2014	2014-2015	2012	2013	2014	2015
240	Motor Vehicle Theft	46	39	54	33	-15.2%	38.5%	-38.9%	0.6%	0.6%	0.8%	0.6%
370	Pornography/Obscene Material	1	1	3	1	-	200.0%	-66.7%	0.0%	0.0%	0.0%	0.0%
	Prostitution Offenses	0	1	1	2	-	-	100.0%	0.0%	0.0%	0.0%	0.0%
40A	Prostitution	0	0	0	0	-	-	-	0.0%	0.0%	0.0%	0.0%
40B	Assisting/Promotion Prostitution	0	0	1	0	-	-	-	0.0%	0.0%	0.0%	0.0%
40C	Purchasing Prostitution	-	1	0	2	-	-	-	-	-	-	0.0%
120	Robbery	34	45	29	20	32.4%	-35.6%	-31.0%	0.4%	0.7%	0.5%	0.3%
	Sex Offenses, Forcible	46	53	94	119	15.2%	77.4%	26.6%	0.6%	0.8%	1.5%	2.0%
11A	Forcible Rape	21	27	51	56	28.6%	88.9%	9.8%	0.3%	0.4%	0.8%	0.9%
11B	Forcible Sodomy	4	7	4	8	75.0%	-42.9%	100.0%	0.1%	0.1%	0.1%	0.1%
11C	Sexual Assault with an Object	4	1	5	6	-75.0%	400.0%	20.0%	0.1%	0.0%	0.1%	0.1%
11D	Forcible Fondling	17	18	34	49	5.9%	88.9%	44.1%	0.2%	0.3%	0.5%	0.8%
	Sex Offenses, Nonforcible	0	1	0	0	-	-	-	0.0%	0.0%	0.0%	0.0%
36A	Incest	0	0	0	0	-	-	-	0.0%	0.0%	0.0%	0.0%
36B	Statutory Rape	0	1	0	0	-	-	-	0.0%	0.0%	0.0%	0.0%
280	Stolen Property Offenses	5	11	3	2	120.0%	-72.7%	-33.3%	0.1%	0.2%	0.0%	0.0%
520	Weapon Law Violations	64	58	45	49	-9.4%	-22.4%	8.9%	0.8%	0.9%	0.7%	0.8%
	Group A Total	5,782	5,309	4,969	4,439	-8.2%	-6.4%	-10.7%	76.0%	78.5%	77.7%	74.7%
	Group B Offenses											
90A	Bad Checks	3	1	2	0	-66.7%	100.0%	-100.0%	0.0%	0.0%	0.0%	0.0%
90B	Curfew/Loitering/Vagrancy	3	4	5	1	33.3%	25.0%	-80.0%	0.0%	0.1%	0.1%	0.0%
90C	Disorderly Conduct	127	103	67	68	-18.9%	-35.0%	1.5%	1.7%	1.5%	1.0%	1.1%
90D	Driving Under the Influence	150	146	93	83	-2.7%	-36.3%	-10.8%	2.0%	2.2%	1.5%	1.4%
90E	Drunkenness	314	281	235	183	-10.5%	-16.4%	-22.1%	4.1%	4.2%	3.7%	3.1%
90F	Family Offenses, Nonviolent	1	1	4	1	0.0%	300.0%	-75.0%	0.0%	0.0%	0.1%	0.0%
90G	Liquor Law Violations	885	668	738	927	-24.5%	10.5%	25.6%	11.6%	9.9%	11.5%	15.6%
90H	Peeping Tom	1	0	0	2	-100.0%	-	-	0.0%	0.0%	0.0%	0.0%
90J	Trespass of Real Property	220	200	194	169	-9.1%	-3.0%	-12.9%	2.9%	3.0%	3.0%	2.8%
90Z	All Other Offenses	126	52	87	72	-58.7%	67.3%	-17.2%	1.7%	0.8%	1.4%	1.2%
	Group B Total	1,830	1,456	1,425	1,506	-20.4%	-2.1%	5.7%	24.0%	21.5%	22.3%	25.3%
	Total Crimes for the Year	7,612	6,765	6,394	5,945	-11.1%	-5.5%	-7.0%	100.0%	100.0%	100.0%	100.0%

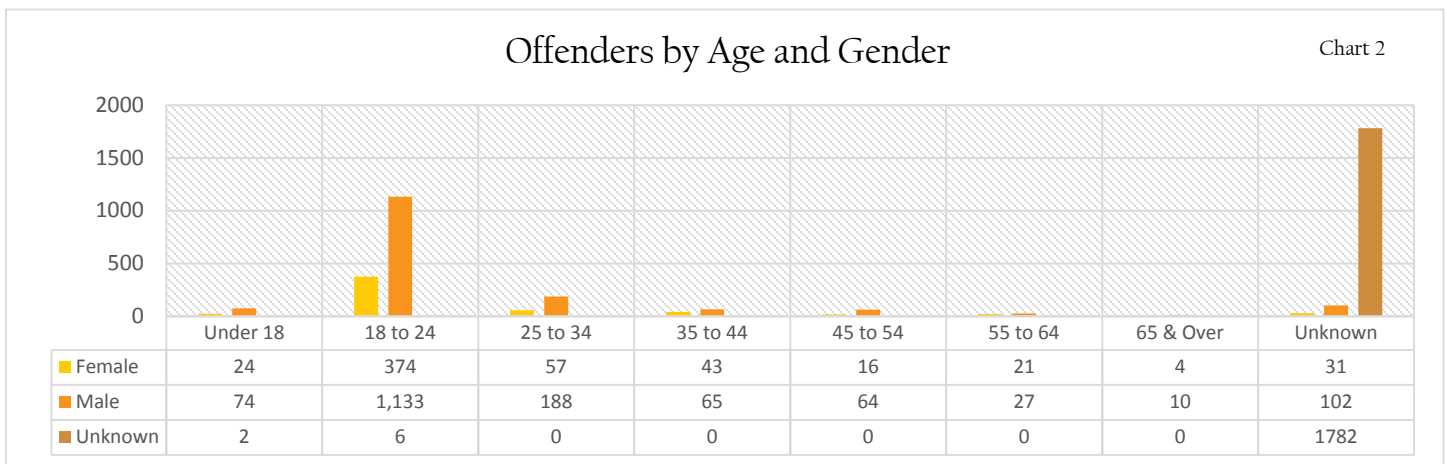
Footnote: 1) The number zero (0) is defined as infinite by basic mathematical rules and is not divisible. Therefore, all calculations in the analysis using zero (0) result in an undefined result (-).

Group A Victims and Offenders

Analysis of victims of Group A offenses reported to TIBRS in 2015 by colleges and universities found that females were most frequently victimized at 50.1%, while males accounted for 47.4% of reported victims. In both males and females, individuals identified as White were victimized most frequently. In comparison to other races, the rate of White victims was more than two times higher than the rate of Black or African-American victims, and eighteen times the rate of all other races. There were a total of 55 victims (2.0%) documented as having an Unknown gender, 148 victims' (5.3%) race was Unknown, 37 victims (1.3%) had an Unknown race and Unknown gender.



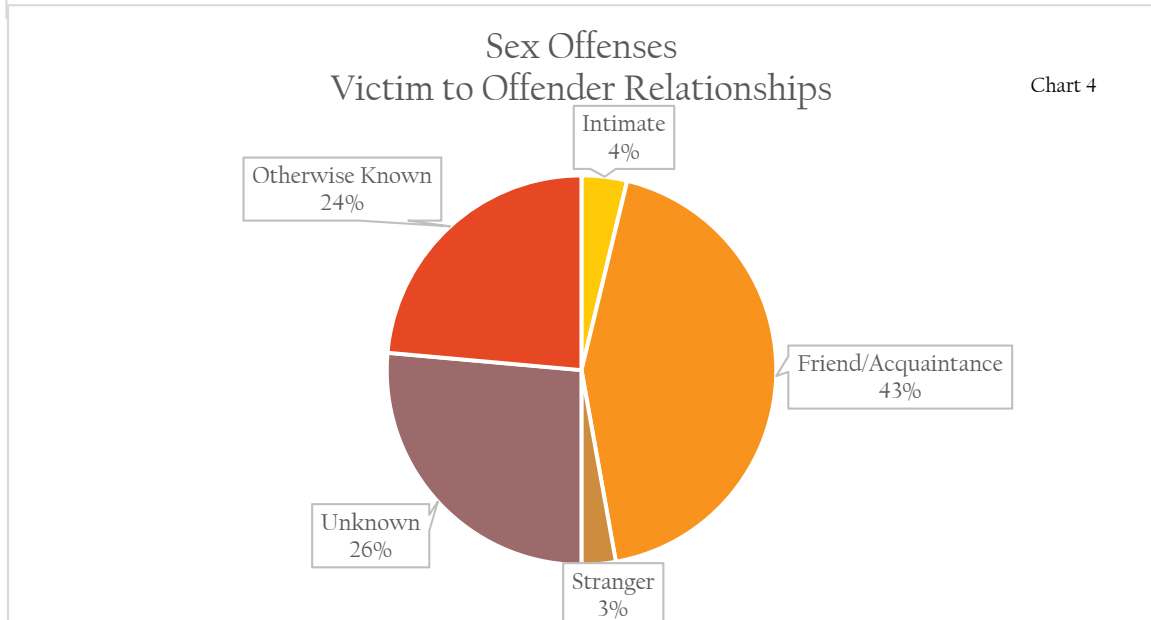
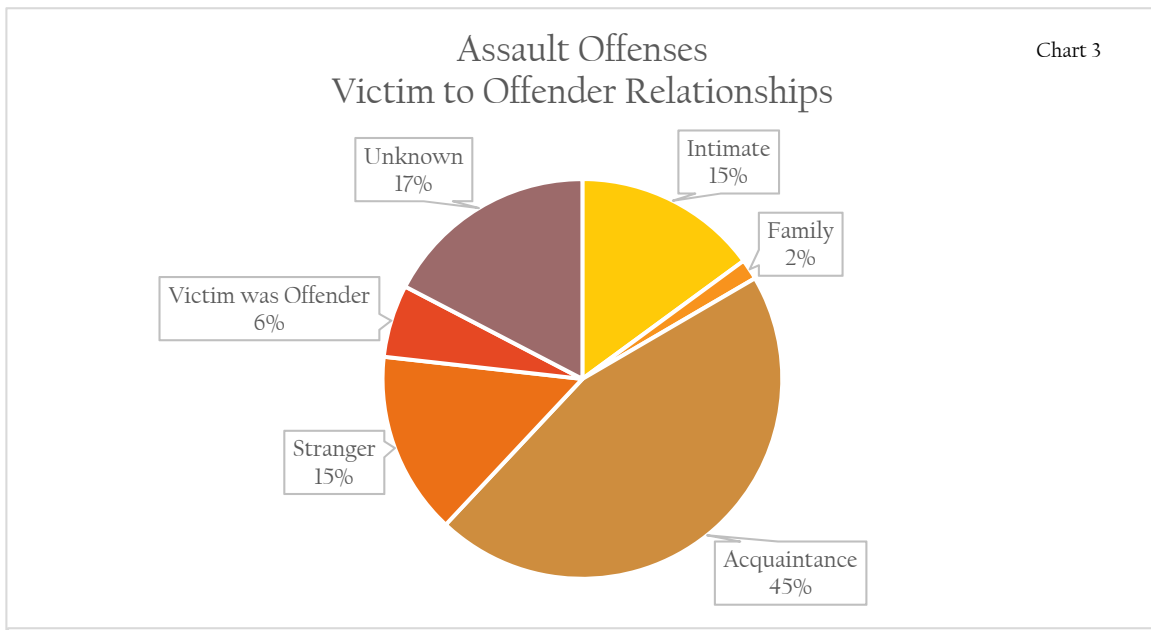
Upon reviewing Group A offender information as reported by colleges and universities, several noteworthy points were identified. Males were found to be more than three times more likely to offend than females in 2015. The age and gender of the majority of offenders (47.1%) were documented as being Unknown. Of the offenders with a known age, individuals 18 to 24 years old constituted the largest age group of offenders for both males and females (37.9%). Juveniles (individuals under age 18) made up 1.8% of all 2014 Group A offenders.



Offenders identified as White (1,170) accounted for 54.1% of known offenders, Black or African-Americans accounted for an additional 947 (43.8%) and offenders with a known gender but unknown race were reported as 71.

Victim to Offender Relationships

The TIBRS data element Victim to Offender Relationship is collected in all offenses considered to be Crimes Against Persons and Robbery. Collection of this information is beneficial when attempting to identify a connection, if any, between a specific victim and their offender. Some of the relationship types include: Spouse, Ex-Spouse, Child, Friend, Neighbor, Boyfriend/Girlfriend, Unknown, and Stranger. There were 813 victim to offender relationships reported in 2015. Of these, acquaintances were most frequent with 48.0% of the reported relationships, whereas only 12.7% had a relationship classified as intimate. Sixty-two percent of victims (504) knew their offenders in some capacity, whereas only 109 or 13.4% were reported as strangers. There were 161 victims (19.8%) with an unknown relationship to their offender and 39 victims (4.8%) where the victim was the offender indicating a mutually combative event. Simple Assault was the most frequently reported offense with a victim to offender relationship. Of the 361 relationships reported corresponding to 2015 Simple Assaults, 65.1% of victims knew their offender.

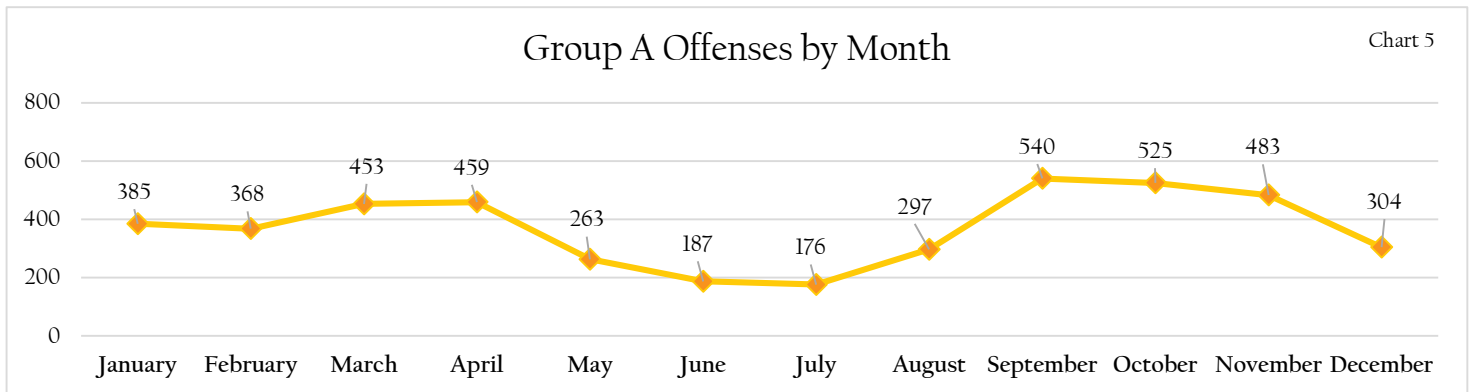


Additional Group A Analysis

In addition to type of offense, TIBRS also collects the location in which the offense occurs. Colleges and universities across the state reported numerous crime locations. The most frequently reported location was “School-College/University” accounting for 27.3% of all locations. The next most frequently reported locations were “Residence/Home” accounting for an additional 26.1% and “Parking Lot/Garage” with 18.7%.

Monthly comparisons of 2015 TIBRS data showed the largest spike in Group A crimes committed from month to month on college campuses occurred between August and September with a difference of 243 offenses. There was also a notable decline between April and May with a difference of 196 offenses. The months with the lowest reported crimes were June and July. There are six offenses that have a missing or unknown date.

All Group A Offenses by Location	
Number Of Crimes	Type of Location
1,211	School – College/University
1,161	Residence/Home
830	Parking Lot/Garage
351	Hospital
278	Highway/Road/Alley
152	Government/Public Building
78	Restaurant
68	Arena/Stadium/Fairgrounds/Coliseum
61	Department/Discount Store
36	Specialty Store (TV, Fur, etc.)
29	Commercial/Office Building
29	Other/Unknown
26	Doctor’s Office
23	Locker Room
17	Construction Site
13	Field/Woods
10	School – Elementary/Secondary
7	Church/Synagogue/Temple
7	Park/Playground
6	Convenience Store
6	Daycare Facility
5	Bank/Savings and Loan
4	Movie Theater
4	Rest Area
3	Hotel/Motel/Etc.
3	Rental Storage Facility
2	Pharmacy
2	Museum
1	ATM Machine Separate from Bank
1	Shopping Mall
1	Abandoned/Condemned Structure
1	Dock/Wharf/Freight/Modal Terminal



Violent Crime Comparison

Offense Code	Offense Category	Total Offenses Reported				Percent Change 2014-2015
		2012	2013	2014	2015	
09A	Murder/Nonnegligent Manslaughter	1	0	1	0	-100.0%
13A	Aggravated Assault	102	55	62	52	-16.1%
100	Kidnapping/Abduction	5	4	9	2	-77.8%
120	Robbery	34	45	29	20	-31.0%
11A	Forcible Rape	21	27	51	56	9.8%
11B	Forcible Sodomy	4	7	4	8	100.0%
11C	Sexual Assault with an Object	4	1	5	6	20.0%
11D	Forcible Fondling	17	18	34	49	44.1%
Total Violent Crimes		188	157	195	193	-1.0%

Weapons Used in Violent Crimes

Offense Code	Offense Category	Weapon Type											
		Firearm/Firearm (Type not Stated)	Firearm - Automatic	Handgun	Handgun-Automatic	Rifle	Knife/Cutting Instrument	Blunt Object (Club, Hammer etc.)	Motor Vehicle as Weapon	Asphyxiation	Personal Weapons	Other & Unknown	
13A	Aggravated Assault	0	2	4	1	1	6	7	2	1	18	14	
11A	Forcible Rape	0	0	0	0	0	0	0	0	0	35	5	
11B	Forcible Sodomy	0	0	0	0	0	0	0	0	0	5	0	
11C	Sexual Assault with an Object	0	0	0	0	0	0	0	0	0	5	1	
11D	Forcible Fondling	0	0	0	0	0	1	0	0	0	35	3	
100	Kidnapping/Abduction	0	0	0	0	0	0	0	0	0	1	0	
120	Robbery	3	0	8	1	0	2	0	0	0	4	3	
Total		3	2	12	2	1	9	7	2	1	103	26	

Certain TIBRS offenses require a weapon type be documented during reporting. As such, TIBRS captures information concerning various weapons being used to commit crime in the state of Tennessee. Personal Weapons (hands, fist, feet, etc.) were most often reported (55.1%) as the Weapon Type in violent crimes by colleges and universities in 2014. Firearms combined accounted for an additional 18.7% of weapons used in violent crimes.

Non-Violent Crime Comparison

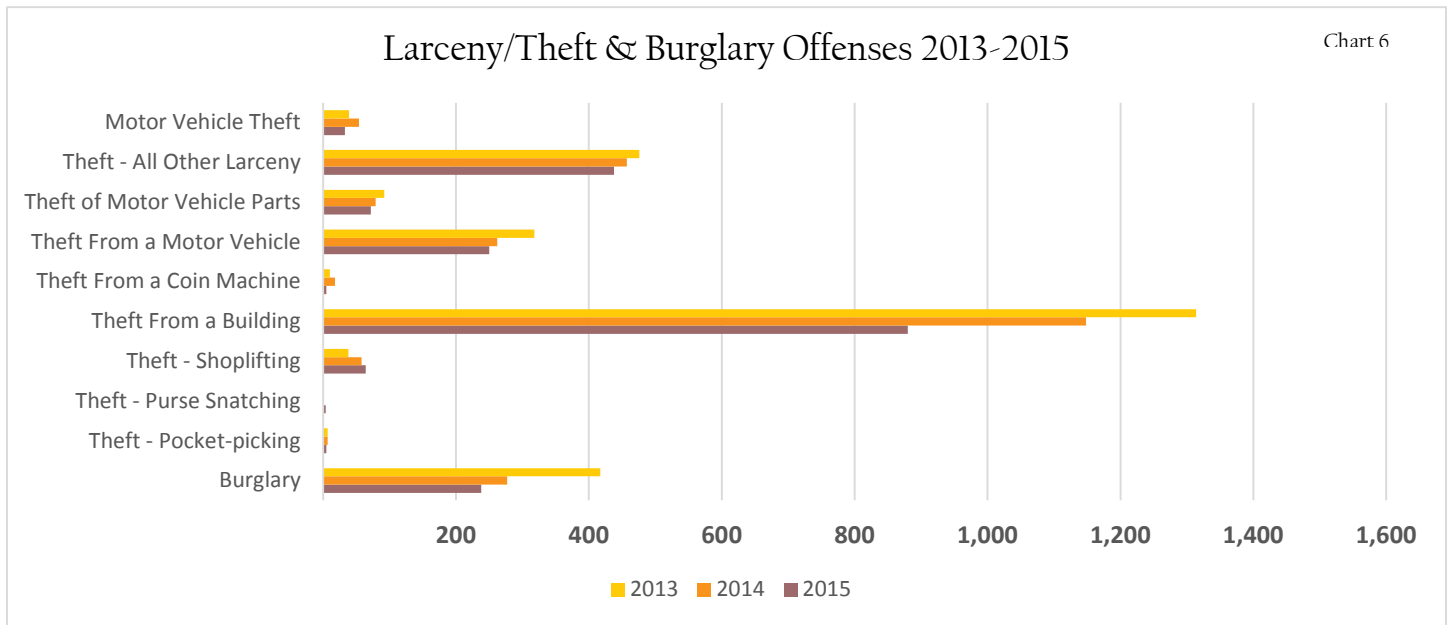
Offense Code	Offense Category					Percent Change		
		2012	2013	2014	2015	2012-2013	2013-2014	2014-2015
200	Arson	11	5	6	10	-54.5%	20.0%	66.7%
13B	Simple Assault	413	384	340	327	-7.0%	-11.5%	-3.8%
13C	Intimidation	257	235	172	209	-8.6%	-26.8%	21.5%
13D	Stalking	24	28	47	42	16.7%	67.9%	-10.6%
510	Bribery	0	0	0	0	-	-	-
220	Burglary/ Breaking & Entering	405	417	277	238	3.0%	-33.6%	-14.1%
250	Counterfeiting/Forgery	35	29	38	39	-17.1%	31.0%	2.6%
290	Destruction/Damage/Vandalism	762	724	682	598	-5.0%	-5.8%	-12.3%
35A	Drugs/Narcotics Violation	480	514	550	526	7.1%	7.0%	-4.4%
35B	Drug Equipment Violation	327	307	362	310	-6.1%	17.9%	-14.4%
270	Embezzlement	7	19	16	12	171.4%	-15.8%	-25.0%
210	Extortion/Blackmail	2	3	4	2	50.0%	33.3%	-50.0%
26A	False Pretenses/Swindle/Con	32	55	82	60	71.9%	49.1%	-26.8%
26B	Credit Card/ATM	35	40	33	43	14.3%	-17.5%	30.3%
26C	Impersonation	34	19	21	12	-44.1%	10.5%	-42.9%
26D	Welfare Fraud	0	0	0	0	-	-	-
26E	Wire Fraud	0	2	3	11	-	-	266.7%
39A	Betting/Wagering	1	4	4	2	300.0%	0.0%	-50.0%
39B	Operation/Promoting/Assisting	0	0	0	0	-	-	-
39C	Gambling Equipment Violation	1	0	1	0	-	-	-
39D	Sports Tampering	0	0	0	0	-	-	-
09B	Negligent Manslaughter	0	0	0	0	-	-	-
64A	Commercial Sex Acts	-	0	0	0	-	-	-
64B	Involuntary Servitude	-	0	0	0	-	-	-
23A	Pocket-Picking	6	7	7	5	16.7%	0.0%	-28.6%
23B	Purse-Snatching	1	1	1	4	0.0%	0.0%	300.0%
23C	Shoplifting	57	38	58	64	-33.3%	52.6%	10.3%
23D	Theft from Building	1,562	1,314	1,148	880	-15.9%	-12.6%	-23.3%
23E	Theft from Coin Machine	18	10	18	5	-44.4%	80.0%	-72.2%
23F	Theft from Motor Vehicle	376	318	262	250	-15.4%	-17.6%	-4.6%
23G	Theft of Vehicle Parts	102	92	79	72	-9.8%	-14.1%	-8.9%
23H	All Other Larceny	530	476	457	438	-10.2%	-4.0%	-4.2%
240	Motor Vehicle Theft	46	39	54	33	-15.2%	38.5%	-38.9%
370	Pornography/Obscene Material	1	1	3	1	-	200.0%	-66.7%
40A	Prostitution	0	0	0	0	-	-	-
40B	Assisting/Promotion Prostitution	0	0	1	0	-	-	-
40C	Purchasing Prostitution	-	1	0	2	-	-	-
36A	Incest	0	0	0	0	-	-	-
36B	Statutory Rape	0	1	0	0	-	-	-
280	Stolen Property Offenses	5	11	3	2	120.0%	-72.7%	-33.3%
520	Weapon Law Violations	64	58	45	49	-9.4%	-22.4%	8.9%
90A	Bad Checks	3	1	2	0	-66.7%	100.0%	-100.0%
90B	Curfew/Loitering/Vagrancy	3	4	5	1	33.3%	25.0%	-80.0%
90C	Disorderly Conduct	127	103	67	68	-18.9%	-35.0%	1.5%
90D	Driving Under the Influence	150	146	93	83	-2.7%	-36.3%	-10.8%
90E	Drunkenness	314	281	235	183	-10.5%	-16.4%	-22.1%
90F	Family Offenses, Nonviolent	1	1	4	1	0.0%	300.0%	-75.0%
90G	Liquor Law Violation	885	668	738	927	-24.5%	10.5%	25.6%
90H	Peeping Tom	1	0	0	2	-100.0%	-	-
90J	Trespass of Real Property	220	200	194	169	-9.1%	-3.0%	-12.9%
90Z	All Other Offenses	126	52	87	72	-58.7%	67.3%	-17.2%
Total Non-Violent Crimes		7,424	6,608	6,199	5,752	-11.0%	-6.2%	-7.2%

Footnote: The number zero (0) is defined as infinite by basic mathematical rules and is not divisible. Therefore, all calculations in the analysis using zero (0) result in an undefined result (-).

Larceny/Theft & Burglary Offenses

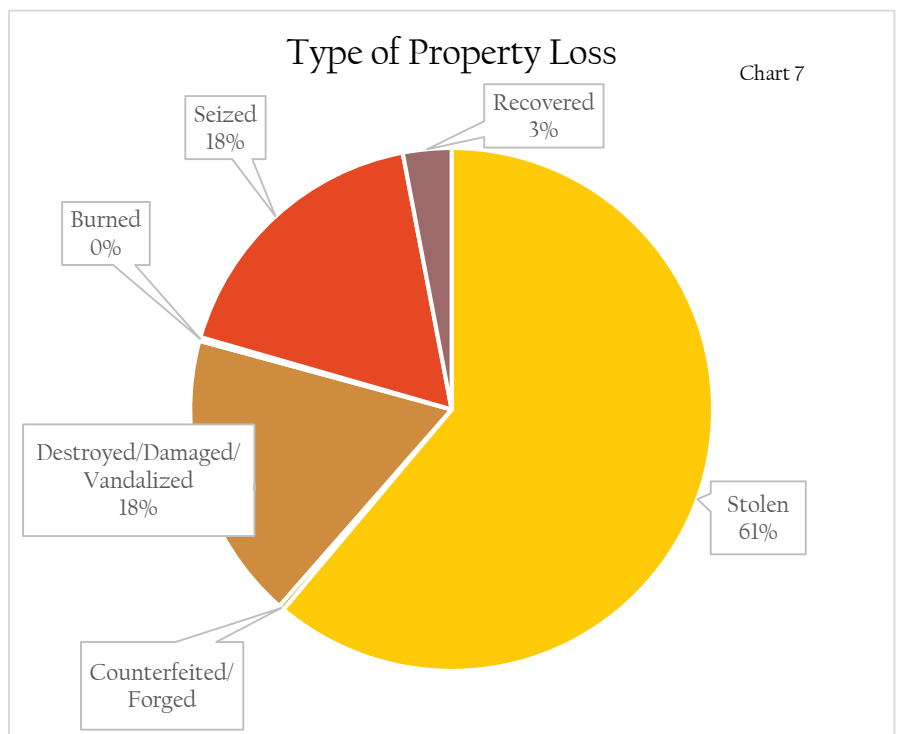
Larceny/Theft and Burglary offenses accounted for the greatest majority (32.9%) of 2015 offenses reported by colleges and universities in the state of Tennessee. Review of the data reveals that Theft from a Building was the offense reported with the highest frequency but has declined over the years, showing a 43.7% decrease since 2012 (1,558).

For the purposes of this report, Motor Vehicle Theft (33) also was included in the analysis of Larceny offenses. The number of reported Motor Vehicle Thefts at college campuses decreased this year by 38.9%



The majority of the property descriptions reported as stolen decreased from 2014 to 2015. The category of Textbooks was included as a new description and colleges reported 40 stolen during the year. The number of prescription drugs stolen increased by 18.5%.

Items reported in the “Other” category continues to show a decrease from 493 in 2014 to 375 in 2015. More specific property categories continue to be added.



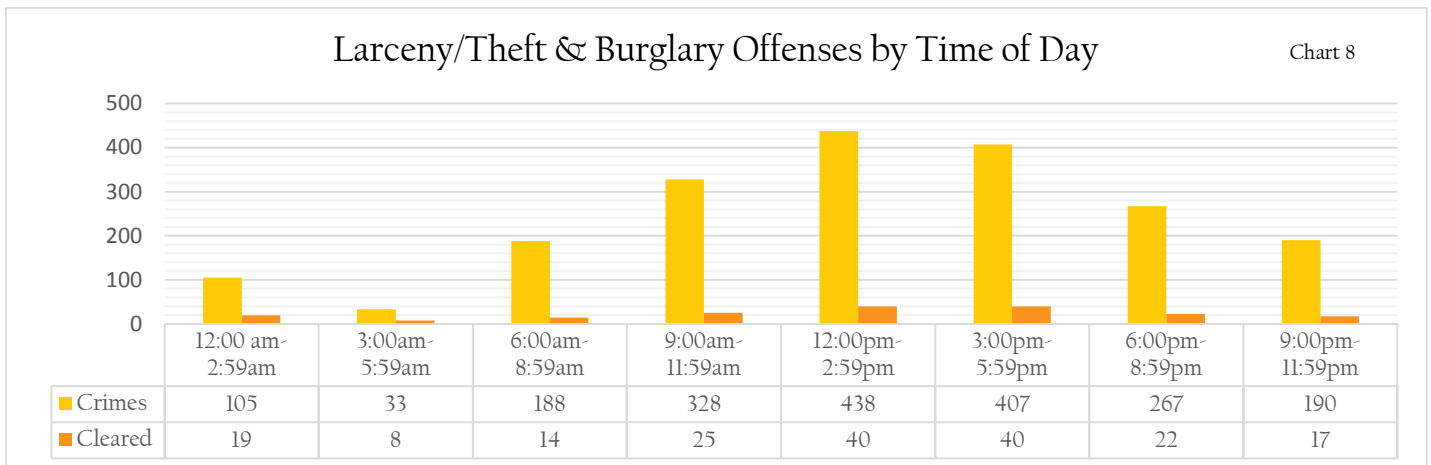
Larceny/Theft & Burglary Offenses continued

Offense categories of Larceny/Theft and Burglary were combined to explore the locations and time of day these crimes most commonly occurred in 2015 at colleges and universities.

The most commonly reported locations where Larceny/Theft and Burglary offenses occurred (other than School-College/University) were Parking Lot/Garage (18.8%) and Residence/Home (14.2%). The table (to the right) details the various locations along with the number of 2015 Larceny/Theft and Burglary crimes reported in each location.

Chart 8 depicts the Larceny/Theft and Burglary crimes committed and cleared (e.g., the offender was arrested) by time of day. Most Larceny and Burglary offenses happened between the hours of 12:00pm and 2:59pm.

Larceny/Theft & Burglary Offenses by Location	
Crimes	Type of Location
659	School-College/University
391	Parking Lot/Garage
314	Residence/Home
143	Hospital
104	Highway/Road/Alley
96	Government/Public Building
46	Restaurant
38	Department/Discount Store
38	Arena/Stadium/Fairgrounds/Coliseum
26	Specialty Store (TV, Fur, etc.)
23	Commercial/Office Building
22	Locker Room
18	Doctor's Office
14	Construction Site
11	Community Center
7	Field/Woods
5	Other/Unknown
4	Convenience Store
4	Daycare Facility
4	Church/Synagogue/Temple
4	Park/Playground
3	School-Elementary/Secondary
3	Rest Area
2	Hotel/Motel/Etc.
2	Movie Theater
2	Pharmacy
2	Rental Storage Facility
1	Bank/Savings and Loan
1	Shopping Mall
1	Museum
1	Dock/Wharf/Freight/Modal Terminal



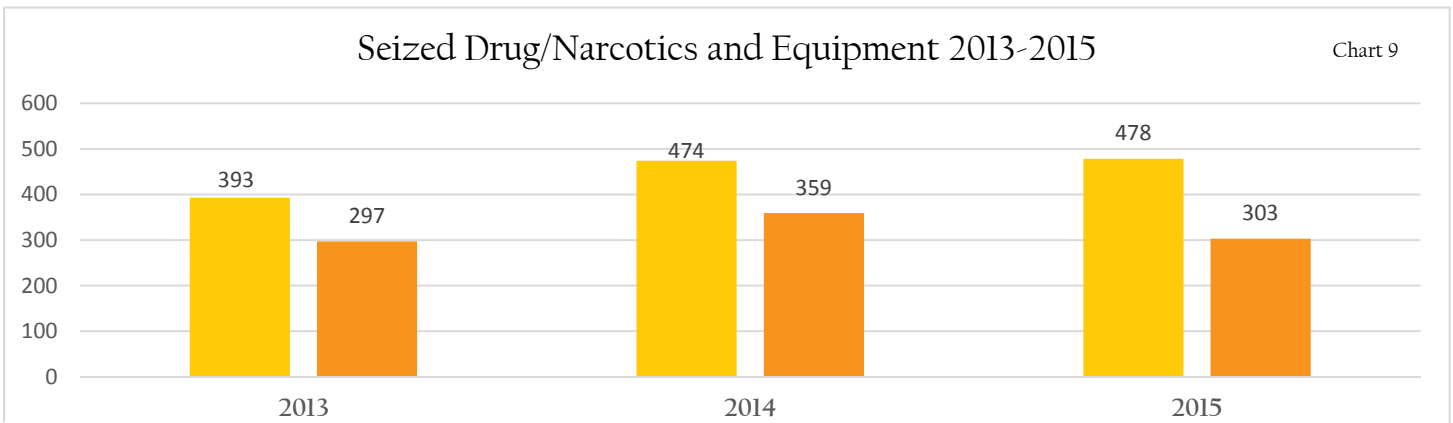
Drug/Narcotics & Equipment Offenses

Drug/Narcotic & Equipment Offenses by Location	
Offenses	Type of Location
449	Residence/Home
108	Highway/Road/Alley
87	School – College/University
85	Parking Lot/Garage
78	Hospital
6	Government/Public Building
6	Arena/Stadium/Fairgrounds/Coliseum
6	Other/Unknown
4	Restaurant
2	Community Center
2	Construction Site
1	Convenience Store
1	Field/Woods
1	Rest Area

Examination of drug offenses revealed an overall decrease of 6.2% in 2015. Drug/Narcotics Violations increased less than 1% and Drug Equipment Violations decreased by 15.6% from 2014.

A variety of locations were documented in Drug/Narcotics and Equipment offenses. The category of “Residence/Home” is the most frequently reported location at 53.7% followed by “Highway/Road/Alley” at 12.9%.

An analysis of race and gender revealed that white males were the most frequent offender for drug-related crimes at 60.4%. Across all races, males (664) had a much higher frequency of committing drug-related crimes than females (180).

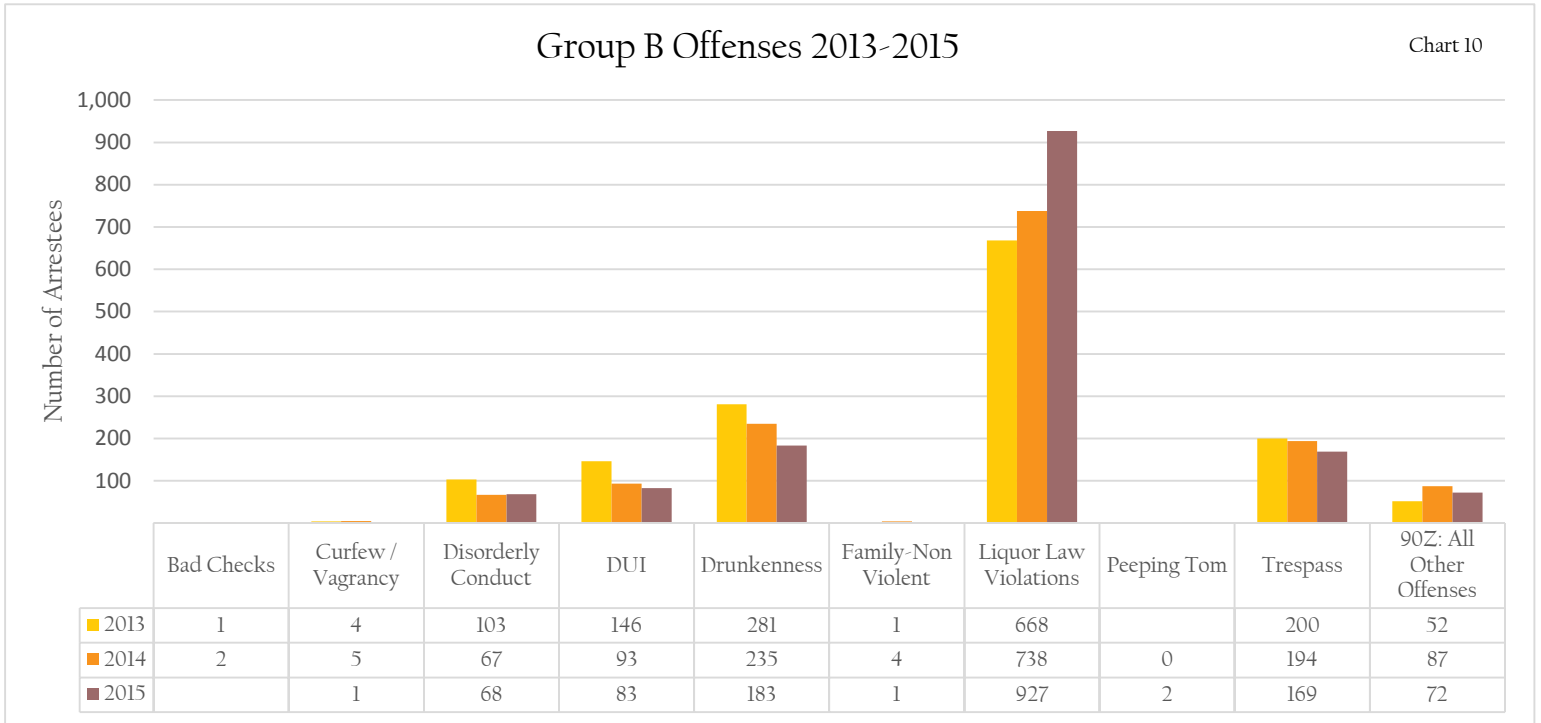


The reported number of seized property with the description of Drugs/Narcotics in 2015 was 478, a slight increase from 474 reported in 2014. The number of seized Drug/Narcotic Equipment decreased 15.6% from 359 in 2014 to 303 in 2015.

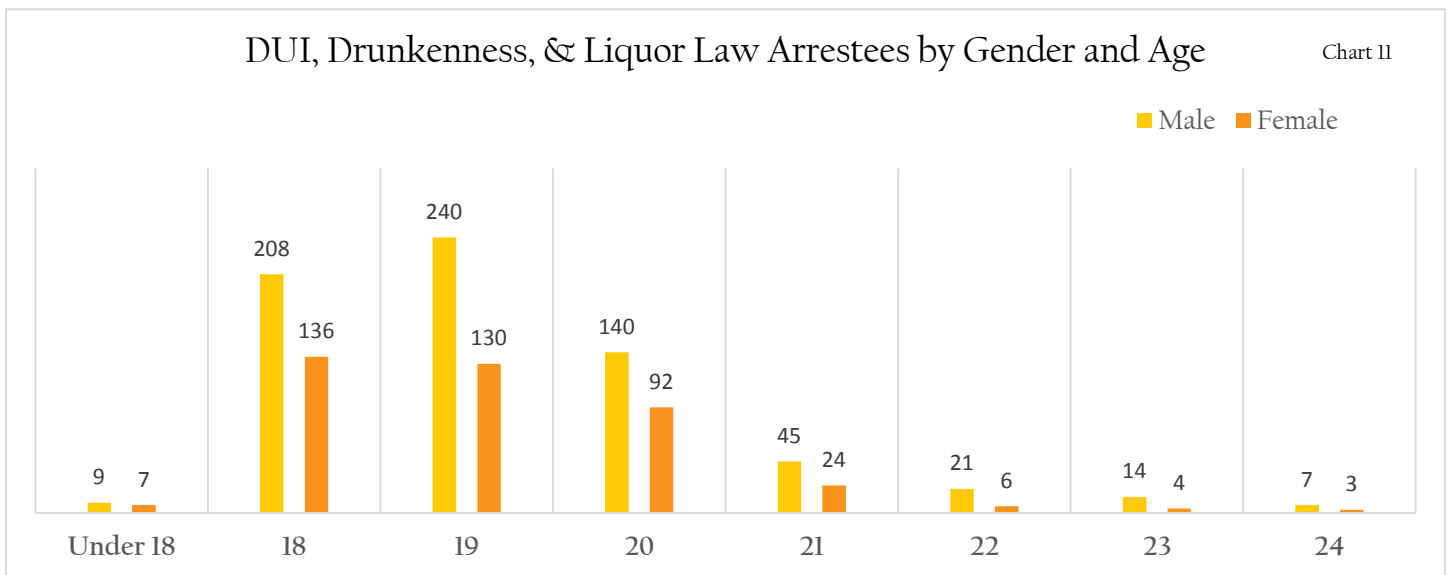


Group B Offenses

Group B offenses accounted for 25.3% of all crimes reported by colleges and universities to TIBRS in 2015. The total number of Group B offenses increased from 2014 (1,425) to 2015 (1,506) by 5.7%. Since 2011, Liquor Law violations have constituted the greatest majority of Group B offenses each year. The year 2015 proved consistent with this trend with Liquor Law Violations accounting for 61.6% of Group B crimes.



DUI, Drunkenness, & Liquor Law Offenses



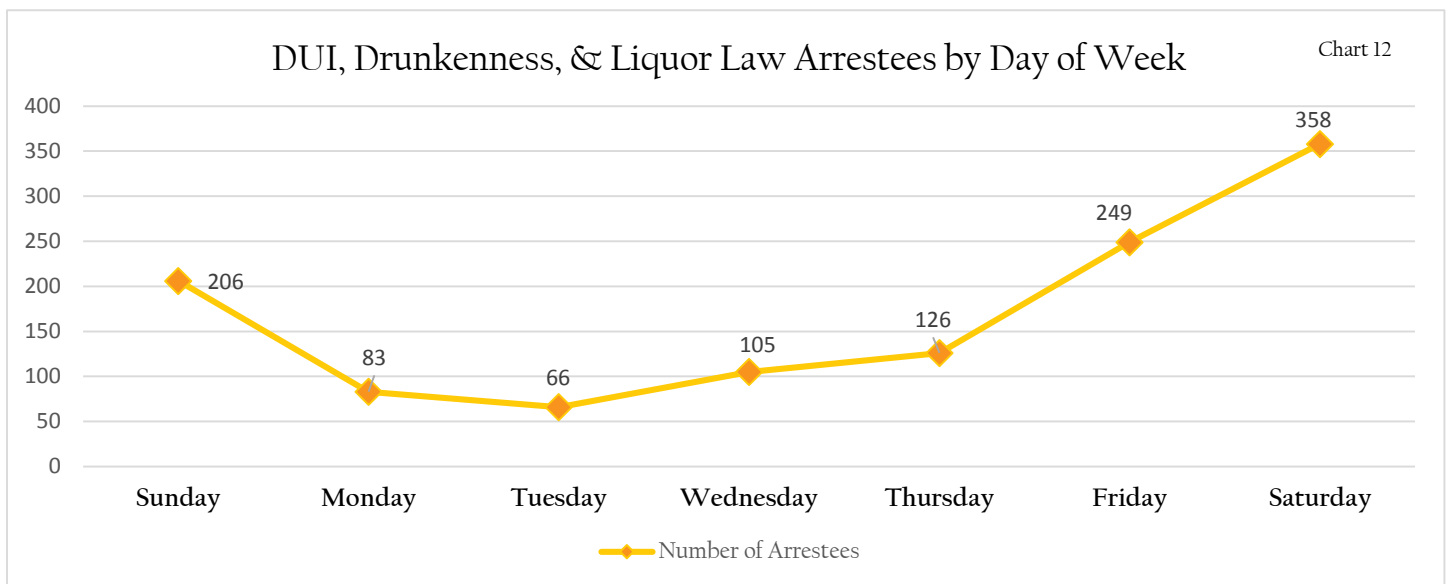
DUI, Drunkenness, & Liquor Law Offenses continued

Driving Under the Influence, Drunkenness, and Liquor Law Violations were combined to examine alcohol-related crimes reported by Colleges and Universities in 2015.

Results revealed an 11.9% increase in alcohol-related crimes from 2014 (1,066) to 2015 (1,193). The age category of 24 and under had the most alcohol-related arrests with 1,086 arrestees (Chart 11), while the age category of 25 and over contributed 107 arrests.

Specifically, Drunkenness showed the largest decrease (22.1%) from 2014 to 2015. Liquor Law Violation arrests increased by 25.6% from 2014 to 2015. Individuals under the age of 21 accounted for 88.6% of alcohol-related arrestees. Male arrestees (597) in this category outnumbered females (365). For the fifth consecutive year, 19-year-old males were the most prevalent offenders accounting for 24.9% of arrestees in this group.

Chart 12 below displays the frequency of alcohol-related offenses by day of the week.





CRIME ON CAMPUS 2015

ON-CAMPUS
INSTITUTIONS

Aquinas College - 2015

GROUP A OFFENSES	Offense	Rate per 1,000	Cleared	% Cleared
Homicide Offenses (Total)	0	0.0	0	0.0
Murder	0	0.0	0	0.0
Negligent Manslaughter	0	0.0	0	0.0
Kidnapping/Abduction	0	0.0	0	0.0
Sex Offenses (Forcible) (Total)	0	0.0	0	0.0
Forcible Rape	0	0.0	0	0.0
Forcible Sodomy	0	0.0	0	0.0
Sexual Assault W/Object	0	0.0	0	0.0
Forcible Fondling	0	0.0	0	0.0
Robbery	0	0.0	0	0.0
Assault Offenses (Total)	1	12.7	0	0.0
Aggravated Assault	0	0.0	0	0.0
Simple Assault	0	0.0	0	0.0
Intimidation	0	0.0	0	0.0
Stalking	1	12.7	0	0.0
Arson	0	0.0	0	0.0
Extortion/Blackmail	0	0.0	0	0.0
Burglary	0	0.0	0	0.0
Larceny/Theft Offenses (Total)	0	0.0	0	0.0
Theft - Pocket-picking	0	0.0	0	0.0
Theft - Purse Snatching	0	0.0	0	0.0
Theft - Shoplifting	0	0.0	0	0.0
Theft From Building	0	0.0	0	0.0
Theft From Coin Machine	0	0.0	0	0.0
Theft From Motor Vehicle	0	0.0	0	0.0
Theft of Motor Vehicle Parts	0	0.0	0	0.0
Theft - All Other Larceny	0	0.0	0	0.0
Motor Vehicle Theft	0	0.0	0	0.0
Counterfeiting/Forgery	0	0.0	0	0.0
Fraud Offenses (Total)	0	0.0	0	0.0
Fraud - False Pretenses	0	0.0	0	0.0
Fraud - Credit Card/ATM	0	0.0	0	0.0
Fraud - Impersonation	0	0.0	0	0.0
Fraud - Welfare	0	0.0	0	0.0
Fraud - Wire	0	0.0	0	0.0
Embezzlement	0	0.0	0	0.0
Stolen Property Offenses	0	0.0	0	0.0
Destruction/Damage/Vandalism	0	0.0	0	0.0
Drug/Narcotic Violations (Total)	0	0.0	0	0.0
Drug/Narcotic Violations	0	0.0	0	0.0
Drug/Narcotic Equipment Violations	0	0.0	0	0.0

GROUP A OFFENSES	Offense	Rate per 1,000	Cleared	% Cleared
Sex Offenses (Nonforcible) (Total)	0	0.0	0	0.0
Incest	0	0.0	0	0.0
Statutory Rape	0	0.0	0	0.0
Pornography/Obscene Material	0	0.0	0	0.0
Gambling Offenses (Total)	0	0.0	0	0.0
Gambling - Betting/Wagering	0	0.0	0	0.0
Gambling - Operating/Promoting	0	0.0	0	0.0
Gambling - Equipment Violations	0	0.0	0	0.0
Gambling - Sports Tampering	0	0.0	0	0.0
Prostitution Offenses (Total)	0	0.0	0	0.0
Prostitution	0	0.0	0	0.0
Prostitution Assisting/Promoting	0	0.0	0	0.0
Purchasing Prostitution	0	0.0	0	0.0
Human Trafficking Offenses (Total)	0	0.0	0	0.0
Commercial Sex Acts	0	0.0	0	0.0
Involuntary Servitude	0	0.0	0	0.0
Bribery	0	0.0	0	0.0
Weapon Law Violations	0	0.0	0	0.0

GROUP B OFFENSES	Offenses	Rate per 1,000
Bad Checks	0	0.0
Curfew/Vagrancy	0	0.0
Disorderly Conduct	0	0.0
DUI	0	0.0
Drunkenness	0	0.0
Family-Non Violent	0	0.0
Liquor Law Violations	0	0.0
Peeping Tom	0	0.0
Trespass	0	0.0
All Other Offenses	0	0.0

2015 Fall Term Campus Population	
Undergraduate Enrollment	50
Graduate Enrollment	0
Staff Personnel	20
Faculty Personnel	8
Security Personnel	1
Total Campus Population	79



Austin Peay State University - 2015

GROUP A OFFENSES	Offense	Rate per 1,000	Cleared	% Cleared
Homicide Offenses (Total)	0	0.0	0	0.0
Murder	0	0.0	0	0.0
Negligent Manslaughter	0	0.0	0	0.0
Kidnapping/Abduction	0	0.0	0	0.0
Sex Offenses (Forcible) (Total)	4	0.5	3	75.0
Forcible Rape	0	0.0	0	0.0
Forcible Sodomy	1	0.1	0	0.0
Sexual Assault W/Object	3	0.4	3	100.0
Forcible Fondling	0	0.0	0	0.0
Robbery	0	0.0	0	0.0
Assault Offenses (Total)	24	2.8	19	79.2
Aggravated Assault	2	0.2	2	100.0
Simple Assault	12	1.4	11	91.7
Intimidation	8	0.9	5	62.5
Stalking	2	0.2	1	50.0
Arson	0	0.0	0	0.0
Extortion/Blackmail	0	0.0	0	0.0
Burglary	10	1.2	2	20.0
Larceny/Theft Offenses (Total)	52	6.1	2	3.8
Theft - Pocket-picking	0	0.0	0	0.0
Theft - Purse Snatching	0	0.0	0	0.0
Theft - Shoplifting	0	0.0	0	0.0
Theft From Building	26	3.1	2	7.7
Theft From Coin Machine	0	0.0	0	0.0
Theft From Motor Vehicle	15	1.8	0	0.0
Theft of Motor Vehicle Parts	2	0.2	0	0.0
Theft - All Other Larceny	9	1.1	0	0.0
Motor Vehicle Theft	2	0.2	0	0.0
Counterfeiting/Forgery	1	0.1	0	0.0
Fraud Offenses (Total)	2	0.2	0	0.0
Fraud - False Pretenses	2	0.2	0	0.0
Fraud - Credit Card/ATM	0	0.0	0	0.0
Fraud - Impersonation	0	0.0	0	0.0
Fraud - Welfare	0	0.0	0	0.0
Fraud - Wire	0	0.0	0	0.0
Embezzlement	0	0.0	0	0.0
Stolen Property Offenses	0	0.0	0	0.0
Destruction/Damage/Vandalism	27	3.2	7	25.9
Drug/Narcotic Violations (Total)	43	5.1	41	95.3
Drug/Narcotic Violations	26	3.1	24	92.3
Drug/Narcotic Equipment Violations	17	2.0	17	100.0

GROUP A OFFENSES	Offense	Rate per 1,000	Cleared	% Cleared
Sex Offenses (Nonforcible) (Total)	0	0.0	0	0.0
Incest	0	0.0	0	0.0
Statutory Rape	0	0.0	0	0.0
Pornography/Obscene Material	0	0.0	0	0.0
Gambling Offenses (Total)	0	0.0	0	0.0
Gambling - Betting/Wagering	0	0.0	0	0.0
Gambling - Operating/Promoting	0	0.0	0	0.0
Gambling - Equipment Violations	0	0.0	0	0.0
Gambling - Sports Tampering	0	0.0	0	0.0
Prostitution Offenses (Total)	0	0.0	0	0.0
Prostitution	0	0.0	0	0.0
Prostitution Assisting/Promoting	0	0.0	0	0.0
Purchasing Prostitution	0	0.0	0	0.0
Human Trafficking Offenses (Total)	0	0.0	0	0.0
Commercial Sex Acts	0	0.0	0	0.0
Involuntary Servitude	0	0.0	0	0.0
Bribery	0	0.0	0	0.0
Weapon Law Violations	1	0.1	1	100.0

GROUP B OFFENSES	Offenses	Rate per 1,000
Bad Checks	0	0.0
Curfew/Vagrancy	0	0.0
Disorderly Conduct	2	0.2
DUI	0	0.0
Drunkenness	3	0.4
Family-Non Violent	1	0.1
Liquor Law Violations	23	2.7
Peeping Tom	1	0.1
Trespass	3	0.4
All Other Offenses	0	0.0

2015 Fall Term Campus Population	
Undergraduate Enrollment	6,253
Graduate Enrollment	236
Staff Personnel	668
Faculty Personnel	591
Security Personnel	25
Total Campus Population	7,773



Baptist Memorial College of Health Sciences - 2015

GROUP A OFFENSES	Offense	Rate per 1,000	Cleared	% Cleared
Homicide Offenses (Total)	0	0.0	0	0.0
Murder	0	0.0	0	0.0
Negligent Manslaughter	0	0.0	0	0.0
Kidnapping/Abduction	0	0.0	0	0.0
Sex Offenses (Forcible) (Total)	0	0.0	0	0.0
Forcible Rape	0	0.0	0	0.0
Forcible Sodomy	0	0.0	0	0.0
Sexual Assault W/Object	0	0.0	0	0.0
Forcible Fondling	0	0.0	0	0.0
Robbery	0	0.0	0	0.0
Assault Offenses (Total)	0	0.0	0	0.0
Aggravated Assault	0	0.0	0	0.0
Simple Assault	0	0.0	0	0.0
Intimidation	0	0.0	0	0.0
Stalking	0	0.0	0	0.0
Arson	0	0.0	0	0.0
Extortion/Blackmail	0	0.0	0	0.0
Burglary	0	0.0	0	0.0
Larceny/Theft Offenses (Total)	0	0.0	0	0.0
Theft - Pocket-picking	0	0.0	0	0.0
Theft - Purse Snatching	0	0.0	0	0.0
Theft - Shoplifting	0	0.0	0	0.0
Theft From Building	0	0.0	0	0.0
Theft From Coin Machine	0	0.0	0	0.0
Theft From Motor Vehicle	0	0.0	0	0.0
Theft of Motor Vehicle Parts	0	0.0	0	0.0
Theft - All Other Larceny	0	0.0	0	0.0
Motor Vehicle Theft	0	0.0	0	0.0
Counterfeiting/Forgery	0	0.0	0	0.0
Fraud Offenses (Total)	0	0.0	0	0.0
Fraud - False Pretenses	0	0.0	0	0.0
Fraud - Credit Card/ATM	0	0.0	0	0.0
Fraud - Impersonation	0	0.0	0	0.0
Fraud - Welfare	0	0.0	0	0.0
Fraud - Wire	0	0.0	0	0.0
Embezzlement	0	0.0	0	0.0
Stolen Property Offenses	0	0.0	0	0.0
Destruction/Damage/Vandalism	0	0.0	0	0.0
Drug/Narcotic Violations (Total)	0	0.0	0	0.0
Drug/Narcotic Violations	0	0.0	0	0.0
Drug/Narcotic Equipment Violations	0	0.0	0	0.0

GROUP A OFFENSES	Offense	Rate per 1,000	Cleared	% Cleared
Sex Offenses (Nonforcible) (Total)	0	0.0	0	0.0
Incest	0	0.0	0	0.0
Statutory Rape	0	0.0	0	0.0
Pornography/Obscene Material	0	0.0	0	0.0
Gambling Offenses (Total)	0	0.0	0	0.0
Gambling - Betting/Wagering	0	0.0	0	0.0
Gambling - Operating/Promoting	0	0.0	0	0.0
Gambling - Equipment Violations	0	0.0	0	0.0
Gambling - Sports Tampering	0	0.0	0	0.0
Prostitution Offenses (Total)	0	0.0	0	0.0
Prostitution	0	0.0	0	0.0
Prostitution Assisting/Promoting	0	0.0	0	0.0
Purchasing Prostitution	0	0.0	0	0.0
Human Trafficking Offenses (Total)	0	0.0	0	0.0
Commercial Sex Acts	0	0.0	0	0.0
Involuntary Servitude	0	0.0	0	0.0
Bribery	0	0.0	0	0.0
Weapon Law Violations	0	0.0	0	0.0

GROUP B OFFENSES	Offenses	Rate per 1,000
Bad Checks	0	0.0
Curfew/Vagrancy	0	0.0
Disorderly Conduct	0	0.0
DUI	0	0.0
Drunkenness	0	0.0
Family-Non Violent	0	0.0
Liquor Law Violations	0	0.0
Peeping Tom	0	0.0
Trespass	0	0.0
All Other Offenses	0	0.0

2015 Fall Term Campus Population	
Undergraduate Enrollment	463
Graduate Enrollment	0
Staff Personnel	58
Faculty Personnel	63
Security Personnel	14
Total Campus Population	598



Belmont University - 2015

GROUP A OFFENSES	Offense	Rate per 1,000	Cleared	% Cleared
Homicide Offenses (Total)	0	0.0	0	0.0
Murder	0	0.0	0	0.0
Negligent Manslaughter	0	0.0	0	0.0
Kidnapping/Abduction	0	0.0	0	0.0
Sex Offenses (Forcible) (Total)	1	0.1	0	0.0
Forcible Rape	1	0.1	0	0.0
Forcible Sodomy	0	0.0	0	0.0
Sexual Assault W/Object	0	0.0	0	0.0
Forcible Fondling	0	0.0	0	0.0
Robbery	0	0.0	0	0.0
Assault Offenses (Total)	9	1.1	0	0.0
Aggravated Assault	0	0.0	0	0.0
Simple Assault	1	0.1	0	0.0
Intimidation	3	0.4	0	0.0
Stalking	5	0.6	0	0.0
Arson	1	0.1	0	0.0
Extortion/Blackmail	0	0.0	0	0.0
Burglary	1	0.1	0	0.0
Larceny/Theft Offenses (Total)	43	5.1	1	2.3
Theft - Pocket-picking	1	0.1	0	0.0
Theft - Purse Snatching	1	0.1	0	0.0
Theft - Shoplifting	0	0.0	0	0.0
Theft From Building	26	3.1	0	0.0
Theft From Coin Machine	0	0.0	0	0.0
Theft From Motor Vehicle	6	0.7	0	0.0
Theft of Motor Vehicle Parts	1	0.1	0	0.0
Theft - All Other Larceny	8	1.0	1	12.5
Motor Vehicle Theft	0	0.0	0	0.0
Counterfeiting/Forgery	1	0.1	0	0.0
Fraud Offenses (Total)	0	0.0	0	0.0
Fraud - False Pretenses	0	0.0	0	0.0
Fraud - Credit Card/ATM	0	0.0	0	0.0
Fraud - Impersonation	0	0.0	0	0.0
Fraud - Welfare	0	0.0	0	0.0
Fraud - Wire	0	0.0	0	0.0
Embezzlement	0	0.0	0	0.0
Stolen Property Offenses	0	0.0	0	0.0
Destruction/Damage/Vandalism	28	3.3	0	0.0
Drug/Narcotic Violations (Total)	18	2.1	0	0.0
Drug/Narcotic Violations	11	1.3	0	0.0
Drug/Narcotic Equipment Violations	7	0.8	0	0.0

GROUP A OFFENSES	Offense	Rate per 1,000	Cleared	% Cleared
Sex Offenses (Nonforcible) (Total)	0	0.0	0	0.0
Incest	0	0.0	0	0.0
Statutory Rape	0	0.0	0	0.0
Pornography/Obscene Material	0	0.0	0	0.0
Gambling Offenses (Total)	0	0.0	0	0.0
Gambling - Betting/Wagering	0	0.0	0	0.0
Gambling - Operating/Promoting	0	0.0	0	0.0
Gambling - Equipment Violations	0	0.0	0	0.0
Gambling - Sports Tampering	0	0.0	0	0.0
Prostitution Offenses (Total)	0	0.0	0	0.0
Prostitution	0	0.0	0	0.0
Prostitution Assisting/Promoting	0	0.0	0	0.0
Purchasing Prostitution	0	0.0	0	0.0
Human Trafficking Offenses (Total)	0	0.0	0	0.0
Commercial Sex Acts	0	0.0	0	0.0
Involuntary Servitude	0	0.0	0	0.0
Bribery	0	0.0	0	0.0
Weapon Law Violations	1	0.1	1	100.0

GROUP B OFFENSES	Offenses	Rate per 1,000
Bad Checks	0	0.0
Curfew/Vagrancy	0	0.0
Disorderly Conduct	0	0.0
DUI	0	0.0
Drunkenness	5	0.6
Family-Non Violent	0	0.0
Liquor Law Violations	7	0.8
Peeping Tom	0	0.0
Trespass	3	0.4
All Other Offenses	0	0.0

2015 Fall Term Campus Population	
Undergraduate Enrollment	5,983
Graduate Enrollment	1,367
Staff Personnel	523
Faculty Personnel	819
Security Personnel	28
Total Campus Population	8,720



GROUP A OFFENSES	Offense	Rate per 1,000	Cleared	% Cleared
Homicide Offenses (Total)	0	0.0	0	0.0
Murder	0	0.0	0	0.0
Negligent Manslaughter	0	0.0	0	0.0
Kidnapping/Abduction	0	0.0	0	0.0
Sex Offenses (Forcible) (Total)	2	0.3	2	100.0
Forcible Rape	1	0.2	1	100.0
Forcible Sodomy	0	0.0	0	0.0
Sexual Assault W/Object	0	0.0	0	0.0
Forcible Fondling	1	0.2	1	100.0
Robbery	0	0.0	0	0.0
Assault Offenses (Total)	12	1.9	8	66.7
Aggravated Assault	0	0.0	0	0.0
Simple Assault	4	0.6	4	100.0
Intimidation	5	0.8	2	40.0
Stalking	3	0.5	2	66.7
Arson	0	0.0	0	0.0
Extortion/Blackmail	0	0.0	0	0.0
Burglary	13	2.1	2	15.4
Larceny/Theft Offenses (Total)	10	1.6	1	10.0
Theft - Pocket-picking	0	0.0	0	0.0
Theft - Purse Snatching	0	0.0	0	0.0
Theft - Shoplifting	0	0.0	0	0.0
Theft From Building	6	0.9	1	16.7
Theft From Coin Machine	0	0.0	0	0.0
Theft From Motor Vehicle	0	0.0	0	0.0
Theft of Motor Vehicle Parts	1	0.2	0	0.0
Theft - All Other Larceny	3	0.5	0	0.0
Motor Vehicle Theft	0	0.0	0	0.0
Counterfeiting/Forgery	0	0.0	0	0.0
Fraud Offenses (Total)	1	0.2	0	0.0
Fraud - False Pretenses	1	0.2	0	0.0
Fraud - Credit Card/ATM	0	0.0	0	0.0
Fraud - Impersonation	0	0.0	0	0.0
Fraud - Welfare	0	0.0	0	0.0
Fraud - Wire	0	0.0	0	0.0
Embezzlement	0	0.0	0	0.0
Stolen Property Offenses	0	0.0	0	0.0
Destruction/Damage/Vandalism	2	0.3	0	0.0
Drug/Narcotic Violations (Total)	7	1.1	7	100.0
Drug/Narcotic Violations	7	1.1	7	100.0
Drug/Narcotic Equipment Violations	0	0.0	0	0.0

GROUP A OFFENSES	Offense	Rate per 1,000	Cleared	% Cleared
Sex Offenses (Nonforcible) (Total)	0	0.0	0	0.0
Incest	0	0.0	0	0.0
Statutory Rape	0	0.0	0	0.0
Pornography/Obscene Material	0	0.0	0	0.0
Gambling Offenses (Total)	0	0.0	0	0.0
Gambling - Betting/Wagering	0	0.0	0	0.0
Gambling - Operating/Promoting	0	0.0	0	0.0
Gambling - Equipment Violations	0	0.0	0	0.0
Gambling - Sports Tampering	0	0.0	0	0.0
Prostitution Offenses (Total)	0	0.0	0	0.0
Prostitution	0	0.0	0	0.0
Prostitution Assisting/Promoting	0	0.0	0	0.0
Purchasing Prostitution	0	0.0	0	0.0
Human Trafficking Offenses (Total)	0	0.0	0	0.0
Commercial Sex Acts	0	0.0	0	0.0
Involuntary Servitude	0	0.0	0	0.0
Bribery	0	0.0	0	0.0
Weapon Law Violations	2	0.3	2	100.0

GROUP B OFFENSES	Offenses	Rate per 1,000
Bad Checks	0	0.0
Curfew/Vagrancy	0	0.0
Disorderly Conduct	0	0.0
DUI	0	0.0
Drunkenness	0	0.0
Family-Non Violent	0	0.0
Liquor Law Violations	12	1.9
Peeping Tom	0	0.0
Trespass	0	0.0
All Other Offenses	0	0.0

2015 Fall Term Campus Population	
Undergraduate Enrollment	3,485
Graduate Enrollment	739
Staff Personnel	438
Faculty Personnel	381
Security Personnel	11
Total Campus Population	5,054



Bryan College - 2015

GROUP A OFFENSES	Offense	Rate per 1,000	Cleared	% Cleared
Homicide Offenses (Total)	0	0.0	0	0.0
Murder	0	0.0	0	0.0
Negligent Manslaughter	0	0.0	0	0.0
Kidnapping/Abduction	0	0.0	0	0.0
Sex Offenses (Forcible) (Total)	0	0.0	0	0.0
Forcible Rape	0	0.0	0	0.0
Forcible Sodomy	0	0.0	0	0.0
Sexual Assault W/Object	0	0.0	0	0.0
Forcible Fondling	0	0.0	0	0.0
Robbery	0	0.0	0	0.0
Assault Offenses (Total)	1	0.7	0	0.0
Aggravated Assault	0	0.0	0	0.0
Simple Assault	0	0.0	0	0.0
Intimidation	1	0.7	0	0.0
Stalking	0	0.0	0	0.0
Arson	0	0.0	0	0.0
Extortion/Blackmail	0	0.0	0	0.0
Burglary	1	0.7	0	0.0
Larceny/Theft Offenses (Total)	1	0.7	0	0.0
Theft - Pocket-picking	0	0.0	0	0.0
Theft - Purse Snatching	0	0.0	0	0.0
Theft - Shoplifting	0	0.0	0	0.0
Theft From Building	1	0.7	0	0.0
Theft From Coin Machine	0	0.0	0	0.0
Theft From Motor Vehicle	0	0.0	0	0.0
Theft of Motor Vehicle Parts	0	0.0	0	0.0
Theft - All Other Larceny	0	0.0	0	0.0
Motor Vehicle Theft	0	0.0	0	0.0
Counterfeiting/Forgery	0	0.0	0	0.0
Fraud Offenses (Total)	2	1.4	0	0.0
Fraud - False Pretenses	0	0.0	0	0.0
Fraud - Credit Card/ATM	0	0.0	0	0.0
Fraud - Impersonation	0	0.0	0	0.0
Fraud - Welfare	0	0.0	0	0.0
Fraud - Wire	2	1.4	0	0.0
Embezzlement	0	0.0	0	0.0
Stolen Property Offenses	0	0.0	0	0.0
Destruction/Damage/Vandalism	1	0.7	0	0.0
Drug/Narcotic Violations (Total)	0	0.0	0	0.0
Drug/Narcotic Violations	0	0.0	0	0.0
Drug/Narcotic Equipment Violations	0	0.0	0	0.0

GROUP A OFFENSES	Offense	Rate per 1,000	Cleared	% Cleared
Sex Offenses (Nonforcible) (Total)	0	0.0	0	0.0
Incest	0	0.0	0	0.0
Statutory Rape	0	0.0	0	0.0
Pornography/Obscene Material	0	0.0	0	0.0
Gambling Offenses (Total)	0	0.0	0	0.0
Gambling - Betting/Wagering	0	0.0	0	0.0
Gambling - Operating/Promoting	0	0.0	0	0.0
Gambling - Equipment Violations	0	0.0	0	0.0
Gambling - Sports Tampering	0	0.0	0	0.0
Prostitution Offenses (Total)	0	0.0	0	0.0
Prostitution	0	0.0	0	0.0
Prostitution Assisting/Promoting	0	0.0	0	0.0
Purchasing Prostitution	0	0.0	0	0.0
Human Trafficking Offenses (Total)	0	0.0	0	0.0
Commercial Sex Acts	0	0.0	0	0.0
Involuntary Servitude	0	0.0	0	0.0
Bribery	0	0.0	0	0.0
Weapon Law Violations	0	0.0	0	0.0

GROUP B OFFENSES	Offenses	Rate per 1,000
Bad Checks	0	0.0
Curfew/Vagrancy	0	0.0
Disorderly Conduct	0	0.0
DUI	0	0.0
Drunkenness	0	0.0
Family-Non Violent	0	0.0
Liquor Law Violations	0	0.0
Peeping Tom	0	0.0
Trespass	0	0.0
All Other Offenses	0	0.0

2015 Fall Term Campus Population	
Undergraduate Enrollment	1,061
Graduate Enrollment	90
Staff Personnel	101
Faculty Personnel	54
Security Personnel	1
Total Campus Population	1,307



Carson Newman University - 2015

GROUP A OFFENSES	Offense	Rate per 1,000	Cleared	% Cleared
Homicide Offenses (Total)	0	0.0	0	0.0
Murder	0	0.0	0	0.0
Negligent Manslaughter	0	0.0	0	0.0
Kidnapping/Abduction	0	0.0	0	0.0
Sex Offenses (Forcible) (Total)	0	0.0	0	0.0
Forcible Rape	0	0.0	0	0.0
Forcible Sodomy	0	0.0	0	0.0
Sexual Assault W/Object	0	0.0	0	0.0
Forcible Fondling	0	0.0	0	0.0
Robbery	0	0.0	0	0.0
Assault Offenses (Total)	1	0.4	1	100.0
Aggravated Assault	0	0.0	0	0.0
Simple Assault	1	0.4	1	100.0
Intimidation	0	0.0	0	0.0
Stalking	0	0.0	0	0.0
Arson	1	0.4	0	0.0
Extortion/Blackmail	0	0.0	0	0.0
Burglary	1	0.4	0	0.0
Larceny/Theft Offenses (Total)	4	1.5	0	0.0
Theft - Pocket-picking	0	0.0	0	0.0
Theft - Purse Snatching	0	0.0	0	0.0
Theft - Shoplifting	0	0.0	0	0.0
Theft From Building	3	1.1	0	0.0
Theft From Coin Machine	0	0.0	0	0.0
Theft From Motor Vehicle	0	0.0	0	0.0
Theft of Motor Vehicle Parts	1	0.4	0	0.0
Theft - All Other Larceny	0	0.0	0	0.0
Motor Vehicle Theft	0	0.0	0	0.0
Counterfeiting/Forgery	0	0.0	0	0.0
Fraud Offenses (Total)	0	0.0	0	0.0
Fraud - False Pretenses	0	0.0	0	0.0
Fraud - Credit Card/ATM	0	0.0	0	0.0
Fraud - Impersonation	0	0.0	0	0.0
Fraud - Welfare	0	0.0	0	0.0
Fraud - Wire	0	0.0	0	0.0
Embezzlement	0	0.0	0	0.0
Stolen Property Offenses	0	0.0	0	0.0
Destruction/Damage/Vandalism	3	1.1	0	0.0
Drug/Narcotic Violations (Total)	4	1.5	4	100.0
Drug/Narcotic Violations	2	0.7	2	100.0
Drug/Narcotic Equipment Violations	2	0.7	2	100.0

GROUP A OFFENSES	Offense	Rate per 1,000	Cleared	% Cleared
Sex Offenses (Nonforcible) (Total)	0	0.0	0	0.0
Incest	0	0.0	0	0.0
Statutory Rape	0	0.0	0	0.0
Pornography/Obscene Material	0	0.0	0	0.0
Gambling Offenses (Total)	0	0.0	0	0.0
Gambling - Betting/Wagering	0	0.0	0	0.0
Gambling - Operating/Promoting	0	0.0	0	0.0
Gambling - Equipment Violations	0	0.0	0	0.0
Gambling - Sports Tampering	0	0.0	0	0.0
Prostitution Offenses (Total)	0	0.0	0	0.0
Prostitution	0	0.0	0	0.0
Prostitution Assisting/Promoting	0	0.0	0	0.0
Purchasing Prostitution	0	0.0	0	0.0
Human Trafficking Offenses (Total)	0	0.0	0	0.0
Commercial Sex Acts	0	0.0	0	0.0
Involuntary Servitude	0	0.0	0	0.0
Bribery	0	0.0	0	0.0
Weapon Law Violations	0	0.0	0	0.0

GROUP B OFFENSES	Offenses	Rate per 1,000
Bad Checks	0	0.0
Curfew/Vagrancy	0	0.0
Disorderly Conduct	0	0.0
DUI	0	0.0
Drunkenness	2	0.7
Family-Non Violent	0	0.0
Liquor Law Violations	0	0.0
Peeping Tom	0	0.0
Trespass	0	0.0
All Other Offenses	1	0.4

2015 Fall Term Campus Population	
Undergraduate Enrollment	1,757
Graduate Enrollment	605
Staff Personnel	202
Faculty Personnel	317
Security Personnel	14
Total Campus Population	2,895



Chattanooga State Community College - 2015

GROUP A OFFENSES	Offense	Rate per 1,000	Cleared	% Cleared
Homicide Offenses (Total)	0	0.0	0	0.0
Murder	0	0.0	0	0.0
Negligent Manslaughter	0	0.0	0	0.0
Kidnapping/Abduction	0	0.0	0	0.0
Sex Offenses (Forcible) (Total)	2	0.2	2	100.0
Forcible Rape	0	0.0	0	0.0
Forcible Sodomy	0	0.0	0	0.0
Sexual Assault W/Object	0	0.0	0	0.0
Forcible Fondling	2	0.2	2	100.0
Robbery	0	0.0	0	0.0
Assault Offenses (Total)	14	1.5	11	78.6
Aggravated Assault	2	0.2	2	100.0
Simple Assault	3	0.3	1	33.3
Intimidation	4	0.4	4	100.0
Stalking	5	0.5	4	80.0
Arson	0	0.0	0	0.0
Extortion/Blackmail	0	0.0	0	0.0
Burglary	0	0.0	0	0.0
Larceny/Theft Offenses (Total)	16	1.7	3	18.8
Theft - Pocket-picking	0	0.0	0	0.0
Theft - Purse Snatching	0	0.0	0	0.0
Theft - Shoplifting	0	0.0	0	0.0
Theft From Building	13	1.4	2	15.4
Theft From Coin Machine	0	0.0	0	0.0
Theft From Motor Vehicle	1	0.1	0	0.0
Theft of Motor Vehicle Parts	0	0.0	0	0.0
Theft - All Other Larceny	2	0.2	1	50.0
Motor Vehicle Theft	0	0.0	0	0.0
Counterfeiting/Forgery	0	0.0	0	0.0
Fraud Offenses (Total)	1	0.1	1	100.0
Fraud - False Pretenses	0	0.0	0	0.0
Fraud - Credit Card/ATM	1	0.1	1	100.0
Fraud - Impersonation	0	0.0	0	0.0
Fraud - Welfare	0	0.0	0	0.0
Fraud - Wire	0	0.0	0	0.0
Embezzlement	0	0.0	0	0.0
Stolen Property Offenses	0	0.0	0	0.0
Destruction/Damage/Vandalism	1	0.1	0	0.0
Drug/Narcotic Violations (Total)	8	0.9	8	100.0
Drug/Narcotic Violations	7	0.7	7	100.0
Drug/Narcotic Equipment Violations	1	0.1	1	100.0

GROUP A OFFENSES	Offense	Rate per 1,000	Cleared	% Cleared
Sex Offenses (Nonforcible) (Total)	0	0.0	0	0.0
Incest	0	0.0	0	0.0
Statutory Rape	0	0.0	0	0.0
Pornography/Obscene Material	0	0.0	0	0.0
Gambling Offenses (Total)	0	0.0	0	0.0
Gambling - Betting/Wagering	0	0.0	0	0.0
Gambling - Operating/Promoting	0	0.0	0	0.0
Gambling - Equipment Violations	0	0.0	0	0.0
Gambling - Sports Tampering	0	0.0	0	0.0
Prostitution Offenses (Total)	0	0.0	0	0.0
Prostitution	0	0.0	0	0.0
Prostitution Assisting/Promoting	0	0.0	0	0.0
Purchasing Prostitution	0	0.0	0	0.0
Human Trafficking Offenses (Total)	0	0.0	0	0.0
Commercial Sex Acts	0	0.0	0	0.0
Involuntary Servitude	0	0.0	0	0.0
Bribery	0	0.0	0	0.0
Weapon Law Violations	1	0.1	1	100.0

GROUP B OFFENSES	Offenses	Rate per 1,000
Bad Checks	0	0.0
Curfew/Vagrancy	0	0.0
Disorderly Conduct	1	0.1
DUI	0	0.0
Drunkenness	0	0.0
Family-Non Violent	0	0.0
Liquor Law Violations	0	0.0
Peeping Tom	0	0.0
Trespass	0	0.0
All Other Offenses	4	0.4

2015 Fall Term Campus Population	
Undergraduate Enrollment	8,896
Graduate Enrollment	0
Staff Personnel	467
Faculty Personnel	592
Security Personnel	21
Total Campus Population	9,976



Christian Brothers University - Campus Police and Safety - 2015

GROUP A OFFENSES	Offense	Rate per 1,000	Cleared	% Cleared
Homicide Offenses (Total)	0	0.0	0	0.0
Murder	0	0.0	0	0.0
Negligent Manslaughter	0	0.0	0	0.0
Kidnapping/Abduction	0	0.0	0	0.0
Sex Offenses (Forcible) (Total)	4	2.1	3	75.0
Forcible Rape	0	0.0	0	0.0
Forcible Sodomy	0	0.0	0	0.0
Sexual Assault W/Object	0	0.0	0	0.0
Forcible Fondling	4	2.1	3	75.0
Robbery	0	0.0	0	0.0
Assault Offenses (Total)	8	4.3	5	62.5
Aggravated Assault	2	1.1	2	100.0
Simple Assault	3	1.6	2	66.7
Intimidation	2	1.1	1	50.0
Stalking	1	0.5	0	0.0
Arson	0	0.0	0	0.0
Extortion/Blackmail	0	0.0	0	0.0
Burglary	5	2.7	2	40.0
Larceny/Theft Offenses (Total)	18	9.6	4	22.2
Theft - Pocket-picking	0	0.0	0	0.0
Theft - Purse Snatching	0	0.0	0	0.0
Theft - Shoplifting	1	0.5	0	0.0
Theft From Building	11	5.9	2	18.2
Theft From Coin Machine	0	0.0	0	0.0
Theft From Motor Vehicle	2	1.1	0	0.0
Theft of Motor Vehicle Parts	1	0.5	1	100.0
Theft - All Other Larceny	3	1.6	1	33.3
Motor Vehicle Theft	0	0.0	0	0.0
Counterfeiting/Forgery	0	0.0	0	0.0
Fraud Offenses (Total)	1	0.5	0	0.0
Fraud - False Pretenses	0	0.0	0	0.0
Fraud - Credit Card/ATM	0	0.0	0	0.0
Fraud - Impersonation	1	0.5	0	0.0
Fraud - Welfare	0	0.0	0	0.0
Fraud - Wire	0	0.0	0	0.0
Embezzlement	0	0.0	0	0.0
Stolen Property Offenses	0	0.0	0	0.0
Destruction/Damage/Vandalism	13	7.0	3	23.1
Drug/Narcotic Violations (Total)	1	0.5	1	100.0
Drug/Narcotic Violations	1	0.5	1	100.0
Drug/Narcotic Equipment Violations	0	0.0	0	0.0

GROUP A OFFENSES	Offense	Rate per 1,000	Cleared	% Cleared
Sex Offenses (Nonforcible) (Total)	0	0.0	0	0.0
Incest	0	0.0	0	0.0
Statutory Rape	0	0.0	0	0.0
Pornography/Obscene Material	0	0.0	0	0.0
Gambling Offenses (Total)	0	0.0	0	0.0
Gambling - Betting/Wagering	0	0.0	0	0.0
Gambling - Operating/Promoting	0	0.0	0	0.0
Gambling - Equipment Violations	0	0.0	0	0.0
Gambling - Sports Tampering	0	0.0	0	0.0
Prostitution Offenses (Total)	0	0.0	0	0.0
Prostitution	0	0.0	0	0.0
Prostitution Assisting/Promoting	0	0.0	0	0.0
Purchasing Prostitution	0	0.0	0	0.0
Human Trafficking Offenses (Total)	0	0.0	0	0.0
Commercial Sex Acts	0	0.0	0	0.0
Involuntary Servitude	0	0.0	0	0.0
Bribery	0	0.0	0	0.0
Weapon Law Violations	0	0.0	0	0.0

GROUP B OFFENSES	Offenses	Rate per 1,000
Bad Checks	0	0.0
Curfew/Vagrancy	1	0.5
Disorderly Conduct	1	0.5
DUI	0	0.0
Drunkenness	7	3.7
Family-Non Violent	0	0.0
Liquor Law Violations	1	0.5
Peeping Tom	0	0.0
Trespass	0	0.0
All Other Offenses	0	0.0

2015 Fall Term Campus Population	
Undergraduate Enrollment	1,368
Graduate Enrollment	292
Staff Personnel	150
Faculty Personnel	185
Security Personnel	22
Total Campus Population	2,017



Cleveland State Community College - 2015

GROUP A OFFENSES	Offense	Rate per 1,000	Cleared	% Cleared
Homicide Offenses (Total)	0	0.0	0	0.0
Murder	0	0.0	0	0.0
Negligent Manslaughter	0	0.0	0	0.0
Kidnapping/Abduction	0	0.0	0	0.0
Sex Offenses (Forcible) (Total)	0	0.0	0	0.0
Forcible Rape	0	0.0	0	0.0
Forcible Sodomy	0	0.0	0	0.0
Sexual Assault W/Object	0	0.0	0	0.0
Forcible Fondling	0	0.0	0	0.0
Robbery	0	0.0	0	0.0
Assault Offenses (Total)	0	0.0	0	0.0
Aggravated Assault	0	0.0	0	0.0
Simple Assault	0	0.0	0	0.0
Intimidation	0	0.0	0	0.0
Stalking	0	0.0	0	0.0
Arson	0	0.0	0	0.0
Extortion/Blackmail	0	0.0	0	0.0
Burglary	1	0.3	0	0.0
Larceny/Theft Offenses (Total)	9	2.8	0	0.0
Theft - Pocket-picking	0	0.0	0	0.0
Theft - Purse Snatching	0	0.0	0	0.0
Theft - Shoplifting	0	0.0	0	0.0
Theft From Building	7	2.1	0	0.0
Theft From Coin Machine	0	0.0	0	0.0
Theft From Motor Vehicle	2	0.6	0	0.0
Theft of Motor Vehicle Parts	0	0.0	0	0.0
Theft - All Other Larceny	0	0.0	0	0.0
Motor Vehicle Theft	0	0.0	0	0.0
Counterfeiting/Forgery	0	0.0	0	0.0
Fraud Offenses (Total)	0	0.0	0	0.0
Fraud - False Pretenses	0	0.0	0	0.0
Fraud - Credit Card/ATM	0	0.0	0	0.0
Fraud - Impersonation	0	0.0	0	0.0
Fraud - Welfare	0	0.0	0	0.0
Fraud - Wire	0	0.0	0	0.0
Embezzlement	0	0.0	0	0.0
Stolen Property Offenses	0	0.0	0	0.0
Destruction/Damage/Vandalism	1	0.3	0	0.0
Drug/Narcotic Violations (Total)	0	0.0	0	0.0
Drug/Narcotic Violations	0	0.0	0	0.0
Drug/Narcotic Equipment Violations	0	0.0	0	0.0

GROUP A OFFENSES	Offense	Rate per 1,000	Cleared	% Cleared
Sex Offenses (Nonforcible) (Total)	0	0.0	0	0.0
Incest	0	0.0	0	0.0
Statutory Rape	0	0.0	0	0.0
Pornography/Obscene Material	0	0.0	0	0.0
Gambling Offenses (Total)	0	0.0	0	0.0
Gambling - Betting/Wagering	0	0.0	0	0.0
Gambling - Operating/Promoting	0	0.0	0	0.0
Gambling - Equipment Violations	0	0.0	0	0.0
Gambling - Sports Tampering	0	0.0	0	0.0
Prostitution Offenses (Total)	0	0.0	0	0.0
Prostitution	0	0.0	0	0.0
Prostitution Assisting/Promoting	0	0.0	0	0.0
Purchasing Prostitution	0	0.0	0	0.0
Human Trafficking Offenses (Total)	0	0.0	0	0.0
Commercial Sex Acts	0	0.0	0	0.0
Involuntary Servitude	0	0.0	0	0.0
Bribery	0	0.0	0	0.0
Weapon Law Violations	0	0.0	0	0.0

GROUP B OFFENSES	Offenses	Rate per 1,000
Bad Checks	0	0.0
Curfew/Vagrancy	0	0.0
Disorderly Conduct	0	0.0
DUI	0	0.0
Drunkenness	0	0.0
Family-Non Violent	0	0.0
Liquor Law Violations	0	0.0
Peeping Tom	0	0.0
Trespass	0	0.0
All Other Offenses	0	0.0

2015 Fall Term Campus Population	
Undergraduate Enrollment	2,370
Graduate Enrollment	0
Staff Personnel	130
Faculty Personnel	199
Security Personnel	11
Total Campus Population	2,710



Columbia State Community College - 2015

GROUP A OFFENSES	Offense	Rate per 1,000	Cleared	% Cleared
Homicide Offenses (Total)	0	0.0	0	0.0
Murder	0	0.0	0	0.0
Negligent Manslaughter	0	0.0	0	0.0
Kidnapping/Abduction	0	0.0	0	0.0
Sex Offenses (Forcible) (Total)	0	0.0	0	0.0
Forcible Rape	0	0.0	0	0.0
Forcible Sodomy	0	0.0	0	0.0
Sexual Assault W/Object	0	0.0	0	0.0
Forcible Fondling	0	0.0	0	0.0
Robbery	0	0.0	0	0.0
Assault Offenses (Total)	4	0.9	0	0.0
Aggravated Assault	0	0.0	0	0.0
Simple Assault	0	0.0	0	0.0
Intimidation	4	0.9	0	0.0
Stalking	0	0.0	0	0.0
Arson	0	0.0	0	0.0
Extortion/Blackmail	0	0.0	0	0.0
Burglary	1	0.2	0	0.0
Larceny/Theft Offenses (Total)	5	1.1	0	0.0
Theft - Pocket-picking	0	0.0	0	0.0
Theft - Purse Snatching	0	0.0	0	0.0
Theft - Shoplifting	0	0.0	0	0.0
Theft From Building	1	0.2	0	0.0
Theft From Coin Machine	0	0.0	0	0.0
Theft From Motor Vehicle	4	0.9	0	0.0
Theft of Motor Vehicle Parts	0	0.0	0	0.0
Theft - All Other Larceny	0	0.0	0	0.0
Motor Vehicle Theft	0	0.0	0	0.0
Counterfeiting/Forgery	0	0.0	0	0.0
Fraud Offenses (Total)	0	0.0	0	0.0
Fraud - False Pretenses	0	0.0	0	0.0
Fraud - Credit Card/ATM	0	0.0	0	0.0
Fraud - Impersonation	0	0.0	0	0.0
Fraud - Welfare	0	0.0	0	0.0
Fraud - Wire	0	0.0	0	0.0
Embezzlement	0	0.0	0	0.0
Stolen Property Offenses	0	0.0	0	0.0
Destruction/Damage/Vandalism	2	0.4	0	0.0
Drug/Narcotic Violations (Total)	0	0.0	0	0.0
Drug/Narcotic Violations	0	0.0	0	0.0
Drug/Narcotic Equipment Violations	0	0.0	0	0.0

GROUP A OFFENSES	Offense	Rate per 1,000	Cleared	% Cleared
Sex Offenses (Nonforcible) (Total)	0	0.0	0	0.0
Incest	0	0.0	0	0.0
Statutory Rape	0	0.0	0	0.0
Pornography/Obscene Material	0	0.0	0	0.0
Gambling Offenses (Total)	0	0.0	0	0.0
Gambling - Betting/Wagering	0	0.0	0	0.0
Gambling - Operating/Promoting	0	0.0	0	0.0
Gambling - Equipment Violations	0	0.0	0	0.0
Gambling - Sports Tampering	0	0.0	0	0.0
Prostitution Offenses (Total)	0	0.0	0	0.0
Prostitution	0	0.0	0	0.0
Prostitution Assisting/Promoting	0	0.0	0	0.0
Purchasing Prostitution	0	0.0	0	0.0
Human Trafficking Offenses (Total)	0	0.0	0	0.0
Commercial Sex Acts	0	0.0	0	0.0
Involuntary Servitude	0	0.0	0	0.0
Bribery	0	0.0	0	0.0
Weapon Law Violations	0	0.0	0	0.0

GROUP B OFFENSES	Offenses	Rate per 1,000
Bad Checks	0	0.0
Curfew/Vagrancy	0	0.0
Disorderly Conduct	0	0.0
DUI	0	0.0
Drunkenness	0	0.0
Family-Non Violent	0	0.0
Liquor Law Violations	0	0.0
Peeping Tom	0	0.0
Trespass	1	0.2
All Other Offenses	0	0.0

2015 Fall Term Campus Population	
Undergraduate Enrollment	3,502
Graduate Enrollment	0
Staff Personnel	252
Faculty Personnel	306
Security Personnel	9
Total Campus Population	4,069



Cumberland University - 2015

GROUP A OFFENSES	Offense	Rate per 1,000	Cleared	% Cleared
Homicide Offenses (Total)	0	0.0	0	0.0
Murder	0	0.0	0	0.0
Negligent Manslaughter	0	0.0	0	0.0
Kidnapping/Abduction	0	0.0	0	0.0
Sex Offenses (Forcible) (Total)	2	1.3	2	100.0
Forcible Rape	2	1.3	2	100.0
Forcible Sodomy	0	0.0	0	0.0
Sexual Assault W/Object	0	0.0	0	0.0
Forcible Fondling	0	0.0	0	0.0
Robbery	0	0.0	0	0.0
Assault Offenses (Total)	0	0.0	0	0.0
Aggravated Assault	0	0.0	0	0.0
Simple Assault	0	0.0	0	0.0
Intimidation	0	0.0	0	0.0
Stalking	0	0.0	0	0.0
Arson	0	0.0	0	0.0
Extortion/Blackmail	0	0.0	0	0.0
Burglary	8	5.2	0	0.0
Larceny/Theft Offenses (Total)	3	1.9	0	0.0
Theft - Pocket-picking	0	0.0	0	0.0
Theft - Purse Snatching	0	0.0	0	0.0
Theft - Shoplifting	0	0.0	0	0.0
Theft From Building	0	0.0	0	0.0
Theft From Coin Machine	0	0.0	0	0.0
Theft From Motor Vehicle	0	0.0	0	0.0
Theft of Motor Vehicle Parts	3	1.9	0	0.0
Theft - All Other Larceny	0	0.0	0	0.0
Motor Vehicle Theft	0	0.0	0	0.0
Counterfeiting/Forgery	0	0.0	0	0.0
Fraud Offenses (Total)	0	0.0	0	0.0
Fraud - False Pretenses	0	0.0	0	0.0
Fraud - Credit Card/ATM	0	0.0	0	0.0
Fraud - Impersonation	0	0.0	0	0.0
Fraud - Welfare	0	0.0	0	0.0
Fraud - Wire	0	0.0	0	0.0
Embezzlement	0	0.0	0	0.0
Stolen Property Offenses	0	0.0	0	0.0
Destruction/Damage/Vandalism	3	1.9	1	33.3
Drug/Narcotic Violations (Total)	0	0.0	0	0.0
Drug/Narcotic Violations	0	0.0	0	0.0
Drug/Narcotic Equipment Violations	0	0.0	0	0.0

GROUP A OFFENSES	Offense	Rate per 1,000	Cleared	% Cleared
Sex Offenses (Nonforcible) (Total)	0	0.0	0	0.0
Incest	0	0.0	0	0.0
Statutory Rape	0	0.0	0	0.0
Pornography/Obscene Material	0	0.0	0	0.0
Gambling Offenses (Total)	0	0.0	0	0.0
Gambling - Betting/Wagering	0	0.0	0	0.0
Gambling - Operating/Promoting	0	0.0	0	0.0
Gambling - Equipment Violations	0	0.0	0	0.0
Gambling - Sports Tampering	0	0.0	0	0.0
Prostitution Offenses (Total)	0	0.0	0	0.0
Prostitution	0	0.0	0	0.0
Prostitution Assisting/Promoting	0	0.0	0	0.0
Purchasing Prostitution	0	0.0	0	0.0
Human Trafficking Offenses (Total)	0	0.0	0	0.0
Commercial Sex Acts	0	0.0	0	0.0
Involuntary Servitude	0	0.0	0	0.0
Bribery	0	0.0	0	0.0
Weapon Law Violations	0	0.0	0	0.0

GROUP B OFFENSES	Offenses	Rate per 1,000
Bad Checks	0	0.0
Curfew/Vagrancy	0	0.0
Disorderly Conduct	0	0.0
DUI	0	0.0
Drunkenness	0	0.0
Family-Non Violent	0	0.0
Liquor Law Violations	0	0.0
Peeping Tom	0	0.0
Trespass	0	0.0
All Other Offenses	0	0.0

2015 Fall Term Campus Population	
Undergraduate Enrollment	1,306
Graduate Enrollment	244
Staff Personnel	101
Faculty Personnel	53
Security Personnel	8
Total Campus Population	1,712



Daymar College Clarksville - 2015

GROUP A OFFENSES	Offense	Rate per 1,000	Cleared	% Cleared
Homicide Offenses (Total)	0	0.0	0	0.0
Murder	0	0.0	0	0.0
Negligent Manslaughter	0	0.0	0	0.0
Kidnapping/Abduction	0	0.0	0	0.0
Sex Offenses (Forcible) (Total)	0	0.0	0	0.0
Forcible Rape	0	0.0	0	0.0
Forcible Sodomy	0	0.0	0	0.0
Sexual Assault W/Object	0	0.0	0	0.0
Forcible Fondling	0	0.0	0	0.0
Robbery	0	0.0	0	0.0
Assault Offenses (Total)	1	1.9	1	100.0
Aggravated Assault	1	1.9	1	100.0
Simple Assault	0	0.0	0	0.0
Intimidation	0	0.0	0	0.0
Stalking	0	0.0	0	0.0
Arson	0	0.0	0	0.0
Extortion/Blackmail	0	0.0	0	0.0
Burglary	0	0.0	0	0.0
Larceny/Theft Offenses (Total)	0	0.0	0	0.0
Theft - Pocket-picking	0	0.0	0	0.0
Theft - Purse Snatching	0	0.0	0	0.0
Theft - Shoplifting	0	0.0	0	0.0
Theft From Building	0	0.0	0	0.0
Theft From Coin Machine	0	0.0	0	0.0
Theft From Motor Vehicle	0	0.0	0	0.0
Theft of Motor Vehicle Parts	0	0.0	0	0.0
Theft - All Other Larceny	0	0.0	0	0.0
Motor Vehicle Theft	0	0.0	0	0.0
Counterfeiting/Forgery	0	0.0	0	0.0
Fraud Offenses (Total)	0	0.0	0	0.0
Fraud - False Pretenses	0	0.0	0	0.0
Fraud - Credit Card/ATM	0	0.0	0	0.0
Fraud - Impersonation	0	0.0	0	0.0
Fraud - Welfare	0	0.0	0	0.0
Fraud - Wire	0	0.0	0	0.0
Embezzlement	0	0.0	0	0.0
Stolen Property Offenses	0	0.0	0	0.0
Destruction/Damage/Vandalism	0	0.0	0	0.0
Drug/Narcotic Violations (Total)	0	0.0	0	0.0
Drug/Narcotic Violations	0	0.0	0	0.0
Drug/Narcotic Equipment Violations	0	0.0	0	0.0

GROUP A OFFENSES	Offense	Rate per 1,000	Cleared	% Cleared
Sex Offenses (Nonforcible) (Total)	0	0.0	0	0.0
Incest	0	0.0	0	0.0
Statutory Rape	0	0.0	0	0.0
Pornography/Obscene Material	0	0.0	0	0.0
Gambling Offenses (Total)	0	0.0	0	0.0
Gambling - Betting/Wagering	0	0.0	0	0.0
Gambling - Operating/Promoting	0	0.0	0	0.0
Gambling - Equipment Violations	0	0.0	0	0.0
Gambling - Sports Tampering	0	0.0	0	0.0
Prostitution Offenses (Total)	0	0.0	0	0.0
Prostitution	0	0.0	0	0.0
Prostitution Assisting/Promoting	0	0.0	0	0.0
Purchasing Prostitution	0	0.0	0	0.0
Human Trafficking Offenses (Total)	0	0.0	0	0.0
Commercial Sex Acts	0	0.0	0	0.0
Involuntary Servitude	0	0.0	0	0.0
Bribery	0	0.0	0	0.0
Weapon Law Violations	0	0.0	0	0.0

GROUP B OFFENSES	Offenses	Rate per 1,000
Bad Checks	0	0.0
Curfew/Vagrancy	0	0.0
Disorderly Conduct	0	0.0
DUI	0	0.0
Drunkenness	0	0.0
Family-Non Violent	0	0.0
Liquor Law Violations	0	0.0
Peeping Tom	0	0.0
Trespass	0	0.0
All Other Offenses	0	0.0

2015 Fall Term Campus Population	
Undergraduate Enrollment	542
Graduate Enrollment	0
Staff Personnel	26
Faculty Personnel	32
Security Personnel	0
Total Campus Population	600



Daymar College Murfreesboro - 2015

GROUP A OFFENSES	Offense	Rate per 1,000	Cleared	% Cleared
Homicide Offenses (Total)	0	0.0	0	0.0
Murder	0	0.0	0	0.0
Negligent Manslaughter	0	0.0	0	0.0
Kidnapping/Abduction	0	0.0	0	0.0
Sex Offenses (Forcible) (Total)	0	0.0	0	0.0
Forcible Rape	0	0.0	0	0.0
Forcible Sodomy	0	0.0	0	0.0
Sexual Assault W/Object	0	0.0	0	0.0
Forcible Fondling	0	0.0	0	0.0
Robbery	0	0.0	0	0.0
Assault Offenses (Total)	0	0.0	0	0.0
Aggravated Assault	0	0.0	0	0.0
Simple Assault	0	0.0	0	0.0
Intimidation	0	0.0	0	0.0
Stalking	0	0.0	0	0.0
Arson	0	0.0	0	0.0
Extortion/Blackmail	0	0.0	0	0.0
Burglary	1	6.0	0	0.0
Larceny/Theft Offenses (Total)	0	0.0	0	0.0
Theft - Pocket-picking	0	0.0	0	0.0
Theft - Purse Snatching	0	0.0	0	0.0
Theft - Shoplifting	0	0.0	0	0.0
Theft From Building	0	0.0	0	0.0
Theft From Coin Machine	0	0.0	0	0.0
Theft From Motor Vehicle	0	0.0	0	0.0
Theft of Motor Vehicle Parts	0	0.0	0	0.0
Theft - All Other Larceny	0	0.0	0	0.0
Motor Vehicle Theft	0	0.0	0	0.0
Counterfeiting/Forgery	0	0.0	0	0.0
Fraud Offenses (Total)	0	0.0	0	0.0
Fraud - False Pretenses	0	0.0	0	0.0
Fraud - Credit Card/ATM	0	0.0	0	0.0
Fraud - Impersonation	0	0.0	0	0.0
Fraud - Welfare	0	0.0	0	0.0
Fraud - Wire	0	0.0	0	0.0
Embezzlement	0	0.0	0	0.0
Stolen Property Offenses	0	0.0	0	0.0
Destruction/Damage/Vandalism	1	6.0	0	0.0
Drug/Narcotic Violations (Total)	0	0.0	0	0.0
Drug/Narcotic Violations	0	0.0	0	0.0
Drug/Narcotic Equipment Violations	0	0.0	0	0.0

GROUP A OFFENSES	Offense	Rate per 1,000	Cleared	% Cleared
Sex Offenses (Nonforcible) (Total)	0	0.0	0	0.0
Incest	0	0.0	0	0.0
Statutory Rape	0	0.0	0	0.0
Pornography/Obscene Material	0	0.0	0	0.0
Gambling Offenses (Total)	0	0.0	0	0.0
Gambling - Betting/Wagering	0	0.0	0	0.0
Gambling - Operating/Promoting	0	0.0	0	0.0
Gambling - Equipment Violations	0	0.0	0	0.0
Gambling - Sports Tampering	0	0.0	0	0.0
Prostitution Offenses (Total)	0	0.0	0	0.0
Prostitution	0	0.0	0	0.0
Prostitution Assisting/Promoting	0	0.0	0	0.0
Purchasing Prostitution	0	0.0	0	0.0
Human Trafficking Offenses (Total)	0	0.0	0	0.0
Commercial Sex Acts	0	0.0	0	0.0
Involuntary Servitude	0	0.0	0	0.0
Bribery	0	0.0	0	0.0
Weapon Law Violations	0	0.0	0	0.0

GROUP B OFFENSES	Offenses	Rate per 1,000
Bad Checks	0	0.0
Curfew/Vagrancy	0	0.0
Disorderly Conduct	0	0.0
DUI	0	0.0
Drunkenness	0	0.0
Family-Non Violent	0	0.0
Liquor Law Violations	0	0.0
Peeping Tom	0	0.0
Trespass	0	0.0
All Other Offenses	0	0.0

2015 Fall Term Campus Population	
Undergraduate Enrollment	137
Graduate Enrollment	0
Staff Personnel	12
Faculty Personnel	13
Security Personnel	0
Total Campus Population	162



Daymar College Nashville - 2015

GROUP A OFFENSES	Offense	Rate per 1,000	Cleared	% Cleared
Homicide Offenses (Total)	0	0.0	0	0.0
Murder	0	0.0	0	0.0
Negligent Manslaughter	0	0.0	0	0.0
Kidnapping/Abduction	0	0.0	0	0.0
Sex Offenses (Forcible) (Total)	0	0.0	0	0.0
Forcible Rape	0	0.0	0	0.0
Forcible Sodomy	0	0.0	0	0.0
Sexual Assault W/Object	0	0.0	0	0.0
Forcible Fondling	0	0.0	0	0.0
Robbery	0	0.0	0	0.0
Assault Offenses (Total)	0	0.0	0	0.0
Aggravated Assault	0	0.0	0	0.0
Simple Assault	0	0.0	0	0.0
Intimidation	0	0.0	0	0.0
Stalking	0	0.0	0	0.0
Arson	0	0.0	0	0.0
Extortion/Blackmail	0	0.0	0	0.0
Burglary	0	0.0	0	0.0
Larceny/Theft Offenses (Total)	0	0.0	0	0.0
Theft - Pocket-picking	0	0.0	0	0.0
Theft - Purse Snatching	0	0.0	0	0.0
Theft - Shoplifting	0	0.0	0	0.0
Theft From Building	0	0.0	0	0.0
Theft From Coin Machine	0	0.0	0	0.0
Theft From Motor Vehicle	0	0.0	0	0.0
Theft of Motor Vehicle Parts	0	0.0	0	0.0
Theft - All Other Larceny	0	0.0	0	0.0
Motor Vehicle Theft	0	0.0	0	0.0
Counterfeiting/Forgery	0	0.0	0	0.0
Fraud Offenses (Total)	0	0.0	0	0.0
Fraud - False Pretenses	0	0.0	0	0.0
Fraud - Credit Card/ATM	0	0.0	0	0.0
Fraud - Impersonation	0	0.0	0	0.0
Fraud - Welfare	0	0.0	0	0.0
Fraud - Wire	0	0.0	0	0.0
Embezzlement	0	0.0	0	0.0
Stolen Property Offenses	0	0.0	0	0.0
Destruction/Damage/Vandalism	0	0.0	0	0.0
Drug/Narcotic Violations (Total)	0	0.0	0	0.0
Drug/Narcotic Violations	0	0.0	0	0.0
Drug/Narcotic Equipment Violations	0	0.0	0	0.0

GROUP A OFFENSES	Offense	Rate per 1,000	Cleared	% Cleared
Sex Offenses (Nonforcible) (Total)	0	0.0	0	0.0
Incest	0	0.0	0	0.0
Statutory Rape	0	0.0	0	0.0
Pornography/Obscene Material	0	0.0	0	0.0
Gambling Offenses (Total)	0	0.0	0	0.0
Gambling - Betting/Wagering	0	0.0	0	0.0
Gambling - Operating/Promoting	0	0.0	0	0.0
Gambling - Equipment Violations	0	0.0	0	0.0
Gambling - Sports Tampering	0	0.0	0	0.0
Prostitution Offenses (Total)	0	0.0	0	0.0
Prostitution	0	0.0	0	0.0
Prostitution Assisting/Promoting	0	0.0	0	0.0
Purchasing Prostitution	0	0.0	0	0.0
Human Trafficking Offenses (Total)	0	0.0	0	0.0
Commercial Sex Acts	0	0.0	0	0.0
Involuntary Servitude	0	0.0	0	0.0
Bribery	0	0.0	0	0.0
Weapon Law Violations	0	0.0	0	0.0

GROUP B OFFENSES	Offenses	Rate per 1,000
Bad Checks	0	0.0
Curfew/Vagrancy	0	0.0
Disorderly Conduct	0	0.0
DUI	0	0.0
Drunkenness	0	0.0
Family-Non Violent	0	0.0
Liquor Law Violations	0	0.0
Peeping Tom	0	0.0
Trespass	0	0.0
All Other Offenses	0	0.0

2015 Fall Term Campus Population	
Undergraduate Enrollment	135
Graduate Enrollment	0
Staff Personnel	28
Faculty Personnel	21
Security Personnel	1
Total Campus Population	185



Dyersburg State Community College - 2015

GROUP A OFFENSES	Offense	Rate per 1,000	Cleared	% Cleared
Homicide Offenses (Total)	0	0.0	0	0.0
Murder	0	0.0	0	0.0
Negligent Manslaughter	0	0.0	0	0.0
Kidnapping/Abduction	0	0.0	0	0.0
Sex Offenses (Forcible) (Total)	0	0.0	0	0.0
Forcible Rape	0	0.0	0	0.0
Forcible Sodomy	0	0.0	0	0.0
Sexual Assault W/Object	0	0.0	0	0.0
Forcible Fondling	0	0.0	0	0.0
Robbery	0	0.0	0	0.0
Assault Offenses (Total)	1	0.4	0	0.0
Aggravated Assault	0	0.0	0	0.0
Simple Assault	1	0.4	0	0.0
Intimidation	0	0.0	0	0.0
Stalking	0	0.0	0	0.0
Arson	0	0.0	0	0.0
Extortion/Blackmail	0	0.0	0	0.0
Burglary	0	0.0	0	0.0
Larceny/Theft Offenses (Total)	3	1.1	1	33.3
Theft - Pocket-picking	0	0.0	0	0.0
Theft - Purse Snatching	0	0.0	0	0.0
Theft - Shoplifting	0	0.0	0	0.0
Theft From Building	2	0.7	1	50.0
Theft From Coin Machine	0	0.0	0	0.0
Theft From Motor Vehicle	0	0.0	0	0.0
Theft of Motor Vehicle Parts	0	0.0	0	0.0
Theft - All Other Larceny	1	0.4	0	0.0
Motor Vehicle Theft	0	0.0	0	0.0
Counterfeiting/Forgery	0	0.0	0	0.0
Fraud Offenses (Total)	1	0.4	1	100.0
Fraud - False Pretenses	1	0.4	1	100.0
Fraud - Credit Card/ATM	0	0.0	0	0.0
Fraud - Impersonation	0	0.0	0	0.0
Fraud - Welfare	0	0.0	0	0.0
Fraud - Wire	0	0.0	0	0.0
Embezzlement	0	0.0	0	0.0
Stolen Property Offenses	0	0.0	0	0.0
Destruction/Damage/Vandalism	1	0.4	1	100.0
Drug/Narcotic Violations (Total)	0	0.0	0	0.0
Drug/Narcotic Violations	0	0.0	0	0.0
Drug/Narcotic Equipment Violations	0	0.0	0	0.0

GROUP A OFFENSES	Offense	Rate per 1,000	Cleared	% Cleared
Sex Offenses (Nonforcible) (Total)	0	0.0	0	0.0
Incest	0	0.0	0	0.0
Statutory Rape	0	0.0	0	0.0
Pornography/Obscene Material	0	0.0	0	0.0
Gambling Offenses (Total)	0	0.0	0	0.0
Gambling - Betting/Wagering	0	0.0	0	0.0
Gambling - Operating/Promoting	0	0.0	0	0.0
Gambling - Equipment Violations	0	0.0	0	0.0
Gambling - Sports Tampering	0	0.0	0	0.0
Prostitution Offenses (Total)	0	0.0	0	0.0
Prostitution	0	0.0	0	0.0
Prostitution Assisting/Promoting	0	0.0	0	0.0
Purchasing Prostitution	0	0.0	0	0.0
Human Trafficking Offenses (Total)	0	0.0	0	0.0
Commercial Sex Acts	0	0.0	0	0.0
Involuntary Servitude	0	0.0	0	0.0
Bribery	0	0.0	0	0.0
Weapon Law Violations	0	0.0	0	0.0

GROUP B OFFENSES	Offenses	Rate per 1,000
Bad Checks	0	0.0
Curfew/Vagrancy	0	0.0
Disorderly Conduct	0	0.0
DUI	0	0.0
Drunkenness	0	0.0
Family-Non Violent	0	0.0
Liquor Law Violations	0	0.0
Peeping Tom	0	0.0
Trespass	0	0.0
All Other Offenses	0	0.0

2015 Fall Term Campus Population	
Undergraduate Enrollment	2,461
Graduate Enrollment	0
Staff Personnel	159
Faculty Personnel	174
Security Personnel	6
Total Campus Population	2,800



East Tennessee State University - 2015

GROUP A OFFENSES	Offense	Rate per 1,000	Cleared	% Cleared
Homicide Offenses (Total)	0	0.0	0	0.0
Murder	0	0.0	0	0.0
Negligent Manslaughter	0	0.0	0	0.0
Kidnapping/Abduction	0	0.0	0	0.0
Sex Offenses (Forcible) (Total)	5	0.3	3	60.0
Forcible Rape	4	0.3	3	75.0
Forcible Sodomy	0	0.0	0	0.0
Sexual Assault W/Object	0	0.0	0	0.0
Forcible Fondling	1	0.1	0	0.0
Robbery	1	0.1	0	0.0
Assault Offenses (Total)	22	1.4	10	45.5
Aggravated Assault	2	0.1	2	100.0
Simple Assault	12	0.8	4	33.3
Intimidation	7	0.4	3	42.9
Stalking	1	0.1	1	100.0
Arson	2	0.1	2	100.0
Extortion/Blackmail	0	0.0	0	0.0
Burglary	7	0.4	1	14.3
Larceny/Theft Offenses (Total)	65	4.1	0	0.0
Theft - Pocket-picking	1	0.1	0	0.0
Theft - Purse Snatching	0	0.0	0	0.0
Theft - Shoplifting	0	0.0	0	0.0
Theft From Building	46	2.9	0	0.0
Theft From Coin Machine	1	0.1	0	0.0
Theft From Motor Vehicle	7	0.4	0	0.0
Theft of Motor Vehicle Parts	1	0.1	0	0.0
Theft - All Other Larceny	9	0.6	0	0.0
Motor Vehicle Theft	0	0.0	0	0.0
Counterfeiting/Forgery	0	0.0	0	0.0
Fraud Offenses (Total)	0	0.0	0	0.0
Fraud - False Pretenses	0	0.0	0	0.0
Fraud - Credit Card/ATM	0	0.0	0	0.0
Fraud - Impersonation	0	0.0	0	0.0
Fraud - Welfare	0	0.0	0	0.0
Fraud - Wire	0	0.0	0	0.0
Embezzlement	0	0.0	0	0.0
Stolen Property Offenses	0	0.0	0	0.0
Destruction/Damage/Vandalism	42	2.7	4	9.5
Drug/Narcotic Violations (Total)	43	2.7	36	83.7
Drug/Narcotic Violations	21	1.3	18	85.7
Drug/Narcotic Equipment Violations	22	1.4	18	81.8

GROUP A OFFENSES	Offense	Rate per 1,000	Cleared	% Cleared
Sex Offenses (Nonforcible) (Total)	0	0.0	0	0.0
Incest	0	0.0	0	0.0
Statutory Rape	0	0.0	0	0.0
Pornography/Obscene Material	0	0.0	0	0.0
Gambling Offenses (Total)	0	0.0	0	0.0
Gambling - Betting/Wagering	0	0.0	0	0.0
Gambling - Operating/Promoting	0	0.0	0	0.0
Gambling - Equipment Violations	0	0.0	0	0.0
Gambling - Sports Tampering	0	0.0	0	0.0
Prostitution Offenses (Total)	0	0.0	0	0.0
Prostitution	0	0.0	0	0.0
Prostitution Assisting/Promoting	0	0.0	0	0.0
Purchasing Prostitution	0	0.0	0	0.0
Human Trafficking Offenses (Total)	0	0.0	0	0.0
Commercial Sex Acts	0	0.0	0	0.0
Involuntary Servitude	0	0.0	0	0.0
Bribery	0	0.0	0	0.0
Weapon Law Violations	4	0.3	3	75.0

GROUP B OFFENSES	Offenses	Rate per 1,000
Bad Checks	0	0.0
Curfew/Vagrancy	0	0.0
Disorderly Conduct	1	0.1
DUI	3	0.2
Drunkenness	1	0.1
Family-Non Violent	0	0.0
Liquor Law Violations	46	2.9
Peeping Tom	0	0.0
Trespass	4	0.3
All Other Offenses	2	0.1

2015 Fall Term Campus Population	
Undergraduate Enrollment	10,746
Graduate Enrollment	2,579
Staff Personnel	1,433
Faculty Personnel	908
Security Personnel	34
Total Campus Population	15,700



Fisk University - 2015

GROUP A OFFENSES	Offense	Rate per 1,000	Cleared	% Cleared
Homicide Offenses (Total)	0	0.0	0	0.0
Murder	0	0.0	0	0.0
Negligent Manslaughter	0	0.0	0	0.0
Kidnapping/Abduction	0	0.0	0	0.0
Sex Offenses (Forcible) (Total)	1	1.0	1	100.0
Forcible Rape	0	0.0	0	0.0
Forcible Sodomy	1	1.0	1	100.0
Sexual Assault W/Object	0	0.0	0	0.0
Forcible Fondling	0	0.0	0	0.0
Robbery	1	1.0	0	0.0
Assault Offenses (Total)	7	7.1	7	100.0
Aggravated Assault	1	1.0	1	100.0
Simple Assault	6	6.1	6	100.0
Intimidation	0	0.0	0	0.0
Stalking	0	0.0	0	0.0
Arson	0	0.0	0	0.0
Extortion/Blackmail	0	0.0	0	0.0
Burglary	1	1.0	0	0.0
Larceny/Theft Offenses (Total)	15	15.2	1	6.7
Theft - Pocket-picking	0	0.0	0	0.0
Theft - Purse Snatching	0	0.0	0	0.0
Theft - Shoplifting	0	0.0	0	0.0
Theft From Building	12	12.2	1	8.3
Theft From Coin Machine	0	0.0	0	0.0
Theft From Motor Vehicle	2	2.0	0	0.0
Theft of Motor Vehicle Parts	0	0.0	0	0.0
Theft - All Other Larceny	1	1.0	0	0.0
Motor Vehicle Theft	0	0.0	0	0.0
Counterfeiting/Forgery	0	0.0	0	0.0
Fraud Offenses (Total)	0	0.0	0	0.0
Fraud - False Pretenses	0	0.0	0	0.0
Fraud - Credit Card/ATM	0	0.0	0	0.0
Fraud - Impersonation	0	0.0	0	0.0
Fraud - Welfare	0	0.0	0	0.0
Fraud - Wire	0	0.0	0	0.0
Embezzlement	0	0.0	0	0.0
Stolen Property Offenses	0	0.0	0	0.0
Destruction/Damage/Vandalism	3	3.0	1	33.3
Drug/Narcotic Violations (Total)	0	0.0	0	0.0
Drug/Narcotic Violations	0	0.0	0	0.0
Drug/Narcotic Equipment Violations	0	0.0	0	0.0

GROUP A OFFENSES	Offense	Rate per 1,000	Cleared	% Cleared
Sex Offenses (Nonforcible) (Total)	0	0.0	0	0.0
Incest	0	0.0	0	0.0
Statutory Rape	0	0.0	0	0.0
Pornography/Obscene Material	0	0.0	0	0.0
Gambling Offenses (Total)	0	0.0	0	0.0
Gambling - Betting/Wagering	0	0.0	0	0.0
Gambling - Operating/Promoting	0	0.0	0	0.0
Gambling - Equipment Violations	0	0.0	0	0.0
Gambling - Sports Tampering	0	0.0	0	0.0
Prostitution Offenses (Total)	0	0.0	0	0.0
Prostitution	0	0.0	0	0.0
Prostitution Assisting/Promoting	0	0.0	0	0.0
Purchasing Prostitution	0	0.0	0	0.0
Human Trafficking Offenses (Total)	0	0.0	0	0.0
Commercial Sex Acts	0	0.0	0	0.0
Involuntary Servitude	0	0.0	0	0.0
Bribery	0	0.0	0	0.0
Weapon Law Violations	1	1.0	1	100.0

GROUP B OFFENSES	Offenses	Rate per 1,000
Bad Checks	0	0.0
Curfew/Vagrancy	0	0.0
Disorderly Conduct	0	0.0
DUI	0	0.0
Drunkenness	0	0.0
Family-Non Violent	0	0.0
Liquor Law Violations	3	3.0
Peeping Tom	0	0.0
Trespass	1	1.0
All Other Offenses	0	0.0

2015 Fall Term Campus Population	
Undergraduate Enrollment	786
Graduate Enrollment	34
Staff Personnel	124
Faculty Personnel	98
Security Personnel	12
Total Campus Population	1,054



Freed-Hardeman University - 2015

GROUP A OFFENSES	Offense	Rate per 1,000	Cleared	% Cleared
Homicide Offenses (Total)	0	0.0	0	0.0
Murder	0	0.0	0	0.0
Negligent Manslaughter	0	0.0	0	0.0
Kidnapping/Abduction	0	0.0	0	0.0
Sex Offenses (Forcible) (Total)	0	0.0	0	0.0
Forcible Rape	0	0.0	0	0.0
Forcible Sodomy	0	0.0	0	0.0
Sexual Assault W/Object	0	0.0	0	0.0
Forcible Fondling	0	0.0	0	0.0
Robbery	0	0.0	0	0.0
Assault Offenses (Total)	0	0.0	0	0.0
Aggravated Assault	0	0.0	0	0.0
Simple Assault	0	0.0	0	0.0
Intimidation	0	0.0	0	0.0
Stalking	0	0.0	0	0.0
Arson	0	0.0	0	0.0
Extortion/Blackmail	0	0.0	0	0.0
Burglary	1	0.5	1	100.0
Larceny/Theft Offenses (Total)	14	6.3	1	7.1
Theft - Pocket-picking	0	0.0	0	0.0
Theft - Purse Snatching	0	0.0	0	0.0
Theft - Shoplifting	0	0.0	0	0.0
Theft From Building	4	1.8	0	0.0
Theft From Coin Machine	0	0.0	0	0.0
Theft From Motor Vehicle	5	2.3	0	0.0
Theft of Motor Vehicle Parts	1	0.5	0	0.0
Theft - All Other Larceny	4	1.8	1	25.0
Motor Vehicle Theft	0	0.0	0	0.0
Counterfeiting/Forgery	0	0.0	0	0.0
Fraud Offenses (Total)	0	0.0	0	0.0
Fraud - False Pretenses	0	0.0	0	0.0
Fraud - Credit Card/ATM	0	0.0	0	0.0
Fraud - Impersonation	0	0.0	0	0.0
Fraud - Welfare	0	0.0	0	0.0
Fraud - Wire	0	0.0	0	0.0
Embezzlement	0	0.0	0	0.0
Stolen Property Offenses	0	0.0	0	0.0
Destruction/Damage/Vandalism	1	0.5	0	0.0
Drug/Narcotic Violations (Total)	0	0.0	0	0.0
Drug/Narcotic Violations	0	0.0	0	0.0
Drug/Narcotic Equipment Violations	0	0.0	0	0.0

GROUP A OFFENSES	Offense	Rate per 1,000	Cleared	% Cleared
Sex Offenses (Nonforcible) (Total)	0	0.0	0	0.0
Incest	0	0.0	0	0.0
Statutory Rape	0	0.0	0	0.0
Pornography/Obscene Material	0	0.0	0	0.0
Gambling Offenses (Total)	0	0.0	0	0.0
Gambling - Betting/Wagering	0	0.0	0	0.0
Gambling - Operating/Promoting	0	0.0	0	0.0
Gambling - Equipment Violations	0	0.0	0	0.0
Gambling - Sports Tampering	0	0.0	0	0.0
Prostitution Offenses (Total)	0	0.0	0	0.0
Prostitution	0	0.0	0	0.0
Prostitution Assisting/Promoting	0	0.0	0	0.0
Purchasing Prostitution	0	0.0	0	0.0
Human Trafficking Offenses (Total)	0	0.0	0	0.0
Commercial Sex Acts	0	0.0	0	0.0
Involuntary Servitude	0	0.0	0	0.0
Bribery	0	0.0	0	0.0
Weapon Law Violations	0	0.0	0	0.0

GROUP B OFFENSES	Offenses	Rate per 1,000
Bad Checks	0	0.0
Curfew/Vagrancy	0	0.0
Disorderly Conduct	0	0.0
DUI	0	0.0
Drunkenness	0	0.0
Family-Non Violent	0	0.0
Liquor Law Violations	0	0.0
Peeping Tom	0	0.0
Trespass	0	0.0
All Other Offenses	0	0.0

2015 Fall Term Campus Population	
Undergraduate Enrollment	1,362
Graduate Enrollment	466
Staff Personnel	235
Faculty Personnel	156
Security Personnel	36
Total Campus Population	2,255



Harding School of Theology - 2015

GROUP A OFFENSES	Offense	Rate per 1,000	Cleared	% Cleared
Homicide Offenses (Total)	0	0.0	0	0.0
Murder	0	0.0	0	0.0
Negligent Manslaughter	0	0.0	0	0.0
Kidnapping/Abduction	0	0.0	0	0.0
Sex Offenses (Forcible) (Total)	0	0.0	0	0.0
Forcible Rape	0	0.0	0	0.0
Forcible Sodomy	0	0.0	0	0.0
Sexual Assault W/Object	0	0.0	0	0.0
Forcible Fondling	0	0.0	0	0.0
Robbery	0	0.0	0	0.0
Assault Offenses (Total)	0	0.0	0	0.0
Aggravated Assault	0	0.0	0	0.0
Simple Assault	0	0.0	0	0.0
Intimidation	0	0.0	0	0.0
Stalking	0	0.0	0	0.0
Arson	0	0.0	0	0.0
Extortion/Blackmail	0	0.0	0	0.0
Burglary	0	0.0	0	0.0
Larceny/Theft Offenses (Total)	0	0.0	0	0.0
Theft - Pocket-picking	0	0.0	0	0.0
Theft - Purse Snatching	0	0.0	0	0.0
Theft - Shoplifting	0	0.0	0	0.0
Theft From Building	0	0.0	0	0.0
Theft From Coin Machine	0	0.0	0	0.0
Theft From Motor Vehicle	0	0.0	0	0.0
Theft of Motor Vehicle Parts	0	0.0	0	0.0
Theft - All Other Larceny	0	0.0	0	0.0
Motor Vehicle Theft	0	0.0	0	0.0
Counterfeiting/Forgery	0	0.0	0	0.0
Fraud Offenses (Total)	0	0.0	0	0.0
Fraud - False Pretenses	0	0.0	0	0.0
Fraud - Credit Card/ATM	0	0.0	0	0.0
Fraud - Impersonation	0	0.0	0	0.0
Fraud - Welfare	0	0.0	0	0.0
Fraud - Wire	0	0.0	0	0.0
Embezzlement	0	0.0	0	0.0
Stolen Property Offenses	0	0.0	0	0.0
Destruction/Damage/Vandalism	0	0.0	0	0.0
Drug/Narcotic Violations (Total)	0	0.0	0	0.0
Drug/Narcotic Violations	0	0.0	0	0.0
Drug/Narcotic Equipment Violations	0	0.0	0	0.0

GROUP A OFFENSES	Offense	Rate per 1,000	Cleared	% Cleared
Sex Offenses (Nonforcible) (Total)	0	0.0	0	0.0
Incest	0	0.0	0	0.0
Statutory Rape	0	0.0	0	0.0
Pornography/Obscene Material	0	0.0	0	0.0
Gambling Offenses (Total)	0	0.0	0	0.0
Gambling - Betting/Wagering	0	0.0	0	0.0
Gambling - Operating/Promoting	0	0.0	0	0.0
Gambling - Equipment Violations	0	0.0	0	0.0
Gambling - Sports Tampering	0	0.0	0	0.0
Prostitution Offenses (Total)	0	0.0	0	0.0
Prostitution	0	0.0	0	0.0
Prostitution Assisting/Promoting	0	0.0	0	0.0
Purchasing Prostitution	0	0.0	0	0.0
Human Trafficking Offenses (Total)	0	0.0	0	0.0
Commercial Sex Acts	0	0.0	0	0.0
Involuntary Servitude	0	0.0	0	0.0
Bribery	0	0.0	0	0.0
Weapon Law Violations	0	0.0	0	0.0

GROUP B OFFENSES	Offenses	Rate per 1,000
Bad Checks	0	0.0
Curfew/Vagrancy	0	0.0
Disorderly Conduct	0	0.0
DUI	0	0.0
Drunkenness	0	0.0
Family-Non Violent	0	0.0
Liquor Law Violations	0	0.0
Peeping Tom	0	0.0
Trespass	0	0.0
All Other Offenses	0	0.0

2015 Fall Term Campus Population	
Undergraduate Enrollment	0
Graduate Enrollment	94
Staff Personnel	12
Faculty Personnel	14
Security Personnel	3
Total Campus Population	123



Hiwassee College - 2015

GROUP A OFFENSES	Offense	Rate per 1,000	Cleared	% Cleared
Homicide Offenses (Total)	0	0.0	0	0.0
Murder	0	0.0	0	0.0
Negligent Manslaughter	0	0.0	0	0.0
Kidnapping/Abduction	0	0.0	0	0.0
Sex Offenses (Forcible) (Total)	0	0.0	0	0.0
Forcible Rape	0	0.0	0	0.0
Forcible Sodomy	0	0.0	0	0.0
Sexual Assault W/Object	0	0.0	0	0.0
Forcible Fondling	0	0.0	0	0.0
Robbery	0	0.0	0	0.0
Assault Offenses (Total)	0	0.0	0	0.0
Aggravated Assault	0	0.0	0	0.0
Simple Assault	0	0.0	0	0.0
Intimidation	0	0.0	0	0.0
Stalking	0	0.0	0	0.0
Arson	0	0.0	0	0.0
Extortion/Blackmail	0	0.0	0	0.0
Burglary	0	0.0	0	0.0
Larceny/Theft Offenses (Total)	0	0.0	0	0.0
Theft - Pocket-picking	0	0.0	0	0.0
Theft - Purse Snatching	0	0.0	0	0.0
Theft - Shoplifting	0	0.0	0	0.0
Theft From Building	0	0.0	0	0.0
Theft From Coin Machine	0	0.0	0	0.0
Theft From Motor Vehicle	0	0.0	0	0.0
Theft of Motor Vehicle Parts	0	0.0	0	0.0
Theft - All Other Larceny	0	0.0	0	0.0
Motor Vehicle Theft	0	0.0	0	0.0
Counterfeiting/Forgery	0	0.0	0	0.0
Fraud Offenses (Total)	0	0.0	0	0.0
Fraud - False Pretenses	0	0.0	0	0.0
Fraud - Credit Card/ATM	0	0.0	0	0.0
Fraud - Impersonation	0	0.0	0	0.0
Fraud - Welfare	0	0.0	0	0.0
Fraud - Wire	0	0.0	0	0.0
Embezzlement	0	0.0	0	0.0
Stolen Property Offenses	0	0.0	0	0.0
Destruction/Damage/Vandalism	0	0.0	0	0.0
Drug/Narcotic Violations (Total)	0	0.0	0	0.0
Drug/Narcotic Violations	0	0.0	0	0.0
Drug/Narcotic Equipment Violations	0	0.0	0	0.0

GROUP A OFFENSES	Offense	Rate per 1,000	Cleared	% Cleared
Sex Offenses (Nonforcible) (Total)	0	0.0	0	0.0
Incest	0	0.0	0	0.0
Statutory Rape	0	0.0	0	0.0
Pornography/Obscene Material	0	0.0	0	0.0
Gambling Offenses (Total)	0	0.0	0	0.0
Gambling - Betting/Wagering	0	0.0	0	0.0
Gambling - Operating/Promoting	0	0.0	0	0.0
Gambling - Equipment Violations	0	0.0	0	0.0
Gambling - Sports Tampering	0	0.0	0	0.0
Prostitution Offenses (Total)	0	0.0	0	0.0
Prostitution	0	0.0	0	0.0
Prostitution Assisting/Promoting	0	0.0	0	0.0
Purchasing Prostitution	0	0.0	0	0.0
Human Trafficking Offenses (Total)	0	0.0	0	0.0
Commercial Sex Acts	0	0.0	0	0.0
Involuntary Servitude	0	0.0	0	0.0
Bribery	0	0.0	0	0.0
Weapon Law Violations	0	0.0	0	0.0

GROUP B OFFENSES	Offenses	Rate per 1,000
Bad Checks	0	0.0
Curfew/Vagrancy	0	0.0
Disorderly Conduct	0	0.0
DUI	0	0.0
Drunkenness	0	0.0
Family-Non Violent	0	0.0
Liquor Law Violations	0	0.0
Peeping Tom	0	0.0
Trespass	0	0.0
All Other Offenses	0	0.0

2015 Fall Term Campus Population	
Undergraduate Enrollment	258
Graduate Enrollment	0
Staff Personnel	41
Faculty Personnel	40
Security Personnel	2
Total Campus Population	341



Jackson State Community College - 2015

GROUP A OFFENSES	Offense	Rate per 1,000	Cleared	% Cleared
Homicide Offenses (Total)	0	0.0	0	0.0
Murder	0	0.0	0	0.0
Negligent Manslaughter	0	0.0	0	0.0
Kidnapping/Abduction	0	0.0	0	0.0
Sex Offenses (Forcible) (Total)	0	0.0	0	0.0
Forcible Rape	0	0.0	0	0.0
Forcible Sodomy	0	0.0	0	0.0
Sexual Assault W/Object	0	0.0	0	0.0
Forcible Fondling	0	0.0	0	0.0
Robbery	0	0.0	0	0.0
Assault Offenses (Total)	1	0.3	0	0.0
Aggravated Assault	0	0.0	0	0.0
Simple Assault	1	0.3	0	0.0
Intimidation	0	0.0	0	0.0
Stalking	0	0.0	0	0.0
Arson	0	0.0	0	0.0
Extortion/Blackmail	0	0.0	0	0.0
Burglary	0	0.0	0	0.0
Larceny/Theft Offenses (Total)	0	0.0	0	0.0
Theft - Pocket-picking	0	0.0	0	0.0
Theft - Purse Snatching	0	0.0	0	0.0
Theft - Shoplifting	0	0.0	0	0.0
Theft From Building	0	0.0	0	0.0
Theft From Coin Machine	0	0.0	0	0.0
Theft From Motor Vehicle	0	0.0	0	0.0
Theft of Motor Vehicle Parts	0	0.0	0	0.0
Theft - All Other Larceny	0	0.0	0	0.0
Motor Vehicle Theft	0	0.0	0	0.0
Counterfeiting/Forgery	0	0.0	0	0.0
Fraud Offenses (Total)	0	0.0	0	0.0
Fraud - False Pretenses	0	0.0	0	0.0
Fraud - Credit Card/ATM	0	0.0	0	0.0
Fraud - Impersonation	0	0.0	0	0.0
Fraud - Welfare	0	0.0	0	0.0
Fraud - Wire	0	0.0	0	0.0
Embezzlement	0	0.0	0	0.0
Stolen Property Offenses	0	0.0	0	0.0
Destruction/Damage/Vandalism	0	0.0	0	0.0
Drug/Narcotic Violations (Total)	0	0.0	0	0.0
Drug/Narcotic Violations	0	0.0	0	0.0
Drug/Narcotic Equipment Violations	0	0.0	0	0.0

GROUP A OFFENSES	Offense	Rate per 1,000	Cleared	% Cleared
Sex Offenses (Nonforcible) (Total)	0	0.0	0	0.0
Incest	0	0.0	0	0.0
Statutory Rape	0	0.0	0	0.0
Pornography/Obscene Material	0	0.0	0	0.0
Gambling Offenses (Total)	0	0.0	0	0.0
Gambling - Betting/Wagering	0	0.0	0	0.0
Gambling - Operating/Promoting	0	0.0	0	0.0
Gambling - Equipment Violations	0	0.0	0	0.0
Gambling - Sports Tampering	0	0.0	0	0.0
Prostitution Offenses (Total)	0	0.0	0	0.0
Prostitution	0	0.0	0	0.0
Prostitution Assisting/Promoting	0	0.0	0	0.0
Purchasing Prostitution	0	0.0	0	0.0
Human Trafficking Offenses (Total)	0	0.0	0	0.0
Commercial Sex Acts	0	0.0	0	0.0
Involuntary Servitude	0	0.0	0	0.0
Bribery	0	0.0	0	0.0
Weapon Law Violations	0	0.0	0	0.0

GROUP B OFFENSES	Offenses	Rate per 1,000
Bad Checks	0	0.0
Curfew/Vagrancy	0	0.0
Disorderly Conduct	0	0.0
DUI	0	0.0
Drunkenness	0	0.0
Family-Non Violent	0	0.0
Liquor Law Violations	0	0.0
Peeping Tom	0	0.0
Trespass	0	0.0
All Other Offenses	0	0.0

2015 Fall Term Campus Population	
Undergraduate Enrollment	2,841
Graduate Enrollment	0
Staff Personnel	142
Faculty Personnel	90
Security Personnel	5
Total Campus Population	3,078



John A. Gupton College - 2015

GROUP A OFFENSES	Offense	Rate per 1,000	Cleared	% Cleared
Homicide Offenses (Total)	0	0.0	0	0.0
Murder	0	0.0	0	0.0
Negligent Manslaughter	0	0.0	0	0.0
Kidnapping/Abduction	0	0.0	0	0.0
Sex Offenses (Forcible) (Total)	0	0.0	0	0.0
Forcible Rape	0	0.0	0	0.0
Forcible Sodomy	0	0.0	0	0.0
Sexual Assault W/Object	0	0.0	0	0.0
Forcible Fondling	0	0.0	0	0.0
Robbery	0	0.0	0	0.0
Assault Offenses (Total)	2	18.2	2	100.0
Aggravated Assault	0	0.0	0	0.0
Simple Assault	1	9.1	1	100.0
Intimidation	1	9.1	1	100.0
Stalking	0	0.0	0	0.0
Arson	0	0.0	0	0.0
Extortion/Blackmail	0	0.0	0	0.0
Burglary	1	9.1	0	0.0
Larceny/Theft Offenses (Total)	0	0.0	0	0.0
Theft - Pocket-picking	0	0.0	0	0.0
Theft - Purse Snatching	0	0.0	0	0.0
Theft - Shoplifting	0	0.0	0	0.0
Theft From Building	0	0.0	0	0.0
Theft From Coin Machine	0	0.0	0	0.0
Theft From Motor Vehicle	0	0.0	0	0.0
Theft of Motor Vehicle Parts	0	0.0	0	0.0
Theft - All Other Larceny	0	0.0	0	0.0
Motor Vehicle Theft	0	0.0	0	0.0
Counterfeiting/Forgery	0	0.0	0	0.0
Fraud Offenses (Total)	0	0.0	0	0.0
Fraud - False Pretenses	0	0.0	0	0.0
Fraud - Credit Card/ATM	0	0.0	0	0.0
Fraud - Impersonation	0	0.0	0	0.0
Fraud - Welfare	0	0.0	0	0.0
Fraud - Wire	0	0.0	0	0.0
Embezzlement	0	0.0	0	0.0
Stolen Property Offenses	0	0.0	0	0.0
Destruction/Damage/Vandalism	0	0.0	0	0.0
Drug/Narcotic Violations (Total)	0	0.0	0	0.0
Drug/Narcotic Violations	0	0.0	0	0.0
Drug/Narcotic Equipment Violations	0	0.0	0	0.0

GROUP A OFFENSES	Offense	Rate per 1,000	Cleared	% Cleared
Sex Offenses (Nonforcible) (Total)	0	0.0	0	0.0
Incest	0	0.0	0	0.0
Statutory Rape	0	0.0	0	0.0
Pornography/Obscene Material	0	0.0	0	0.0
Gambling Offenses (Total)	0	0.0	0	0.0
Gambling - Betting/Wagering	0	0.0	0	0.0
Gambling - Operating/Promoting	0	0.0	0	0.0
Gambling - Equipment Violations	0	0.0	0	0.0
Gambling - Sports Tampering	0	0.0	0	0.0
Prostitution Offenses (Total)	0	0.0	0	0.0
Prostitution	0	0.0	0	0.0
Prostitution Assisting/Promoting	0	0.0	0	0.0
Purchasing Prostitution	0	0.0	0	0.0
Human Trafficking Offenses (Total)	0	0.0	0	0.0
Commercial Sex Acts	0	0.0	0	0.0
Involuntary Servitude	0	0.0	0	0.0
Bribery	0	0.0	0	0.0
Weapon Law Violations	0	0.0	0	0.0

GROUP B OFFENSES	Offenses	Rate per 1,000
Bad Checks	0	0.0
Curfew/Vagrancy	0	0.0
Disorderly Conduct	0	0.0
DUI	0	0.0
Drunkenness	0	0.0
Family-Non Violent	0	0.0
Liquor Law Violations	0	0.0
Peeping Tom	0	0.0
Trespass	0	0.0
All Other Offenses	0	0.0

2015 Fall Term Campus Population	
Undergraduate Enrollment	70
Graduate Enrollment	0
Staff Personnel	4
Faculty Personnel	10
Security Personnel	1
Total Campus Population	85



Johnson University - 2015

GROUP A OFFENSES	Offense	Rate per 1,000	Cleared	% Cleared
Homicide Offenses (Total)	0	0.0	0	0.0
Murder	0	0.0	0	0.0
Negligent Manslaughter	0	0.0	0	0.0
Kidnapping/Abduction	0	0.0	0	0.0
Sex Offenses (Forcible) (Total)	0	0.0	0	0.0
Forcible Rape	0	0.0	0	0.0
Forcible Sodomy	0	0.0	0	0.0
Sexual Assault W/Object	0	0.0	0	0.0
Forcible Fondling	0	0.0	0	0.0
Robbery	0	0.0	0	0.0
Assault Offenses (Total)	0	0.0	0	0.0
Aggravated Assault	0	0.0	0	0.0
Simple Assault	0	0.0	0	0.0
Intimidation	0	0.0	0	0.0
Stalking	0	0.0	0	0.0
Arson	0	0.0	0	0.0
Extortion/Blackmail	0	0.0	0	0.0
Burglary	0	0.0	0	0.0
Larceny/Theft Offenses (Total)	8	6.3	0	0.0
Theft - Pocket-picking	0	0.0	0	0.0
Theft - Purse Snatching	0	0.0	0	0.0
Theft - Shoplifting	0	0.0	0	0.0
Theft From Building	6	4.8	0	0.0
Theft From Coin Machine	0	0.0	0	0.0
Theft From Motor Vehicle	0	0.0	0	0.0
Theft of Motor Vehicle Parts	0	0.0	0	0.0
Theft - All Other Larceny	2	1.6	0	0.0
Motor Vehicle Theft	1	0.8	0	0.0
Counterfeiting/Forgery	0	0.0	0	0.0
Fraud Offenses (Total)	0	0.0	0	0.0
Fraud - False Pretenses	0	0.0	0	0.0
Fraud - Credit Card/ATM	0	0.0	0	0.0
Fraud - Impersonation	0	0.0	0	0.0
Fraud - Welfare	0	0.0	0	0.0
Fraud - Wire	0	0.0	0	0.0
Embezzlement	0	0.0	0	0.0
Stolen Property Offenses	0	0.0	0	0.0
Destruction/Damage/Vandalism	0	0.0	0	0.0
Drug/Narcotic Violations (Total)	0	0.0	0	0.0
Drug/Narcotic Violations	0	0.0	0	0.0
Drug/Narcotic Equipment Violations	0	0.0	0	0.0

GROUP A OFFENSES	Offense	Rate per 1,000	Cleared	% Cleared
Sex Offenses (Nonforcible) (Total)	0	0.0	0	0.0
Incest	0	0.0	0	0.0
Statutory Rape	0	0.0	0	0.0
Pornography/Obscene Material	0	0.0	0	0.0
Gambling Offenses (Total)	0	0.0	0	0.0
Gambling - Betting/Wagering	0	0.0	0	0.0
Gambling - Operating/Promoting	0	0.0	0	0.0
Gambling - Equipment Violations	0	0.0	0	0.0
Gambling - Sports Tampering	0	0.0	0	0.0
Prostitution Offenses (Total)	0	0.0	0	0.0
Prostitution	0	0.0	0	0.0
Prostitution Assisting/Promoting	0	0.0	0	0.0
Purchasing Prostitution	0	0.0	0	0.0
Human Trafficking Offenses (Total)	0	0.0	0	0.0
Commercial Sex Acts	0	0.0	0	0.0
Involuntary Servitude	0	0.0	0	0.0
Bribery	0	0.0	0	0.0
Weapon Law Violations	0	0.0	0	0.0

GROUP B OFFENSES	Offenses	Rate per 1,000
Bad Checks	0	0.0
Curfew/Vagrancy	0	0.0
Disorderly Conduct	0	0.0
DUI	0	0.0
Drunkenness	0	0.0
Family-Non Violent	0	0.0
Liquor Law Violations	2	1.6
Peeping Tom	0	0.0
Trespass	0	0.0
All Other Offenses	0	0.0

2015 Fall Term Campus Population	
Undergraduate Enrollment	783
Graduate Enrollment	74
Staff Personnel	110
Faculty Personnel	116
Security Personnel	5
Total Campus Population	1,088



GROUP A OFFENSES	Offense	Rate per 1,000	Cleared	% Cleared
Homicide Offenses (Total)	0	0.0	0	0.0
Murder	0	0.0	0	0.0
Negligent Manslaughter	0	0.0	0	0.0
Kidnapping/Abduction	0	0.0	0	0.0
Sex Offenses (Forcible) (Total)	0	0.0	0	0.0
Forcible Rape	0	0.0	0	0.0
Forcible Sodomy	0	0.0	0	0.0
Sexual Assault W/Object	0	0.0	0	0.0
Forcible Fondling	0	0.0	0	0.0
Robbery	0	0.0	0	0.0
Assault Offenses (Total)	0	0.0	0	0.0
Aggravated Assault	0	0.0	0	0.0
Simple Assault	0	0.0	0	0.0
Intimidation	0	0.0	0	0.0
Stalking	0	0.0	0	0.0
Arson	0	0.0	0	0.0
Extortion/Blackmail	0	0.0	0	0.0
Burglary	0	0.0	0	0.0
Larceny/Theft Offenses (Total)	0	0.0	0	0.0
Theft - Pocket-picking	0	0.0	0	0.0
Theft - Purse Snatching	0	0.0	0	0.0
Theft - Shoplifting	0	0.0	0	0.0
Theft From Building	0	0.0	0	0.0
Theft From Coin Machine	0	0.0	0	0.0
Theft From Motor Vehicle	0	0.0	0	0.0
Theft of Motor Vehicle Parts	0	0.0	0	0.0
Theft - All Other Larceny	0	0.0	0	0.0
Motor Vehicle Theft	0	0.0	0	0.0
Counterfeiting/Forgery	0	0.0	0	0.0
Fraud Offenses (Total)	0	0.0	0	0.0
Fraud - False Pretenses	0	0.0	0	0.0
Fraud - Credit Card/ATM	0	0.0	0	0.0
Fraud - Impersonation	0	0.0	0	0.0
Fraud - Welfare	0	0.0	0	0.0
Fraud - Wire	0	0.0	0	0.0
Embezzlement	0	0.0	0	0.0
Stolen Property Offenses	0	0.0	0	0.0
Destruction/Damage/Vandalism	0	0.0	0	0.0
Drug/Narcotic Violations (Total)	0	0.0	0	0.0
Drug/Narcotic Violations	0	0.0	0	0.0
Drug/Narcotic Equipment Violations	0	0.0	0	0.0

GROUP A OFFENSES	Offense	Rate per 1,000	Cleared	% Cleared
Sex Offenses (Nonforcible) (Total)	0	0.0	0	0.0
Incest	0	0.0	0	0.0
Statutory Rape	0	0.0	0	0.0
Pornography/Obscene Material	0	0.0	0	0.0
Gambling Offenses (Total)	0	0.0	0	0.0
Gambling - Betting/Wagering	0	0.0	0	0.0
Gambling - Operating/Promoting	0	0.0	0	0.0
Gambling - Equipment Violations	0	0.0	0	0.0
Gambling - Sports Tampering	0	0.0	0	0.0
Prostitution Offenses (Total)	0	0.0	0	0.0
Prostitution	0	0.0	0	0.0
Prostitution Assisting/Promoting	0	0.0	0	0.0
Purchasing Prostitution	0	0.0	0	0.0
Human Trafficking Offenses (Total)	0	0.0	0	0.0
Commercial Sex Acts	0	0.0	0	0.0
Involuntary Servitude	0	0.0	0	0.0
Bribery	0	0.0	0	0.0
Weapon Law Violations	0	0.0	0	0.0

GROUP B OFFENSES	Offenses	Rate per 1,000
Bad Checks	0	0.0
Curfew/Vagrancy	0	0.0
Disorderly Conduct	0	0.0
DUI	0	0.0
Drunkenness	0	0.0
Family-Non Violent	0	0.0
Liquor Law Violations	0	0.0
Peeping Tom	0	0.0
Trespass	0	0.0
All Other Offenses	0	0.0

2015 Fall Term Campus Population	
Undergraduate Enrollment	304
Graduate Enrollment	0
Staff Personnel	15
Faculty Personnel	25
Security Personnel	0
Total Campus Population	344



King University - 2015

GROUP A OFFENSES	Offense	Rate per 1,000	Cleared	% Cleared
Homicide Offenses (Total)	0	0.0	0	0.0
Murder	0	0.0	0	0.0
Negligent Manslaughter	0	0.0	0	0.0
Kidnapping/Abduction	0	0.0	0	0.0
Sex Offenses (Forcible) (Total)	1	0.3	0	0.0
Forcible Rape	0	0.0	0	0.0
Forcible Sodomy	0	0.0	0	0.0
Sexual Assault W/Object	0	0.0	0	0.0
Forcible Fondling	1	0.3	0	0.0
Robbery	0	0.0	0	0.0
Assault Offenses (Total)	0	0.0	0	0.0
Aggravated Assault	0	0.0	0	0.0
Simple Assault	0	0.0	0	0.0
Intimidation	0	0.0	0	0.0
Stalking	0	0.0	0	0.0
Arson	0	0.0	0	0.0
Extortion/Blackmail	0	0.0	0	0.0
Burglary	0	0.0	0	0.0
Larceny/Theft Offenses (Total)	11	3.4	0	0.0
Theft - Pocket-picking	0	0.0	0	0.0
Theft - Purse Snatching	0	0.0	0	0.0
Theft - Shoplifting	0	0.0	0	0.0
Theft From Building	6	1.8	0	0.0
Theft From Coin Machine	0	0.0	0	0.0
Theft From Motor Vehicle	2	0.6	0	0.0
Theft of Motor Vehicle Parts	0	0.0	0	0.0
Theft - All Other Larceny	3	0.9	0	0.0
Motor Vehicle Theft	0	0.0	0	0.0
Counterfeiting/Forgery	0	0.0	0	0.0
Fraud Offenses (Total)	0	0.0	0	0.0
Fraud - False Pretenses	0	0.0	0	0.0
Fraud - Credit Card/ATM	0	0.0	0	0.0
Fraud - Impersonation	0	0.0	0	0.0
Fraud - Welfare	0	0.0	0	0.0
Fraud - Wire	0	0.0	0	0.0
Embezzlement	0	0.0	0	0.0
Stolen Property Offenses	0	0.0	0	0.0
Destruction/Damage/Vandalism	5	1.5	0	0.0
Drug/Narcotic Violations (Total)	5	1.5	0	0.0
Drug/Narcotic Violations	2	0.6	0	0.0
Drug/Narcotic Equipment Violations	3	0.9	0	0.0

GROUP A OFFENSES	Offense	Rate per 1,000	Cleared	% Cleared
Sex Offenses (Nonforcible) (Total)	0	0.0	0	0.0
Incest	0	0.0	0	0.0
Statutory Rape	0	0.0	0	0.0
Pornography/Obscene Material	0	0.0	0	0.0
Gambling Offenses (Total)	0	0.0	0	0.0
Gambling - Betting/Wagering	0	0.0	0	0.0
Gambling - Operating/Promoting	0	0.0	0	0.0
Gambling - Equipment Violations	0	0.0	0	0.0
Gambling - Sports Tampering	0	0.0	0	0.0
Prostitution Offenses (Total)	0	0.0	0	0.0
Prostitution	0	0.0	0	0.0
Prostitution Assisting/Promoting	0	0.0	0	0.0
Purchasing Prostitution	0	0.0	0	0.0
Human Trafficking Offenses (Total)	0	0.0	0	0.0
Commercial Sex Acts	0	0.0	0	0.0
Involuntary Servitude	0	0.0	0	0.0
Bribery	0	0.0	0	0.0
Weapon Law Violations	1	0.3	0	0.0

GROUP B OFFENSES	Offenses	Rate per 1,000
Bad Checks	0	0.0
Curfew/Vagrancy	0	0.0
Disorderly Conduct	0	0.0
DUI	0	0.0
Drunkenness	0	0.0
Family-Non Violent	0	0.0
Liquor Law Violations	4	1.2
Peeping Tom	0	0.0
Trespass	0	0.0
All Other Offenses	0	0.0

2015 Fall Term Campus Population	
Undergraduate Enrollment	2,392
Graduate Enrollment	417
Staff Personnel	193
Faculty Personnel	351
Security Personnel	12
Total Campus Population	3,365



Lane College - 2015

GROUP A OFFENSES	Offense	Rate per 1,000	Cleared	% Cleared
Homicide Offenses (Total)	0	0.0	0	0.0
Murder	0	0.0	0	0.0
Negligent Manslaughter	0	0.0	0	0.0
Kidnapping/Abduction	0	0.0	0	0.0
Sex Offenses (Forcible) (Total)	0	0.0	0	0.0
Forcible Rape	0	0.0	0	0.0
Forcible Sodomy	0	0.0	0	0.0
Sexual Assault W/Object	0	0.0	0	0.0
Forcible Fondling	0	0.0	0	0.0
Robbery	0	0.0	0	0.0
Assault Offenses (Total)	16	10.1	8	50.0
Aggravated Assault	3	1.9	2	66.7
Simple Assault	9	5.7	5	55.6
Intimidation	4	2.5	1	25.0
Stalking	0	0.0	0	0.0
Arson	0	0.0	0	0.0
Extortion/Blackmail	0	0.0	0	0.0
Burglary	3	1.9	0	0.0
Larceny/Theft Offenses (Total)	3	1.9	0	0.0
Theft - Pocket-picking	0	0.0	0	0.0
Theft - Purse Snatching	0	0.0	0	0.0
Theft - Shoplifting	0	0.0	0	0.0
Theft From Building	3	1.9	0	0.0
Theft From Coin Machine	0	0.0	0	0.0
Theft From Motor Vehicle	0	0.0	0	0.0
Theft of Motor Vehicle Parts	0	0.0	0	0.0
Theft - All Other Larceny	0	0.0	0	0.0
Motor Vehicle Theft	0	0.0	0	0.0
Counterfeiting/Forgery	0	0.0	0	0.0
Fraud Offenses (Total)	0	0.0	0	0.0
Fraud - False Pretenses	0	0.0	0	0.0
Fraud - Credit Card/ATM	0	0.0	0	0.0
Fraud - Impersonation	0	0.0	0	0.0
Fraud - Welfare	0	0.0	0	0.0
Fraud - Wire	0	0.0	0	0.0
Embezzlement	0	0.0	0	0.0
Stolen Property Offenses	0	0.0	0	0.0
Destruction/Damage/Vandalism	4	2.5	0	0.0
Drug/Narcotic Violations (Total)	5	3.1	3	60.0
Drug/Narcotic Violations	4	2.5	2	50.0
Drug/Narcotic Equipment Violations	1	0.6	1	100.0

GROUP A OFFENSES	Offense	Rate per 1,000	Cleared	% Cleared
Sex Offenses (Nonforcible) (Total)	0	0.0	0	0.0
Incest	0	0.0	0	0.0
Statutory Rape	0	0.0	0	0.0
Pornography/Obscene Material	0	0.0	0	0.0
Gambling Offenses (Total)	1	0.6	1	100.0
Gambling - Betting/Wagering	1	0.6	1	100.0
Gambling - Operating/Promoting	0	0.0	0	0.0
Gambling - Equipment Violations	0	0.0	0	0.0
Gambling - Sports Tampering	0	0.0	0	0.0
Prostitution Offenses (Total)	0	0.0	0	0.0
Prostitution	0	0.0	0	0.0
Prostitution Assisting/Promoting	0	0.0	0	0.0
Purchasing Prostitution	0	0.0	0	0.0
Human Trafficking Offenses (Total)	0	0.0	0	0.0
Commercial Sex Acts	0	0.0	0	0.0
Involuntary Servitude	0	0.0	0	0.0
Bribery	0	0.0	0	0.0
Weapon Law Violations	1	0.6	1	100.0

GROUP B OFFENSES	Offenses	Rate per 1,000
Bad Checks	0	0.0
Curfew/Vagrancy	0	0.0
Disorderly Conduct	3	1.9
DUI	0	0.0
Drunkenness	0	0.0
Family-Non Violent	0	0.0
Liquor Law Violations	1	0.6
Peeping Tom	0	0.0
Trespass	0	0.0
All Other Offenses	0	0.0

2015 Fall Term Campus Population	
Undergraduate Enrollment	1,361
Graduate Enrollment	0
Staff Personnel	176
Faculty Personnel	74
Security Personnel	12
Total Campus Population	1,623



Lee University - 2015

GROUP A OFFENSES	Offense	Rate per 1,000	Cleared	% Cleared
Homicide Offenses (Total)	0	0.0	0	0.0
Murder	0	0.0	0	0.0
Negligent Manslaughter	0	0.0	0	0.0
Kidnapping/Abduction	0	0.0	0	0.0
Sex Offenses (Forcible) (Total)	1	0.2	0	0.0
Forcible Rape	0	0.0	0	0.0
Forcible Sodomy	0	0.0	0	0.0
Sexual Assault W/Object	0	0.0	0	0.0
Forcible Fondling	1	0.2	0	0.0
Robbery	0	0.0	0	0.0
Assault Offenses (Total)	11	2.5	1	9.1
Aggravated Assault	0	0.0	0	0.0
Simple Assault	4	0.9	1	25.0
Intimidation	6	1.4	0	0.0
Stalking	1	0.2	0	0.0
Arson	0	0.0	0	0.0
Extortion/Blackmail	0	0.0	0	0.0
Burglary	10	2.3	0	0.0
Larceny/Theft Offenses (Total)	76	17.5	0	0.0
Theft - Pocket-picking	0	0.0	0	0.0
Theft - Purse Snatching	0	0.0	0	0.0
Theft - Shoplifting	0	0.0	0	0.0
Theft From Building	25	5.7	0	0.0
Theft From Coin Machine	0	0.0	0	0.0
Theft From Motor Vehicle	22	5.1	0	0.0
Theft of Motor Vehicle Parts	3	0.7	0	0.0
Theft - All Other Larceny	26	6.0	0	0.0
Motor Vehicle Theft	0	0.0	0	0.0
Counterfeiting/Forgery	0	0.0	0	0.0
Fraud Offenses (Total)	0	0.0	0	0.0
Fraud - False Pretenses	0	0.0	0	0.0
Fraud - Credit Card/ATM	0	0.0	0	0.0
Fraud - Impersonation	0	0.0	0	0.0
Fraud - Welfare	0	0.0	0	0.0
Fraud - Wire	0	0.0	0	0.0
Embezzlement	0	0.0	0	0.0
Stolen Property Offenses	0	0.0	0	0.0
Destruction/Damage/Vandalism	13	3.0	0	0.0
Drug/Narcotic Violations (Total)	2	0.5	0	0.0
Drug/Narcotic Violations	2	0.5	0	0.0
Drug/Narcotic Equipment Violations	0	0.0	0	0.0

GROUP A OFFENSES	Offense	Rate per 1,000	Cleared	% Cleared
Sex Offenses (Nonforcible) (Total)	0	0.0	0	0.0
Incest	0	0.0	0	0.0
Statutory Rape	0	0.0	0	0.0
Pornography/Obscene Material	0	0.0	0	0.0
Gambling Offenses (Total)	0	0.0	0	0.0
Gambling - Betting/Wagering	0	0.0	0	0.0
Gambling - Operating/Promoting	0	0.0	0	0.0
Gambling - Equipment Violations	0	0.0	0	0.0
Gambling - Sports Tampering	0	0.0	0	0.0
Prostitution Offenses (Total)	0	0.0	0	0.0
Prostitution	0	0.0	0	0.0
Prostitution Assisting/Promoting	0	0.0	0	0.0
Purchasing Prostitution	0	0.0	0	0.0
Human Trafficking Offenses (Total)	0	0.0	0	0.0
Commercial Sex Acts	0	0.0	0	0.0
Involuntary Servitude	0	0.0	0	0.0
Bribery	0	0.0	0	0.0
Weapon Law Violations	0	0.0	0	0.0

GROUP B OFFENSES	Offenses	Rate per 1,000
Bad Checks	0	0.0
Curfew/Vagrancy	0	0.0
Disorderly Conduct	0	0.0
DUI	0	0.0
Drunkenness	2	0.5
Family-Non Violent	0	0.0
Liquor Law Violations	4	0.9
Peeping Tom	0	0.0
Trespass	6	1.4
All Other Offenses	3	0.7

2015 Fall Term Campus Population	
Undergraduate Enrollment	3,476
Graduate Enrollment	310
Staff Personnel	345
Faculty Personnel	187
Security Personnel	11
Total Campus Population	4,329



LeMoyne-Owen College - 2015

GROUP A OFFENSES	Offense	Rate per 1,000	Cleared	% Cleared
Homicide Offenses (Total)	0	0.0	0	0.0
Murder	0	0.0	0	0.0
Negligent Manslaughter	0	0.0	0	0.0
Kidnapping/Abduction	0	0.0	0	0.0
Sex Offenses (Forcible) (Total)	0	0.0	0	0.0
Forcible Rape	0	0.0	0	0.0
Forcible Sodomy	0	0.0	0	0.0
Sexual Assault W/Object	0	0.0	0	0.0
Forcible Fondling	0	0.0	0	0.0
Robbery	0	0.0	0	0.0
Assault Offenses (Total)	0	0.0	0	0.0
Aggravated Assault	0	0.0	0	0.0
Simple Assault	0	0.0	0	0.0
Intimidation	0	0.0	0	0.0
Stalking	0	0.0	0	0.0
Arson	0	0.0	0	0.0
Extortion/Blackmail	0	0.0	0	0.0
Burglary	0	0.0	0	0.0
Larceny/Theft Offenses (Total)	0	0.0	0	0.0
Theft - Pocket-picking	0	0.0	0	0.0
Theft - Purse Snatching	0	0.0	0	0.0
Theft - Shoplifting	0	0.0	0	0.0
Theft From Building	0	0.0	0	0.0
Theft From Coin Machine	0	0.0	0	0.0
Theft From Motor Vehicle	0	0.0	0	0.0
Theft of Motor Vehicle Parts	0	0.0	0	0.0
Theft - All Other Larceny	0	0.0	0	0.0
Motor Vehicle Theft	0	0.0	0	0.0
Counterfeiting/Forgery	0	0.0	0	0.0
Fraud Offenses (Total)	0	0.0	0	0.0
Fraud - False Pretenses	0	0.0	0	0.0
Fraud - Credit Card/ATM	0	0.0	0	0.0
Fraud - Impersonation	0	0.0	0	0.0
Fraud - Welfare	0	0.0	0	0.0
Fraud - Wire	0	0.0	0	0.0
Embezzlement	0	0.0	0	0.0
Stolen Property Offenses	0	0.0	0	0.0
Destruction/Damage/Vandalism	0	0.0	0	0.0
Drug/Narcotic Violations (Total)	0	0.0	0	0.0
Drug/Narcotic Violations	0	0.0	0	0.0
Drug/Narcotic Equipment Violations	0	0.0	0	0.0

GROUP A OFFENSES	Offense	Rate per 1,000	Cleared	% Cleared
Sex Offenses (Nonforcible) (Total)	0	0.0	0	0.0
Incest	0	0.0	0	0.0
Statutory Rape	0	0.0	0	0.0
Pornography/Obscene Material	0	0.0	0	0.0
Gambling Offenses (Total)	0	0.0	0	0.0
Gambling - Betting/Wagering	0	0.0	0	0.0
Gambling - Operating/Promoting	0	0.0	0	0.0
Gambling - Equipment Violations	0	0.0	0	0.0
Gambling - Sports Tampering	0	0.0	0	0.0
Prostitution Offenses (Total)	0	0.0	0	0.0
Prostitution	0	0.0	0	0.0
Prostitution Assisting/Promoting	0	0.0	0	0.0
Purchasing Prostitution	0	0.0	0	0.0
Human Trafficking Offenses (Total)	0	0.0	0	0.0
Commercial Sex Acts	0	0.0	0	0.0
Involuntary Servitude	0	0.0	0	0.0
Bribery	0	0.0	0	0.0
Weapon Law Violations	0	0.0	0	0.0

GROUP B OFFENSES	Offenses	Rate per 1,000
Bad Checks	0	0.0
Curfew/Vagrancy	0	0.0
Disorderly Conduct	0	0.0
DUI	0	0.0
Drunkenness	0	0.0
Family-Non Violent	0	0.0
Liquor Law Violations	0	0.0
Peeping Tom	0	0.0
Trespass	0	0.0
All Other Offenses	0	0.0

2015 Fall Term Campus Population	
Undergraduate Enrollment	835
Graduate Enrollment	0
Staff Personnel	54
Faculty Personnel	111
Security Personnel	12
Total Campus Population	1,012



Lincoln Memorial University - 2015

GROUP A OFFENSES	Offense	Rate per 1,000	Cleared	% Cleared
Homicide Offenses (Total)	0	0.0	0	0.0
Murder	0	0.0	0	0.0
Negligent Manslaughter	0	0.0	0	0.0
Kidnapping/Abduction	0	0.0	0	0.0
Sex Offenses (Forcible) (Total)	0	0.0	0	0.0
Forcible Rape	0	0.0	0	0.0
Forcible Sodomy	0	0.0	0	0.0
Sexual Assault W/Object	0	0.0	0	0.0
Forcible Fondling	0	0.0	0	0.0
Robbery	0	0.0	0	0.0
Assault Offenses (Total)	0	0.0	0	0.0
Aggravated Assault	0	0.0	0	0.0
Simple Assault	0	0.0	0	0.0
Intimidation	0	0.0	0	0.0
Stalking	0	0.0	0	0.0
Arson	0	0.0	0	0.0
Extortion/Blackmail	0	0.0	0	0.0
Burglary	0	0.0	0	0.0
Larceny/Theft Offenses (Total)	0	0.0	0	0.0
Theft - Pocket-picking	0	0.0	0	0.0
Theft - Purse Snatching	0	0.0	0	0.0
Theft - Shoplifting	0	0.0	0	0.0
Theft From Building	0	0.0	0	0.0
Theft From Coin Machine	0	0.0	0	0.0
Theft From Motor Vehicle	0	0.0	0	0.0
Theft of Motor Vehicle Parts	0	0.0	0	0.0
Theft - All Other Larceny	0	0.0	0	0.0
Motor Vehicle Theft	0	0.0	0	0.0
Counterfeiting/Forgery	0	0.0	0	0.0
Fraud Offenses (Total)	0	0.0	0	0.0
Fraud - False Pretenses	0	0.0	0	0.0
Fraud - Credit Card/ATM	0	0.0	0	0.0
Fraud - Impersonation	0	0.0	0	0.0
Fraud - Welfare	0	0.0	0	0.0
Fraud - Wire	0	0.0	0	0.0
Embezzlement	0	0.0	0	0.0
Stolen Property Offenses	0	0.0	0	0.0
Destruction/Damage/Vandalism	0	0.0	0	0.0
Drug/Narcotic Violations (Total)	0	0.0	0	0.0
Drug/Narcotic Violations	0	0.0	0	0.0
Drug/Narcotic Equipment Violations	0	0.0	0	0.0

GROUP A OFFENSES	Offense	Rate per 1,000	Cleared	% Cleared
Sex Offenses (Nonforcible) (Total)	0	0.0	0	0.0
Incest	0	0.0	0	0.0
Statutory Rape	0	0.0	0	0.0
Pornography/Obscene Material	0	0.0	0	0.0
Gambling Offenses (Total)	0	0.0	0	0.0
Gambling - Betting/Wagering	0	0.0	0	0.0
Gambling - Operating/Promoting	0	0.0	0	0.0
Gambling - Equipment Violations	0	0.0	0	0.0
Gambling - Sports Tampering	0	0.0	0	0.0
Prostitution Offenses (Total)	0	0.0	0	0.0
Prostitution	0	0.0	0	0.0
Prostitution Assisting/Promoting	0	0.0	0	0.0
Purchasing Prostitution	0	0.0	0	0.0
Human Trafficking Offenses (Total)	0	0.0	0	0.0
Commercial Sex Acts	0	0.0	0	0.0
Involuntary Servitude	0	0.0	0	0.0
Bribery	0	0.0	0	0.0
Weapon Law Violations	0	0.0	0	0.0

GROUP B OFFENSES	Offenses	Rate per 1,000
Bad Checks	0	0.0
Curfew/Vagrancy	0	0.0
Disorderly Conduct	0	0.0
DUI	0	0.0
Drunkenness	0	0.0
Family-Non Violent	0	0.0
Liquor Law Violations	6	1.5
Peeping Tom	0	0.0
Trespass	0	0.0
All Other Offenses	0	0.0

2015 Fall Term Campus Population	
Undergraduate Enrollment	1,675
Graduate Enrollment	2,308
Staff Personnel	396
Faculty Personnel	249
Security Personnel	28
Total Campus Population	4,656



GROUP A OFFENSES	Offense	Rate per 1,000	Cleared	% Cleared
Homicide Offenses (Total)	0	0.0	0	0.0
Murder	0	0.0	0	0.0
Negligent Manslaughter	0	0.0	0	0.0
Kidnapping/Abduction	0	0.0	0	0.0
Sex Offenses (Forcible) (Total)	0	0.0	0	0.0
Forcible Rape	0	0.0	0	0.0
Forcible Sodomy	0	0.0	0	0.0
Sexual Assault W/Object	0	0.0	0	0.0
Forcible Fondling	0	0.0	0	0.0
Robbery	0	0.0	0	0.0
Assault Offenses (Total)	0	0.0	0	0.0
Aggravated Assault	0	0.0	0	0.0
Simple Assault	0	0.0	0	0.0
Intimidation	0	0.0	0	0.0
Stalking	0	0.0	0	0.0
Arson	0	0.0	0	0.0
Extortion/Blackmail	0	0.0	0	0.0
Burglary	0	0.0	0	0.0
Larceny/Theft Offenses (Total)	2	0.4	1	50.0
Theft - Pocket-picking	0	0.0	0	0.0
Theft - Purse Snatching	0	0.0	0	0.0
Theft - Shoplifting	0	0.0	0	0.0
Theft From Building	1	0.2	1	100.0
Theft From Coin Machine	0	0.0	0	0.0
Theft From Motor Vehicle	1	0.2	0	0.0
Theft of Motor Vehicle Parts	0	0.0	0	0.0
Theft - All Other Larceny	0	0.0	0	0.0
Motor Vehicle Theft	0	0.0	0	0.0
Counterfeiting/Forgery	0	0.0	0	0.0
Fraud Offenses (Total)	0	0.0	0	0.0
Fraud - False Pretenses	0	0.0	0	0.0
Fraud - Credit Card/ATM	0	0.0	0	0.0
Fraud - Impersonation	0	0.0	0	0.0
Fraud - Welfare	0	0.0	0	0.0
Fraud - Wire	0	0.0	0	0.0
Embezzlement	0	0.0	0	0.0
Stolen Property Offenses	0	0.0	0	0.0
Destruction/Damage/Vandalism	0	0.0	0	0.0
Drug/Narcotic Violations (Total)	2	0.4	2	100.0
Drug/Narcotic Violations	2	0.4	2	100.0
Drug/Narcotic Equipment Violations	0	0.0	0	0.0

GROUP A OFFENSES	Offense	Rate per 1,000	Cleared	% Cleared
Sex Offenses (Nonforcible) (Total)	0	0.0	0	0.0
Incest	0	0.0	0	0.0
Statutory Rape	0	0.0	0	0.0
Pornography/Obscene Material	0	0.0	0	0.0
Gambling Offenses (Total)	0	0.0	0	0.0
Gambling - Betting/Wagering	0	0.0	0	0.0
Gambling - Operating/Promoting	0	0.0	0	0.0
Gambling - Equipment Violations	0	0.0	0	0.0
Gambling - Sports Tampering	0	0.0	0	0.0
Prostitution Offenses (Total)	0	0.0	0	0.0
Prostitution	0	0.0	0	0.0
Prostitution Assisting/Promoting	0	0.0	0	0.0
Purchasing Prostitution	0	0.0	0	0.0
Human Trafficking Offenses (Total)	0	0.0	0	0.0
Commercial Sex Acts	0	0.0	0	0.0
Involuntary Servitude	0	0.0	0	0.0
Bribery	0	0.0	0	0.0
Weapon Law Violations	0	0.0	0	0.0

GROUP B OFFENSES	Offenses	Rate per 1,000
Bad Checks	0	0.0
Curfew/Vagrancy	0	0.0
Disorderly Conduct	0	0.0
DUI	0	0.0
Drunkenness	0	0.0
Family-Non Violent	0	0.0
Liquor Law Violations	0	0.0
Peeping Tom	0	0.0
Trespass	0	0.0
All Other Offenses	0	0.0

2015 Fall Term Campus Population	
Undergraduate Enrollment	3,030
Graduate Enrollment	1,650
Staff Personnel	530
Faculty Personnel	560
Security Personnel	22
Total Campus Population	5,792



Martin Methodist College - 2015

GROUP A OFFENSES	Offense	Rate per 1,000	Cleared	% Cleared
Homicide Offenses (Total)	0	0.0	0	0.0
Murder	0	0.0	0	0.0
Negligent Manslaughter	0	0.0	0	0.0
Kidnapping/Abduction	0	0.0	0	0.0
Sex Offenses (Forcible) (Total)	0	0.0	0	0.0
Forcible Rape	0	0.0	0	0.0
Forcible Sodomy	0	0.0	0	0.0
Sexual Assault W/Object	0	0.0	0	0.0
Forcible Fondling	0	0.0	0	0.0
Robbery	0	0.0	0	0.0
Assault Offenses (Total)	0	0.0	0	0.0
Aggravated Assault	0	0.0	0	0.0
Simple Assault	0	0.0	0	0.0
Intimidation	0	0.0	0	0.0
Stalking	0	0.0	0	0.0
Arson	0	0.0	0	0.0
Extortion/Blackmail	0	0.0	0	0.0
Burglary	0	0.0	0	0.0
Larceny/Theft Offenses (Total)	0	0.0	0	0.0
Theft - Pocket-picking	0	0.0	0	0.0
Theft - Purse Snatching	0	0.0	0	0.0
Theft - Shoplifting	0	0.0	0	0.0
Theft From Building	0	0.0	0	0.0
Theft From Coin Machine	0	0.0	0	0.0
Theft From Motor Vehicle	0	0.0	0	0.0
Theft of Motor Vehicle Parts	0	0.0	0	0.0
Theft - All Other Larceny	0	0.0	0	0.0
Motor Vehicle Theft	0	0.0	0	0.0
Counterfeiting/Forgery	0	0.0	0	0.0
Fraud Offenses (Total)	0	0.0	0	0.0
Fraud - False Pretenses	0	0.0	0	0.0
Fraud - Credit Card/ATM	0	0.0	0	0.0
Fraud - Impersonation	0	0.0	0	0.0
Fraud - Welfare	0	0.0	0	0.0
Fraud - Wire	0	0.0	0	0.0
Embezzlement	0	0.0	0	0.0
Stolen Property Offenses	0	0.0	0	0.0
Destruction/Damage/Vandalism	0	0.0	0	0.0
Drug/Narcotic Violations (Total)	1	0.8	0	0.0
Drug/Narcotic Violations	1	0.8	0	0.0
Drug/Narcotic Equipment Violations	0	0.0	0	0.0

GROUP A OFFENSES	Offense	Rate per 1,000	Cleared	% Cleared
Sex Offenses (Nonforcible) (Total)	0	0.0	0	0.0
Incest	0	0.0	0	0.0
Statutory Rape	0	0.0	0	0.0
Pornography/Obscene Material	0	0.0	0	0.0
Gambling Offenses (Total)	0	0.0	0	0.0
Gambling - Betting/Wagering	0	0.0	0	0.0
Gambling - Operating/Promoting	0	0.0	0	0.0
Gambling - Equipment Violations	0	0.0	0	0.0
Gambling - Sports Tampering	0	0.0	0	0.0
Prostitution Offenses (Total)	0	0.0	0	0.0
Prostitution	0	0.0	0	0.0
Prostitution Assisting/Promoting	0	0.0	0	0.0
Purchasing Prostitution	0	0.0	0	0.0
Human Trafficking Offenses (Total)	0	0.0	0	0.0
Commercial Sex Acts	0	0.0	0	0.0
Involuntary Servitude	0	0.0	0	0.0
Bribery	0	0.0	0	0.0
Weapon Law Violations	0	0.0	0	0.0

GROUP B OFFENSES	Offenses	Rate per 1,000
Bad Checks	0	0.0
Curfew/Vagrancy	0	0.0
Disorderly Conduct	0	0.0
DUI	0	0.0
Drunkenness	0	0.0
Family-Non Violent	0	0.0
Liquor Law Violations	0	0.0
Peeping Tom	0	0.0
Trespass	0	0.0
All Other Offenses	0	0.0

2015 Fall Term Campus Population	
Undergraduate Enrollment	943
Graduate Enrollment	5
Staff Personnel	88
Faculty Personnel	56
Security Personnel	8
Total Campus Population	1,100



Maryville College - 2015

GROUP A OFFENSES	Offense	Rate per 1,000	Cleared	% Cleared
Homicide Offenses (Total)	0	0.0	0	0.0
Murder	0	0.0	0	0.0
Negligent Manslaughter	0	0.0	0	0.0
Kidnapping/Abduction	0	0.0	0	0.0
Sex Offenses (Forcible) (Total)	0	0.0	0	0.0
Forcible Rape	0	0.0	0	0.0
Forcible Sodomy	0	0.0	0	0.0
Sexual Assault W/Object	0	0.0	0	0.0
Forcible Fondling	0	0.0	0	0.0
Robbery	0	0.0	0	0.0
Assault Offenses (Total)	1	0.6	0	0.0
Aggravated Assault	0	0.0	0	0.0
Simple Assault	1	0.6	0	0.0
Intimidation	0	0.0	0	0.0
Stalking	0	0.0	0	0.0
Arson	0	0.0	0	0.0
Extortion/Blackmail	0	0.0	0	0.0
Burglary	0	0.0	0	0.0
Larceny/Theft Offenses (Total)	7	4.5	0	0.0
Theft - Pocket-picking	0	0.0	0	0.0
Theft - Purse Snatching	0	0.0	0	0.0
Theft - Shoplifting	0	0.0	0	0.0
Theft From Building	6	3.9	0	0.0
Theft From Coin Machine	0	0.0	0	0.0
Theft From Motor Vehicle	1	0.6	0	0.0
Theft of Motor Vehicle Parts	0	0.0	0	0.0
Theft - All Other Larceny	0	0.0	0	0.0
Motor Vehicle Theft	1	0.6	0	0.0
Counterfeiting/Forgery	0	0.0	0	0.0
Fraud Offenses (Total)	0	0.0	0	0.0
Fraud - False Pretenses	0	0.0	0	0.0
Fraud - Credit Card/ATM	0	0.0	0	0.0
Fraud - Impersonation	0	0.0	0	0.0
Fraud - Welfare	0	0.0	0	0.0
Fraud - Wire	0	0.0	0	0.0
Embezzlement	0	0.0	0	0.0
Stolen Property Offenses	0	0.0	0	0.0
Destruction/Damage/Vandalism	7	4.5	1	14.3
Drug/Narcotic Violations (Total)	12	7.8	7	58.3
Drug/Narcotic Violations	9	5.8	4	44.4
Drug/Narcotic Equipment Violations	3	1.9	3	100.0

GROUP A OFFENSES	Offense	Rate per 1,000	Cleared	% Cleared
Sex Offenses (Nonforcible) (Total)	0	0.0	0	0.0
Incest	0	0.0	0	0.0
Statutory Rape	0	0.0	0	0.0
Pornography/Obscene Material	0	0.0	0	0.0
Gambling Offenses (Total)	0	0.0	0	0.0
Gambling - Betting/Wagering	0	0.0	0	0.0
Gambling - Operating/Promoting	0	0.0	0	0.0
Gambling - Equipment Violations	0	0.0	0	0.0
Gambling - Sports Tampering	0	0.0	0	0.0
Prostitution Offenses (Total)	0	0.0	0	0.0
Prostitution	0	0.0	0	0.0
Prostitution Assisting/Promoting	0	0.0	0	0.0
Purchasing Prostitution	0	0.0	0	0.0
Human Trafficking Offenses (Total)	0	0.0	0	0.0
Commercial Sex Acts	0	0.0	0	0.0
Involuntary Servitude	0	0.0	0	0.0
Bribery	0	0.0	0	0.0
Weapon Law Violations	2	1.3	1	50.0

GROUP B OFFENSES	Offenses	Rate per 1,000
Bad Checks	0	0.0
Curfew/Vagrancy	0	0.0
Disorderly Conduct	0	0.0
DUI	0	0.0
Drunkenness	2	1.3
Family-Non Violent	0	0.0
Liquor Law Violations	12	7.8
Peeping Tom	0	0.0
Trespass	0	0.0
All Other Offenses	0	0.0

2015 Fall Term Campus Population	
Undergraduate Enrollment	1,201
Graduate Enrollment	0
Staff Personnel	253
Faculty Personnel	108
Security Personnel	6
Total Campus Population	1,568



Meharry Medical College - 2015

GROUP A OFFENSES	Offense	Rate per 1,000	Cleared	% Cleared
Homicide Offenses (Total)	0	0.0	0	0.0
Murder	0	0.0	0	0.0
Negligent Manslaughter	0	0.0	0	0.0
Kidnapping/Abduction	0	0.0	0	0.0
Sex Offenses (Forcible) (Total)	0	0.0	0	0.0
Forcible Rape	0	0.0	0	0.0
Forcible Sodomy	0	0.0	0	0.0
Sexual Assault W/Object	0	0.0	0	0.0
Forcible Fondling	0	0.0	0	0.0
Robbery	0	0.0	0	0.0
Assault Offenses (Total)	0	0.0	0	0.0
Aggravated Assault	0	0.0	0	0.0
Simple Assault	0	0.0	0	0.0
Intimidation	0	0.0	0	0.0
Stalking	0	0.0	0	0.0
Arson	0	0.0	0	0.0
Extortion/Blackmail	0	0.0	0	0.0
Burglary	1	0.6	1	100.0
Larceny/Theft Offenses (Total)	2	1.2	0	0.0
Theft - Pocket-picking	0	0.0	0	0.0
Theft - Purse Snatching	0	0.0	0	0.0
Theft - Shoplifting	0	0.0	0	0.0
Theft From Building	2	1.2	0	0.0
Theft From Coin Machine	0	0.0	0	0.0
Theft From Motor Vehicle	0	0.0	0	0.0
Theft of Motor Vehicle Parts	0	0.0	0	0.0
Theft - All Other Larceny	0	0.0	0	0.0
Motor Vehicle Theft	0	0.0	0	0.0
Counterfeiting/Forgery	0	0.0	0	0.0
Fraud Offenses (Total)	0	0.0	0	0.0
Fraud - False Pretenses	0	0.0	0	0.0
Fraud - Credit Card/ATM	0	0.0	0	0.0
Fraud - Impersonation	0	0.0	0	0.0
Fraud - Welfare	0	0.0	0	0.0
Fraud - Wire	0	0.0	0	0.0
Embezzlement	0	0.0	0	0.0
Stolen Property Offenses	0	0.0	0	0.0
Destruction/Damage/Vandalism	0	0.0	0	0.0
Drug/Narcotic Violations (Total)	0	0.0	0	0.0
Drug/Narcotic Violations	0	0.0	0	0.0
Drug/Narcotic Equipment Violations	0	0.0	0	0.0

GROUP A OFFENSES	Offense	Rate per 1,000	Cleared	% Cleared
Sex Offenses (Nonforcible) (Total)	0	0.0	0	0.0
Incest	0	0.0	0	0.0
Statutory Rape	0	0.0	0	0.0
Pornography/Obscene Material	0	0.0	0	0.0
Gambling Offenses (Total)	0	0.0	0	0.0
Gambling - Betting/Wagering	0	0.0	0	0.0
Gambling - Operating/Promoting	0	0.0	0	0.0
Gambling - Equipment Violations	0	0.0	0	0.0
Gambling - Sports Tampering	0	0.0	0	0.0
Prostitution Offenses (Total)	0	0.0	0	0.0
Prostitution	0	0.0	0	0.0
Prostitution Assisting/Promoting	0	0.0	0	0.0
Purchasing Prostitution	0	0.0	0	0.0
Human Trafficking Offenses (Total)	0	0.0	0	0.0
Commercial Sex Acts	0	0.0	0	0.0
Involuntary Servitude	0	0.0	0	0.0
Bribery	0	0.0	0	0.0
Weapon Law Violations	0	0.0	0	0.0

GROUP B OFFENSES	Offenses	Rate per 1,000
Bad Checks	0	0.0
Curfew/Vagrancy	0	0.0
Disorderly Conduct	0	0.0
DUI	0	0.0
Drunkenness	0	0.0
Family-Non Violent	0	0.0
Liquor Law Violations	0	0.0
Peeping Tom	0	0.0
Trespass	0	0.0
All Other Offenses	0	0.0

2015 Fall Term Campus Population	
Undergraduate Enrollment	0
Graduate Enrollment	802
Staff Personnel	647
Faculty Personnel	198
Security Personnel	25
Total Campus Population	1,672



Memphis College of Art - 2015

GROUP A OFFENSES	Offense	Rate per 1,000	Cleared	% Cleared
Homicide Offenses (Total)	0	0.0	0	0.0
Murder	0	0.0	0	0.0
Negligent Manslaughter	0	0.0	0	0.0
Kidnapping/Abduction	0	0.0	0	0.0
Sex Offenses (Forcible) (Total)	1	1.8	0	0.0
Forcible Rape	0	0.0	0	0.0
Forcible Sodomy	0	0.0	0	0.0
Sexual Assault W/Object	0	0.0	0	0.0
Forcible Fondling	1	1.8	0	0.0
Robbery	0	0.0	0	0.0
Assault Offenses (Total)	5	9.0	0	0.0
Aggravated Assault	0	0.0	0	0.0
Simple Assault	1	1.8	0	0.0
Intimidation	4	7.2	0	0.0
Stalking	0	0.0	0	0.0
Arson	0	0.0	0	0.0
Extortion/Blackmail	0	0.0	0	0.0
Burglary	1	1.8	0	0.0
Larceny/Theft Offenses (Total)	10	18.0	0	0.0
Theft - Pocket-picking	0	0.0	0	0.0
Theft - Purse Snatching	0	0.0	0	0.0
Theft - Shoplifting	0	0.0	0	0.0
Theft From Building	5	9.0	0	0.0
Theft From Coin Machine	0	0.0	0	0.0
Theft From Motor Vehicle	2	3.6	0	0.0
Theft of Motor Vehicle Parts	1	1.8	0	0.0
Theft - All Other Larceny	2	3.6	0	0.0
Motor Vehicle Theft	0	0.0	0	0.0
Counterfeiting/Forgery	0	0.0	0	0.0
Fraud Offenses (Total)	0	0.0	0	0.0
Fraud - False Pretenses	0	0.0	0	0.0
Fraud - Credit Card/ATM	0	0.0	0	0.0
Fraud - Impersonation	0	0.0	0	0.0
Fraud - Welfare	0	0.0	0	0.0
Fraud - Wire	0	0.0	0	0.0
Embezzlement	0	0.0	0	0.0
Stolen Property Offenses	0	0.0	0	0.0
Destruction/Damage/Vandalism	4	7.2	0	0.0
Drug/Narcotic Violations (Total)	2	3.6	1	50.0
Drug/Narcotic Violations	1	1.8	1	100.0
Drug/Narcotic Equipment Violations	1	1.8	0	0.0

GROUP A OFFENSES	Offense	Rate per 1,000	Cleared	% Cleared
Sex Offenses (Nonforcible) (Total)	0	0.0	0	0.0
Incest	0	0.0	0	0.0
Statutory Rape	0	0.0	0	0.0
Pornography/Obscene Material	0	0.0	0	0.0
Gambling Offenses (Total)	0	0.0	0	0.0
Gambling - Betting/Wagering	0	0.0	0	0.0
Gambling - Operating/Promoting	0	0.0	0	0.0
Gambling - Equipment Violations	0	0.0	0	0.0
Gambling - Sports Tampering	0	0.0	0	0.0
Prostitution Offenses (Total)	0	0.0	0	0.0
Prostitution	0	0.0	0	0.0
Prostitution Assisting/Promoting	0	0.0	0	0.0
Purchasing Prostitution	0	0.0	0	0.0
Human Trafficking Offenses (Total)	0	0.0	0	0.0
Commercial Sex Acts	0	0.0	0	0.0
Involuntary Servitude	0	0.0	0	0.0
Bribery	0	0.0	0	0.0
Weapon Law Violations	0	0.0	0	0.0

GROUP B OFFENSES	Offenses	Rate per 1,000
Bad Checks	0	0.0
Curfew/Vagrancy	0	0.0
Disorderly Conduct	0	0.0
DUI	0	0.0
Drunkenness	0	0.0
Family-Non Violent	0	0.0
Liquor Law Violations	0	0.0
Peeping Tom	0	0.0
Trespass	0	0.0
All Other Offenses	0	0.0

2015 Fall Term Campus Population	
Undergraduate Enrollment	358
Graduate Enrollment	52
Staff Personnel	59
Faculty Personnel	26
Security Personnel	19
Total Campus Population	514



Middle Tennessee State University - 2015

GROUP A OFFENSES	Offense	Rate per 1,000	Cleared	% Cleared
Homicide Offenses (Total)	0	0.0	0	0.0
Murder	0	0.0	0	0.0
Negligent Manslaughter	0	0.0	0	0.0
Kidnapping/Abduction	0	0.0	0	0.0
Sex Offenses (Forcible) (Total)	7	0.3	3	42.9
Forcible Rape	3	0.1	3	100.0
Forcible Sodomy	0	0.0	0	0.0
Sexual Assault W/Object	0	0.0	0	0.0
Forcible Fondling	4	0.2	0	0.0
Robbery	3	0.1	2	66.7
Assault Offenses (Total)	49	2.3	25	51.0
Aggravated Assault	3	0.1	3	100.0
Simple Assault	29	1.4	14	48.3
Intimidation	13	0.6	7	53.8
Stalking	4	0.2	1	25.0
Arson	0	0.0	0	0.0
Extortion/Blackmail	0	0.0	0	0.0
Burglary	19	0.9	1	5.3
Larceny/Theft Offenses (Total)	147	6.9	4	2.7
Theft - Pocket-picking	0	0.0	0	0.0
Theft - Purse Snatching	0	0.0	0	0.0
Theft - Shoplifting	2	0.1	0	0.0
Theft From Building	49	2.3	1	2.0
Theft From Coin Machine	0	0.0	0	0.0
Theft From Motor Vehicle	20	0.9	0	0.0
Theft of Motor Vehicle Parts	8	0.4	0	0.0
Theft - All Other Larceny	68	3.2	3	4.4
Motor Vehicle Theft	0	0.0	0	0.0
Counterfeiting/Forgery	4	0.2	1	25.0
Fraud Offenses (Total)	25	1.2	11	44.0
Fraud - False Pretenses	4	0.2	2	50.0
Fraud - Credit Card/ATM	15	0.7	8	53.3
Fraud - Impersonation	1	0.0	1	100.0
Fraud - Welfare	0	0.0	0	0.0
Fraud - Wire	5	0.2	0	0.0
Embezzlement	0	0.0	0	0.0
Stolen Property Offenses	0	0.0	0	0.0
Destruction/Damage/Vandalism	42	2.0	4	9.5
Drug/Narcotic Violations (Total)	68	3.2	65	95.6
Drug/Narcotic Violations	38	1.8	37	97.4
Drug/Narcotic Equipment Violations	30	1.4	28	93.3

GROUP A OFFENSES	Offense	Rate per 1,000	Cleared	% Cleared
Sex Offenses (Nonforcible) (Total)	0	0.0	0	0.0
Incest	0	0.0	0	0.0
Statutory Rape	0	0.0	0	0.0
Pornography/Obscene Material	0	0.0	0	0.0
Gambling Offenses (Total)	0	0.0	0	0.0
Gambling - Betting/Wagering	0	0.0	0	0.0
Gambling - Operating/Promoting	0	0.0	0	0.0
Gambling - Equipment Violations	0	0.0	0	0.0
Gambling - Sports Tampering	0	0.0	0	0.0
Prostitution Offenses (Total)	1	0.0	1	100.0
Prostitution	0	0.0	0	0.0
Prostitution Assisting/Promoting	0	0.0	0	0.0
Purchasing Prostitution	1	0.0	1	100.0
Human Trafficking Offenses (Total)	0	0.0	0	0.0
Commercial Sex Acts	0	0.0	0	0.0
Involuntary Servitude	0	0.0	0	0.0
Bribery	0	0.0	0	0.0
Weapon Law Violations	4	0.2	2	50.0

GROUP B OFFENSES	Offenses	Rate per 1,000
Bad Checks	0	0.0
Curfew/Vagrancy	0	0.0
Disorderly Conduct	3	0.1
DUI	32	1.5
Drunkenness	7	0.3
Family-Non Violent	0	0.0
Liquor Law Violations	13	0.6
Peeping Tom	0	0.0
Trespass	31	1.5
All Other Offenses	8	0.4

2015 Fall Term Campus Population	
Undergraduate Enrollment	16,965
Graduate Enrollment	1,330
Staff Personnel	1,238
Faculty Personnel	1,286
Security Personnel	47
Total Campus Population	20,866



Milligan College - 2015

GROUP A OFFENSES	Offense	Rate per 1,000	Cleared	% Cleared
Homicide Offenses (Total)	0	0.0	0	0.0
Murder	0	0.0	0	0.0
Negligent Manslaughter	0	0.0	0	0.0
Kidnapping/Abduction	0	0.0	0	0.0
Sex Offenses (Forcible) (Total)	0	0.0	0	0.0
Forcible Rape	0	0.0	0	0.0
Forcible Sodomy	0	0.0	0	0.0
Sexual Assault W/Object	0	0.0	0	0.0
Forcible Fondling	0	0.0	0	0.0
Robbery	0	0.0	0	0.0
Assault Offenses (Total)	0	0.0	0	0.0
Aggravated Assault	0	0.0	0	0.0
Simple Assault	0	0.0	0	0.0
Intimidation	0	0.0	0	0.0
Stalking	0	0.0	0	0.0
Arson	1	0.7	0	0.0
Extortion/Blackmail	0	0.0	0	0.0
Burglary	1	0.7	0	0.0
Larceny/Theft Offenses (Total)	1	0.7	0	0.0
Theft - Pocket-picking	0	0.0	0	0.0
Theft - Purse Snatching	0	0.0	0	0.0
Theft - Shoplifting	0	0.0	0	0.0
Theft From Building	0	0.0	0	0.0
Theft From Coin Machine	0	0.0	0	0.0
Theft From Motor Vehicle	1	0.7	0	0.0
Theft of Motor Vehicle Parts	0	0.0	0	0.0
Theft - All Other Larceny	0	0.0	0	0.0
Motor Vehicle Theft	0	0.0	0	0.0
Counterfeiting/Forgery	0	0.0	0	0.0
Fraud Offenses (Total)	0	0.0	0	0.0
Fraud - False Pretenses	0	0.0	0	0.0
Fraud - Credit Card/ATM	0	0.0	0	0.0
Fraud - Impersonation	0	0.0	0	0.0
Fraud - Welfare	0	0.0	0	0.0
Fraud - Wire	0	0.0	0	0.0
Embezzlement	0	0.0	0	0.0
Stolen Property Offenses	0	0.0	0	0.0
Destruction/Damage/Vandalism	5	3.6	0	0.0
Drug/Narcotic Violations (Total)	0	0.0	0	0.0
Drug/Narcotic Violations	0	0.0	0	0.0
Drug/Narcotic Equipment Violations	0	0.0	0	0.0

GROUP A OFFENSES	Offense	Rate per 1,000	Cleared	% Cleared
Sex Offenses (Nonforcible) (Total)	0	0.0	0	0.0
Incest	0	0.0	0	0.0
Statutory Rape	0	0.0	0	0.0
Pornography/Obscene Material	0	0.0	0	0.0
Gambling Offenses (Total)	0	0.0	0	0.0
Gambling - Betting/Wagering	0	0.0	0	0.0
Gambling - Operating/Promoting	0	0.0	0	0.0
Gambling - Equipment Violations	0	0.0	0	0.0
Gambling - Sports Tampering	0	0.0	0	0.0
Prostitution Offenses (Total)	0	0.0	0	0.0
Prostitution	0	0.0	0	0.0
Prostitution Assisting/Promoting	0	0.0	0	0.0
Purchasing Prostitution	0	0.0	0	0.0
Human Trafficking Offenses (Total)	0	0.0	0	0.0
Commercial Sex Acts	0	0.0	0	0.0
Involuntary Servitude	0	0.0	0	0.0
Bribery	0	0.0	0	0.0
Weapon Law Violations	0	0.0	0	0.0

GROUP B OFFENSES	Offenses	Rate per 1,000
Bad Checks	0	0.0
Curfew/Vagrancy	0	0.0
Disorderly Conduct	0	0.0
DUI	0	0.0
Drunkenness	0	0.0
Family-Non Violent	0	0.0
Liquor Law Violations	4	2.9
Peeping Tom	0	0.0
Trespass	0	0.0
All Other Offenses	0	0.0

2015 Fall Term Campus Population	
Undergraduate Enrollment	1,014
Graduate Enrollment	186
Staff Personnel	130
Faculty Personnel	146
Security Personnel	5
Total Campus Population	1,481



Motlow State Community College - 2015

GROUP A OFFENSES	Offense	Rate per 1,000	Cleared	% Cleared
Homicide Offenses (Total)	0	0.0	0	0.0
Murder	0	0.0	0	0.0
Negligent Manslaughter	0	0.0	0	0.0
Kidnapping/Abduction	0	0.0	0	0.0
Sex Offenses (Forcible) (Total)	0	0.0	0	0.0
Forcible Rape	0	0.0	0	0.0
Forcible Sodomy	0	0.0	0	0.0
Sexual Assault W/Object	0	0.0	0	0.0
Forcible Fondling	0	0.0	0	0.0
Robbery	0	0.0	0	0.0
Assault Offenses (Total)	0	0.0	0	0.0
Aggravated Assault	0	0.0	0	0.0
Simple Assault	0	0.0	0	0.0
Intimidation	0	0.0	0	0.0
Stalking	0	0.0	0	0.0
Arson	0	0.0	0	0.0
Extortion/Blackmail	0	0.0	0	0.0
Burglary	0	0.0	0	0.0
Larceny/Theft Offenses (Total)	0	0.0	0	0.0
Theft - Pocket-picking	0	0.0	0	0.0
Theft - Purse Snatching	0	0.0	0	0.0
Theft - Shoplifting	0	0.0	0	0.0
Theft From Building	0	0.0	0	0.0
Theft From Coin Machine	0	0.0	0	0.0
Theft From Motor Vehicle	0	0.0	0	0.0
Theft of Motor Vehicle Parts	0	0.0	0	0.0
Theft - All Other Larceny	0	0.0	0	0.0
Motor Vehicle Theft	0	0.0	0	0.0
Counterfeiting/Forgery	0	0.0	0	0.0
Fraud Offenses (Total)	0	0.0	0	0.0
Fraud - False Pretenses	0	0.0	0	0.0
Fraud - Credit Card/ATM	0	0.0	0	0.0
Fraud - Impersonation	0	0.0	0	0.0
Fraud - Welfare	0	0.0	0	0.0
Fraud - Wire	0	0.0	0	0.0
Embezzlement	0	0.0	0	0.0
Stolen Property Offenses	0	0.0	0	0.0
Destruction/Damage/Vandalism	0	0.0	0	0.0
Drug/Narcotic Violations (Total)	0	0.0	0	0.0
Drug/Narcotic Violations	0	0.0	0	0.0
Drug/Narcotic Equipment Violations	0	0.0	0	0.0

GROUP A OFFENSES	Offense	Rate per 1,000	Cleared	% Cleared
Sex Offenses (Nonforcible) (Total)	0	0.0	0	0.0
Incest	0	0.0	0	0.0
Statutory Rape	0	0.0	0	0.0
Pornography/Obscene Material	0	0.0	0	0.0
Gambling Offenses (Total)	0	0.0	0	0.0
Gambling - Betting/Wagering	0	0.0	0	0.0
Gambling - Operating/Promoting	0	0.0	0	0.0
Gambling - Equipment Violations	0	0.0	0	0.0
Gambling - Sports Tampering	0	0.0	0	0.0
Prostitution Offenses (Total)	0	0.0	0	0.0
Prostitution	0	0.0	0	0.0
Prostitution Assisting/Promoting	0	0.0	0	0.0
Purchasing Prostitution	0	0.0	0	0.0
Human Trafficking Offenses (Total)	0	0.0	0	0.0
Commercial Sex Acts	0	0.0	0	0.0
Involuntary Servitude	0	0.0	0	0.0
Bribery	0	0.0	0	0.0
Weapon Law Violations	0	0.0	0	0.0

GROUP B OFFENSES	Offenses	Rate per 1,000
Bad Checks	0	0.0
Curfew/Vagrancy	0	0.0
Disorderly Conduct	0	0.0
DUI	0	0.0
Drunkenness	0	0.0
Family-Non Violent	0	0.0
Liquor Law Violations	0	0.0
Peeping Tom	0	0.0
Trespass	0	0.0
All Other Offenses	0	0.0

2015 Fall Term Campus Population	
Undergraduate Enrollment	3,541
Graduate Enrollment	0
Staff Personnel	149
Faculty Personnel	262
Security Personnel	1
Total Campus Population	3,953



Nashville State Community College - 2015

GROUP A OFFENSES	Offense	Rate per 1,000	Cleared	% Cleared
Homicide Offenses (Total)	0	0.0	0	0.0
Murder	0	0.0	0	0.0
Negligent Manslaughter	0	0.0	0	0.0
Kidnapping/Abduction	0	0.0	0	0.0
Sex Offenses (Forcible) (Total)	0	0.0	0	0.0
Forcible Rape	0	0.0	0	0.0
Forcible Sodomy	0	0.0	0	0.0
Sexual Assault W/Object	0	0.0	0	0.0
Forcible Fondling	0	0.0	0	0.0
Robbery	0	0.0	0	0.0
Assault Offenses (Total)	0	0.0	0	0.0
Aggravated Assault	0	0.0	0	0.0
Simple Assault	0	0.0	0	0.0
Intimidation	0	0.0	0	0.0
Stalking	0	0.0	0	0.0
Arson	0	0.0	0	0.0
Extortion/Blackmail	0	0.0	0	0.0
Burglary	0	0.0	0	0.0
Larceny/Theft Offenses (Total)	10	1.6	2	20.0
Theft - Pocket-picking	0	0.0	0	0.0
Theft - Purse Snatching	0	0.0	0	0.0
Theft - Shoplifting	0	0.0	0	0.0
Theft From Building	9	1.5	2	22.2
Theft From Coin Machine	0	0.0	0	0.0
Theft From Motor Vehicle	0	0.0	0	0.0
Theft of Motor Vehicle Parts	0	0.0	0	0.0
Theft - All Other Larceny	1	0.2	0	0.0
Motor Vehicle Theft	0	0.0	0	0.0
Counterfeiting/Forgery	0	0.0	0	0.0
Fraud Offenses (Total)	1	0.2	0	0.0
Fraud - False Pretenses	0	0.0	0	0.0
Fraud - Credit Card/ATM	1	0.2	0	0.0
Fraud - Impersonation	0	0.0	0	0.0
Fraud - Welfare	0	0.0	0	0.0
Fraud - Wire	0	0.0	0	0.0
Embezzlement	0	0.0	0	0.0
Stolen Property Offenses	0	0.0	0	0.0
Destruction/Damage/Vandalism	1	0.2	0	0.0
Drug/Narcotic Violations (Total)	0	0.0	0	0.0
Drug/Narcotic Violations	0	0.0	0	0.0
Drug/Narcotic Equipment Violations	0	0.0	0	0.0

GROUP A OFFENSES	Offense	Rate per 1,000	Cleared	% Cleared
Sex Offenses (Nonforcible) (Total)	0	0.0	0	0.0
Incest	0	0.0	0	0.0
Statutory Rape	0	0.0	0	0.0
Pornography/Obscene Material	0	0.0	0	0.0
Gambling Offenses (Total)	0	0.0	0	0.0
Gambling - Betting/Wagering	0	0.0	0	0.0
Gambling - Operating/Promoting	0	0.0	0	0.0
Gambling - Equipment Violations	0	0.0	0	0.0
Gambling - Sports Tampering	0	0.0	0	0.0
Prostitution Offenses (Total)	0	0.0	0	0.0
Prostitution	0	0.0	0	0.0
Prostitution Assisting/Promoting	0	0.0	0	0.0
Purchasing Prostitution	0	0.0	0	0.0
Human Trafficking Offenses (Total)	0	0.0	0	0.0
Commercial Sex Acts	0	0.0	0	0.0
Involuntary Servitude	0	0.0	0	0.0
Bribery	0	0.0	0	0.0
Weapon Law Violations	0	0.0	0	0.0

GROUP B OFFENSES	Offenses	Rate per 1,000
Bad Checks	0	0.0
Curfew/Vagrancy	0	0.0
Disorderly Conduct	0	0.0
DUI	0	0.0
Drunkenness	0	0.0
Family-Non Violent	0	0.0
Liquor Law Violations	0	0.0
Peeping Tom	0	0.0
Trespass	0	0.0
All Other Offenses	1	0.2

2015 Fall Term Campus Population	
Undergraduate Enrollment	6,204
Graduate Enrollment	0
Staff Personnel	246
Faculty Personnel	182
Security Personnel	22
Total Campus Population	6,654



Northeast State Community College - 2015

GROUP A OFFENSES	Offense	Rate per 1,000	Cleared	% Cleared
Homicide Offenses (Total)	0	0.0	0	0.0
Murder	0	0.0	0	0.0
Negligent Manslaughter	0	0.0	0	0.0
Kidnapping/Abduction	0	0.0	0	0.0
Sex Offenses (Forcible) (Total)	0	0.0	0	0.0
Forcible Rape	0	0.0	0	0.0
Forcible Sodomy	0	0.0	0	0.0
Sexual Assault W/Object	0	0.0	0	0.0
Forcible Fondling	0	0.0	0	0.0
Robbery	0	0.0	0	0.0
Assault Offenses (Total)	4	0.9	2	50.0
Aggravated Assault	0	0.0	0	0.0
Simple Assault	4	0.9	2	50.0
Intimidation	0	0.0	0	0.0
Stalking	0	0.0	0	0.0
Arson	0	0.0	0	0.0
Extortion/Blackmail	0	0.0	0	0.0
Burglary	0	0.0	0	0.0
Larceny/Theft Offenses (Total)	4	0.9	0	0.0
Theft - Pocket-picking	0	0.0	0	0.0
Theft - Purse Snatching	0	0.0	0	0.0
Theft - Shoplifting	0	0.0	0	0.0
Theft From Building	4	0.9	0	0.0
Theft From Coin Machine	0	0.0	0	0.0
Theft From Motor Vehicle	0	0.0	0	0.0
Theft of Motor Vehicle Parts	0	0.0	0	0.0
Theft - All Other Larceny	0	0.0	0	0.0
Motor Vehicle Theft	0	0.0	0	0.0
Counterfeiting/Forgery	0	0.0	0	0.0
Fraud Offenses (Total)	0	0.0	0	0.0
Fraud - False Pretenses	0	0.0	0	0.0
Fraud - Credit Card/ATM	0	0.0	0	0.0
Fraud - Impersonation	0	0.0	0	0.0
Fraud - Welfare	0	0.0	0	0.0
Fraud - Wire	0	0.0	0	0.0
Embezzlement	0	0.0	0	0.0
Stolen Property Offenses	0	0.0	0	0.0
Destruction/Damage/Vandalism	5	1.1	3	60.0
Drug/Narcotic Violations (Total)	1	0.2	1	100.0
Drug/Narcotic Violations	1	0.2	1	100.0
Drug/Narcotic Equipment Violations	0	0.0	0	0.0

GROUP A OFFENSES	Offense	Rate per 1,000	Cleared	% Cleared
Sex Offenses (Nonforcible) (Total)	0	0.0	0	0.0
Incest	0	0.0	0	0.0
Statutory Rape	0	0.0	0	0.0
Pornography/Obscene Material	0	0.0	0	0.0
Gambling Offenses (Total)	0	0.0	0	0.0
Gambling - Betting/Wagering	0	0.0	0	0.0
Gambling - Operating/Promoting	0	0.0	0	0.0
Gambling - Equipment Violations	0	0.0	0	0.0
Gambling - Sports Tampering	0	0.0	0	0.0
Prostitution Offenses (Total)	0	0.0	0	0.0
Prostitution	0	0.0	0	0.0
Prostitution Assisting/Promoting	0	0.0	0	0.0
Purchasing Prostitution	0	0.0	0	0.0
Human Trafficking Offenses (Total)	0	0.0	0	0.0
Commercial Sex Acts	0	0.0	0	0.0
Involuntary Servitude	0	0.0	0	0.0
Bribery	0	0.0	0	0.0
Weapon Law Violations	1	0.2	0	0.0

GROUP B OFFENSES	Offenses	Rate per 1,000
Bad Checks	0	0.0
Curfew/Vagrancy	0	0.0
Disorderly Conduct	0	0.0
DUI	0	0.0
Drunkenness	1	0.2
Family-Non Violent	0	0.0
Liquor Law Violations	0	0.0
Peeping Tom	0	0.0
Trespass	0	0.0
All Other Offenses	0	0.0

2015 Fall Term Campus Population	
Undergraduate Enrollment	4,197
Graduate Enrollment	0
Staff Personnel	273
Faculty Personnel	133
Security Personnel	8
Total Campus Population	4,611



Pellissippi State Community College - 2015

GROUP A OFFENSES	Offense	Rate per 1,000	Cleared	% Cleared
Homicide Offenses (Total)	0	0.0	0	0.0
Murder	0	0.0	0	0.0
Negligent Manslaughter	0	0.0	0	0.0
Kidnapping/Abduction	0	0.0	0	0.0
Sex Offenses (Forcible) (Total)	0	0.0	0	0.0
Forcible Rape	0	0.0	0	0.0
Forcible Sodomy	0	0.0	0	0.0
Sexual Assault W/Object	0	0.0	0	0.0
Forcible Fondling	0	0.0	0	0.0
Robbery	0	0.0	0	0.0
Assault Offenses (Total)	6	0.6	0	0.0
Aggravated Assault	0	0.0	0	0.0
Simple Assault	3	0.3	0	0.0
Intimidation	3	0.3	0	0.0
Stalking	0	0.0	0	0.0
Arson	0	0.0	0	0.0
Extortion/Blackmail	0	0.0	0	0.0
Burglary	2	0.2	0	0.0
Larceny/Theft Offenses (Total)	25	2.6	0	0.0
Theft - Pocket-picking	0	0.0	0	0.0
Theft - Purse Snatching	0	0.0	0	0.0
Theft - Shoplifting	3	0.3	0	0.0
Theft From Building	17	1.8	0	0.0
Theft From Coin Machine	1	0.1	0	0.0
Theft From Motor Vehicle	0	0.0	0	0.0
Theft of Motor Vehicle Parts	1	0.1	0	0.0
Theft - All Other Larceny	3	0.3	0	0.0
Motor Vehicle Theft	0	0.0	0	0.0
Counterfeiting/Forgery	0	0.0	0	0.0
Fraud Offenses (Total)	0	0.0	0	0.0
Fraud - False Pretenses	0	0.0	0	0.0
Fraud - Credit Card/ATM	0	0.0	0	0.0
Fraud - Impersonation	0	0.0	0	0.0
Fraud - Welfare	0	0.0	0	0.0
Fraud - Wire	0	0.0	0	0.0
Embezzlement	0	0.0	0	0.0
Stolen Property Offenses	0	0.0	0	0.0
Destruction/Damage/Vandalism	16	1.7	0	0.0
Drug/Narcotic Violations (Total)	0	0.0	0	0.0
Drug/Narcotic Violations	0	0.0	0	0.0
Drug/Narcotic Equipment Violations	0	0.0	0	0.0

GROUP A OFFENSES	Offense	Rate per 1,000	Cleared	% Cleared
Sex Offenses (Nonforcible) (Total)	0	0.0	0	0.0
Incest	0	0.0	0	0.0
Statutory Rape	0	0.0	0	0.0
Pornography/Obscene Material	0	0.0	0	0.0
Gambling Offenses (Total)	0	0.0	0	0.0
Gambling - Betting/Wagering	0	0.0	0	0.0
Gambling - Operating/Promoting	0	0.0	0	0.0
Gambling - Equipment Violations	0	0.0	0	0.0
Gambling - Sports Tampering	0	0.0	0	0.0
Prostitution Offenses (Total)	0	0.0	0	0.0
Prostitution	0	0.0	0	0.0
Prostitution Assisting/Promoting	0	0.0	0	0.0
Purchasing Prostitution	0	0.0	0	0.0
Human Trafficking Offenses (Total)	0	0.0	0	0.0
Commercial Sex Acts	0	0.0	0	0.0
Involuntary Servitude	0	0.0	0	0.0
Bribery	0	0.0	0	0.0
Weapon Law Violations	0	0.0	0	0.0

GROUP B OFFENSES	Offenses	Rate per 1,000
Bad Checks	0	0.0
Curfew/Vagrancy	0	0.0
Disorderly Conduct	0	0.0
DUI	0	0.0
Drunkenness	2	0.2
Family-Non Violent	0	0.0
Liquor Law Violations	0	0.0
Peeping Tom	0	0.0
Trespass	0	0.0
All Other Offenses	0	0.0

2015 Fall Term Campus Population	
Undergraduate Enrollment	8,626
Graduate Enrollment	0
Staff Personnel	647
Faculty Personnel	554
Security Personnel	31
Total Campus Population	9,858



Pentecostal Theological Seminary - 2015

GROUP A OFFENSES	Offense	Rate per 1,000	Cleared	% Cleared
Homicide Offenses (Total)	0	0.0	0	0.0
Murder	0	0.0	0	0.0
Negligent Manslaughter	0	0.0	0	0.0
Kidnapping/Abduction	0	0.0	0	0.0
Sex Offenses (Forcible) (Total)	0	0.0	0	0.0
Forcible Rape	0	0.0	0	0.0
Forcible Sodomy	0	0.0	0	0.0
Sexual Assault W/Object	0	0.0	0	0.0
Forcible Fondling	0	0.0	0	0.0
Robbery	0	0.0	0	0.0
Assault Offenses (Total)	0	0.0	0	0.0
Aggravated Assault	0	0.0	0	0.0
Simple Assault	0	0.0	0	0.0
Intimidation	0	0.0	0	0.0
Stalking	0	0.0	0	0.0
Arson	0	0.0	0	0.0
Extortion/Blackmail	0	0.0	0	0.0
Burglary	0	0.0	0	0.0
Larceny/Theft Offenses (Total)	0	0.0	0	0.0
Theft - Pocket-picking	0	0.0	0	0.0
Theft - Purse Snatching	0	0.0	0	0.0
Theft - Shoplifting	0	0.0	0	0.0
Theft From Building	0	0.0	0	0.0
Theft From Coin Machine	0	0.0	0	0.0
Theft From Motor Vehicle	0	0.0	0	0.0
Theft of Motor Vehicle Parts	0	0.0	0	0.0
Theft - All Other Larceny	0	0.0	0	0.0
Motor Vehicle Theft	0	0.0	0	0.0
Counterfeiting/Forgery	0	0.0	0	0.0
Fraud Offenses (Total)	0	0.0	0	0.0
Fraud - False Pretenses	0	0.0	0	0.0
Fraud - Credit Card/ATM	0	0.0	0	0.0
Fraud - Impersonation	0	0.0	0	0.0
Fraud - Welfare	0	0.0	0	0.0
Fraud - Wire	0	0.0	0	0.0
Embezzlement	0	0.0	0	0.0
Stolen Property Offenses	0	0.0	0	0.0
Destruction/Damage/Vandalism	0	0.0	0	0.0
Drug/Narcotic Violations (Total)	0	0.0	0	0.0
Drug/Narcotic Violations	0	0.0	0	0.0
Drug/Narcotic Equipment Violations	0	0.0	0	0.0

GROUP A OFFENSES	Offense	Rate per 1,000	Cleared	% Cleared
Sex Offenses (Nonforcible) (Total)	0	0.0	0	0.0
Incest	0	0.0	0	0.0
Statutory Rape	0	0.0	0	0.0
Pornography/Obscene Material	0	0.0	0	0.0
Gambling Offenses (Total)	0	0.0	0	0.0
Gambling - Betting/Wagering	0	0.0	0	0.0
Gambling - Operating/Promoting	0	0.0	0	0.0
Gambling - Equipment Violations	0	0.0	0	0.0
Gambling - Sports Tampering	0	0.0	0	0.0
Prostitution Offenses (Total)	0	0.0	0	0.0
Prostitution	0	0.0	0	0.0
Prostitution Assisting/Promoting	0	0.0	0	0.0
Purchasing Prostitution	0	0.0	0	0.0
Human Trafficking Offenses (Total)	0	0.0	0	0.0
Commercial Sex Acts	0	0.0	0	0.0
Involuntary Servitude	0	0.0	0	0.0
Bribery	0	0.0	0	0.0
Weapon Law Violations	0	0.0	0	0.0

GROUP B OFFENSES	Offenses	Rate per 1,000
Bad Checks	0	0.0
Curfew/Vagrancy	0	0.0
Disorderly Conduct	0	0.0
DUI	0	0.0
Drunkenness	0	0.0
Family-Non Violent	0	0.0
Liquor Law Violations	0	0.0
Peeping Tom	0	0.0
Trespass	0	0.0
All Other Offenses	0	0.0

2015 Fall Term Campus Population	
Undergraduate Enrollment	0
Graduate Enrollment	230
Staff Personnel	25
Faculty Personnel	9
Security Personnel	3
Total Campus Population	267



Rhodes College - 2015

GROUP A OFFENSES	Offense	Rate per 1,000	Cleared	% Cleared
Homicide Offenses (Total)	0	0.0	0	0.0
Murder	0	0.0	0	0.0
Negligent Manslaughter	0	0.0	0	0.0
Kidnapping/Abduction	0	0.0	0	0.0
Sex Offenses (Forcible) (Total)	21	7.5	13	61.9
Forcible Rape	10	3.6	4	40.0
Forcible Sodomy	0	0.0	0	0.0
Sexual Assault W/Object	0	0.0	0	0.0
Forcible Fondling	11	4.0	9	81.8
Robbery	0	0.0	0	0.0
Assault Offenses (Total)	15	5.4	12	80.0
Aggravated Assault	1	0.4	1	100.0
Simple Assault	10	3.6	10	100.0
Intimidation	3	1.1	0	0.0
Stalking	1	0.4	1	100.0
Arson	0	0.0	0	0.0
Extortion/Blackmail	0	0.0	0	0.0
Burglary	3	1.1	0	0.0
Larceny/Theft Offenses (Total)	31	11.1	3	9.7
Theft - Pocket-picking	0	0.0	0	0.0
Theft - Purse Snatching	0	0.0	0	0.0
Theft - Shoplifting	0	0.0	0	0.0
Theft From Building	22	7.9	2	9.1
Theft From Coin Machine	0	0.0	0	0.0
Theft From Motor Vehicle	3	1.1	0	0.0
Theft of Motor Vehicle Parts	0	0.0	0	0.0
Theft - All Other Larceny	6	2.2	1	16.7
Motor Vehicle Theft	0	0.0	0	0.0
Counterfeiting/Forgery	16	5.7	15	93.8
Fraud Offenses (Total)	0	0.0	0	0.0
Fraud - False Pretenses	0	0.0	0	0.0
Fraud - Credit Card/ATM	0	0.0	0	0.0
Fraud - Impersonation	0	0.0	0	0.0
Fraud - Welfare	0	0.0	0	0.0
Fraud - Wire	0	0.0	0	0.0
Embezzlement	0	0.0	0	0.0
Stolen Property Offenses	0	0.0	0	0.0
Destruction/Damage/Vandalism	10	3.6	4	40.0
Drug/Narcotic Violations (Total)	22	7.9	18	81.8
Drug/Narcotic Violations	12	4.3	10	83.3
Drug/Narcotic Equipment Violations	10	3.6	8	80.0

GROUP A OFFENSES	Offense	Rate per 1,000	Cleared	% Cleared
Sex Offenses (Nonforcible) (Total)	0	0.0	0	0.0
Incest	0	0.0	0	0.0
Statutory Rape	0	0.0	0	0.0
Pornography/Obscene Material	0	0.0	0	0.0
Gambling Offenses (Total)	0	0.0	0	0.0
Gambling - Betting/Wagering	0	0.0	0	0.0
Gambling - Operating/Promoting	0	0.0	0	0.0
Gambling - Equipment Violations	0	0.0	0	0.0
Gambling - Sports Tampering	0	0.0	0	0.0
Prostitution Offenses (Total)	0	0.0	0	0.0
Prostitution	0	0.0	0	0.0
Prostitution Assisting/Promoting	0	0.0	0	0.0
Purchasing Prostitution	0	0.0	0	0.0
Human Trafficking Offenses (Total)	0	0.0	0	0.0
Commercial Sex Acts	0	0.0	0	0.0
Involuntary Servitude	0	0.0	0	0.0
Bribery	0	0.0	0	0.0
Weapon Law Violations	0	0.0	0	0.0

GROUP B OFFENSES	Offenses	Rate per 1,000
Bad Checks	0	0.0
Curfew/Vagrancy	0	0.0
Disorderly Conduct	4	1.4
DUI	1	0.4
Drunkenness	3	1.1
Family-Non Violent	0	0.0
Liquor Law Violations	48	17.2
Peeping Tom	0	0.0
Trespass	5	1.8
All Other Offenses	0	0.0

2015 Fall Term Campus Population	
Undergraduate Enrollment	2,041
Graduate Enrollment	17
Staff Personnel	364
Faculty Personnel	204
Security Personnel	30
Total Campus Population	2,656



Roane State Community College - 2015

GROUP A OFFENSES	Offense	Rate per 1,000	Cleared	% Cleared
Homicide Offenses (Total)	0	0.0	0	0.0
Murder	0	0.0	0	0.0
Negligent Manslaughter	0	0.0	0	0.0
Kidnapping/Abduction	1	0.2	1	100.0
Sex Offenses (Forcible) (Total)	0	0.0	0	0.0
Forcible Rape	0	0.0	0	0.0
Forcible Sodomy	0	0.0	0	0.0
Sexual Assault W/Object	0	0.0	0	0.0
Forcible Fondling	0	0.0	0	0.0
Robbery	0	0.0	0	0.0
Assault Offenses (Total)	0	0.0	0	0.0
Aggravated Assault	0	0.0	0	0.0
Simple Assault	0	0.0	0	0.0
Intimidation	0	0.0	0	0.0
Stalking	0	0.0	0	0.0
Arson	0	0.0	0	0.0
Extortion/Blackmail	0	0.0	0	0.0
Burglary	0	0.0	0	0.0
Larceny/Theft Offenses (Total)	8	1.9	2	25.0
Theft - Pocket-picking	0	0.0	0	0.0
Theft - Purse Snatching	0	0.0	0	0.0
Theft - Shoplifting	0	0.0	0	0.0
Theft From Building	6	1.4	1	16.7
Theft From Coin Machine	0	0.0	0	0.0
Theft From Motor Vehicle	1	0.2	0	0.0
Theft of Motor Vehicle Parts	0	0.0	0	0.0
Theft - All Other Larceny	1	0.2	1	100.0
Motor Vehicle Theft	0	0.0	0	0.0
Counterfeiting/Forgery	0	0.0	0	0.0
Fraud Offenses (Total)	0	0.0	0	0.0
Fraud - False Pretenses	0	0.0	0	0.0
Fraud - Credit Card/ATM	0	0.0	0	0.0
Fraud - Impersonation	0	0.0	0	0.0
Fraud - Welfare	0	0.0	0	0.0
Fraud - Wire	0	0.0	0	0.0
Embezzlement	0	0.0	0	0.0
Stolen Property Offenses	0	0.0	0	0.0
Destruction/Damage/Vandalism	0	0.0	0	0.0
Drug/Narcotic Violations (Total)	0	0.0	0	0.0
Drug/Narcotic Violations	0	0.0	0	0.0
Drug/Narcotic Equipment Violations	0	0.0	0	0.0

GROUP A OFFENSES	Offense	Rate per 1,000	Cleared	% Cleared
Sex Offenses (Nonforcible) (Total)	0	0.0	0	0.0
Incest	0	0.0	0	0.0
Statutory Rape	0	0.0	0	0.0
Pornography/Obscene Material	0	0.0	0	0.0
Gambling Offenses (Total)	0	0.0	0	0.0
Gambling - Betting/Wagering	0	0.0	0	0.0
Gambling - Operating/Promoting	0	0.0	0	0.0
Gambling - Equipment Violations	0	0.0	0	0.0
Gambling - Sports Tampering	0	0.0	0	0.0
Prostitution Offenses (Total)	0	0.0	0	0.0
Prostitution	0	0.0	0	0.0
Prostitution Assisting/Promoting	0	0.0	0	0.0
Purchasing Prostitution	0	0.0	0	0.0
Human Trafficking Offenses (Total)	0	0.0	0	0.0
Commercial Sex Acts	0	0.0	0	0.0
Involuntary Servitude	0	0.0	0	0.0
Bribery	0	0.0	0	0.0
Weapon Law Violations	0	0.0	0	0.0

GROUP B OFFENSES	Offenses	Rate per 1,000
Bad Checks	0	0.0
Curfew/Vagrancy	0	0.0
Disorderly Conduct	1	0.2
DUI	0	0.0
Drunkenness	0	0.0
Family-Non Violent	0	0.0
Liquor Law Violations	0	0.0
Peeping Tom	0	0.0
Trespass	0	0.0
All Other Offenses	0	0.0

2015 Fall Term Campus Population	
Undergraduate Enrollment	3,205
Graduate Enrollment	0
Staff Personnel	377
Faculty Personnel	335
Security Personnel	8
Total Campus Population	3,925



Southern Adventist University - 2015

GROUP A OFFENSES	Offense	Rate per 1,000	Cleared	% Cleared
Homicide Offenses (Total)	0	0.0	0	0.0
Murder	0	0.0	0	0.0
Negligent Manslaughter	0	0.0	0	0.0
Kidnapping/Abduction	0	0.0	0	0.0
Sex Offenses (Forcible) (Total)	3	1.1	0	0.0
Forcible Rape	2	0.7	0	0.0
Forcible Sodomy	0	0.0	0	0.0
Sexual Assault W/Object	0	0.0	0	0.0
Forcible Fondling	1	0.4	0	0.0
Robbery	0	0.0	0	0.0
Assault Offenses (Total)	6	2.1	0	0.0
Aggravated Assault	0	0.0	0	0.0
Simple Assault	2	0.7	0	0.0
Intimidation	3	1.1	0	0.0
Stalking	1	0.4	0	0.0
Arson	0	0.0	0	0.0
Extortion/Blackmail	0	0.0	0	0.0
Burglary	2	0.7	0	0.0
Larceny/Theft Offenses (Total)	30	10.6	0	0.0
Theft - Pocket-picking	0	0.0	0	0.0
Theft - Purse Snatching	0	0.0	0	0.0
Theft - Shoplifting	1	0.4	0	0.0
Theft From Building	22	7.8	0	0.0
Theft From Coin Machine	0	0.0	0	0.0
Theft From Motor Vehicle	2	0.7	0	0.0
Theft of Motor Vehicle Parts	0	0.0	0	0.0
Theft - All Other Larceny	5	1.8	0	0.0
Motor Vehicle Theft	0	0.0	0	0.0
Counterfeiting/Forgery	0	0.0	0	0.0
Fraud Offenses (Total)	1	0.4	0	0.0
Fraud - False Pretenses	1	0.4	0	0.0
Fraud - Credit Card/ATM	0	0.0	0	0.0
Fraud - Impersonation	0	0.0	0	0.0
Fraud - Welfare	0	0.0	0	0.0
Fraud - Wire	0	0.0	0	0.0
Embezzlement	0	0.0	0	0.0
Stolen Property Offenses	0	0.0	0	0.0
Destruction/Damage/Vandalism	4	1.4	1	25.0
Drug/Narcotic Violations (Total)	1	0.4	1	100.0
Drug/Narcotic Violations	1	0.4	1	100.0
Drug/Narcotic Equipment Violations	0	0.0	0	0.0

GROUP A OFFENSES	Offense	Rate per 1,000	Cleared	% Cleared
Sex Offenses (Nonforcible) (Total)	0	0.0	0	0.0
Incest	0	0.0	0	0.0
Statutory Rape	0	0.0	0	0.0
Pornography/Obscene Material	0	0.0	0	0.0
Gambling Offenses (Total)	0	0.0	0	0.0
Gambling - Betting/Wagering	0	0.0	0	0.0
Gambling - Operating/Promoting	0	0.0	0	0.0
Gambling - Equipment Violations	0	0.0	0	0.0
Gambling - Sports Tampering	0	0.0	0	0.0
Prostitution Offenses (Total)	0	0.0	0	0.0
Prostitution	0	0.0	0	0.0
Prostitution Assisting/Promoting	0	0.0	0	0.0
Purchasing Prostitution	0	0.0	0	0.0
Human Trafficking Offenses (Total)	0	0.0	0	0.0
Commercial Sex Acts	0	0.0	0	0.0
Involuntary Servitude	0	0.0	0	0.0
Bribery	0	0.0	0	0.0
Weapon Law Violations	0	0.0	0	0.0

GROUP B OFFENSES	Offenses	Rate per 1,000
Bad Checks	0	0.0
Curfew/Vagrancy	0	0.0
Disorderly Conduct	0	0.0
DUI	0	0.0
Drunkenness	0	0.0
Family-Non Violent	0	0.0
Liquor Law Violations	0	0.0
Peeping Tom	0	0.0
Trespass	0	0.0
All Other Offenses	0	0.0

2015 Fall Term Campus Population	
Undergraduate Enrollment	2,213
Graduate Enrollment	272
Staff Personnel	329
Faculty Personnel	174
Security Personnel	9
Total Campus Population	2,997



Southern College of Optometry - 2015

GROUP A OFFENSES	Offense	Rate per 1,000	Cleared	% Cleared
Homicide Offenses (Total)	0	0.0	0	0.0
Murder	0	0.0	0	0.0
Negligent Manslaughter	0	0.0	0	0.0
Kidnapping/Abduction	0	0.0	0	0.0
Sex Offenses (Forcible) (Total)	0	0.0	0	0.0
Forcible Rape	0	0.0	0	0.0
Forcible Sodomy	0	0.0	0	0.0
Sexual Assault W/Object	0	0.0	0	0.0
Forcible Fondling	0	0.0	0	0.0
Robbery	0	0.0	0	0.0
Assault Offenses (Total)	1	1.4	0	0.0
Aggravated Assault	1	1.4	0	0.0
Simple Assault	0	0.0	0	0.0
Intimidation	0	0.0	0	0.0
Stalking	0	0.0	0	0.0
Arson	0	0.0	0	0.0
Extortion/Blackmail	0	0.0	0	0.0
Burglary	0	0.0	0	0.0
Larceny/Theft Offenses (Total)	5	7.0	2	40.0
Theft - Pocket-picking	0	0.0	0	0.0
Theft - Purse Snatching	0	0.0	0	0.0
Theft - Shoplifting	2	2.8	2	100.0
Theft From Building	0	0.0	0	0.0
Theft From Coin Machine	0	0.0	0	0.0
Theft From Motor Vehicle	3	4.2	0	0.0
Theft of Motor Vehicle Parts	0	0.0	0	0.0
Theft - All Other Larceny	0	0.0	0	0.0
Motor Vehicle Theft	0	0.0	0	0.0
Counterfeiting/Forgery	0	0.0	0	0.0
Fraud Offenses (Total)	0	0.0	0	0.0
Fraud - False Pretenses	0	0.0	0	0.0
Fraud - Credit Card/ATM	0	0.0	0	0.0
Fraud - Impersonation	0	0.0	0	0.0
Fraud - Welfare	0	0.0	0	0.0
Fraud - Wire	0	0.0	0	0.0
Embezzlement	0	0.0	0	0.0
Stolen Property Offenses	0	0.0	0	0.0
Destruction/Damage/Vandalism	0	0.0	0	0.0
Drug/Narcotic Violations (Total)	0	0.0	0	0.0
Drug/Narcotic Violations	0	0.0	0	0.0
Drug/Narcotic Equipment Violations	0	0.0	0	0.0

GROUP A OFFENSES	Offense	Rate per 1,000	Cleared	% Cleared
Sex Offenses (Nonforcible) (Total)	0	0.0	0	0.0
Incest	0	0.0	0	0.0
Statutory Rape	0	0.0	0	0.0
Pornography/Obscene Material	0	0.0	0	0.0
Gambling Offenses (Total)	0	0.0	0	0.0
Gambling - Betting/Wagering	0	0.0	0	0.0
Gambling - Operating/Promoting	0	0.0	0	0.0
Gambling - Equipment Violations	0	0.0	0	0.0
Gambling - Sports Tampering	0	0.0	0	0.0
Prostitution Offenses (Total)	0	0.0	0	0.0
Prostitution	0	0.0	0	0.0
Prostitution Assisting/Promoting	0	0.0	0	0.0
Purchasing Prostitution	0	0.0	0	0.0
Human Trafficking Offenses (Total)	0	0.0	0	0.0
Commercial Sex Acts	0	0.0	0	0.0
Involuntary Servitude	0	0.0	0	0.0
Bribery	0	0.0	0	0.0
Weapon Law Violations	0	0.0	0	0.0

GROUP B OFFENSES	Offenses	Rate per 1,000
Bad Checks	0	0.0
Curfew/Vagrancy	0	0.0
Disorderly Conduct	0	0.0
DUI	0	0.0
Drunkenness	0	0.0
Family-Non Violent	0	0.0
Liquor Law Violations	0	0.0
Peeping Tom	0	0.0
Trespass	0	0.0
All Other Offenses	0	0.0

2015 Fall Term Campus Population	
Undergraduate Enrollment	0
Graduate Enrollment	529
Staff Personnel	114
Faculty Personnel	65
Security Personnel	12
Total Campus Population	720



Southwest Tennessee Community College - 2015

GROUP A OFFENSES	Offense	Rate per 1,000	Cleared	% Cleared
Homicide Offenses (Total)	0	0.0	0	0.0
Murder	0	0.0	0	0.0
Negligent Manslaughter	0	0.0	0	0.0
Kidnapping/Abduction	0	0.0	0	0.0
Sex Offenses (Forcible) (Total)	2	0.2	1	50.0
Forcible Rape	1	0.1	0	0.0
Forcible Sodomy	0	0.0	0	0.0
Sexual Assault W/Object	0	0.0	0	0.0
Forcible Fondling	1	0.1	1	100.0
Robbery	1	0.1	0	0.0
Assault Offenses (Total)	22	2.3	3	13.6
Aggravated Assault	1	0.1	0	0.0
Simple Assault	6	0.6	2	33.3
Intimidation	15	1.6	1	6.7
Stalking	0	0.0	0	0.0
Arson	0	0.0	0	0.0
Extortion/Blackmail	0	0.0	0	0.0
Burglary	1	0.1	0	0.0
Larceny/Theft Offenses (Total)	27	2.8	0	0.0
Theft - Pocket-picking	0	0.0	0	0.0
Theft - Purse Snatching	0	0.0	0	0.0
Theft - Shoplifting	1	0.1	0	0.0
Theft From Building	23	2.4	0	0.0
Theft From Coin Machine	0	0.0	0	0.0
Theft From Motor Vehicle	1	0.1	0	0.0
Theft of Motor Vehicle Parts	1	0.1	0	0.0
Theft - All Other Larceny	1	0.1	0	0.0
Motor Vehicle Theft	0	0.0	0	0.0
Counterfeiting/Forgery	1	0.1	0	0.0
Fraud Offenses (Total)	0	0.0	0	0.0
Fraud - False Pretenses	0	0.0	0	0.0
Fraud - Credit Card/ATM	0	0.0	0	0.0
Fraud - Impersonation	0	0.0	0	0.0
Fraud - Welfare	0	0.0	0	0.0
Fraud - Wire	0	0.0	0	0.0
Embezzlement	0	0.0	0	0.0
Stolen Property Offenses	0	0.0	0	0.0
Destruction/Damage/Vandalism	6	0.6	0	0.0
Drug/Narcotic Violations (Total)	1	0.1	0	0.0
Drug/Narcotic Violations	1	0.1	0	0.0
Drug/Narcotic Equipment Violations	0	0.0	0	0.0

GROUP A OFFENSES	Offense	Rate per 1,000	Cleared	% Cleared
Sex Offenses (Nonforcible) (Total)	0	0.0	0	0.0
Incest	0	0.0	0	0.0
Statutory Rape	0	0.0	0	0.0
Pornography/Obscene Material	0	0.0	0	0.0
Gambling Offenses (Total)	0	0.0	0	0.0
Gambling - Betting/Wagering	0	0.0	0	0.0
Gambling - Operating/Promoting	0	0.0	0	0.0
Gambling - Equipment Violations	0	0.0	0	0.0
Gambling - Sports Tampering	0	0.0	0	0.0
Prostitution Offenses (Total)	0	0.0	0	0.0
Prostitution	0	0.0	0	0.0
Prostitution Assisting/Promoting	0	0.0	0	0.0
Purchasing Prostitution	0	0.0	0	0.0
Human Trafficking Offenses (Total)	0	0.0	0	0.0
Commercial Sex Acts	0	0.0	0	0.0
Involuntary Servitude	0	0.0	0	0.0
Bribery	0	0.0	0	0.0
Weapon Law Violations	0	0.0	0	0.0

GROUP B OFFENSES	Offenses	Rate per 1,000
Bad Checks	0	0.0
Curfew/Vagrancy	0	0.0
Disorderly Conduct	4	0.4
DUI	0	0.0
Drunkenness	1	0.1
Family-Non Violent	0	0.0
Liquor Law Violations	0	0.0
Peeping Tom	0	0.0
Trespass	1	0.1
All Other Offenses	2	0.2

2015 Fall Term Campus Population	
Undergraduate Enrollment	7,672
Graduate Enrollment	0
Staff Personnel	565
Faculty Personnel	202
Security Personnel	18
Total Campus Population	8,457



Tennessee College of Applied Technology at Athens - 2015

GROUP A OFFENSES	Offense	Rate per 1,000	Cleared	% Cleared
Homicide Offenses (Total)	0	0.0	0	0.0
Murder	0	0.0	0	0.0
Negligent Manslaughter	0	0.0	0	0.0
Kidnapping/Abduction	0	0.0	0	0.0
Sex Offenses (Forcible) (Total)	0	0.0	0	0.0
Forcible Rape	0	0.0	0	0.0
Forcible Sodomy	0	0.0	0	0.0
Sexual Assault W/Object	0	0.0	0	0.0
Forcible Fondling	0	0.0	0	0.0
Robbery	0	0.0	0	0.0
Assault Offenses (Total)	0	0.0	0	0.0
Aggravated Assault	0	0.0	0	0.0
Simple Assault	0	0.0	0	0.0
Intimidation	0	0.0	0	0.0
Stalking	0	0.0	0	0.0
Arson	0	0.0	0	0.0
Extortion/Blackmail	0	0.0	0	0.0
Burglary	0	0.0	0	0.0
Larceny/Theft Offenses (Total)	0	0.0	0	0.0
Theft - Pocket-picking	0	0.0	0	0.0
Theft - Purse Snatching	0	0.0	0	0.0
Theft - Shoplifting	0	0.0	0	0.0
Theft From Building	0	0.0	0	0.0
Theft From Coin Machine	0	0.0	0	0.0
Theft From Motor Vehicle	0	0.0	0	0.0
Theft of Motor Vehicle Parts	0	0.0	0	0.0
Theft - All Other Larceny	0	0.0	0	0.0
Motor Vehicle Theft	0	0.0	0	0.0
Counterfeiting/Forgery	0	0.0	0	0.0
Fraud Offenses (Total)	0	0.0	0	0.0
Fraud - False Pretenses	0	0.0	0	0.0
Fraud - Credit Card/ATM	0	0.0	0	0.0
Fraud - Impersonation	0	0.0	0	0.0
Fraud - Welfare	0	0.0	0	0.0
Fraud - Wire	0	0.0	0	0.0
Embezzlement	0	0.0	0	0.0
Stolen Property Offenses	0	0.0	0	0.0
Destruction/Damage/Vandalism	0	0.0	0	0.0
Drug/Narcotic Violations (Total)	0	0.0	0	0.0
Drug/Narcotic Violations	0	0.0	0	0.0
Drug/Narcotic Equipment Violations	0	0.0	0	0.0

GROUP A OFFENSES	Offense	Rate per 1,000	Cleared	% Cleared
Sex Offenses (Nonforcible) (Total)	0	0.0	0	0.0
Incest	0	0.0	0	0.0
Statutory Rape	0	0.0	0	0.0
Pornography/Obscene Material	0	0.0	0	0.0
Gambling Offenses (Total)	0	0.0	0	0.0
Gambling - Betting/Wagering	0	0.0	0	0.0
Gambling - Operating/Promoting	0	0.0	0	0.0
Gambling - Equipment Violations	0	0.0	0	0.0
Gambling - Sports Tampering	0	0.0	0	0.0
Prostitution Offenses (Total)	0	0.0	0	0.0
Prostitution	0	0.0	0	0.0
Prostitution Assisting/Promoting	0	0.0	0	0.0
Purchasing Prostitution	0	0.0	0	0.0
Human Trafficking Offenses (Total)	0	0.0	0	0.0
Commercial Sex Acts	0	0.0	0	0.0
Involuntary Servitude	0	0.0	0	0.0
Bribery	0	0.0	0	0.0
Weapon Law Violations	0	0.0	0	0.0

GROUP B OFFENSES	Offenses	Rate per 1,000
Bad Checks	0	0.0
Curfew/Vagrancy	0	0.0
Disorderly Conduct	0	0.0
DUI	0	0.0
Drunkenness	0	0.0
Family-Non Violent	0	0.0
Liquor Law Violations	0	0.0
Peeping Tom	0	0.0
Trespass	0	0.0
All Other Offenses	0	0.0

2015 Fall Term Campus Population	
Undergraduate Enrollment	219
Graduate Enrollment	0
Staff Personnel	13
Faculty Personnel	13
Security Personnel	0
Total Campus Population	245



Tennessee College of Applied Technology at Covington - 2015

GROUP A OFFENSES	Offense	Rate per 1,000	Cleared	% Cleared
Homicide Offenses (Total)	0	0.0	0	0.0
Murder	0	0.0	0	0.0
Negligent Manslaughter	0	0.0	0	0.0
Kidnapping/Abduction	0	0.0	0	0.0
Sex Offenses (Forcible) (Total)	0	0.0	0	0.0
Forcible Rape	0	0.0	0	0.0
Forcible Sodomy	0	0.0	0	0.0
Sexual Assault W/Object	0	0.0	0	0.0
Forcible Fondling	0	0.0	0	0.0
Robbery	0	0.0	0	0.0
Assault Offenses (Total)	0	0.0	0	0.0
Aggravated Assault	0	0.0	0	0.0
Simple Assault	0	0.0	0	0.0
Intimidation	0	0.0	0	0.0
Stalking	0	0.0	0	0.0
Arson	0	0.0	0	0.0
Extortion/Blackmail	0	0.0	0	0.0
Burglary	0	0.0	0	0.0
Larceny/Theft Offenses (Total)	2	9.4	0	0.0
Theft - Pocket-picking	0	0.0	0	0.0
Theft - Purse Snatching	0	0.0	0	0.0
Theft - Shoplifting	0	0.0	0	0.0
Theft From Building	1	4.7	0	0.0
Theft From Coin Machine	0	0.0	0	0.0
Theft From Motor Vehicle	0	0.0	0	0.0
Theft of Motor Vehicle Parts	0	0.0	0	0.0
Theft - All Other Larceny	1	4.7	0	0.0
Motor Vehicle Theft	0	0.0	0	0.0
Counterfeiting/Forgery	0	0.0	0	0.0
Fraud Offenses (Total)	0	0.0	0	0.0
Fraud - False Pretenses	0	0.0	0	0.0
Fraud - Credit Card/ATM	0	0.0	0	0.0
Fraud - Impersonation	0	0.0	0	0.0
Fraud - Welfare	0	0.0	0	0.0
Fraud - Wire	0	0.0	0	0.0
Embezzlement	0	0.0	0	0.0
Stolen Property Offenses	0	0.0	0	0.0
Destruction/Damage/Vandalism	0	0.0	0	0.0
Drug/Narcotic Violations (Total)	0	0.0	0	0.0
Drug/Narcotic Violations	0	0.0	0	0.0
Drug/Narcotic Equipment Violations	0	0.0	0	0.0

GROUP A OFFENSES	Offense	Rate per 1,000	Cleared	% Cleared
Sex Offenses (Nonforcible) (Total)	0	0.0	0	0.0
Incest	0	0.0	0	0.0
Statutory Rape	0	0.0	0	0.0
Pornography/Obscene Material	0	0.0	0	0.0
Gambling Offenses (Total)	0	0.0	0	0.0
Gambling - Betting/Wagering	0	0.0	0	0.0
Gambling - Operating/Promoting	0	0.0	0	0.0
Gambling - Equipment Violations	0	0.0	0	0.0
Gambling - Sports Tampering	0	0.0	0	0.0
Prostitution Offenses (Total)	0	0.0	0	0.0
Prostitution	0	0.0	0	0.0
Prostitution Assisting/Promoting	0	0.0	0	0.0
Purchasing Prostitution	0	0.0	0	0.0
Human Trafficking Offenses (Total)	0	0.0	0	0.0
Commercial Sex Acts	0	0.0	0	0.0
Involuntary Servitude	0	0.0	0	0.0
Bribery	0	0.0	0	0.0
Weapon Law Violations	0	0.0	0	0.0

GROUP B OFFENSES	Offenses	Rate per 1,000
Bad Checks	0	0.0
Curfew/Vagrancy	0	0.0
Disorderly Conduct	0	0.0
DUI	0	0.0
Drunkenness	0	0.0
Family-Non Violent	0	0.0
Liquor Law Violations	0	0.0
Peeping Tom	0	0.0
Trespass	0	0.0
All Other Offenses	0	0.0

2015 Fall Term Campus Population	
Undergraduate Enrollment	196
Graduate Enrollment	0
Staff Personnel	7
Faculty Personnel	11
Security Personnel	0
Total Campus Population	214



Tennessee College of Applied Technology at Crossville - 2015

GROUP A OFFENSES	Offense	Rate per 1,000	Cleared	% Cleared
Homicide Offenses (Total)	0	0.0	0	0.0
Murder	0	0.0	0	0.0
Negligent Manslaughter	0	0.0	0	0.0
Kidnapping/Abduction	0	0.0	0	0.0
Sex Offenses (Forcible) (Total)	0	0.0	0	0.0
Forcible Rape	0	0.0	0	0.0
Forcible Sodomy	0	0.0	0	0.0
Sexual Assault W/Object	0	0.0	0	0.0
Forcible Fondling	0	0.0	0	0.0
Robbery	0	0.0	0	0.0
Assault Offenses (Total)	0	0.0	0	0.0
Aggravated Assault	0	0.0	0	0.0
Simple Assault	0	0.0	0	0.0
Intimidation	0	0.0	0	0.0
Stalking	0	0.0	0	0.0
Arson	0	0.0	0	0.0
Extortion/Blackmail	0	0.0	0	0.0
Burglary	1	3.2	0	0.0
Larceny/Theft Offenses (Total)	3	9.7	0	0.0
Theft - Pocket-picking	0	0.0	0	0.0
Theft - Purse Snatching	0	0.0	0	0.0
Theft - Shoplifting	0	0.0	0	0.0
Theft From Building	0	0.0	0	0.0
Theft From Coin Machine	0	0.0	0	0.0
Theft From Motor Vehicle	0	0.0	0	0.0
Theft of Motor Vehicle Parts	1	3.2	0	0.0
Theft - All Other Larceny	2	6.5	0	0.0
Motor Vehicle Theft	0	0.0	0	0.0
Counterfeiting/Forgery	0	0.0	0	0.0
Fraud Offenses (Total)	0	0.0	0	0.0
Fraud - False Pretenses	0	0.0	0	0.0
Fraud - Credit Card/ATM	0	0.0	0	0.0
Fraud - Impersonation	0	0.0	0	0.0
Fraud - Welfare	0	0.0	0	0.0
Fraud - Wire	0	0.0	0	0.0
Embezzlement	0	0.0	0	0.0
Stolen Property Offenses	0	0.0	0	0.0
Destruction/Damage/Vandalism	1	3.2	0	0.0
Drug/Narcotic Violations (Total)	0	0.0	0	0.0
Drug/Narcotic Violations	0	0.0	0	0.0
Drug/Narcotic Equipment Violations	0	0.0	0	0.0

GROUP A OFFENSES	Offense	Rate per 1,000	Cleared	% Cleared
Sex Offenses (Nonforcible) (Total)	0	0.0	0	0.0
Incest	0	0.0	0	0.0
Statutory Rape	0	0.0	0	0.0
Pornography/Obscene Material	0	0.0	0	0.0
Gambling Offenses (Total)	0	0.0	0	0.0
Gambling - Betting/Wagering	0	0.0	0	0.0
Gambling - Operating/Promoting	0	0.0	0	0.0
Gambling - Equipment Violations	0	0.0	0	0.0
Gambling - Sports Tampering	0	0.0	0	0.0
Prostitution Offenses (Total)	0	0.0	0	0.0
Prostitution	0	0.0	0	0.0
Prostitution Assisting/Promoting	0	0.0	0	0.0
Purchasing Prostitution	0	0.0	0	0.0
Human Trafficking Offenses (Total)	0	0.0	0	0.0
Commercial Sex Acts	0	0.0	0	0.0
Involuntary Servitude	0	0.0	0	0.0
Bribery	0	0.0	0	0.0
Weapon Law Violations	0	0.0	0	0.0

GROUP B OFFENSES	Offenses	Rate per 1,000
Bad Checks	0	0.0
Curfew/Vagrancy	0	0.0
Disorderly Conduct	0	0.0
DUI	0	0.0
Drunkenness	0	0.0
Family-Non Violent	0	0.0
Liquor Law Violations	0	0.0
Peeping Tom	0	0.0
Trespass	0	0.0
All Other Offenses	0	0.0

2015 Fall Term Campus Population	
Undergraduate Enrollment	324
Graduate Enrollment	0
Staff Personnel	18
Faculty Personnel	22
Security Personnel	0
Total Campus Population	364



Tennessee College of Applied Technology at Crump - 2015

GROUP A OFFENSES	Offense	Rate per 1,000	Cleared	% Cleared
Homicide Offenses (Total)	0	0.0	0	0.0
Murder	0	0.0	0	0.0
Negligent Manslaughter	0	0.0	0	0.0
Kidnapping/Abduction	0	0.0	0	0.0
Sex Offenses (Forcible) (Total)	0	0.0	0	0.0
Forcible Rape	0	0.0	0	0.0
Forcible Sodomy	0	0.0	0	0.0
Sexual Assault W/Object	0	0.0	0	0.0
Forcible Fondling	0	0.0	0	0.0
Robbery	0	0.0	0	0.0
Assault Offenses (Total)	0	0.0	0	0.0
Aggravated Assault	0	0.0	0	0.0
Simple Assault	0	0.0	0	0.0
Intimidation	0	0.0	0	0.0
Stalking	0	0.0	0	0.0
Arson	0	0.0	0	0.0
Extortion/Blackmail	0	0.0	0	0.0
Burglary	0	0.0	0	0.0
Larceny/Theft Offenses (Total)	0	0.0	0	0.0
Theft - Pocket-picking	0	0.0	0	0.0
Theft - Purse Snatching	0	0.0	0	0.0
Theft - Shoplifting	0	0.0	0	0.0
Theft From Building	0	0.0	0	0.0
Theft From Coin Machine	0	0.0	0	0.0
Theft From Motor Vehicle	0	0.0	0	0.0
Theft of Motor Vehicle Parts	0	0.0	0	0.0
Theft - All Other Larceny	0	0.0	0	0.0
Motor Vehicle Theft	0	0.0	0	0.0
Counterfeiting/Forgery	0	0.0	0	0.0
Fraud Offenses (Total)	0	0.0	0	0.0
Fraud - False Pretenses	0	0.0	0	0.0
Fraud - Credit Card/ATM	0	0.0	0	0.0
Fraud - Impersonation	0	0.0	0	0.0
Fraud - Welfare	0	0.0	0	0.0
Fraud - Wire	0	0.0	0	0.0
Embezzlement	0	0.0	0	0.0
Stolen Property Offenses	0	0.0	0	0.0
Destruction/Damage/Vandalism	0	0.0	0	0.0
Drug/Narcotic Violations (Total)	0	0.0	0	0.0
Drug/Narcotic Violations	0	0.0	0	0.0
Drug/Narcotic Equipment Violations	0	0.0	0	0.0

GROUP A OFFENSES	Offense	Rate per 1,000	Cleared	% Cleared
Sex Offenses (Nonforcible) (Total)	0	0.0	0	0.0
Incest	0	0.0	0	0.0
Statutory Rape	0	0.0	0	0.0
Pornography/Obscene Material	0	0.0	0	0.0
Gambling Offenses (Total)	0	0.0	0	0.0
Gambling - Betting/Wagering	0	0.0	0	0.0
Gambling - Operating/Promoting	0	0.0	0	0.0
Gambling - Equipment Violations	0	0.0	0	0.0
Gambling - Sports Tampering	0	0.0	0	0.0
Prostitution Offenses (Total)	0	0.0	0	0.0
Prostitution	0	0.0	0	0.0
Prostitution Assisting/Promoting	0	0.0	0	0.0
Purchasing Prostitution	0	0.0	0	0.0
Human Trafficking Offenses (Total)	0	0.0	0	0.0
Commercial Sex Acts	0	0.0	0	0.0
Involuntary Servitude	0	0.0	0	0.0
Bribery	0	0.0	0	0.0
Weapon Law Violations	0	0.0	0	0.0

GROUP B OFFENSES	Offenses	Rate per 1,000
Bad Checks	0	0.0
Curfew/Vagrancy	0	0.0
Disorderly Conduct	0	0.0
DUI	0	0.0
Drunkenness	0	0.0
Family-Non Violent	0	0.0
Liquor Law Violations	0	0.0
Peeping Tom	0	0.0
Trespass	0	0.0
All Other Offenses	0	0.0

2015 Fall Term Campus Population	
Undergraduate Enrollment	201
Graduate Enrollment	0
Staff Personnel	9
Faculty Personnel	11
Security Personnel	0
Total Campus Population	221



Tennessee College of Applied Technology at Dickson - 2015

GROUP A OFFENSES	Offense	Rate per 1,000	Cleared	% Cleared
Homicide Offenses (Total)	0	0.0	0	0.0
Murder	0	0.0	0	0.0
Negligent Manslaughter	0	0.0	0	0.0
Kidnapping/Abduction	0	0.0	0	0.0
Sex Offenses (Forcible) (Total)	0	0.0	0	0.0
Forcible Rape	0	0.0	0	0.0
Forcible Sodomy	0	0.0	0	0.0
Sexual Assault W/Object	0	0.0	0	0.0
Forcible Fondling	0	0.0	0	0.0
Robbery	0	0.0	0	0.0
Assault Offenses (Total)	1	2.0	0	0.0
Aggravated Assault	0	0.0	0	0.0
Simple Assault	0	0.0	0	0.0
Intimidation	1	2.0	0	0.0
Stalking	0	0.0	0	0.0
Arson	0	0.0	0	0.0
Extortion/Blackmail	0	0.0	0	0.0
Burglary	0	0.0	0	0.0
Larceny/Theft Offenses (Total)	4	7.9	0	0.0
Theft - Pocket-picking	0	0.0	0	0.0
Theft - Purse Snatching	0	0.0	0	0.0
Theft - Shoplifting	0	0.0	0	0.0
Theft From Building	2	4.0	0	0.0
Theft From Coin Machine	0	0.0	0	0.0
Theft From Motor Vehicle	0	0.0	0	0.0
Theft of Motor Vehicle Parts	2	4.0	0	0.0
Theft - All Other Larceny	0	0.0	0	0.0
Motor Vehicle Theft	0	0.0	0	0.0
Counterfeiting/Forgery	0	0.0	0	0.0
Fraud Offenses (Total)	0	0.0	0	0.0
Fraud - False Pretenses	0	0.0	0	0.0
Fraud - Credit Card/ATM	0	0.0	0	0.0
Fraud - Impersonation	0	0.0	0	0.0
Fraud - Welfare	0	0.0	0	0.0
Fraud - Wire	0	0.0	0	0.0
Embezzlement	0	0.0	0	0.0
Stolen Property Offenses	0	0.0	0	0.0
Destruction/Damage/Vandalism	0	0.0	0	0.0
Drug/Narcotic Violations (Total)	0	0.0	0	0.0
Drug/Narcotic Violations	0	0.0	0	0.0
Drug/Narcotic Equipment Violations	0	0.0	0	0.0

GROUP A OFFENSES	Offense	Rate per 1,000	Cleared	% Cleared
Sex Offenses (Nonforcible) (Total)	0	0.0	0	0.0
Incest	0	0.0	0	0.0
Statutory Rape	0	0.0	0	0.0
Pornography/Obscene Material	0	0.0	0	0.0
Gambling Offenses (Total)	0	0.0	0	0.0
Gambling - Betting/Wagering	0	0.0	0	0.0
Gambling - Operating/Promoting	0	0.0	0	0.0
Gambling - Equipment Violations	0	0.0	0	0.0
Gambling - Sports Tampering	0	0.0	0	0.0
Prostitution Offenses (Total)	0	0.0	0	0.0
Prostitution	0	0.0	0	0.0
Prostitution Assisting/Promoting	0	0.0	0	0.0
Purchasing Prostitution	0	0.0	0	0.0
Human Trafficking Offenses (Total)	0	0.0	0	0.0
Commercial Sex Acts	0	0.0	0	0.0
Involuntary Servitude	0	0.0	0	0.0
Bribery	0	0.0	0	0.0
Weapon Law Violations	0	0.0	0	0.0

GROUP B OFFENSES	Offenses	Rate per 1,000
Bad Checks	0	0.0
Curfew/Vagrancy	0	0.0
Disorderly Conduct	0	0.0
DUI	0	0.0
Drunkenness	0	0.0
Family-Non Violent	0	0.0
Liquor Law Violations	0	0.0
Peeping Tom	0	0.0
Trespass	0	0.0
All Other Offenses	0	0.0

2015 Fall Term Campus Population	
Undergraduate Enrollment	464
Graduate Enrollment	0
Staff Personnel	22
Faculty Personnel	32
Security Personnel	0
Total Campus Population	518



Tennessee College of Applied Technology at Elizabethton - 2015

GROUP A OFFENSES	Offense	Rate per 1,000	Cleared	% Cleared
Homicide Offenses (Total)	0	0.0	0	0.0
Murder	0	0.0	0	0.0
Negligent Manslaughter	0	0.0	0	0.0
Kidnapping/Abduction	0	0.0	0	0.0
Sex Offenses (Forcible) (Total)	0	0.0	0	0.0
Forcible Rape	0	0.0	0	0.0
Forcible Sodomy	0	0.0	0	0.0
Sexual Assault W/Object	0	0.0	0	0.0
Forcible Fondling	0	0.0	0	0.0
Robbery	0	0.0	0	0.0
Assault Offenses (Total)	0	0.0	0	0.0
Aggravated Assault	0	0.0	0	0.0
Simple Assault	0	0.0	0	0.0
Intimidation	0	0.0	0	0.0
Stalking	0	0.0	0	0.0
Arson	0	0.0	0	0.0
Extortion/Blackmail	0	0.0	0	0.0
Burglary	0	0.0	0	0.0
Larceny/Theft Offenses (Total)	0	0.0	0	0.0
Theft - Pocket-picking	0	0.0	0	0.0
Theft - Purse Snatching	0	0.0	0	0.0
Theft - Shoplifting	0	0.0	0	0.0
Theft From Building	0	0.0	0	0.0
Theft From Coin Machine	0	0.0	0	0.0
Theft From Motor Vehicle	0	0.0	0	0.0
Theft of Motor Vehicle Parts	0	0.0	0	0.0
Theft - All Other Larceny	0	0.0	0	0.0
Motor Vehicle Theft	0	0.0	0	0.0
Counterfeiting/Forgery	0	0.0	0	0.0
Fraud Offenses (Total)	0	0.0	0	0.0
Fraud - False Pretenses	0	0.0	0	0.0
Fraud - Credit Card/ATM	0	0.0	0	0.0
Fraud - Impersonation	0	0.0	0	0.0
Fraud - Welfare	0	0.0	0	0.0
Fraud - Wire	0	0.0	0	0.0
Embezzlement	0	0.0	0	0.0
Stolen Property Offenses	0	0.0	0	0.0
Destruction/Damage/Vandalism	0	0.0	0	0.0
Drug/Narcotic Violations (Total)	0	0.0	0	0.0
Drug/Narcotic Violations	0	0.0	0	0.0
Drug/Narcotic Equipment Violations	0	0.0	0	0.0

GROUP A OFFENSES	Offense	Rate per 1,000	Cleared	% Cleared
Sex Offenses (Nonforcible) (Total)	0	0.0	0	0.0
Incest	0	0.0	0	0.0
Statutory Rape	0	0.0	0	0.0
Pornography/Obscene Material	0	0.0	0	0.0
Gambling Offenses (Total)	0	0.0	0	0.0
Gambling - Betting/Wagering	0	0.0	0	0.0
Gambling - Operating/Promoting	0	0.0	0	0.0
Gambling - Equipment Violations	0	0.0	0	0.0
Gambling - Sports Tampering	0	0.0	0	0.0
Prostitution Offenses (Total)	0	0.0	0	0.0
Prostitution	0	0.0	0	0.0
Prostitution Assisting/Promoting	0	0.0	0	0.0
Purchasing Prostitution	0	0.0	0	0.0
Human Trafficking Offenses (Total)	0	0.0	0	0.0
Commercial Sex Acts	0	0.0	0	0.0
Involuntary Servitude	0	0.0	0	0.0
Bribery	0	0.0	0	0.0
Weapon Law Violations	0	0.0	0	0.0

GROUP B OFFENSES	Offenses	Rate per 1,000
Bad Checks	0	0.0
Curfew/Vagrancy	0	0.0
Disorderly Conduct	0	0.0
DUI	0	0.0
Drunkenness	0	0.0
Family-Non Violent	0	0.0
Liquor Law Violations	0	0.0
Peeping Tom	0	0.0
Trespass	0	0.0
All Other Offenses	0	0.0

2015 Fall Term Campus Population	
Undergraduate Enrollment	417
Graduate Enrollment	0
Staff Personnel	16
Faculty Personnel	33
Security Personnel	0
Total Campus Population	466



Tennessee College of Applied Technology at Harriman - 2015

GROUP A OFFENSES	Offense	Rate per 1,000	Cleared	% Cleared
Homicide Offenses (Total)	0	0.0	0	0.0
Murder	0	0.0	0	0.0
Negligent Manslaughter	0	0.0	0	0.0
Kidnapping/Abduction	0	0.0	0	0.0
Sex Offenses (Forcible) (Total)	0	0.0	0	0.0
Forcible Rape	0	0.0	0	0.0
Forcible Sodomy	0	0.0	0	0.0
Sexual Assault W/Object	0	0.0	0	0.0
Forcible Fondling	0	0.0	0	0.0
Robbery	0	0.0	0	0.0
Assault Offenses (Total)	0	0.0	0	0.0
Aggravated Assault	0	0.0	0	0.0
Simple Assault	0	0.0	0	0.0
Intimidation	0	0.0	0	0.0
Stalking	0	0.0	0	0.0
Arson	0	0.0	0	0.0
Extortion/Blackmail	0	0.0	0	0.0
Burglary	0	0.0	0	0.0
Larceny/Theft Offenses (Total)	0	0.0	0	0.0
Theft - Pocket-picking	0	0.0	0	0.0
Theft - Purse Snatching	0	0.0	0	0.0
Theft - Shoplifting	0	0.0	0	0.0
Theft From Building	0	0.0	0	0.0
Theft From Coin Machine	0	0.0	0	0.0
Theft From Motor Vehicle	0	0.0	0	0.0
Theft of Motor Vehicle Parts	0	0.0	0	0.0
Theft - All Other Larceny	0	0.0	0	0.0
Motor Vehicle Theft	0	0.0	0	0.0
Counterfeiting/Forgery	0	0.0	0	0.0
Fraud Offenses (Total)	0	0.0	0	0.0
Fraud - False Pretenses	0	0.0	0	0.0
Fraud - Credit Card/ATM	0	0.0	0	0.0
Fraud - Impersonation	0	0.0	0	0.0
Fraud - Welfare	0	0.0	0	0.0
Fraud - Wire	0	0.0	0	0.0
Embezzlement	0	0.0	0	0.0
Stolen Property Offenses	0	0.0	0	0.0
Destruction/Damage/Vandalism	0	0.0	0	0.0
Drug/Narcotic Violations (Total)	0	0.0	0	0.0
Drug/Narcotic Violations	0	0.0	0	0.0
Drug/Narcotic Equipment Violations	0	0.0	0	0.0

GROUP A OFFENSES	Offense	Rate per 1,000	Cleared	% Cleared
Sex Offenses (Nonforcible) (Total)	0	0.0	0	0.0
Incest	0	0.0	0	0.0
Statutory Rape	0	0.0	0	0.0
Pornography/Obscene Material	0	0.0	0	0.0
Gambling Offenses (Total)	0	0.0	0	0.0
Gambling - Betting/Wagering	0	0.0	0	0.0
Gambling - Operating/Promoting	0	0.0	0	0.0
Gambling - Equipment Violations	0	0.0	0	0.0
Gambling - Sports Tampering	0	0.0	0	0.0
Prostitution Offenses (Total)	0	0.0	0	0.0
Prostitution	0	0.0	0	0.0
Prostitution Assisting/Promoting	0	0.0	0	0.0
Purchasing Prostitution	0	0.0	0	0.0
Human Trafficking Offenses (Total)	0	0.0	0	0.0
Commercial Sex Acts	0	0.0	0	0.0
Involuntary Servitude	0	0.0	0	0.0
Bribery	0	0.0	0	0.0
Weapon Law Violations	0	0.0	0	0.0

GROUP B OFFENSES	Offenses	Rate per 1,000
Bad Checks	0	0.0
Curfew/Vagrancy	0	0.0
Disorderly Conduct	0	0.0
DUI	0	0.0
Drunkenness	0	0.0
Family-Non Violent	0	0.0
Liquor Law Violations	0	0.0
Peeping Tom	0	0.0
Trespass	0	0.0
All Other Offenses	0	0.0

2015 Fall Term Campus Population	
Undergraduate Enrollment	317
Graduate Enrollment	0
Staff Personnel	10
Faculty Personnel	13
Security Personnel	0
Total Campus Population	340



Tennessee College of Applied Technology at Hartsville - 2015

GROUP A OFFENSES	Offense	Rate per 1,000	Cleared	% Cleared
Homicide Offenses (Total)	0	0.0	0	0.0
Murder	0	0.0	0	0.0
Negligent Manslaughter	0	0.0	0	0.0
Kidnapping/Abduction	0	0.0	0	0.0
Sex Offenses (Forcible) (Total)	0	0.0	0	0.0
Forcible Rape	0	0.0	0	0.0
Forcible Sodomy	0	0.0	0	0.0
Sexual Assault W/Object	0	0.0	0	0.0
Forcible Fondling	0	0.0	0	0.0
Robbery	0	0.0	0	0.0
Assault Offenses (Total)	0	0.0	0	0.0
Aggravated Assault	0	0.0	0	0.0
Simple Assault	0	0.0	0	0.0
Intimidation	0	0.0	0	0.0
Stalking	0	0.0	0	0.0
Arson	0	0.0	0	0.0
Extortion/Blackmail	0	0.0	0	0.0
Burglary	0	0.0	0	0.0
Larceny/Theft Offenses (Total)	0	0.0	0	0.0
Theft - Pocket-picking	0	0.0	0	0.0
Theft - Purse Snatching	0	0.0	0	0.0
Theft - Shoplifting	0	0.0	0	0.0
Theft From Building	0	0.0	0	0.0
Theft From Coin Machine	0	0.0	0	0.0
Theft From Motor Vehicle	0	0.0	0	0.0
Theft of Motor Vehicle Parts	0	0.0	0	0.0
Theft - All Other Larceny	0	0.0	0	0.0
Motor Vehicle Theft	0	0.0	0	0.0
Counterfeiting/Forgery	0	0.0	0	0.0
Fraud Offenses (Total)	0	0.0	0	0.0
Fraud - False Pretenses	0	0.0	0	0.0
Fraud - Credit Card/ATM	0	0.0	0	0.0
Fraud - Impersonation	0	0.0	0	0.0
Fraud - Welfare	0	0.0	0	0.0
Fraud - Wire	0	0.0	0	0.0
Embezzlement	0	0.0	0	0.0
Stolen Property Offenses	0	0.0	0	0.0
Destruction/Damage/Vandalism	0	0.0	0	0.0
Drug/Narcotic Violations (Total)	0	0.0	0	0.0
Drug/Narcotic Violations	0	0.0	0	0.0
Drug/Narcotic Equipment Violations	0	0.0	0	0.0

GROUP A OFFENSES	Offense	Rate per 1,000	Cleared	% Cleared
Sex Offenses (Nonforcible) (Total)	0	0.0	0	0.0
Incest	0	0.0	0	0.0
Statutory Rape	0	0.0	0	0.0
Pornography/Obscene Material	0	0.0	0	0.0
Gambling Offenses (Total)	0	0.0	0	0.0
Gambling - Betting/Wagering	0	0.0	0	0.0
Gambling - Operating/Promoting	0	0.0	0	0.0
Gambling - Equipment Violations	0	0.0	0	0.0
Gambling - Sports Tampering	0	0.0	0	0.0
Prostitution Offenses (Total)	0	0.0	0	0.0
Prostitution	0	0.0	0	0.0
Prostitution Assisting/Promoting	0	0.0	0	0.0
Purchasing Prostitution	0	0.0	0	0.0
Human Trafficking Offenses (Total)	0	0.0	0	0.0
Commercial Sex Acts	0	0.0	0	0.0
Involuntary Servitude	0	0.0	0	0.0
Bribery	0	0.0	0	0.0
Weapon Law Violations	0	0.0	0	0.0

GROUP B OFFENSES	Offenses	Rate per 1,000
Bad Checks	0	0.0
Curfew/Vagrancy	0	0.0
Disorderly Conduct	0	0.0
DUI	0	0.0
Drunkenness	0	0.0
Family-Non Violent	0	0.0
Liquor Law Violations	0	0.0
Peeping Tom	0	0.0
Trespass	0	0.0
All Other Offenses	0	0.0

2015 Fall Term Campus Population	
Undergraduate Enrollment	447
Graduate Enrollment	0
Staff Personnel	11
Faculty Personnel	27
Security Personnel	0
Total Campus Population	485



Tennessee College of Applied Technology at Hohenwald - 2015

GROUP A OFFENSES	Offense	Rate per 1,000	Cleared	% Cleared
Homicide Offenses (Total)	0	0.0	0	0.0
Murder	0	0.0	0	0.0
Negligent Manslaughter	0	0.0	0	0.0
Kidnapping/Abduction	0	0.0	0	0.0
Sex Offenses (Forcible) (Total)	0	0.0	0	0.0
Forcible Rape	0	0.0	0	0.0
Forcible Sodomy	0	0.0	0	0.0
Sexual Assault W/Object	0	0.0	0	0.0
Forcible Fondling	0	0.0	0	0.0
Robbery	0	0.0	0	0.0
Assault Offenses (Total)	0	0.0	0	0.0
Aggravated Assault	0	0.0	0	0.0
Simple Assault	0	0.0	0	0.0
Intimidation	0	0.0	0	0.0
Stalking	0	0.0	0	0.0
Arson	0	0.0	0	0.0
Extortion/Blackmail	0	0.0	0	0.0
Burglary	0	0.0	0	0.0
Larceny/Theft Offenses (Total)	1	3.0	0	0.0
Theft - Pocket-picking	0	0.0	0	0.0
Theft - Purse Snatching	0	0.0	0	0.0
Theft - Shoplifting	0	0.0	0	0.0
Theft From Building	1	3.0	0	0.0
Theft From Coin Machine	0	0.0	0	0.0
Theft From Motor Vehicle	0	0.0	0	0.0
Theft of Motor Vehicle Parts	0	0.0	0	0.0
Theft - All Other Larceny	0	0.0	0	0.0
Motor Vehicle Theft	0	0.0	0	0.0
Counterfeiting/Forgery	0	0.0	0	0.0
Fraud Offenses (Total)	0	0.0	0	0.0
Fraud - False Pretenses	0	0.0	0	0.0
Fraud - Credit Card/ATM	0	0.0	0	0.0
Fraud - Impersonation	0	0.0	0	0.0
Fraud - Welfare	0	0.0	0	0.0
Fraud - Wire	0	0.0	0	0.0
Embezzlement	0	0.0	0	0.0
Stolen Property Offenses	0	0.0	0	0.0
Destruction/Damage/Vandalism	0	0.0	0	0.0
Drug/Narcotic Violations (Total)	0	0.0	0	0.0
Drug/Narcotic Violations	0	0.0	0	0.0
Drug/Narcotic Equipment Violations	0	0.0	0	0.0

GROUP A OFFENSES	Offense	Rate per 1,000	Cleared	% Cleared
Sex Offenses (Nonforcible) (Total)	0	0.0	0	0.0
Incest	0	0.0	0	0.0
Statutory Rape	0	0.0	0	0.0
Pornography/Obscene Material	0	0.0	0	0.0
Gambling Offenses (Total)	0	0.0	0	0.0
Gambling - Betting/Wagering	0	0.0	0	0.0
Gambling - Operating/Promoting	0	0.0	0	0.0
Gambling - Equipment Violations	0	0.0	0	0.0
Gambling - Sports Tampering	0	0.0	0	0.0
Prostitution Offenses (Total)	0	0.0	0	0.0
Prostitution	0	0.0	0	0.0
Prostitution Assisting/Promoting	0	0.0	0	0.0
Purchasing Prostitution	0	0.0	0	0.0
Human Trafficking Offenses (Total)	0	0.0	0	0.0
Commercial Sex Acts	0	0.0	0	0.0
Involuntary Servitude	0	0.0	0	0.0
Bribery	0	0.0	0	0.0
Weapon Law Violations	0	0.0	0	0.0

GROUP B OFFENSES	Offenses	Rate per 1,000
Bad Checks	0	0.0
Curfew/Vagrancy	0	0.0
Disorderly Conduct	0	0.0
DUI	0	0.0
Drunkenness	0	0.0
Family-Non Violent	0	0.0
Liquor Law Violations	0	0.0
Peeping Tom	0	0.0
Trespass	0	0.0
All Other Offenses	0	0.0

2015 Fall Term Campus Population	
Undergraduate Enrollment	387
Graduate Enrollment	0
Staff Personnel	10
Faculty Personnel	20
Security Personnel	0
Total Campus Population	417



Tennessee College of Applied Technology at Jacksboro - 2015

GROUP A OFFENSES	Offense	Rate per 1,000	Cleared	% Cleared
Homicide Offenses (Total)	0	0.0	0	0.0
Murder	0	0.0	0	0.0
Negligent Manslaughter	0	0.0	0	0.0
Kidnapping/Abduction	0	0.0	0	0.0
Sex Offenses (Forcible) (Total)	0	0.0	0	0.0
Forcible Rape	0	0.0	0	0.0
Forcible Sodomy	0	0.0	0	0.0
Sexual Assault W/Object	0	0.0	0	0.0
Forcible Fondling	0	0.0	0	0.0
Robbery	0	0.0	0	0.0
Assault Offenses (Total)	0	0.0	0	0.0
Aggravated Assault	0	0.0	0	0.0
Simple Assault	0	0.0	0	0.0
Intimidation	0	0.0	0	0.0
Stalking	0	0.0	0	0.0
Arson	0	0.0	0	0.0
Extortion/Blackmail	0	0.0	0	0.0
Burglary	0	0.0	0	0.0
Larceny/Theft Offenses (Total)	0	0.0	0	0.0
Theft - Pocket-picking	0	0.0	0	0.0
Theft - Purse Snatching	0	0.0	0	0.0
Theft - Shoplifting	0	0.0	0	0.0
Theft From Building	0	0.0	0	0.0
Theft From Coin Machine	0	0.0	0	0.0
Theft From Motor Vehicle	0	0.0	0	0.0
Theft of Motor Vehicle Parts	0	0.0	0	0.0
Theft - All Other Larceny	0	0.0	0	0.0
Motor Vehicle Theft	0	0.0	0	0.0
Counterfeiting/Forgery	0	0.0	0	0.0
Fraud Offenses (Total)	0	0.0	0	0.0
Fraud - False Pretenses	0	0.0	0	0.0
Fraud - Credit Card/ATM	0	0.0	0	0.0
Fraud - Impersonation	0	0.0	0	0.0
Fraud - Welfare	0	0.0	0	0.0
Fraud - Wire	0	0.0	0	0.0
Embezzlement	0	0.0	0	0.0
Stolen Property Offenses	0	0.0	0	0.0
Destruction/Damage/Vandalism	0	0.0	0	0.0
Drug/Narcotic Violations (Total)	0	0.0	0	0.0
Drug/Narcotic Violations	0	0.0	0	0.0
Drug/Narcotic Equipment Violations	0	0.0	0	0.0

GROUP A OFFENSES	Offense	Rate per 1,000	Cleared	% Cleared
Sex Offenses (Nonforcible) (Total)	0	0.0	0	0.0
Incest	0	0.0	0	0.0
Statutory Rape	0	0.0	0	0.0
Pornography/Obscene Material	0	0.0	0	0.0
Gambling Offenses (Total)	0	0.0	0	0.0
Gambling - Betting/Wagering	0	0.0	0	0.0
Gambling - Operating/Promoting	0	0.0	0	0.0
Gambling - Equipment Violations	0	0.0	0	0.0
Gambling - Sports Tampering	0	0.0	0	0.0
Prostitution Offenses (Total)	0	0.0	0	0.0
Prostitution	0	0.0	0	0.0
Prostitution Assisting/Promoting	0	0.0	0	0.0
Purchasing Prostitution	0	0.0	0	0.0
Human Trafficking Offenses (Total)	0	0.0	0	0.0
Commercial Sex Acts	0	0.0	0	0.0
Involuntary Servitude	0	0.0	0	0.0
Bribery	0	0.0	0	0.0
Weapon Law Violations	0	0.0	0	0.0

GROUP B OFFENSES	Offenses	Rate per 1,000
Bad Checks	0	0.0
Curfew/Vagrancy	0	0.0
Disorderly Conduct	0	0.0
DUI	0	0.0
Drunkenness	0	0.0
Family-Non Violent	0	0.0
Liquor Law Violations	0	0.0
Peeping Tom	0	0.0
Trespass	0	0.0
All Other Offenses	0	0.0

2015 Fall Term Campus Population	
Undergraduate Enrollment	184
Graduate Enrollment	0
Staff Personnel	8
Faculty Personnel	10
Security Personnel	1
Total Campus Population	203



Tennessee College of Applied Technology at Jackson - 2015

GROUP A OFFENSES	Offense	Rate per 1,000	Cleared	% Cleared
Homicide Offenses (Total)	0	0.0	0	0.0
Murder	0	0.0	0	0.0
Negligent Manslaughter	0	0.0	0	0.0
Kidnapping/Abduction	0	0.0	0	0.0
Sex Offenses (Forcible) (Total)	0	0.0	0	0.0
Forcible Rape	0	0.0	0	0.0
Forcible Sodomy	0	0.0	0	0.0
Sexual Assault W/Object	0	0.0	0	0.0
Forcible Fondling	0	0.0	0	0.0
Robbery	0	0.0	0	0.0
Assault Offenses (Total)	0	0.0	0	0.0
Aggravated Assault	0	0.0	0	0.0
Simple Assault	0	0.0	0	0.0
Intimidation	0	0.0	0	0.0
Stalking	0	0.0	0	0.0
Arson	0	0.0	0	0.0
Extortion/Blackmail	0	0.0	0	0.0
Burglary	0	0.0	0	0.0
Larceny/Theft Offenses (Total)	0	0.0	0	0.0
Theft - Pocket-picking	0	0.0	0	0.0
Theft - Purse Snatching	0	0.0	0	0.0
Theft - Shoplifting	0	0.0	0	0.0
Theft From Building	0	0.0	0	0.0
Theft From Coin Machine	0	0.0	0	0.0
Theft From Motor Vehicle	0	0.0	0	0.0
Theft of Motor Vehicle Parts	0	0.0	0	0.0
Theft - All Other Larceny	0	0.0	0	0.0
Motor Vehicle Theft	0	0.0	0	0.0
Counterfeiting/Forgery	0	0.0	0	0.0
Fraud Offenses (Total)	0	0.0	0	0.0
Fraud - False Pretenses	0	0.0	0	0.0
Fraud - Credit Card/ATM	0	0.0	0	0.0
Fraud - Impersonation	0	0.0	0	0.0
Fraud - Welfare	0	0.0	0	0.0
Fraud - Wire	0	0.0	0	0.0
Embezzlement	0	0.0	0	0.0
Stolen Property Offenses	0	0.0	0	0.0
Destruction/Damage/Vandalism	0	0.0	0	0.0
Drug/Narcotic Violations (Total)	0	0.0	0	0.0
Drug/Narcotic Violations	0	0.0	0	0.0
Drug/Narcotic Equipment Violations	0	0.0	0	0.0

GROUP A OFFENSES	Offense	Rate per 1,000	Cleared	% Cleared
Sex Offenses (Nonforcible) (Total)	0	0.0	0	0.0
Incest	0	0.0	0	0.0
Statutory Rape	0	0.0	0	0.0
Pornography/Obscene Material	0	0.0	0	0.0
Gambling Offenses (Total)	0	0.0	0	0.0
Gambling - Betting/Wagering	0	0.0	0	0.0
Gambling - Operating/Promoting	0	0.0	0	0.0
Gambling - Equipment Violations	0	0.0	0	0.0
Gambling - Sports Tampering	0	0.0	0	0.0
Prostitution Offenses (Total)	0	0.0	0	0.0
Prostitution	0	0.0	0	0.0
Prostitution Assisting/Promoting	0	0.0	0	0.0
Purchasing Prostitution	0	0.0	0	0.0
Human Trafficking Offenses (Total)	0	0.0	0	0.0
Commercial Sex Acts	0	0.0	0	0.0
Involuntary Servitude	0	0.0	0	0.0
Bribery	0	0.0	0	0.0
Weapon Law Violations	0	0.0	0	0.0

GROUP B OFFENSES	Offenses	Rate per 1,000
Bad Checks	0	0.0
Curfew/Vagrancy	0	0.0
Disorderly Conduct	0	0.0
DUI	0	0.0
Drunkenness	0	0.0
Family-Non Violent	0	0.0
Liquor Law Violations	0	0.0
Peeping Tom	0	0.0
Trespass	0	0.0
All Other Offenses	0	0.0

2015 Fall Term Campus Population	
Undergraduate Enrollment	444
Graduate Enrollment	0
Staff Personnel	20
Faculty Personnel	26
Security Personnel	0
Total Campus Population	490



Tennessee College of Applied Technology at Knoxville - 2015

GROUP A OFFENSES	Offense	Rate per 1,000	Cleared	% Cleared
Homicide Offenses (Total)	0	0.0	0	0.0
Murder	0	0.0	0	0.0
Negligent Manslaughter	0	0.0	0	0.0
Kidnapping/Abduction	0	0.0	0	0.0
Sex Offenses (Forcible) (Total)	0	0.0	0	0.0
Forcible Rape	0	0.0	0	0.0
Forcible Sodomy	0	0.0	0	0.0
Sexual Assault W/Object	0	0.0	0	0.0
Forcible Fondling	0	0.0	0	0.0
Robbery	0	0.0	0	0.0
Assault Offenses (Total)	0	0.0	0	0.0
Aggravated Assault	0	0.0	0	0.0
Simple Assault	0	0.0	0	0.0
Intimidation	0	0.0	0	0.0
Stalking	0	0.0	0	0.0
Arson	0	0.0	0	0.0
Extortion/Blackmail	0	0.0	0	0.0
Burglary	0	0.0	0	0.0
Larceny/Theft Offenses (Total)	1	1.4	0	0.0
Theft - Pocket-picking	0	0.0	0	0.0
Theft - Purse Snatching	0	0.0	0	0.0
Theft - Shoplifting	0	0.0	0	0.0
Theft From Building	1	1.4	0	0.0
Theft From Coin Machine	0	0.0	0	0.0
Theft From Motor Vehicle	0	0.0	0	0.0
Theft of Motor Vehicle Parts	0	0.0	0	0.0
Theft - All Other Larceny	0	0.0	0	0.0
Motor Vehicle Theft	0	0.0	0	0.0
Counterfeiting/Forgery	0	0.0	0	0.0
Fraud Offenses (Total)	0	0.0	0	0.0
Fraud - False Pretenses	0	0.0	0	0.0
Fraud - Credit Card/ATM	0	0.0	0	0.0
Fraud - Impersonation	0	0.0	0	0.0
Fraud - Welfare	0	0.0	0	0.0
Fraud - Wire	0	0.0	0	0.0
Embezzlement	0	0.0	0	0.0
Stolen Property Offenses	0	0.0	0	0.0
Destruction/Damage/Vandalism	0	0.0	0	0.0
Drug/Narcotic Violations (Total)	0	0.0	0	0.0
Drug/Narcotic Violations	0	0.0	0	0.0
Drug/Narcotic Equipment Violations	0	0.0	0	0.0

GROUP A OFFENSES	Offense	Rate per 1,000	Cleared	% Cleared
Sex Offenses (Nonforcible) (Total)	0	0.0	0	0.0
Incest	0	0.0	0	0.0
Statutory Rape	0	0.0	0	0.0
Pornography/Obscene Material	0	0.0	0	0.0
Gambling Offenses (Total)	0	0.0	0	0.0
Gambling - Betting/Wagering	0	0.0	0	0.0
Gambling - Operating/Promoting	0	0.0	0	0.0
Gambling - Equipment Violations	0	0.0	0	0.0
Gambling - Sports Tampering	0	0.0	0	0.0
Prostitution Offenses (Total)	0	0.0	0	0.0
Prostitution	0	0.0	0	0.0
Prostitution Assisting/Promoting	0	0.0	0	0.0
Purchasing Prostitution	0	0.0	0	0.0
Human Trafficking Offenses (Total)	0	0.0	0	0.0
Commercial Sex Acts	0	0.0	0	0.0
Involuntary Servitude	0	0.0	0	0.0
Bribery	0	0.0	0	0.0
Weapon Law Violations	0	0.0	0	0.0

GROUP B OFFENSES	Offenses	Rate per 1,000
Bad Checks	0	0.0
Curfew/Vagrancy	0	0.0
Disorderly Conduct	0	0.0
DUI	0	0.0
Drunkenness	0	0.0
Family-Non Violent	0	0.0
Liquor Law Violations	0	0.0
Peeping Tom	0	0.0
Trespass	0	0.0
All Other Offenses	0	0.0

2015 Fall Term Campus Population	
Undergraduate Enrollment	886
Graduate Enrollment	0
Staff Personnel	23
Faculty Personnel	78
Security Personnel	12
Total Campus Population	999



Tennessee College of Applied Technology at Livingston - 2015

GROUP A OFFENSES	Offense	Rate per 1,000	Cleared	% Cleared
Homicide Offenses (Total)	0	0.0	0	0.0
Murder	0	0.0	0	0.0
Negligent Manslaughter	0	0.0	0	0.0
Kidnapping/Abduction	0	0.0	0	0.0
Sex Offenses (Forcible) (Total)	0	0.0	0	0.0
Forcible Rape	0	0.0	0	0.0
Forcible Sodomy	0	0.0	0	0.0
Sexual Assault W/Object	0	0.0	0	0.0
Forcible Fondling	0	0.0	0	0.0
Robbery	0	0.0	0	0.0
Assault Offenses (Total)	0	0.0	0	0.0
Aggravated Assault	0	0.0	0	0.0
Simple Assault	0	0.0	0	0.0
Intimidation	0	0.0	0	0.0
Stalking	0	0.0	0	0.0
Arson	0	0.0	0	0.0
Extortion/Blackmail	0	0.0	0	0.0
Burglary	0	0.0	0	0.0
Larceny/Theft Offenses (Total)	0	0.0	0	0.0
Theft - Pocket-picking	0	0.0	0	0.0
Theft - Purse Snatching	0	0.0	0	0.0
Theft - Shoplifting	0	0.0	0	0.0
Theft From Building	0	0.0	0	0.0
Theft From Coin Machine	0	0.0	0	0.0
Theft From Motor Vehicle	0	0.0	0	0.0
Theft of Motor Vehicle Parts	0	0.0	0	0.0
Theft - All Other Larceny	0	0.0	0	0.0
Motor Vehicle Theft	0	0.0	0	0.0
Counterfeiting/Forgery	0	0.0	0	0.0
Fraud Offenses (Total)	0	0.0	0	0.0
Fraud - False Pretenses	0	0.0	0	0.0
Fraud - Credit Card/ATM	0	0.0	0	0.0
Fraud - Impersonation	0	0.0	0	0.0
Fraud - Welfare	0	0.0	0	0.0
Fraud - Wire	0	0.0	0	0.0
Embezzlement	0	0.0	0	0.0
Stolen Property Offenses	0	0.0	0	0.0
Destruction/Damage/Vandalism	0	0.0	0	0.0
Drug/Narcotic Violations (Total)	0	0.0	0	0.0
Drug/Narcotic Violations	0	0.0	0	0.0
Drug/Narcotic Equipment Violations	0	0.0	0	0.0

GROUP A OFFENSES	Offense	Rate per 1,000	Cleared	% Cleared
Sex Offenses (Nonforcible) (Total)	0	0.0	0	0.0
Incest	0	0.0	0	0.0
Statutory Rape	0	0.0	0	0.0
Pornography/Obscene Material	0	0.0	0	0.0
Gambling Offenses (Total)	0	0.0	0	0.0
Gambling - Betting/Wagering	0	0.0	0	0.0
Gambling - Operating/Promoting	0	0.0	0	0.0
Gambling - Equipment Violations	0	0.0	0	0.0
Gambling - Sports Tampering	0	0.0	0	0.0
Prostitution Offenses (Total)	0	0.0	0	0.0
Prostitution	0	0.0	0	0.0
Prostitution Assisting/Promoting	0	0.0	0	0.0
Purchasing Prostitution	0	0.0	0	0.0
Human Trafficking Offenses (Total)	0	0.0	0	0.0
Commercial Sex Acts	0	0.0	0	0.0
Involuntary Servitude	0	0.0	0	0.0
Bribery	0	0.0	0	0.0
Weapon Law Violations	0	0.0	0	0.0

GROUP B OFFENSES	Offenses	Rate per 1,000
Bad Checks	0	0.0
Curfew/Vagrancy	0	0.0
Disorderly Conduct	0	0.0
DUI	0	0.0
Drunkenness	0	0.0
Family-Non Violent	0	0.0
Liquor Law Violations	0	0.0
Peeping Tom	0	0.0
Trespass	0	0.0
All Other Offenses	0	0.0

2015 Fall Term Campus Population	
Undergraduate Enrollment	291
Graduate Enrollment	0
Staff Personnel	11
Faculty Personnel	17
Security Personnel	0
Total Campus Population	319



Tennessee College of Applied Technology at McKenzie - 2015

GROUP A OFFENSES	Offense	Rate per 1,000	Cleared	% Cleared
Homicide Offenses (Total)	0	0.0	0	0.0
Murder	0	0.0	0	0.0
Negligent Manslaughter	0	0.0	0	0.0
Kidnapping/Abduction	0	0.0	0	0.0
Sex Offenses (Forcible) (Total)	0	0.0	0	0.0
Forcible Rape	0	0.0	0	0.0
Forcible Sodomy	0	0.0	0	0.0
Sexual Assault W/Object	0	0.0	0	0.0
Forcible Fondling	0	0.0	0	0.0
Robbery	0	0.0	0	0.0
Assault Offenses (Total)	0	0.0	0	0.0
Aggravated Assault	0	0.0	0	0.0
Simple Assault	0	0.0	0	0.0
Intimidation	0	0.0	0	0.0
Stalking	0	0.0	0	0.0
Arson	0	0.0	0	0.0
Extortion/Blackmail	0	0.0	0	0.0
Burglary	0	0.0	0	0.0
Larceny/Theft Offenses (Total)	0	0.0	0	0.0
Theft - Pocket-picking	0	0.0	0	0.0
Theft - Purse Snatching	0	0.0	0	0.0
Theft - Shoplifting	0	0.0	0	0.0
Theft From Building	0	0.0	0	0.0
Theft From Coin Machine	0	0.0	0	0.0
Theft From Motor Vehicle	0	0.0	0	0.0
Theft of Motor Vehicle Parts	0	0.0	0	0.0
Theft - All Other Larceny	0	0.0	0	0.0
Motor Vehicle Theft	0	0.0	0	0.0
Counterfeiting/Forgery	0	0.0	0	0.0
Fraud Offenses (Total)	0	0.0	0	0.0
Fraud - False Pretenses	0	0.0	0	0.0
Fraud - Credit Card/ATM	0	0.0	0	0.0
Fraud - Impersonation	0	0.0	0	0.0
Fraud - Welfare	0	0.0	0	0.0
Fraud - Wire	0	0.0	0	0.0
Embezzlement	0	0.0	0	0.0
Stolen Property Offenses	0	0.0	0	0.0
Destruction/Damage/Vandalism	0	0.0	0	0.0
Drug/Narcotic Violations (Total)	0	0.0	0	0.0
Drug/Narcotic Violations	0	0.0	0	0.0
Drug/Narcotic Equipment Violations	0	0.0	0	0.0

GROUP A OFFENSES	Offense	Rate per 1,000	Cleared	% Cleared
Sex Offenses (Nonforcible) (Total)	0	0.0	0	0.0
Incest	0	0.0	0	0.0
Statutory Rape	0	0.0	0	0.0
Pornography/Obscene Material	0	0.0	0	0.0
Gambling Offenses (Total)	0	0.0	0	0.0
Gambling - Betting/Wagering	0	0.0	0	0.0
Gambling - Operating/Promoting	0	0.0	0	0.0
Gambling - Equipment Violations	0	0.0	0	0.0
Gambling - Sports Tampering	0	0.0	0	0.0
Prostitution Offenses (Total)	0	0.0	0	0.0
Prostitution	0	0.0	0	0.0
Prostitution Assisting/Promoting	0	0.0	0	0.0
Purchasing Prostitution	0	0.0	0	0.0
Human Trafficking Offenses (Total)	0	0.0	0	0.0
Commercial Sex Acts	0	0.0	0	0.0
Involuntary Servitude	0	0.0	0	0.0
Bribery	0	0.0	0	0.0
Weapon Law Violations	0	0.0	0	0.0

GROUP B OFFENSES	Offenses	Rate per 1,000
Bad Checks	0	0.0
Curfew/Vagrancy	0	0.0
Disorderly Conduct	0	0.0
DUI	0	0.0
Drunkenness	0	0.0
Family-Non Violent	0	0.0
Liquor Law Violations	0	0.0
Peeping Tom	0	0.0
Trespass	0	0.0
All Other Offenses	0	0.0

2015 Fall Term Campus Population	
Undergraduate Enrollment	184
Graduate Enrollment	0
Staff Personnel	11
Faculty Personnel	11
Security Personnel	0
Total Campus Population	206



Tennessee College of Applied Technology at McMinnville - 2015

GROUP A OFFENSES	Offense	Rate per 1,000	Cleared	% Cleared
Homicide Offenses (Total)	0	0.0	0	0.0
Murder	0	0.0	0	0.0
Negligent Manslaughter	0	0.0	0	0.0
Kidnapping/Abduction	0	0.0	0	0.0
Sex Offenses (Forcible) (Total)	0	0.0	0	0.0
Forcible Rape	0	0.0	0	0.0
Forcible Sodomy	0	0.0	0	0.0
Sexual Assault W/Object	0	0.0	0	0.0
Forcible Fondling	0	0.0	0	0.0
Robbery	0	0.0	0	0.0
Assault Offenses (Total)	0	0.0	0	0.0
Aggravated Assault	0	0.0	0	0.0
Simple Assault	0	0.0	0	0.0
Intimidation	0	0.0	0	0.0
Stalking	0	0.0	0	0.0
Arson	0	0.0	0	0.0
Extortion/Blackmail	0	0.0	0	0.0
Burglary	0	0.0	0	0.0
Larceny/Theft Offenses (Total)	0	0.0	0	0.0
Theft - Pocket-picking	0	0.0	0	0.0
Theft - Purse Snatching	0	0.0	0	0.0
Theft - Shoplifting	0	0.0	0	0.0
Theft From Building	0	0.0	0	0.0
Theft From Coin Machine	0	0.0	0	0.0
Theft From Motor Vehicle	0	0.0	0	0.0
Theft of Motor Vehicle Parts	0	0.0	0	0.0
Theft - All Other Larceny	0	0.0	0	0.0
Motor Vehicle Theft	0	0.0	0	0.0
Counterfeiting/Forgery	0	0.0	0	0.0
Fraud Offenses (Total)	0	0.0	0	0.0
Fraud - False Pretenses	0	0.0	0	0.0
Fraud - Credit Card/ATM	0	0.0	0	0.0
Fraud - Impersonation	0	0.0	0	0.0
Fraud - Welfare	0	0.0	0	0.0
Fraud - Wire	0	0.0	0	0.0
Embezzlement	0	0.0	0	0.0
Stolen Property Offenses	0	0.0	0	0.0
Destruction/Damage/Vandalism	0	0.0	0	0.0
Drug/Narcotic Violations (Total)	0	0.0	0	0.0
Drug/Narcotic Violations	0	0.0	0	0.0
Drug/Narcotic Equipment Violations	0	0.0	0	0.0

GROUP A OFFENSES	Offense	Rate per 1,000	Cleared	% Cleared
Sex Offenses (Nonforcible) (Total)	0	0.0	0	0.0
Incest	0	0.0	0	0.0
Statutory Rape	0	0.0	0	0.0
Pornography/Obscene Material	0	0.0	0	0.0
Gambling Offenses (Total)	0	0.0	0	0.0
Gambling - Betting/Wagering	0	0.0	0	0.0
Gambling - Operating/Promoting	0	0.0	0	0.0
Gambling - Equipment Violations	0	0.0	0	0.0
Gambling - Sports Tampering	0	0.0	0	0.0
Prostitution Offenses (Total)	0	0.0	0	0.0
Prostitution	0	0.0	0	0.0
Prostitution Assisting/Promoting	0	0.0	0	0.0
Purchasing Prostitution	0	0.0	0	0.0
Human Trafficking Offenses (Total)	0	0.0	0	0.0
Commercial Sex Acts	0	0.0	0	0.0
Involuntary Servitude	0	0.0	0	0.0
Bribery	0	0.0	0	0.0
Weapon Law Violations	0	0.0	0	0.0

GROUP B OFFENSES	Offenses	Rate per 1,000
Bad Checks	0	0.0
Curfew/Vagrancy	0	0.0
Disorderly Conduct	0	0.0
DUI	0	0.0
Drunkenness	0	0.0
Family-Non Violent	0	0.0
Liquor Law Violations	0	0.0
Peeping Tom	0	0.0
Trespass	0	0.0
All Other Offenses	0	0.0

2015 Fall Term Campus Population	
Undergraduate Enrollment	260
Graduate Enrollment	0
Staff Personnel	9
Faculty Personnel	9
Security Personnel	0
Total Campus Population	278



Tennessee College of Applied Technology at Memphis - 2015

GROUP A OFFENSES	Offense	Rate per 1,000	Cleared	% Cleared
Homicide Offenses (Total)	0	0.0	0	0.0
Murder	0	0.0	0	0.0
Negligent Manslaughter	0	0.0	0	0.0
Kidnapping/Abduction	0	0.0	0	0.0
Sex Offenses (Forcible) (Total)	0	0.0	0	0.0
Forcible Rape	0	0.0	0	0.0
Forcible Sodomy	0	0.0	0	0.0
Sexual Assault W/Object	0	0.0	0	0.0
Forcible Fondling	0	0.0	0	0.0
Robbery	0	0.0	0	0.0
Assault Offenses (Total)	0	0.0	0	0.0
Aggravated Assault	0	0.0	0	0.0
Simple Assault	0	0.0	0	0.0
Intimidation	0	0.0	0	0.0
Stalking	0	0.0	0	0.0
Arson	0	0.0	0	0.0
Extortion/Blackmail	0	0.0	0	0.0
Burglary	0	0.0	0	0.0
Larceny/Theft Offenses (Total)	0	0.0	0	0.0
Theft - Pocket-picking	0	0.0	0	0.0
Theft - Purse Snatching	0	0.0	0	0.0
Theft - Shoplifting	0	0.0	0	0.0
Theft From Building	0	0.0	0	0.0
Theft From Coin Machine	0	0.0	0	0.0
Theft From Motor Vehicle	0	0.0	0	0.0
Theft of Motor Vehicle Parts	0	0.0	0	0.0
Theft - All Other Larceny	0	0.0	0	0.0
Motor Vehicle Theft	0	0.0	0	0.0
Counterfeiting/Forgery	0	0.0	0	0.0
Fraud Offenses (Total)	0	0.0	0	0.0
Fraud - False Pretenses	0	0.0	0	0.0
Fraud - Credit Card/ATM	0	0.0	0	0.0
Fraud - Impersonation	0	0.0	0	0.0
Fraud - Welfare	0	0.0	0	0.0
Fraud - Wire	0	0.0	0	0.0
Embezzlement	0	0.0	0	0.0
Stolen Property Offenses	0	0.0	0	0.0
Destruction/Damage/Vandalism	0	0.0	0	0.0
Drug/Narcotic Violations (Total)	0	0.0	0	0.0
Drug/Narcotic Violations	0	0.0	0	0.0
Drug/Narcotic Equipment Violations	0	0.0	0	0.0

GROUP A OFFENSES	Offense	Rate per 1,000	Cleared	% Cleared
Sex Offenses (Nonforcible) (Total)	0	0.0	0	0.0
Incest	0	0.0	0	0.0
Statutory Rape	0	0.0	0	0.0
Pornography/Obscene Material	0	0.0	0	0.0
Gambling Offenses (Total)	0	0.0	0	0.0
Gambling - Betting/Wagering	0	0.0	0	0.0
Gambling - Operating/Promoting	0	0.0	0	0.0
Gambling - Equipment Violations	0	0.0	0	0.0
Gambling - Sports Tampering	0	0.0	0	0.0
Prostitution Offenses (Total)	0	0.0	0	0.0
Prostitution	0	0.0	0	0.0
Prostitution Assisting/Promoting	0	0.0	0	0.0
Purchasing Prostitution	0	0.0	0	0.0
Human Trafficking Offenses (Total)	0	0.0	0	0.0
Commercial Sex Acts	0	0.0	0	0.0
Involuntary Servitude	0	0.0	0	0.0
Bribery	0	0.0	0	0.0
Weapon Law Violations	0	0.0	0	0.0

GROUP B OFFENSES	Offenses	Rate per 1,000
Bad Checks	0	0.0
Curfew/Vagrancy	0	0.0
Disorderly Conduct	0	0.0
DUI	0	0.0
Drunkenness	0	0.0
Family-Non Violent	0	0.0
Liquor Law Violations	0	0.0
Peeping Tom	0	0.0
Trespass	0	0.0
All Other Offenses	0	0.0

2015 Fall Term Campus Population	
Undergraduate Enrollment	949
Graduate Enrollment	0
Staff Personnel	27
Faculty Personnel	42
Security Personnel	4
Total Campus Population	1,022



Tennessee College of Applied Technology at Morristown - 2015

GROUP A OFFENSES	Offense	Rate per 1,000	Cleared	% Cleared
Homicide Offenses (Total)	0	0.0	0	0.0
Murder	0	0.0	0	0.0
Negligent Manslaughter	0	0.0	0	0.0
Kidnapping/Abduction	0	0.0	0	0.0
Sex Offenses (Forcible) (Total)	0	0.0	0	0.0
Forcible Rape	0	0.0	0	0.0
Forcible Sodomy	0	0.0	0	0.0
Sexual Assault W/Object	0	0.0	0	0.0
Forcible Fondling	0	0.0	0	0.0
Robbery	0	0.0	0	0.0
Assault Offenses (Total)	0	0.0	0	0.0
Aggravated Assault	0	0.0	0	0.0
Simple Assault	0	0.0	0	0.0
Intimidation	0	0.0	0	0.0
Stalking	0	0.0	0	0.0
Arson	0	0.0	0	0.0
Extortion/Blackmail	0	0.0	0	0.0
Burglary	0	0.0	0	0.0
Larceny/Theft Offenses (Total)	1	1.8	1	100.0
Theft - Pocket-picking	0	0.0	0	0.0
Theft - Purse Snatching	0	0.0	0	0.0
Theft - Shoplifting	0	0.0	0	0.0
Theft From Building	0	0.0	0	0.0
Theft From Coin Machine	0	0.0	0	0.0
Theft From Motor Vehicle	0	0.0	0	0.0
Theft of Motor Vehicle Parts	0	0.0	0	0.0
Theft - All Other Larceny	1	1.8	1	100.0
Motor Vehicle Theft	0	0.0	0	0.0
Counterfeiting/Forgery	0	0.0	0	0.0
Fraud Offenses (Total)	0	0.0	0	0.0
Fraud - False Pretenses	0	0.0	0	0.0
Fraud - Credit Card/ATM	0	0.0	0	0.0
Fraud - Impersonation	0	0.0	0	0.0
Fraud - Welfare	0	0.0	0	0.0
Fraud - Wire	0	0.0	0	0.0
Embezzlement	0	0.0	0	0.0
Stolen Property Offenses	0	0.0	0	0.0
Destruction/Damage/Vandalism	0	0.0	0	0.0
Drug/Narcotic Violations (Total)	0	0.0	0	0.0
Drug/Narcotic Violations	0	0.0	0	0.0
Drug/Narcotic Equipment Violations	0	0.0	0	0.0

GROUP A OFFENSES	Offense	Rate per 1,000	Cleared	% Cleared
Sex Offenses (Nonforcible) (Total)	0	0.0	0	0.0
Incest	0	0.0	0	0.0
Statutory Rape	0	0.0	0	0.0
Pornography/Obscene Material	0	0.0	0	0.0
Gambling Offenses (Total)	0	0.0	0	0.0
Gambling - Betting/Wagering	0	0.0	0	0.0
Gambling - Operating/Promoting	0	0.0	0	0.0
Gambling - Equipment Violations	0	0.0	0	0.0
Gambling - Sports Tampering	0	0.0	0	0.0
Prostitution Offenses (Total)	0	0.0	0	0.0
Prostitution	0	0.0	0	0.0
Prostitution Assisting/Promoting	0	0.0	0	0.0
Purchasing Prostitution	0	0.0	0	0.0
Human Trafficking Offenses (Total)	0	0.0	0	0.0
Commercial Sex Acts	0	0.0	0	0.0
Involuntary Servitude	0	0.0	0	0.0
Bribery	0	0.0	0	0.0
Weapon Law Violations	0	0.0	0	0.0

GROUP B OFFENSES	Offenses	Rate per 1,000
Bad Checks	0	0.0
Curfew/Vagrancy	0	0.0
Disorderly Conduct	0	0.0
DUI	0	0.0
Drunkenness	0	0.0
Family-Non Violent	0	0.0
Liquor Law Violations	0	0.0
Peeping Tom	0	0.0
Trespass	0	0.0
All Other Offenses	0	0.0

2015 Fall Term Campus Population	
Undergraduate Enrollment	622
Graduate Enrollment	0
Staff Personnel	16
Faculty Personnel	32
Security Personnel	0
Total Campus Population	670



Tennessee College of Applied Technology at Murfreesboro - 2015

GROUP A OFFENSES	Offense	Rate per 1,000	Cleared	% Cleared
Homicide Offenses (Total)	0	0.0	0	0.0
Murder	0	0.0	0	0.0
Negligent Manslaughter	0	0.0	0	0.0
Kidnapping/Abduction	0	0.0	0	0.0
Sex Offenses (Forcible) (Total)	0	0.0	0	0.0
Forcible Rape	0	0.0	0	0.0
Forcible Sodomy	0	0.0	0	0.0
Sexual Assault W/Object	0	0.0	0	0.0
Forcible Fondling	0	0.0	0	0.0
Robbery	0	0.0	0	0.0
Assault Offenses (Total)	0	0.0	0	0.0
Aggravated Assault	0	0.0	0	0.0
Simple Assault	0	0.0	0	0.0
Intimidation	0	0.0	0	0.0
Stalking	0	0.0	0	0.0
Arson	0	0.0	0	0.0
Extortion/Blackmail	0	0.0	0	0.0
Burglary	1	3.1	0	0.0
Larceny/Theft Offenses (Total)	0	0.0	0	0.0
Theft - Pocket-picking	0	0.0	0	0.0
Theft - Purse Snatching	0	0.0	0	0.0
Theft - Shoplifting	0	0.0	0	0.0
Theft From Building	0	0.0	0	0.0
Theft From Coin Machine	0	0.0	0	0.0
Theft From Motor Vehicle	0	0.0	0	0.0
Theft of Motor Vehicle Parts	0	0.0	0	0.0
Theft - All Other Larceny	0	0.0	0	0.0
Motor Vehicle Theft	0	0.0	0	0.0
Counterfeiting/Forgery	0	0.0	0	0.0
Fraud Offenses (Total)	0	0.0	0	0.0
Fraud - False Pretenses	0	0.0	0	0.0
Fraud - Credit Card/ATM	0	0.0	0	0.0
Fraud - Impersonation	0	0.0	0	0.0
Fraud - Welfare	0	0.0	0	0.0
Fraud - Wire	0	0.0	0	0.0
Embezzlement	0	0.0	0	0.0
Stolen Property Offenses	0	0.0	0	0.0
Destruction/Damage/Vandalism	0	0.0	0	0.0
Drug/Narcotic Violations (Total)	0	0.0	0	0.0
Drug/Narcotic Violations	0	0.0	0	0.0
Drug/Narcotic Equipment Violations	0	0.0	0	0.0

GROUP A OFFENSES	Offense	Rate per 1,000	Cleared	% Cleared
Sex Offenses (Nonforcible) (Total)	0	0.0	0	0.0
Incest	0	0.0	0	0.0
Statutory Rape	0	0.0	0	0.0
Pornography/Obscene Material	0	0.0	0	0.0
Gambling Offenses (Total)	0	0.0	0	0.0
Gambling - Betting/Wagering	0	0.0	0	0.0
Gambling - Operating/Promoting	0	0.0	0	0.0
Gambling - Equipment Violations	0	0.0	0	0.0
Gambling - Sports Tampering	0	0.0	0	0.0
Prostitution Offenses (Total)	0	0.0	0	0.0
Prostitution	0	0.0	0	0.0
Prostitution Assisting/Promoting	0	0.0	0	0.0
Purchasing Prostitution	0	0.0	0	0.0
Human Trafficking Offenses (Total)	0	0.0	0	0.0
Commercial Sex Acts	0	0.0	0	0.0
Involuntary Servitude	0	0.0	0	0.0
Bribery	0	0.0	0	0.0
Weapon Law Violations	0	0.0	0	0.0

GROUP B OFFENSES	Offenses	Rate per 1,000
Bad Checks	0	0.0
Curfew/Vagrancy	0	0.0
Disorderly Conduct	0	0.0
DUI	0	0.0
Drunkenness	0	0.0
Family-Non Violent	0	0.0
Liquor Law Violations	0	0.0
Peeping Tom	0	0.0
Trespass	0	0.0
All Other Offenses	0	0.0

2015 Fall Term Campus Population	
Undergraduate Enrollment	416
Graduate Enrollment	0
Staff Personnel	14
Faculty Personnel	37
Security Personnel	0
Total Campus Population	467



Tennessee College of Applied Technology at Nashville - 2015

GROUP A OFFENSES	Offense	Rate per 1,000	Cleared	% Cleared
Homicide Offenses (Total)	0	0.0	0	0.0
Murder	0	0.0	0	0.0
Negligent Manslaughter	0	0.0	0	0.0
Kidnapping/Abduction	0	0.0	0	0.0
Sex Offenses (Forcible) (Total)	0	0.0	0	0.0
Forcible Rape	0	0.0	0	0.0
Forcible Sodomy	0	0.0	0	0.0
Sexual Assault W/Object	0	0.0	0	0.0
Forcible Fondling	0	0.0	0	0.0
Robbery	0	0.0	0	0.0
Assault Offenses (Total)	0	0.0	0	0.0
Aggravated Assault	0	0.0	0	0.0
Simple Assault	0	0.0	0	0.0
Intimidation	0	0.0	0	0.0
Stalking	0	0.0	0	0.0
Arson	0	0.0	0	0.0
Extortion/Blackmail	0	0.0	0	0.0
Burglary	0	0.0	0	0.0
Larceny/Theft Offenses (Total)	0	0.0	0	0.0
Theft - Pocket-picking	0	0.0	0	0.0
Theft - Purse Snatching	0	0.0	0	0.0
Theft - Shoplifting	0	0.0	0	0.0
Theft From Building	0	0.0	0	0.0
Theft From Coin Machine	0	0.0	0	0.0
Theft From Motor Vehicle	0	0.0	0	0.0
Theft of Motor Vehicle Parts	0	0.0	0	0.0
Theft - All Other Larceny	0	0.0	0	0.0
Motor Vehicle Theft	0	0.0	0	0.0
Counterfeiting/Forgery	0	0.0	0	0.0
Fraud Offenses (Total)	0	0.0	0	0.0
Fraud - False Pretenses	0	0.0	0	0.0
Fraud - Credit Card/ATM	0	0.0	0	0.0
Fraud - Impersonation	0	0.0	0	0.0
Fraud - Welfare	0	0.0	0	0.0
Fraud - Wire	0	0.0	0	0.0
Embezzlement	0	0.0	0	0.0
Stolen Property Offenses	0	0.0	0	0.0
Destruction/Damage/Vandalism	0	0.0	0	0.0
Drug/Narcotic Violations (Total)	0	0.0	0	0.0
Drug/Narcotic Violations	0	0.0	0	0.0
Drug/Narcotic Equipment Violations	0	0.0	0	0.0

GROUP A OFFENSES	Offense	Rate per 1,000	Cleared	% Cleared
Sex Offenses (Nonforcible) (Total)	0	0.0	0	0.0
Incest	0	0.0	0	0.0
Statutory Rape	0	0.0	0	0.0
Pornography/Obscene Material	0	0.0	0	0.0
Gambling Offenses (Total)	0	0.0	0	0.0
Gambling - Betting/Wagering	0	0.0	0	0.0
Gambling - Operating/Promoting	0	0.0	0	0.0
Gambling - Equipment Violations	0	0.0	0	0.0
Gambling - Sports Tampering	0	0.0	0	0.0
Prostitution Offenses (Total)	0	0.0	0	0.0
Prostitution	0	0.0	0	0.0
Prostitution Assisting/Promoting	0	0.0	0	0.0
Purchasing Prostitution	0	0.0	0	0.0
Human Trafficking Offenses (Total)	0	0.0	0	0.0
Commercial Sex Acts	0	0.0	0	0.0
Involuntary Servitude	0	0.0	0	0.0
Bribery	0	0.0	0	0.0
Weapon Law Violations	0	0.0	0	0.0

GROUP B OFFENSES	Offenses	Rate per 1,000
Bad Checks	0	0.0
Curfew/Vagrancy	0	0.0
Disorderly Conduct	0	0.0
DUI	0	0.0
Drunkenness	0	0.0
Family-Non Violent	0	0.0
Liquor Law Violations	0	0.0
Peeping Tom	0	0.0
Trespass	0	0.0
All Other Offenses	0	0.0

2015 Fall Term Campus Population	
Undergraduate Enrollment	835
Graduate Enrollment	0
Staff Personnel	33
Faculty Personnel	68
Security Personnel	1
Total Campus Population	937



Tennessee College of Applied Technology at Newbern - 2015

GROUP A OFFENSES	Offense	Rate per 1,000	Cleared	% Cleared
Homicide Offenses (Total)	0	0.0	0	0.0
Murder	0	0.0	0	0.0
Negligent Manslaughter	0	0.0	0	0.0
Kidnapping/Abduction	0	0.0	0	0.0
Sex Offenses (Forcible) (Total)	0	0.0	0	0.0
Forcible Rape	0	0.0	0	0.0
Forcible Sodomy	0	0.0	0	0.0
Sexual Assault W/Object	0	0.0	0	0.0
Forcible Fondling	0	0.0	0	0.0
Robbery	0	0.0	0	0.0
Assault Offenses (Total)	0	0.0	0	0.0
Aggravated Assault	0	0.0	0	0.0
Simple Assault	0	0.0	0	0.0
Intimidation	0	0.0	0	0.0
Stalking	0	0.0	0	0.0
Arson	0	0.0	0	0.0
Extortion/Blackmail	0	0.0	0	0.0
Burglary	0	0.0	0	0.0
Larceny/Theft Offenses (Total)	0	0.0	0	0.0
Theft - Pocket-picking	0	0.0	0	0.0
Theft - Purse Snatching	0	0.0	0	0.0
Theft - Shoplifting	0	0.0	0	0.0
Theft From Building	0	0.0	0	0.0
Theft From Coin Machine	0	0.0	0	0.0
Theft From Motor Vehicle	0	0.0	0	0.0
Theft of Motor Vehicle Parts	0	0.0	0	0.0
Theft - All Other Larceny	0	0.0	0	0.0
Motor Vehicle Theft	0	0.0	0	0.0
Counterfeiting/Forgery	0	0.0	0	0.0
Fraud Offenses (Total)	0	0.0	0	0.0
Fraud - False Pretenses	0	0.0	0	0.0
Fraud - Credit Card/ATM	0	0.0	0	0.0
Fraud - Impersonation	0	0.0	0	0.0
Fraud - Welfare	0	0.0	0	0.0
Fraud - Wire	0	0.0	0	0.0
Embezzlement	0	0.0	0	0.0
Stolen Property Offenses	0	0.0	0	0.0
Destruction/Damage/Vandalism	0	0.0	0	0.0
Drug/Narcotic Violations (Total)	0	0.0	0	0.0
Drug/Narcotic Violations	0	0.0	0	0.0
Drug/Narcotic Equipment Violations	0	0.0	0	0.0

GROUP A OFFENSES	Offense	Rate per 1,000	Cleared	% Cleared
Sex Offenses (Nonforcible) (Total)	0	0.0	0	0.0
Incest	0	0.0	0	0.0
Statutory Rape	0	0.0	0	0.0
Pornography/Obscene Material	0	0.0	0	0.0
Gambling Offenses (Total)	0	0.0	0	0.0
Gambling - Betting/Wagering	0	0.0	0	0.0
Gambling - Operating/Promoting	0	0.0	0	0.0
Gambling - Equipment Violations	0	0.0	0	0.0
Gambling - Sports Tampering	0	0.0	0	0.0
Prostitution Offenses (Total)	0	0.0	0	0.0
Prostitution	0	0.0	0	0.0
Prostitution Assisting/Promoting	0	0.0	0	0.0
Purchasing Prostitution	0	0.0	0	0.0
Human Trafficking Offenses (Total)	0	0.0	0	0.0
Commercial Sex Acts	0	0.0	0	0.0
Involuntary Servitude	0	0.0	0	0.0
Bribery	0	0.0	0	0.0
Weapon Law Violations	0	0.0	0	0.0

GROUP B OFFENSES	Offenses	Rate per 1,000
Bad Checks	0	0.0
Curfew/Vagrancy	0	0.0
Disorderly Conduct	0	0.0
DUI	0	0.0
Drunkenness	0	0.0
Family-Non Violent	0	0.0
Liquor Law Violations	0	0.0
Peeping Tom	0	0.0
Trespass	0	0.0
All Other Offenses	0	0.0

2015 Fall Term Campus Population	
Undergraduate Enrollment	358
Graduate Enrollment	0
Staff Personnel	12
Faculty Personnel	23
Security Personnel	0
Total Campus Population	393



Tennessee College of Applied Technology at Oneida - 2015

GROUP A OFFENSES	Offense	Rate per 1,000	Cleared	% Cleared
Homicide Offenses (Total)	0	0.0	0	0.0
Murder	0	0.0	0	0.0
Negligent Manslaughter	0	0.0	0	0.0
Kidnapping/Abduction	0	0.0	0	0.0
Sex Offenses (Forcible) (Total)	0	0.0	0	0.0
Forcible Rape	0	0.0	0	0.0
Forcible Sodomy	0	0.0	0	0.0
Sexual Assault W/Object	0	0.0	0	0.0
Forcible Fondling	0	0.0	0	0.0
Robbery	0	0.0	0	0.0
Assault Offenses (Total)	0	0.0	0	0.0
Aggravated Assault	0	0.0	0	0.0
Simple Assault	0	0.0	0	0.0
Intimidation	0	0.0	0	0.0
Stalking	0	0.0	0	0.0
Arson	0	0.0	0	0.0
Extortion/Blackmail	0	0.0	0	0.0
Burglary	1	3.3	0	0.0
Larceny/Theft Offenses (Total)	2	6.6	1	50.0
Theft - Pocket-picking	0	0.0	0	0.0
Theft - Purse Snatching	0	0.0	0	0.0
Theft - Shoplifting	0	0.0	0	0.0
Theft From Building	0	0.0	0	0.0
Theft From Coin Machine	0	0.0	0	0.0
Theft From Motor Vehicle	1	3.3	1	100.0
Theft of Motor Vehicle Parts	1	3.3	0	0.0
Theft - All Other Larceny	0	0.0	0	0.0
Motor Vehicle Theft	0	0.0	0	0.0
Counterfeiting/Forgery	0	0.0	0	0.0
Fraud Offenses (Total)	0	0.0	0	0.0
Fraud - False Pretenses	0	0.0	0	0.0
Fraud - Credit Card/ATM	0	0.0	0	0.0
Fraud - Impersonation	0	0.0	0	0.0
Fraud - Welfare	0	0.0	0	0.0
Fraud - Wire	0	0.0	0	0.0
Embezzlement	0	0.0	0	0.0
Stolen Property Offenses	0	0.0	0	0.0
Destruction/Damage/Vandalism	0	0.0	0	0.0
Drug/Narcotic Violations (Total)	0	0.0	0	0.0
Drug/Narcotic Violations	0	0.0	0	0.0
Drug/Narcotic Equipment Violations	0	0.0	0	0.0

GROUP A OFFENSES	Offense	Rate per 1,000	Cleared	% Cleared
Sex Offenses (Nonforcible) (Total)	0	0.0	0	0.0
Incest	0	0.0	0	0.0
Statutory Rape	0	0.0	0	0.0
Pornography/Obscene Material	0	0.0	0	0.0
Gambling Offenses (Total)	0	0.0	0	0.0
Gambling - Betting/Wagering	0	0.0	0	0.0
Gambling - Operating/Promoting	0	0.0	0	0.0
Gambling - Equipment Violations	0	0.0	0	0.0
Gambling - Sports Tampering	0	0.0	0	0.0
Prostitution Offenses (Total)	0	0.0	0	0.0
Prostitution	0	0.0	0	0.0
Prostitution Assisting/Promoting	0	0.0	0	0.0
Purchasing Prostitution	0	0.0	0	0.0
Human Trafficking Offenses (Total)	0	0.0	0	0.0
Commercial Sex Acts	0	0.0	0	0.0
Involuntary Servitude	0	0.0	0	0.0
Bribery	0	0.0	0	0.0
Weapon Law Violations	0	0.0	0	0.0

GROUP B OFFENSES	Offenses	Rate per 1,000
Bad Checks	0	0.0
Curfew/Vagrancy	0	0.0
Disorderly Conduct	0	0.0
DUI	0	0.0
Drunkenness	0	0.0
Family-Non Violent	0	0.0
Liquor Law Violations	0	0.0
Peeping Tom	0	0.0
Trespass	0	0.0
All Other Offenses	0	0.0

2015 Fall Term Campus Population	
Undergraduate Enrollment	298
Graduate Enrollment	0
Staff Personnel	12
Faculty Personnel	38
Security Personnel	0
Total Campus Population	348



Tennessee College of Applied Technology at Paris - 2015

GROUP A OFFENSES	Offense	Rate per 1,000	Cleared	% Cleared
Homicide Offenses (Total)	0	0.0	0	0.0
Murder	0	0.0	0	0.0
Negligent Manslaughter	0	0.0	0	0.0
Kidnapping/Abduction	0	0.0	0	0.0
Sex Offenses (Forcible) (Total)	0	0.0	0	0.0
Forcible Rape	0	0.0	0	0.0
Forcible Sodomy	0	0.0	0	0.0
Sexual Assault W/Object	0	0.0	0	0.0
Forcible Fondling	0	0.0	0	0.0
Robbery	0	0.0	0	0.0
Assault Offenses (Total)	0	0.0	0	0.0
Aggravated Assault	0	0.0	0	0.0
Simple Assault	0	0.0	0	0.0
Intimidation	0	0.0	0	0.0
Stalking	0	0.0	0	0.0
Arson	0	0.0	0	0.0
Extortion/Blackmail	0	0.0	0	0.0
Burglary	0	0.0	0	0.0
Larceny/Theft Offenses (Total)	0	0.0	0	0.0
Theft - Pocket-picking	0	0.0	0	0.0
Theft - Purse Snatching	0	0.0	0	0.0
Theft - Shoplifting	0	0.0	0	0.0
Theft From Building	0	0.0	0	0.0
Theft From Coin Machine	0	0.0	0	0.0
Theft From Motor Vehicle	0	0.0	0	0.0
Theft of Motor Vehicle Parts	0	0.0	0	0.0
Theft - All Other Larceny	0	0.0	0	0.0
Motor Vehicle Theft	0	0.0	0	0.0
Counterfeiting/Forgery	0	0.0	0	0.0
Fraud Offenses (Total)	0	0.0	0	0.0
Fraud - False Pretenses	0	0.0	0	0.0
Fraud - Credit Card/ATM	0	0.0	0	0.0
Fraud - Impersonation	0	0.0	0	0.0
Fraud - Welfare	0	0.0	0	0.0
Fraud - Wire	0	0.0	0	0.0
Embezzlement	0	0.0	0	0.0
Stolen Property Offenses	0	0.0	0	0.0
Destruction/Damage/Vandalism	0	0.0	0	0.0
Drug/Narcotic Violations (Total)	2	6.0	2	100.0
Drug/Narcotic Violations	1	3.0	1	100.0
Drug/Narcotic Equipment Violations	1	3.0	1	100.0

GROUP A OFFENSES	Offense	Rate per 1,000	Cleared	% Cleared
Sex Offenses (Nonforcible) (Total)	0	0.0	0	0.0
Incest	0	0.0	0	0.0
Statutory Rape	0	0.0	0	0.0
Pornography/Obscene Material	0	0.0	0	0.0
Gambling Offenses (Total)	0	0.0	0	0.0
Gambling - Betting/Wagering	0	0.0	0	0.0
Gambling - Operating/Promoting	0	0.0	0	0.0
Gambling - Equipment Violations	0	0.0	0	0.0
Gambling - Sports Tampering	0	0.0	0	0.0
Prostitution Offenses (Total)	0	0.0	0	0.0
Prostitution	0	0.0	0	0.0
Prostitution Assisting/Promoting	0	0.0	0	0.0
Purchasing Prostitution	0	0.0	0	0.0
Human Trafficking Offenses (Total)	0	0.0	0	0.0
Commercial Sex Acts	0	0.0	0	0.0
Involuntary Servitude	0	0.0	0	0.0
Bribery	0	0.0	0	0.0
Weapon Law Violations	0	0.0	0	0.0

GROUP B OFFENSES	Offenses	Rate per 1,000
Bad Checks	0	0.0
Curfew/Vagrancy	0	0.0
Disorderly Conduct	0	0.0
DUI	0	0.0
Drunkenness	0	0.0
Family-Non Violent	0	0.0
Liquor Law Violations	0	0.0
Peeping Tom	0	0.0
Trespass	0	0.0
All Other Offenses	0	0.0

2015 Fall Term Campus Population	
Undergraduate Enrollment	290
Graduate Enrollment	0
Staff Personnel	14
Faculty Personnel	18
Security Personnel	0
Total Campus Population	322



Tennessee College of Applied Technology at Pulaski - 2015

GROUP A OFFENSES	Offense	Rate per 1,000	Cleared	% Cleared
Homicide Offenses (Total)	0	0.0	0	0.0
Murder	0	0.0	0	0.0
Negligent Manslaughter	0	0.0	0	0.0
Kidnapping/Abduction	0	0.0	0	0.0
Sex Offenses (Forcible) (Total)	0	0.0	0	0.0
Forcible Rape	0	0.0	0	0.0
Forcible Sodomy	0	0.0	0	0.0
Sexual Assault W/Object	0	0.0	0	0.0
Forcible Fondling	0	0.0	0	0.0
Robbery	0	0.0	0	0.0
Assault Offenses (Total)	0	0.0	0	0.0
Aggravated Assault	0	0.0	0	0.0
Simple Assault	0	0.0	0	0.0
Intimidation	0	0.0	0	0.0
Stalking	0	0.0	0	0.0
Arson	0	0.0	0	0.0
Extortion/Blackmail	0	0.0	0	0.0
Burglary	1	1.5	1	100.0
Larceny/Theft Offenses (Total)	0	0.0	0	0.0
Theft - Pocket-picking	0	0.0	0	0.0
Theft - Purse Snatching	0	0.0	0	0.0
Theft - Shoplifting	0	0.0	0	0.0
Theft From Building	0	0.0	0	0.0
Theft From Coin Machine	0	0.0	0	0.0
Theft From Motor Vehicle	0	0.0	0	0.0
Theft of Motor Vehicle Parts	0	0.0	0	0.0
Theft - All Other Larceny	0	0.0	0	0.0
Motor Vehicle Theft	0	0.0	0	0.0
Counterfeiting/Forgery	0	0.0	0	0.0
Fraud Offenses (Total)	0	0.0	0	0.0
Fraud - False Pretenses	0	0.0	0	0.0
Fraud - Credit Card/ATM	0	0.0	0	0.0
Fraud - Impersonation	0	0.0	0	0.0
Fraud - Welfare	0	0.0	0	0.0
Fraud - Wire	0	0.0	0	0.0
Embezzlement	0	0.0	0	0.0
Stolen Property Offenses	0	0.0	0	0.0
Destruction/Damage/Vandalism	0	0.0	0	0.0
Drug/Narcotic Violations (Total)	0	0.0	0	0.0
Drug/Narcotic Violations	0	0.0	0	0.0
Drug/Narcotic Equipment Violations	0	0.0	0	0.0

GROUP A OFFENSES	Offense	Rate per 1,000	Cleared	% Cleared
Sex Offenses (Nonforcible) (Total)	0	0.0	0	0.0
Incest	0	0.0	0	0.0
Statutory Rape	0	0.0	0	0.0
Pornography/Obscene Material	0	0.0	0	0.0
Gambling Offenses (Total)	0	0.0	0	0.0
Gambling - Betting/Wagering	0	0.0	0	0.0
Gambling - Operating/Promoting	0	0.0	0	0.0
Gambling - Equipment Violations	0	0.0	0	0.0
Gambling - Sports Tampering	0	0.0	0	0.0
Prostitution Offenses (Total)	0	0.0	0	0.0
Prostitution	0	0.0	0	0.0
Prostitution Assisting/Promoting	0	0.0	0	0.0
Purchasing Prostitution	0	0.0	0	0.0
Human Trafficking Offenses (Total)	0	0.0	0	0.0
Commercial Sex Acts	0	0.0	0	0.0
Involuntary Servitude	0	0.0	0	0.0
Bribery	0	0.0	0	0.0
Weapon Law Violations	0	0.0	0	0.0

GROUP B OFFENSES	Offenses	Rate per 1,000
Bad Checks	0	0.0
Curfew/Vagrancy	0	0.0
Disorderly Conduct	0	0.0
DUI	0	0.0
Drunkenness	0	0.0
Family-Non Violent	0	0.0
Liquor Law Violations	0	0.0
Peeping Tom	0	0.0
Trespass	0	0.0
All Other Offenses	0	0.0

2015 Fall Term Campus Population	
Undergraduate Enrollment	860
Graduate Enrollment	0
Staff Personnel	13
Faculty Personnel	20
Security Personnel	1
Total Campus Population	894



Tennessee College of Applied Technology at Ripley - 2015

GROUP A OFFENSES	Offense	Rate per 1,000	Cleared	% Cleared
Homicide Offenses (Total)	0	0.0	0	0.0
Murder	0	0.0	0	0.0
Negligent Manslaughter	0	0.0	0	0.0
Kidnapping/Abduction	0	0.0	0	0.0
Sex Offenses (Forcible) (Total)	0	0.0	0	0.0
Forcible Rape	0	0.0	0	0.0
Forcible Sodomy	0	0.0	0	0.0
Sexual Assault W/Object	0	0.0	0	0.0
Forcible Fondling	0	0.0	0	0.0
Robbery	0	0.0	0	0.0
Assault Offenses (Total)	0	0.0	0	0.0
Aggravated Assault	0	0.0	0	0.0
Simple Assault	0	0.0	0	0.0
Intimidation	0	0.0	0	0.0
Stalking	0	0.0	0	0.0
Arson	0	0.0	0	0.0
Extortion/Blackmail	0	0.0	0	0.0
Burglary	0	0.0	0	0.0
Larceny/Theft Offenses (Total)	0	0.0	0	0.0
Theft - Pocket-picking	0	0.0	0	0.0
Theft - Purse Snatching	0	0.0	0	0.0
Theft - Shoplifting	0	0.0	0	0.0
Theft From Building	0	0.0	0	0.0
Theft From Coin Machine	0	0.0	0	0.0
Theft From Motor Vehicle	0	0.0	0	0.0
Theft of Motor Vehicle Parts	0	0.0	0	0.0
Theft - All Other Larceny	0	0.0	0	0.0
Motor Vehicle Theft	0	0.0	0	0.0
Counterfeiting/Forgery	0	0.0	0	0.0
Fraud Offenses (Total)	0	0.0	0	0.0
Fraud - False Pretenses	0	0.0	0	0.0
Fraud - Credit Card/ATM	0	0.0	0	0.0
Fraud - Impersonation	0	0.0	0	0.0
Fraud - Welfare	0	0.0	0	0.0
Fraud - Wire	0	0.0	0	0.0
Embezzlement	0	0.0	0	0.0
Stolen Property Offenses	0	0.0	0	0.0
Destruction/Damage/Vandalism	0	0.0	0	0.0
Drug/Narcotic Violations (Total)	0	0.0	0	0.0
Drug/Narcotic Violations	0	0.0	0	0.0
Drug/Narcotic Equipment Violations	0	0.0	0	0.0

GROUP A OFFENSES	Offense	Rate per 1,000	Cleared	% Cleared
Sex Offenses (Nonforcible) (Total)	0	0.0	0	0.0
Incest	0	0.0	0	0.0
Statutory Rape	0	0.0	0	0.0
Pornography/Obscene Material	0	0.0	0	0.0
Gambling Offenses (Total)	0	0.0	0	0.0
Gambling - Betting/Wagering	0	0.0	0	0.0
Gambling - Operating/Promoting	0	0.0	0	0.0
Gambling - Equipment Violations	0	0.0	0	0.0
Gambling - Sports Tampering	0	0.0	0	0.0
Prostitution Offenses (Total)	0	0.0	0	0.0
Prostitution	0	0.0	0	0.0
Prostitution Assisting/Promoting	0	0.0	0	0.0
Purchasing Prostitution	0	0.0	0	0.0
Human Trafficking Offenses (Total)	0	0.0	0	0.0
Commercial Sex Acts	0	0.0	0	0.0
Involuntary Servitude	0	0.0	0	0.0
Bribery	0	0.0	0	0.0
Weapon Law Violations	0	0.0	0	0.0

GROUP B OFFENSES	Offenses	Rate per 1,000
Bad Checks	0	0.0
Curfew/Vagrancy	0	0.0
Disorderly Conduct	0	0.0
DUI	0	0.0
Drunkenness	0	0.0
Family-Non Violent	0	0.0
Liquor Law Violations	0	0.0
Peeping Tom	0	0.0
Trespass	0	0.0
All Other Offenses	0	0.0

2015 Fall Term Campus Population	
Undergraduate Enrollment	164
Graduate Enrollment	0
Staff Personnel	8
Faculty Personnel	11
Security Personnel	0
Total Campus Population	183



Tennessee College of Applied Technology at Shelbyville - 2015

GROUP A OFFENSES	Offense	Rate per 1,000	Cleared	% Cleared
Homicide Offenses (Total)	0	0.0	0	0.0
Murder	0	0.0	0	0.0
Negligent Manslaughter	0	0.0	0	0.0
Kidnapping/Abduction	0	0.0	0	0.0
Sex Offenses (Forcible) (Total)	0	0.0	0	0.0
Forcible Rape	0	0.0	0	0.0
Forcible Sodomy	0	0.0	0	0.0
Sexual Assault W/Object	0	0.0	0	0.0
Forcible Fondling	0	0.0	0	0.0
Robbery	0	0.0	0	0.0
Assault Offenses (Total)	0	0.0	0	0.0
Aggravated Assault	0	0.0	0	0.0
Simple Assault	0	0.0	0	0.0
Intimidation	0	0.0	0	0.0
Stalking	0	0.0	0	0.0
Arson	0	0.0	0	0.0
Extortion/Blackmail	0	0.0	0	0.0
Burglary	0	0.0	0	0.0
Larceny/Theft Offenses (Total)	0	0.0	0	0.0
Theft - Pocket-picking	0	0.0	0	0.0
Theft - Purse Snatching	0	0.0	0	0.0
Theft - Shoplifting	0	0.0	0	0.0
Theft From Building	0	0.0	0	0.0
Theft From Coin Machine	0	0.0	0	0.0
Theft From Motor Vehicle	0	0.0	0	0.0
Theft of Motor Vehicle Parts	0	0.0	0	0.0
Theft - All Other Larceny	0	0.0	0	0.0
Motor Vehicle Theft	0	0.0	0	0.0
Counterfeiting/Forgery	0	0.0	0	0.0
Fraud Offenses (Total)	0	0.0	0	0.0
Fraud - False Pretenses	0	0.0	0	0.0
Fraud - Credit Card/ATM	0	0.0	0	0.0
Fraud - Impersonation	0	0.0	0	0.0
Fraud - Welfare	0	0.0	0	0.0
Fraud - Wire	0	0.0	0	0.0
Embezzlement	0	0.0	0	0.0
Stolen Property Offenses	0	0.0	0	0.0
Destruction/Damage/Vandalism	0	0.0	0	0.0
Drug/Narcotic Violations (Total)	0	0.0	0	0.0
Drug/Narcotic Violations	0	0.0	0	0.0
Drug/Narcotic Equipment Violations	0	0.0	0	0.0

GROUP A OFFENSES	Offense	Rate per 1,000	Cleared	% Cleared
Sex Offenses (Nonforcible) (Total)	0	0.0	0	0.0
Incest	0	0.0	0	0.0
Statutory Rape	0	0.0	0	0.0
Pornography/Obscene Material	0	0.0	0	0.0
Gambling Offenses (Total)	0	0.0	0	0.0
Gambling - Betting/Wagering	0	0.0	0	0.0
Gambling - Operating/Promoting	0	0.0	0	0.0
Gambling - Equipment Violations	0	0.0	0	0.0
Gambling - Sports Tampering	0	0.0	0	0.0
Prostitution Offenses (Total)	0	0.0	0	0.0
Prostitution	0	0.0	0	0.0
Prostitution Assisting/Promoting	0	0.0	0	0.0
Purchasing Prostitution	0	0.0	0	0.0
Human Trafficking Offenses (Total)	0	0.0	0	0.0
Commercial Sex Acts	0	0.0	0	0.0
Involuntary Servitude	0	0.0	0	0.0
Bribery	0	0.0	0	0.0
Weapon Law Violations	0	0.0	0	0.0

GROUP B OFFENSES	Offenses	Rate per 1,000
Bad Checks	0	0.0
Curfew/Vagrancy	0	0.0
Disorderly Conduct	0	0.0
DUI	0	0.0
Drunkenness	0	0.0
Family-Non Violent	0	0.0
Liquor Law Violations	0	0.0
Peeping Tom	0	0.0
Trespass	0	0.0
All Other Offenses	0	0.0

2015 Fall Term Campus Population	
Undergraduate Enrollment	619
Graduate Enrollment	0
Staff Personnel	12
Faculty Personnel	32
Security Personnel	0
Total Campus Population	663



Tennessee College of Applied Technology at Whiteville - 2015

GROUP A OFFENSES	Offense	Rate per 1,000	Cleared	% Cleared
Homicide Offenses (Total)	0	0.0	0	0.0
Murder	0	0.0	0	0.0
Negligent Manslaughter	0	0.0	0	0.0
Kidnapping/Abduction	0	0.0	0	0.0
Sex Offenses (Forcible) (Total)	0	0.0	0	0.0
Forcible Rape	0	0.0	0	0.0
Forcible Sodomy	0	0.0	0	0.0
Sexual Assault W/Object	0	0.0	0	0.0
Forcible Fondling	0	0.0	0	0.0
Robbery	0	0.0	0	0.0
Assault Offenses (Total)	0	0.0	0	0.0
Aggravated Assault	0	0.0	0	0.0
Simple Assault	0	0.0	0	0.0
Intimidation	0	0.0	0	0.0
Stalking	0	0.0	0	0.0
Arson	0	0.0	0	0.0
Extortion/Blackmail	0	0.0	0	0.0
Burglary	0	0.0	0	0.0
Larceny/Theft Offenses (Total)	1	5.2	0	0.0
Theft - Pocket-picking	0	0.0	0	0.0
Theft - Purse Snatching	0	0.0	0	0.0
Theft - Shoplifting	0	0.0	0	0.0
Theft From Building	0	0.0	0	0.0
Theft From Coin Machine	0	0.0	0	0.0
Theft From Motor Vehicle	0	0.0	0	0.0
Theft of Motor Vehicle Parts	0	0.0	0	0.0
Theft - All Other Larceny	1	5.2	0	0.0
Motor Vehicle Theft	0	0.0	0	0.0
Counterfeiting/Forgery	0	0.0	0	0.0
Fraud Offenses (Total)	0	0.0	0	0.0
Fraud - False Pretenses	0	0.0	0	0.0
Fraud - Credit Card/ATM	0	0.0	0	0.0
Fraud - Impersonation	0	0.0	0	0.0
Fraud - Welfare	0	0.0	0	0.0
Fraud - Wire	0	0.0	0	0.0
Embezzlement	0	0.0	0	0.0
Stolen Property Offenses	0	0.0	0	0.0
Destruction/Damage/Vandalism	0	0.0	0	0.0
Drug/Narcotic Violations (Total)	1	5.2	0	0.0
Drug/Narcotic Violations	1	5.2	0	0.0
Drug/Narcotic Equipment Violations	0	0.0	0	0.0

GROUP A OFFENSES	Offense	Rate per 1,000	Cleared	% Cleared
Sex Offenses (Nonforcible) (Total)	0	0.0	0	0.0
Incest	0	0.0	0	0.0
Statutory Rape	0	0.0	0	0.0
Pornography/Obscene Material	0	0.0	0	0.0
Gambling Offenses (Total)	0	0.0	0	0.0
Gambling - Betting/Wagering	0	0.0	0	0.0
Gambling - Operating/Promoting	0	0.0	0	0.0
Gambling - Equipment Violations	0	0.0	0	0.0
Gambling - Sports Tampering	0	0.0	0	0.0
Prostitution Offenses (Total)	0	0.0	0	0.0
Prostitution	0	0.0	0	0.0
Prostitution Assisting/Promoting	0	0.0	0	0.0
Purchasing Prostitution	0	0.0	0	0.0
Human Trafficking Offenses (Total)	0	0.0	0	0.0
Commercial Sex Acts	0	0.0	0	0.0
Involuntary Servitude	0	0.0	0	0.0
Bribery	0	0.0	0	0.0
Weapon Law Violations	0	0.0	0	0.0

GROUP B OFFENSES	Offenses	Rate per 1,000
Bad Checks	0	0.0
Curfew/Vagrancy	0	0.0
Disorderly Conduct	0	0.0
DUI	0	0.0
Drunkenness	0	0.0
Family-Non Violent	0	0.0
Liquor Law Violations	0	0.0
Peeping Tom	0	0.0
Trespass	0	0.0
All Other Offenses	0	0.0

2015 Fall Term Campus Population	
Undergraduate Enrollment	213
Graduate Enrollment	0
Staff Personnel	10
Faculty Personnel	11
Security Personnel	0
Total Campus Population	234



Tennessee State University - 2015

GROUP A OFFENSES	Offense	Rate per 1,000	Cleared	% Cleared
Homicide Offenses (Total)	0	0.0	0	0.0
Murder	0	0.0	0	0.0
Negligent Manslaughter	0	0.0	0	0.0
Kidnapping/Abduction	0	0.0	0	0.0
Sex Offenses (Forcible) (Total)	4	0.4	1	25.0
Forcible Rape	2	0.2	0	0.0
Forcible Sodomy	0	0.0	0	0.0
Sexual Assault W/Object	1	0.1	1	100.0
Forcible Fondling	1	0.1	0	0.0
Robbery	5	0.5	0	0.0
Assault Offenses (Total)	67	6.2	24	35.8
Aggravated Assault	6	0.6	2	33.3
Simple Assault	39	3.6	19	48.7
Intimidation	20	1.8	3	15.0
Stalking	2	0.2	0	0.0
Arson	1	0.1	0	0.0
Extortion/Blackmail	0	0.0	0	0.0
Burglary	16	1.5	1	6.3
Larceny/Theft Offenses (Total)	34	3.1	0	0.0
Theft - Pocket-picking	0	0.0	0	0.0
Theft - Purse Snatching	0	0.0	0	0.0
Theft - Shoplifting	0	0.0	0	0.0
Theft From Building	27	2.5	0	0.0
Theft From Coin Machine	0	0.0	0	0.0
Theft From Motor Vehicle	3	0.3	0	0.0
Theft of Motor Vehicle Parts	0	0.0	0	0.0
Theft - All Other Larceny	4	0.4	0	0.0
Motor Vehicle Theft	2	0.2	0	0.0
Counterfeiting/Forgery	0	0.0	0	0.0
Fraud Offenses (Total)	5	0.5	0	0.0
Fraud - False Pretenses	1	0.1	0	0.0
Fraud - Credit Card/ATM	2	0.2	0	0.0
Fraud - Impersonation	0	0.0	0	0.0
Fraud - Welfare	0	0.0	0	0.0
Fraud - Wire	2	0.2	0	0.0
Embezzlement	0	0.0	0	0.0
Stolen Property Offenses	0	0.0	0	0.0
Destruction/Damage/Vandalism	25	2.3	3	12.0
Drug/Narcotic Violations (Total)	28	2.6	16	57.1
Drug/Narcotic Violations	22	2.0	14	63.6
Drug/Narcotic Equipment Violations	6	0.6	2	33.3

GROUP A OFFENSES	Offense	Rate per 1,000	Cleared	% Cleared
Sex Offenses (Nonforcible) (Total)	0	0.0	0	0.0
Incest	0	0.0	0	0.0
Statutory Rape	0	0.0	0	0.0
Pornography/Obscene Material	0	0.0	0	0.0
Gambling Offenses (Total)	0	0.0	0	0.0
Gambling - Betting/Wagering	0	0.0	0	0.0
Gambling - Operating/Promoting	0	0.0	0	0.0
Gambling - Equipment Violations	0	0.0	0	0.0
Gambling - Sports Tampering	0	0.0	0	0.0
Prostitution Offenses (Total)	0	0.0	0	0.0
Prostitution	0	0.0	0	0.0
Prostitution Assisting/Promoting	0	0.0	0	0.0
Purchasing Prostitution	0	0.0	0	0.0
Human Trafficking Offenses (Total)	0	0.0	0	0.0
Commercial Sex Acts	0	0.0	0	0.0
Involuntary Servitude	0	0.0	0	0.0
Bribery	0	0.0	0	0.0
Weapon Law Violations	5	0.5	3	60.0

GROUP B OFFENSES	Offenses	Rate per 1,000
Bad Checks	0	0.0
Curfew/Vagrancy	0	0.0
Disorderly Conduct	6	0.6
DUI	0	0.0
Drunkenness	0	0.0
Family-Non Violent	0	0.0
Liquor Law Violations	3	0.3
Peeping Tom	0	0.0
Trespass	6	0.6
All Other Offenses	6	0.6

2015 Fall Term Campus Population	
Undergraduate Enrollment	3,879
Graduate Enrollment	1,903
Staff Personnel	1,205
Faculty Personnel	454
Security Personnel	60
Total Campus Population	7,501



Tennessee Technological University - 2015

GROUP A OFFENSES	Offense	Rate per 1,000	Cleared	% Cleared
Homicide Offenses (Total)	0	0.0	0	0.0
Murder	0	0.0	0	0.0
Negligent Manslaughter	0	0.0	0	0.0
Kidnapping/Abduction	0	0.0	0	0.0
Sex Offenses (Forcible) (Total)	1	0.1	1	100.0
Forcible Rape	1	0.1	1	100.0
Forcible Sodomy	0	0.0	0	0.0
Sexual Assault W/Object	0	0.0	0	0.0
Forcible Fondling	0	0.0	0	0.0
Robbery	0	0.0	0	0.0
Assault Offenses (Total)	18	1.6	11	61.1
Aggravated Assault	2	0.2	1	50.0
Simple Assault	6	0.5	4	66.7
Intimidation	8	0.7	4	50.0
Stalking	2	0.2	2	100.0
Arson	0	0.0	0	0.0
Extortion/Blackmail	0	0.0	0	0.0
Burglary	7	0.6	1	14.3
Larceny/Theft Offenses (Total)	51	4.6	3	5.9
Theft - Pocket-picking	0	0.0	0	0.0
Theft - Purse Snatching	0	0.0	0	0.0
Theft - Shoplifting	0	0.0	0	0.0
Theft From Building	15	1.4	1	6.7
Theft From Coin Machine	0	0.0	0	0.0
Theft From Motor Vehicle	11	1.0	0	0.0
Theft of Motor Vehicle Parts	5	0.5	0	0.0
Theft - All Other Larceny	20	1.8	2	10.0
Motor Vehicle Theft	2	0.2	0	0.0
Counterfeiting/Forgery	0	0.0	0	0.0
Fraud Offenses (Total)	3	0.3	0	0.0
Fraud - False Pretenses	3	0.3	0	0.0
Fraud - Credit Card/ATM	0	0.0	0	0.0
Fraud - Impersonation	0	0.0	0	0.0
Fraud - Welfare	0	0.0	0	0.0
Fraud - Wire	0	0.0	0	0.0
Embezzlement	0	0.0	0	0.0
Stolen Property Offenses	0	0.0	0	0.0
Destruction/Damage/Vandalism	28	2.5	2	7.1
Drug/Narcotic Violations (Total)	11	1.0	6	54.5
Drug/Narcotic Violations	6	0.5	3	50.0
Drug/Narcotic Equipment Violations	5	0.5	3	60.0

GROUP A OFFENSES	Offense	Rate per 1,000	Cleared	% Cleared
Sex Offenses (Nonforcible) (Total)	0	0.0	0	0.0
Incest	0	0.0	0	0.0
Statutory Rape	0	0.0	0	0.0
Pornography/Obscene Material	1	0.1	1	100.0
Gambling Offenses (Total)	0	0.0	0	0.0
Gambling - Betting/Wagering	0	0.0	0	0.0
Gambling - Operating/Promoting	0	0.0	0	0.0
Gambling - Equipment Violations	0	0.0	0	0.0
Gambling - Sports Tampering	0	0.0	0	0.0
Prostitution Offenses (Total)	1	0.1	0	0.0
Prostitution	0	0.0	0	0.0
Prostitution Assisting/Promoting	0	0.0	0	0.0
Purchasing Prostitution	1	0.1	0	0.0
Human Trafficking Offenses (Total)	0	0.0	0	0.0
Commercial Sex Acts	0	0.0	0	0.0
Involuntary Servitude	0	0.0	0	0.0
Bribery	0	0.0	0	0.0
Weapon Law Violations	0	0.0	0	0.0

GROUP B OFFENSES	Offenses	Rate per 1,000
Bad Checks	0	0.0
Curfew/Vagrancy	0	0.0
Disorderly Conduct	5	0.5
DUI	4	0.4
Drunkenness	3	0.3
Family-Non Violent	0	0.0
Liquor Law Violations	13	1.2
Peeping Tom	0	0.0
Trespass	0	0.0
All Other Offenses	2	0.2

2015 Fall Term Campus Population	
Undergraduate Enrollment	8,837
Graduate Enrollment	602
Staff Personnel	439
Faculty Personnel	726
Security Personnel	20
Total Campus Population	10,624



Tennessee Wesleyan College - 2015

GROUP A OFFENSES	Offense	Rate per 1,000	Cleared	% Cleared
Homicide Offenses (Total)	0	0.0	0	0.0
Murder	0	0.0	0	0.0
Negligent Manslaughter	0	0.0	0	0.0
Kidnapping/Abduction	0	0.0	0	0.0
Sex Offenses (Forcible) (Total)	0	0.0	0	0.0
Forcible Rape	0	0.0	0	0.0
Forcible Sodomy	0	0.0	0	0.0
Sexual Assault W/Object	0	0.0	0	0.0
Forcible Fondling	0	0.0	0	0.0
Robbery	0	0.0	0	0.0
Assault Offenses (Total)	0	0.0	0	0.0
Aggravated Assault	0	0.0	0	0.0
Simple Assault	0	0.0	0	0.0
Intimidation	0	0.0	0	0.0
Stalking	0	0.0	0	0.0
Arson	0	0.0	0	0.0
Extortion/Blackmail	0	0.0	0	0.0
Burglary	9	8.0	0	0.0
Larceny/Theft Offenses (Total)	4	3.5	1	25.0
Theft - Pocket-picking	0	0.0	0	0.0
Theft - Purse Snatching	0	0.0	0	0.0
Theft - Shoplifting	0	0.0	0	0.0
Theft From Building	3	2.7	1	33.3
Theft From Coin Machine	0	0.0	0	0.0
Theft From Motor Vehicle	0	0.0	0	0.0
Theft of Motor Vehicle Parts	1	0.9	0	0.0
Theft - All Other Larceny	0	0.0	0	0.0
Motor Vehicle Theft	1	0.9	0	0.0
Counterfeiting/Forgery	0	0.0	0	0.0
Fraud Offenses (Total)	0	0.0	0	0.0
Fraud - False Pretenses	0	0.0	0	0.0
Fraud - Credit Card/ATM	0	0.0	0	0.0
Fraud - Impersonation	0	0.0	0	0.0
Fraud - Welfare	0	0.0	0	0.0
Fraud - Wire	0	0.0	0	0.0
Embezzlement	0	0.0	0	0.0
Stolen Property Offenses	0	0.0	0	0.0
Destruction/Damage/Vandalism	3	2.7	0	0.0
Drug/Narcotic Violations (Total)	1	0.9	1	100.0
Drug/Narcotic Violations	0	0.0	0	0.0
Drug/Narcotic Equipment Violations	1	0.9	1	100.0

GROUP A OFFENSES	Offense	Rate per 1,000	Cleared	% Cleared
Sex Offenses (Nonforcible) (Total)	0	0.0	0	0.0
Incest	0	0.0	0	0.0
Statutory Rape	0	0.0	0	0.0
Pornography/Obscene Material	0	0.0	0	0.0
Gambling Offenses (Total)	0	0.0	0	0.0
Gambling - Betting/Wagering	0	0.0	0	0.0
Gambling - Operating/Promoting	0	0.0	0	0.0
Gambling - Equipment Violations	0	0.0	0	0.0
Gambling - Sports Tampering	0	0.0	0	0.0
Prostitution Offenses (Total)	0	0.0	0	0.0
Prostitution	0	0.0	0	0.0
Prostitution Assisting/Promoting	0	0.0	0	0.0
Purchasing Prostitution	0	0.0	0	0.0
Human Trafficking Offenses (Total)	0	0.0	0	0.0
Commercial Sex Acts	0	0.0	0	0.0
Involuntary Servitude	0	0.0	0	0.0
Bribery	0	0.0	0	0.0
Weapon Law Violations	0	0.0	0	0.0

GROUP B OFFENSES	Offenses	Rate per 1,000
Bad Checks	0	0.0
Curfew/Vagrancy	0	0.0
Disorderly Conduct	0	0.0
DUI	0	0.0
Drunkenness	0	0.0
Family-Non Violent	0	0.0
Liquor Law Violations	9	8.0
Peeping Tom	0	0.0
Trespass	0	0.0
All Other Offenses	0	0.0

2015 Fall Term Campus Population	
Undergraduate Enrollment	1,001
Graduate Enrollment	16
Staff Personnel	83
Faculty Personnel	101
Security Personnel	7
Total Campus Population	1,208



Trevecca Nazarene University - 2015

GROUP A OFFENSES	Offense	Rate per 1,000	Cleared	% Cleared
Homicide Offenses (Total)	0	0.0	0	0.0
Murder	0	0.0	0	0.0
Negligent Manslaughter	0	0.0	0	0.0
Kidnapping/Abduction	0	0.0	0	0.0
Sex Offenses (Forcible) (Total)	0	0.0	0	0.0
Forcible Rape	0	0.0	0	0.0
Forcible Sodomy	0	0.0	0	0.0
Sexual Assault W/Object	0	0.0	0	0.0
Forcible Fondling	0	0.0	0	0.0
Robbery	1	0.4	0	0.0
Assault Offenses (Total)	0	0.0	0	0.0
Aggravated Assault	0	0.0	0	0.0
Simple Assault	0	0.0	0	0.0
Intimidation	0	0.0	0	0.0
Stalking	0	0.0	0	0.0
Arson	0	0.0	0	0.0
Extortion/Blackmail	0	0.0	0	0.0
Burglary	5	1.9	0	0.0
Larceny/Theft Offenses (Total)	2	0.8	0	0.0
Theft - Pocket-picking	0	0.0	0	0.0
Theft - Purse Snatching	0	0.0	0	0.0
Theft - Shoplifting	0	0.0	0	0.0
Theft From Building	1	0.4	0	0.0
Theft From Coin Machine	0	0.0	0	0.0
Theft From Motor Vehicle	0	0.0	0	0.0
Theft of Motor Vehicle Parts	0	0.0	0	0.0
Theft - All Other Larceny	1	0.4	0	0.0
Motor Vehicle Theft	1	0.4	0	0.0
Counterfeiting/Forgery	0	0.0	0	0.0
Fraud Offenses (Total)	0	0.0	0	0.0
Fraud - False Pretenses	0	0.0	0	0.0
Fraud - Credit Card/ATM	0	0.0	0	0.0
Fraud - Impersonation	0	0.0	0	0.0
Fraud - Welfare	0	0.0	0	0.0
Fraud - Wire	0	0.0	0	0.0
Embezzlement	0	0.0	0	0.0
Stolen Property Offenses	0	0.0	0	0.0
Destruction/Damage/Vandalism	2	0.8	0	0.0
Drug/Narcotic Violations (Total)	3	1.1	0	0.0
Drug/Narcotic Violations	3	1.1	0	0.0
Drug/Narcotic Equipment Violations	0	0.0	0	0.0

GROUP A OFFENSES	Offense	Rate per 1,000	Cleared	% Cleared
Sex Offenses (Nonforcible) (Total)	0	0.0	0	0.0
Incest	0	0.0	0	0.0
Statutory Rape	0	0.0	0	0.0
Pornography/Obscene Material	0	0.0	0	0.0
Gambling Offenses (Total)	0	0.0	0	0.0
Gambling - Betting/Wagering	0	0.0	0	0.0
Gambling - Operating/Promoting	0	0.0	0	0.0
Gambling - Equipment Violations	0	0.0	0	0.0
Gambling - Sports Tampering	0	0.0	0	0.0
Prostitution Offenses (Total)	0	0.0	0	0.0
Prostitution	0	0.0	0	0.0
Prostitution Assisting/Promoting	0	0.0	0	0.0
Purchasing Prostitution	0	0.0	0	0.0
Human Trafficking Offenses (Total)	0	0.0	0	0.0
Commercial Sex Acts	0	0.0	0	0.0
Involuntary Servitude	0	0.0	0	0.0
Bribery	0	0.0	0	0.0
Weapon Law Violations	0	0.0	0	0.0

GROUP B OFFENSES	Offenses	Rate per 1,000
Bad Checks	0	0.0
Curfew/Vagrancy	0	0.0
Disorderly Conduct	0	0.0
DUI	0	0.0
Drunkenness	0	0.0
Family-Non Violent	0	0.0
Liquor Law Violations	13	5.0
Peeping Tom	0	0.0
Trespass	0	0.0
All Other Offenses	0	0.0

2015 Fall Term Campus Population	
Undergraduate Enrollment	1,679
Graduate Enrollment	830
Staff Personnel	178
Faculty Personnel	210
Security Personnel	5
Total Campus Population	2,902



Tusculum College - 2015

GROUP A OFFENSES	Offense	Rate per 1,000	Cleared	% Cleared
Homicide Offenses (Total)	0	0.0	0	0.0
Murder	0	0.0	0	0.0
Negligent Manslaughter	0	0.0	0	0.0
Kidnapping/Abduction	0	0.0	0	0.0
Sex Offenses (Forcible) (Total)	1	0.5	1	100.0
Forcible Rape	1	0.5	1	100.0
Forcible Sodomy	0	0.0	0	0.0
Sexual Assault W/Object	0	0.0	0	0.0
Forcible Fondling	0	0.0	0	0.0
Robbery	0	0.0	0	0.0
Assault Offenses (Total)	2	0.9	2	100.0
Aggravated Assault	1	0.5	1	100.0
Simple Assault	1	0.5	1	100.0
Intimidation	0	0.0	0	0.0
Stalking	0	0.0	0	0.0
Arson	0	0.0	0	0.0
Extortion/Blackmail	1	0.5	0	0.0
Burglary	3	1.4	0	0.0
Larceny/Theft Offenses (Total)	12	5.5	0	0.0
Theft - Pocket-picking	0	0.0	0	0.0
Theft - Purse Snatching	0	0.0	0	0.0
Theft - Shoplifting	0	0.0	0	0.0
Theft From Building	10	4.6	0	0.0
Theft From Coin Machine	0	0.0	0	0.0
Theft From Motor Vehicle	0	0.0	0	0.0
Theft of Motor Vehicle Parts	1	0.5	0	0.0
Theft - All Other Larceny	1	0.5	0	0.0
Motor Vehicle Theft	0	0.0	0	0.0
Counterfeiting/Forgery	0	0.0	0	0.0
Fraud Offenses (Total)	0	0.0	0	0.0
Fraud - False Pretenses	0	0.0	0	0.0
Fraud - Credit Card/ATM	0	0.0	0	0.0
Fraud - Impersonation	0	0.0	0	0.0
Fraud - Welfare	0	0.0	0	0.0
Fraud - Wire	0	0.0	0	0.0
Embezzlement	0	0.0	0	0.0
Stolen Property Offenses	0	0.0	0	0.0
Destruction/Damage/Vandalism	4	1.8	0	0.0
Drug/Narcotic Violations (Total)	2	0.9	2	100.0
Drug/Narcotic Violations	2	0.9	2	100.0
Drug/Narcotic Equipment Violations	0	0.0	0	0.0

GROUP A OFFENSES	Offense	Rate per 1,000	Cleared	% Cleared
Sex Offenses (Nonforcible) (Total)	0	0.0	0	0.0
Incest	0	0.0	0	0.0
Statutory Rape	0	0.0	0	0.0
Pornography/Obscene Material	0	0.0	0	0.0
Gambling Offenses (Total)	0	0.0	0	0.0
Gambling - Betting/Wagering	0	0.0	0	0.0
Gambling - Operating/Promoting	0	0.0	0	0.0
Gambling - Equipment Violations	0	0.0	0	0.0
Gambling - Sports Tampering	0	0.0	0	0.0
Prostitution Offenses (Total)	0	0.0	0	0.0
Prostitution	0	0.0	0	0.0
Prostitution Assisting/Promoting	0	0.0	0	0.0
Purchasing Prostitution	0	0.0	0	0.0
Human Trafficking Offenses (Total)	0	0.0	0	0.0
Commercial Sex Acts	0	0.0	0	0.0
Involuntary Servitude	0	0.0	0	0.0
Bribery	0	0.0	0	0.0
Weapon Law Violations	0	0.0	0	0.0

GROUP B OFFENSES	Offenses	Rate per 1,000
Bad Checks	0	0.0
Curfew/Vagrancy	0	0.0
Disorderly Conduct	0	0.0
DUI	0	0.0
Drunkenness	0	0.0
Family-Non Violent	0	0.0
Liquor Law Violations	4	1.8
Peeping Tom	0	0.0
Trespass	0	0.0
All Other Offenses	0	0.0

2015 Fall Term Campus Population	
Undergraduate Enrollment	1,668
Graduate Enrollment	102
Staff Personnel	347
Faculty Personnel	143
Security Personnel	7
Total Campus Population	2,267



Union University - 2015

GROUP A OFFENSES	Offense	Rate per 1,000	Cleared	% Cleared
Homicide Offenses (Total)	0	0.0	0	0.0
Murder	0	0.0	0	0.0
Negligent Manslaughter	0	0.0	0	0.0
Kidnapping/Abduction	0	0.0	0	0.0
Sex Offenses (Forcible) (Total)	0	0.0	0	0.0
Forcible Rape	0	0.0	0	0.0
Forcible Sodomy	0	0.0	0	0.0
Sexual Assault W/Object	0	0.0	0	0.0
Forcible Fondling	0	0.0	0	0.0
Robbery	0	0.0	0	0.0
Assault Offenses (Total)	0	0.0	0	0.0
Aggravated Assault	0	0.0	0	0.0
Simple Assault	0	0.0	0	0.0
Intimidation	0	0.0	0	0.0
Stalking	0	0.0	0	0.0
Arson	0	0.0	0	0.0
Extortion/Blackmail	0	0.0	0	0.0
Burglary	0	0.0	0	0.0
Larceny/Theft Offenses (Total)	3	0.8	0	0.0
Theft - Pocket-picking	0	0.0	0	0.0
Theft - Purse Snatching	0	0.0	0	0.0
Theft - Shoplifting	0	0.0	0	0.0
Theft From Building	0	0.0	0	0.0
Theft From Coin Machine	0	0.0	0	0.0
Theft From Motor Vehicle	2	0.5	0	0.0
Theft of Motor Vehicle Parts	0	0.0	0	0.0
Theft - All Other Larceny	1	0.3	0	0.0
Motor Vehicle Theft	0	0.0	0	0.0
Counterfeiting/Forgery	0	0.0	0	0.0
Fraud Offenses (Total)	0	0.0	0	0.0
Fraud - False Pretenses	0	0.0	0	0.0
Fraud - Credit Card/ATM	0	0.0	0	0.0
Fraud - Impersonation	0	0.0	0	0.0
Fraud - Welfare	0	0.0	0	0.0
Fraud - Wire	0	0.0	0	0.0
Embezzlement	0	0.0	0	0.0
Stolen Property Offenses	0	0.0	0	0.0
Destruction/Damage/Vandalism	0	0.0	0	0.0
Drug/Narcotic Violations (Total)	0	0.0	0	0.0
Drug/Narcotic Violations	0	0.0	0	0.0
Drug/Narcotic Equipment Violations	0	0.0	0	0.0

GROUP A OFFENSES	Offense	Rate per 1,000	Cleared	% Cleared
Sex Offenses (Nonforcible) (Total)	0	0.0	0	0.0
Incest	0	0.0	0	0.0
Statutory Rape	0	0.0	0	0.0
Pornography/Obscene Material	0	0.0	0	0.0
Gambling Offenses (Total)	0	0.0	0	0.0
Gambling - Betting/Wagering	0	0.0	0	0.0
Gambling - Operating/Promoting	0	0.0	0	0.0
Gambling - Equipment Violations	0	0.0	0	0.0
Gambling - Sports Tampering	0	0.0	0	0.0
Prostitution Offenses (Total)	0	0.0	0	0.0
Prostitution	0	0.0	0	0.0
Prostitution Assisting/Promoting	0	0.0	0	0.0
Purchasing Prostitution	0	0.0	0	0.0
Human Trafficking Offenses (Total)	0	0.0	0	0.0
Commercial Sex Acts	0	0.0	0	0.0
Involuntary Servitude	0	0.0	0	0.0
Bribery	0	0.0	0	0.0
Weapon Law Violations	0	0.0	0	0.0

GROUP B OFFENSES	Offenses	Rate per 1,000
Bad Checks	0	0.0
Curfew/Vagrancy	0	0.0
Disorderly Conduct	0	0.0
DUI	0	0.0
Drunkenness	0	0.0
Family-Non Violent	0	0.0
Liquor Law Violations	3	0.8
Peeping Tom	0	0.0
Trespass	0	0.0
All Other Offenses	0	0.0

2015 Fall Term Campus Population	
Undergraduate Enrollment	2,306
Graduate Enrollment	1,002
Staff Personnel	298
Faculty Personnel	437
Security Personnel	10
Total Campus Population	4,053



University of Memphis - 2015

GROUP A OFFENSES	Offense	Rate per 1,000	Cleared	% Cleared
Homicide Offenses (Total)	0	0.0	0	0.0
Murder	0	0.0	0	0.0
Negligent Manslaughter	0	0.0	0	0.0
Kidnapping/Abduction	0	0.0	0	0.0
Sex Offenses (Forcible) (Total)	6	0.3	4	66.7
Forcible Rape	1	0.0	0	0.0
Forcible Sodomy	0	0.0	0	0.0
Sexual Assault W/Object	0	0.0	0	0.0
Forcible Fondling	5	0.2	4	80.0
Robbery	2	0.1	0	0.0
Assault Offenses (Total)	30	1.3	20	66.7
Aggravated Assault	0	0.0	0	0.0
Simple Assault	16	0.7	12	75.0
Intimidation	13	0.6	8	61.5
Stalking	1	0.0	0	0.0
Arson	0	0.0	0	0.0
Extortion/Blackmail	1	0.0	0	0.0
Burglary	17	0.7	1	5.9
Larceny/Theft Offenses (Total)	121	5.1	14	11.6
Theft - Pocket-picking	0	0.0	0	0.0
Theft - Purse Snatching	2	0.1	0	0.0
Theft - Shoplifting	3	0.1	3	100.0
Theft From Building	49	2.1	6	12.2
Theft From Coin Machine	0	0.0	0	0.0
Theft From Motor Vehicle	19	0.8	0	0.0
Theft of Motor Vehicle Parts	19	0.8	3	15.8
Theft - All Other Larceny	29	1.2	2	6.9
Motor Vehicle Theft	4	0.2	2	50.0
Counterfeiting/Forgery	2	0.1	1	50.0
Fraud Offenses (Total)	12	0.5	1	8.3
Fraud - False Pretenses	3	0.1	1	33.3
Fraud - Credit Card/ATM	9	0.4	0	0.0
Fraud - Impersonation	0	0.0	0	0.0
Fraud - Welfare	0	0.0	0	0.0
Fraud - Wire	0	0.0	0	0.0
Embezzlement	2	0.1	1	50.0
Stolen Property Offenses	0	0.0	0	0.0
Destruction/Damage/Vandalism	39	1.7	4	10.3
Drug/Narcotic Violations (Total)	43	1.8	42	97.7
Drug/Narcotic Violations	34	1.4	33	97.1
Drug/Narcotic Equipment Violations	9	0.4	9	100.0

GROUP A OFFENSES	Offense	Rate per 1,000	Cleared	% Cleared
Sex Offenses (Nonforcible) (Total)	0	0.0	0	0.0
Incest	0	0.0	0	0.0
Statutory Rape	0	0.0	0	0.0
Pornography/Obscene Material	0	0.0	0	0.0
Gambling Offenses (Total)	1	0.0	1	100.0
Gambling - Betting/Wagering	1	0.0	1	100.0
Gambling - Operating/Promoting	0	0.0	0	0.0
Gambling - Equipment Violations	0	0.0	0	0.0
Gambling - Sports Tampering	0	0.0	0	0.0
Prostitution Offenses (Total)	0	0.0	0	0.0
Prostitution	0	0.0	0	0.0
Prostitution Assisting/Promoting	0	0.0	0	0.0
Purchasing Prostitution	0	0.0	0	0.0
Human Trafficking Offenses (Total)	0	0.0	0	0.0
Commercial Sex Acts	0	0.0	0	0.0
Involuntary Servitude	0	0.0	0	0.0
Bribery	0	0.0	0	0.0
Weapon Law Violations	4	0.2	4	100.0

GROUP B OFFENSES	Offenses	Rate per 1,000
Bad Checks	0	0.0
Curfew/Vagrancy	0	0.0
Disorderly Conduct	2	0.1
DUI	3	0.1
Drunkenness	8	0.3
Family-Non Violent	0	0.0
Liquor Law Violations	12	0.5
Peeping Tom	0	0.0
Trespass	13	0.6
All Other Offenses	0	0.0

2015 Fall Term Campus Population	
Undergraduate Enrollment	15,080
Graduate Enrollment	3,273
Staff Personnel	1,819
Faculty Personnel	1,475
Security Personnel	69
Total Campus Population	21,716



University of Tennessee at Chattanooga - 2015

GROUP A OFFENSES	Offense	Rate per 1,000	Cleared	% Cleared
Homicide Offenses (Total)	0	0.0	0	0.0
Murder	0	0.0	0	0.0
Negligent Manslaughter	0	0.0	0	0.0
Kidnapping/Abduction	0	0.0	0	0.0
Sex Offenses (Forcible) (Total)	6	0.5	0	0.0
Forcible Rape	6	0.5	0	0.0
Forcible Sodomy	0	0.0	0	0.0
Sexual Assault W/Object	0	0.0	0	0.0
Forcible Fondling	0	0.0	0	0.0
Robbery	1	0.1	0	0.0
Assault Offenses (Total)	14	1.2	4	28.6
Aggravated Assault	0	0.0	0	0.0
Simple Assault	6	0.5	4	66.7
Intimidation	7	0.6	0	0.0
Stalking	1	0.1	0	0.0
Arson	0	0.0	0	0.0
Extortion/Blackmail	0	0.0	0	0.0
Burglary	14	1.2	4	28.6
Larceny/Theft Offenses (Total)	62	5.2	5	8.1
Theft - Pocket-picking	0	0.0	0	0.0
Theft - Purse Snatching	0	0.0	0	0.0
Theft - Shoplifting	0	0.0	0	0.0
Theft From Building	27	2.3	5	18.5
Theft From Coin Machine	3	0.3	0	0.0
Theft From Motor Vehicle	7	0.6	0	0.0
Theft of Motor Vehicle Parts	1	0.1	0	0.0
Theft - All Other Larceny	24	2.0	0	0.0
Motor Vehicle Theft	4	0.3	0	0.0
Counterfeiting/Forgery	2	0.2	0	0.0
Fraud Offenses (Total)	6	0.5	1	16.7
Fraud - False Pretenses	3	0.3	1	33.3
Fraud - Credit Card/ATM	2	0.2	0	0.0
Fraud - Impersonation	0	0.0	0	0.0
Fraud - Welfare	0	0.0	0	0.0
Fraud - Wire	1	0.1	0	0.0
Embezzlement	0	0.0	0	0.0
Stolen Property Offenses	0	0.0	0	0.0
Destruction/Damage/Vandalism	34	2.8	1	2.9
Drug/Narcotic Violations (Total)	76	6.4	72	94.7
Drug/Narcotic Violations	44	3.7	43	97.7
Drug/Narcotic Equipment Violations	32	2.7	29	90.6

GROUP A OFFENSES	Offense	Rate per 1,000	Cleared	% Cleared
Sex Offenses (Nonforcible) (Total)	0	0.0	0	0.0
Incest	0	0.0	0	0.0
Statutory Rape	0	0.0	0	0.0
Pornography/Obscene Material	0	0.0	0	0.0
Gambling Offenses (Total)	0	0.0	0	0.0
Gambling - Betting/Wagering	0	0.0	0	0.0
Gambling - Operating/Promoting	0	0.0	0	0.0
Gambling - Equipment Violations	0	0.0	0	0.0
Gambling - Sports Tampering	0	0.0	0	0.0
Prostitution Offenses (Total)	0	0.0	0	0.0
Prostitution	0	0.0	0	0.0
Prostitution Assisting/Promoting	0	0.0	0	0.0
Purchasing Prostitution	0	0.0	0	0.0
Human Trafficking Offenses (Total)	0	0.0	0	0.0
Commercial Sex Acts	0	0.0	0	0.0
Involuntary Servitude	0	0.0	0	0.0
Bribery	0	0.0	0	0.0
Weapon Law Violations	3	0.3	2	66.7

GROUP B OFFENSES	Offenses	Rate per 1,000
Bad Checks	0	0.0
Curfew/Vagrancy	0	0.0
Disorderly Conduct	3	0.3
DUI	1	0.1
Drunkenness	5	0.4
Family-Non Violent	0	0.0
Liquor Law Violations	107	9.0
Peeping Tom	0	0.0
Trespass	0	0.0
All Other Offenses	6	0.5

2015 Fall Term Campus Population	
Undergraduate Enrollment	9,029
Graduate Enrollment	888
Staff Personnel	1,156
Faculty Personnel	713
Security Personnel	71
Total Campus Population	11,857



University of Tennessee at Knoxville - 2015

GROUP A OFFENSES	Offense	Rate per 1,000	Cleared	% Cleared
Homicide Offenses (Total)	0	0.0	0	0.0
Murder	0	0.0	0	0.0
Negligent Manslaughter	0	0.0	0	0.0
Kidnapping/Abduction	0	0.0	0	0.0
Sex Offenses (Forcible) (Total)	2	0.1	1	50.0
Forcible Rape	2	0.1	1	50.0
Forcible Sodomy	0	0.0	0	0.0
Sexual Assault W/Object	0	0.0	0	0.0
Forcible Fondling	0	0.0	0	0.0
Robbery	1	0.0	1	100.0
Assault Offenses (Total)	28	0.8	12	42.9
Aggravated Assault	2	0.1	2	100.0
Simple Assault	15	0.4	8	53.3
Intimidation	9	0.3	1	11.1
Stalking	2	0.1	1	50.0
Arson	2	0.1	1	50.0
Extortion/Blackmail	0	0.0	0	0.0
Burglary	30	0.9	5	16.7
Larceny/Theft Offenses (Total)	229	6.7	15	6.6
Theft - Pocket-picking	0	0.0	0	0.0
Theft - Purse Snatching	0	0.0	0	0.0
Theft - Shoplifting	6	0.2	2	33.3
Theft From Building	62	1.8	4	6.5
Theft From Coin Machine	0	0.0	0	0.0
Theft From Motor Vehicle	57	1.7	1	1.8
Theft of Motor Vehicle Parts	3	0.1	0	0.0
Theft - All Other Larceny	101	3.0	8	7.9
Motor Vehicle Theft	11	0.3	2	18.2
Counterfeiting/Forgery	2	0.1	2	100.0
Fraud Offenses (Total)	15	0.4	11	73.3
Fraud - False Pretenses	15	0.4	11	73.3
Fraud - Credit Card/ATM	0	0.0	0	0.0
Fraud - Impersonation	0	0.0	0	0.0
Fraud - Welfare	0	0.0	0	0.0
Fraud - Wire	0	0.0	0	0.0
Embezzlement	0	0.0	0	0.0
Stolen Property Offenses	0	0.0	0	0.0
Destruction/Damage/Vandalism	45	1.3	3	6.7
Drug/Narcotic Violations (Total)	141	4.1	127	90.1
Drug/Narcotic Violations	84	2.5	78	92.9
Drug/Narcotic Equipment Violations	57	1.7	49	86.0

GROUP A OFFENSES	Offense	Rate per 1,000	Cleared	% Cleared
Sex Offenses (Nonforcible) (Total)	0	0.0	0	0.0
Incest	0	0.0	0	0.0
Statutory Rape	0	0.0	0	0.0
Pornography/Obscene Material	0	0.0	0	0.0
Gambling Offenses (Total)	0	0.0	0	0.0
Gambling - Betting/Wagering	0	0.0	0	0.0
Gambling - Operating/Promoting	0	0.0	0	0.0
Gambling - Equipment Violations	0	0.0	0	0.0
Gambling - Sports Tampering	0	0.0	0	0.0
Prostitution Offenses (Total)	0	0.0	0	0.0
Prostitution	0	0.0	0	0.0
Prostitution Assisting/Promoting	0	0.0	0	0.0
Purchasing Prostitution	0	0.0	0	0.0
Human Trafficking Offenses (Total)	0	0.0	0	0.0
Commercial Sex Acts	0	0.0	0	0.0
Involuntary Servitude	0	0.0	0	0.0
Bribery	0	0.0	0	0.0
Weapon Law Violations	2	0.1	2	100.0

GROUP B OFFENSES	Offenses	Rate per 1,000
Bad Checks	0	0.0
Curfew/Vagrancy	0	0.0
Disorderly Conduct	4	0.1
DUI	21	0.6
Drunkenness	77	2.3
Family-Non Violent	0	0.0
Liquor Law Violations	120	3.5
Peeping Tom	1	0.0
Trespass	36	1.1
All Other Offenses	15	0.4

2015 Fall Term Campus Population	
Undergraduate Enrollment	21,863
Graduate Enrollment	5,982
Staff Personnel	6,322
Faculty Personnel	1,923
Security Personnel	74
Total Campus Population	36,164



University of Tennessee at Martin - 2015

GROUP A OFFENSES	Offense	Rate per 1,000	Cleared	% Cleared
Homicide Offenses (Total)	0	0.0	0	0.0
Murder	0	0.0	0	0.0
Negligent Manslaughter	0	0.0	0	0.0
Kidnapping/Abduction	0	0.0	0	0.0
Sex Offenses (Forcible) (Total)	1	0.1	1	100.0
Forcible Rape	1	0.1	1	100.0
Forcible Sodomy	0	0.0	0	0.0
Sexual Assault W/Object	0	0.0	0	0.0
Forcible Fondling	0	0.0	0	0.0
Robbery	0	0.0	0	0.0
Assault Offenses (Total)	15	2.0	10	66.7
Aggravated Assault	1	0.1	1	100.0
Simple Assault	11	1.5	9	81.8
Intimidation	3	0.4	0	0.0
Stalking	0	0.0	0	0.0
Arson	0	0.0	0	0.0
Extortion/Blackmail	0	0.0	0	0.0
Burglary	5	0.7	0	0.0
Larceny/Theft Offenses (Total)	27	3.6	3	11.1
Theft - Pocket-picking	0	0.0	0	0.0
Theft - Purse Snatching	0	0.0	0	0.0
Theft - Shoplifting	0	0.0	0	0.0
Theft From Building	15	2.0	2	13.3
Theft From Coin Machine	0	0.0	0	0.0
Theft From Motor Vehicle	8	1.1	1	12.5
Theft of Motor Vehicle Parts	2	0.3	0	0.0
Theft - All Other Larceny	2	0.3	0	0.0
Motor Vehicle Theft	0	0.0	0	0.0
Counterfeiting/Forgery	1	0.1	0	0.0
Fraud Offenses (Total)	1	0.1	1	100.0
Fraud - False Pretenses	1	0.1	1	100.0
Fraud - Credit Card/ATM	0	0.0	0	0.0
Fraud - Impersonation	0	0.0	0	0.0
Fraud - Welfare	0	0.0	0	0.0
Fraud - Wire	0	0.0	0	0.0
Embezzlement	0	0.0	0	0.0
Stolen Property Offenses	1	0.1	1	100.0
Destruction/Damage/Vandalism	11	1.5	4	36.4
Drug/Narcotic Violations (Total)	16	2.1	13	81.3
Drug/Narcotic Violations	10	1.3	7	70.0
Drug/Narcotic Equipment Violations	6	0.8	6	100.0

GROUP A OFFENSES	Offense	Rate per 1,000	Cleared	% Cleared
Sex Offenses (Nonforcible) (Total)	0	0.0	0	0.0
Incest	0	0.0	0	0.0
Statutory Rape	0	0.0	0	0.0
Pornography/Obscene Material	0	0.0	0	0.0
Gambling Offenses (Total)	0	0.0	0	0.0
Gambling - Betting/Wagering	0	0.0	0	0.0
Gambling - Operating/Promoting	0	0.0	0	0.0
Gambling - Equipment Violations	0	0.0	0	0.0
Gambling - Sports Tampering	0	0.0	0	0.0
Prostitution Offenses (Total)	0	0.0	0	0.0
Prostitution	0	0.0	0	0.0
Prostitution Assisting/Promoting	0	0.0	0	0.0
Purchasing Prostitution	0	0.0	0	0.0
Human Trafficking Offenses (Total)	0	0.0	0	0.0
Commercial Sex Acts	0	0.0	0	0.0
Involuntary Servitude	0	0.0	0	0.0
Bribery	0	0.0	0	0.0
Weapon Law Violations	1	0.1	1	100.0

GROUP B OFFENSES	Offenses	Rate per 1,000
Bad Checks	0	0.0
Curfew/Vagrancy	0	0.0
Disorderly Conduct	0	0.0
DUI	2	0.3
Drunkenness	1	0.1
Family-Non Violent	0	0.0
Liquor Law Violations	18	2.4
Peeping Tom	0	0.0
Trespass	2	0.3
All Other Offenses	1	0.1

2015 Fall Term Campus Population	
Undergraduate Enrollment	6,083
Graduate Enrollment	279
Staff Personnel	574
Faculty Personnel	340
Security Personnel	16
Total Campus Population	7,292



University of Tennessee Health Sciences Center - 2015

GROUP A OFFENSES	Offense	Rate per 1,000	Cleared	% Cleared
Homicide Offenses (Total)	0	0.0	0	0.0
Murder	0	0.0	0	0.0
Negligent Manslaughter	0	0.0	0	0.0
Kidnapping/Abduction	0	0.0	0	0.0
Sex Offenses (Forcible) (Total)	0	0.0	0	0.0
Forcible Rape	0	0.0	0	0.0
Forcible Sodomy	0	0.0	0	0.0
Sexual Assault W/Object	0	0.0	0	0.0
Forcible Fondling	0	0.0	0	0.0
Robbery	0	0.0	0	0.0
Assault Offenses (Total)	8	1.1	4	50.0
Aggravated Assault	2	0.3	2	100.0
Simple Assault	1	0.1	1	100.0
Intimidation	5	0.7	1	20.0
Stalking	0	0.0	0	0.0
Arson	0	0.0	0	0.0
Extortion/Blackmail	0	0.0	0	0.0
Burglary	2	0.3	0	0.0
Larceny/Theft Offenses (Total)	28	4.0	3	10.7
Theft - Pocket-picking	0	0.0	0	0.0
Theft - Purse Snatching	0	0.0	0	0.0
Theft - Shoplifting	0	0.0	0	0.0
Theft From Building	25	3.6	2	8.0
Theft From Coin Machine	0	0.0	0	0.0
Theft From Motor Vehicle	1	0.1	0	0.0
Theft of Motor Vehicle Parts	0	0.0	0	0.0
Theft - All Other Larceny	2	0.3	1	50.0
Motor Vehicle Theft	0	0.0	0	0.0
Counterfeiting/Forgery	0	0.0	0	0.0
Fraud Offenses (Total)	1	0.1	0	0.0
Fraud - False Pretenses	0	0.0	0	0.0
Fraud - Credit Card/ATM	1	0.1	0	0.0
Fraud - Impersonation	0	0.0	0	0.0
Fraud - Welfare	0	0.0	0	0.0
Fraud - Wire	0	0.0	0	0.0
Embezzlement	0	0.0	0	0.0
Stolen Property Offenses	0	0.0	0	0.0
Destruction/Damage/Vandalism	1	0.1	0	0.0
Drug/Narcotic Violations (Total)	0	0.0	0	0.0
Drug/Narcotic Violations	0	0.0	0	0.0
Drug/Narcotic Equipment Violations	0	0.0	0	0.0

GROUP A OFFENSES	Offense	Rate per 1,000	Cleared	% Cleared
Sex Offenses (Nonforcible) (Total)	0	0.0	0	0.0
Incest	0	0.0	0	0.0
Statutory Rape	0	0.0	0	0.0
Pornography/Obscene Material	0	0.0	0	0.0
Gambling Offenses (Total)	0	0.0	0	0.0
Gambling - Betting/Wagering	0	0.0	0	0.0
Gambling - Operating/Promoting	0	0.0	0	0.0
Gambling - Equipment Violations	0	0.0	0	0.0
Gambling - Sports Tampering	0	0.0	0	0.0
Prostitution Offenses (Total)	0	0.0	0	0.0
Prostitution	0	0.0	0	0.0
Prostitution Assisting/Promoting	0	0.0	0	0.0
Purchasing Prostitution	0	0.0	0	0.0
Human Trafficking Offenses (Total)	0	0.0	0	0.0
Commercial Sex Acts	0	0.0	0	0.0
Involuntary Servitude	0	0.0	0	0.0
Bribery	0	0.0	0	0.0
Weapon Law Violations	0	0.0	0	0.0

GROUP B OFFENSES	Offenses	Rate per 1,000
Bad Checks	0	0.0
Curfew/Vagrancy	0	0.0
Disorderly Conduct	0	0.0
DUI	0	0.0
Drunkenness	0	0.0
Family-Non Violent	0	0.0
Liquor Law Violations	0	0.0
Peeping Tom	0	0.0
Trespass	0	0.0
All Other Offenses	0	0.0

2015 Fall Term Campus Population	
Undergraduate Enrollment	265
Graduate Enrollment	2,811
Staff Personnel	1,892
Faculty Personnel	1,662
Security Personnel	55
Total Campus Population	6,685



University of Tennessee Space Institute - 2015

GROUP A OFFENSES	Offense	Rate per 1,000	Cleared	% Cleared
Homicide Offenses (Total)	0	0.0	0	0.0
Murder	0	0.0	0	0.0
Negligent Manslaughter	0	0.0	0	0.0
Kidnapping/Abduction	0	0.0	0	0.0
Sex Offenses (Forcible) (Total)	0	0.0	0	0.0
Forcible Rape	0	0.0	0	0.0
Forcible Sodomy	0	0.0	0	0.0
Sexual Assault W/Object	0	0.0	0	0.0
Forcible Fondling	0	0.0	0	0.0
Robbery	0	0.0	0	0.0
Assault Offenses (Total)	0	0.0	0	0.0
Aggravated Assault	0	0.0	0	0.0
Simple Assault	0	0.0	0	0.0
Intimidation	0	0.0	0	0.0
Stalking	0	0.0	0	0.0
Arson	0	0.0	0	0.0
Extortion/Blackmail	0	0.0	0	0.0
Burglary	0	0.0	0	0.0
Larceny/Theft Offenses (Total)	0	0.0	0	0.0
Theft - Pocket-picking	0	0.0	0	0.0
Theft - Purse Snatching	0	0.0	0	0.0
Theft - Shoplifting	0	0.0	0	0.0
Theft From Building	0	0.0	0	0.0
Theft From Coin Machine	0	0.0	0	0.0
Theft From Motor Vehicle	0	0.0	0	0.0
Theft of Motor Vehicle Parts	0	0.0	0	0.0
Theft - All Other Larceny	0	0.0	0	0.0
Motor Vehicle Theft	0	0.0	0	0.0
Counterfeiting/Forgery	0	0.0	0	0.0
Fraud Offenses (Total)	0	0.0	0	0.0
Fraud - False Pretenses	0	0.0	0	0.0
Fraud - Credit Card/ATM	0	0.0	0	0.0
Fraud - Impersonation	0	0.0	0	0.0
Fraud - Welfare	0	0.0	0	0.0
Fraud - Wire	0	0.0	0	0.0
Embezzlement	0	0.0	0	0.0
Stolen Property Offenses	0	0.0	0	0.0
Destruction/Damage/Vandalism	0	0.0	0	0.0
Drug/Narcotic Violations (Total)	0	0.0	0	0.0
Drug/Narcotic Violations	0	0.0	0	0.0
Drug/Narcotic Equipment Violations	0	0.0	0	0.0

GROUP A OFFENSES	Offense	Rate per 1,000	Cleared	% Cleared
Sex Offenses (Nonforcible) (Total)	0	0.0	0	0.0
Incest	0	0.0	0	0.0
Statutory Rape	0	0.0	0	0.0
Pornography/Obscene Material	0	0.0	0	0.0
Gambling Offenses (Total)	0	0.0	0	0.0
Gambling - Betting/Wagering	0	0.0	0	0.0
Gambling - Operating/Promoting	0	0.0	0	0.0
Gambling - Equipment Violations	0	0.0	0	0.0
Gambling - Sports Tampering	0	0.0	0	0.0
Prostitution Offenses (Total)	0	0.0	0	0.0
Prostitution	0	0.0	0	0.0
Prostitution Assisting/Promoting	0	0.0	0	0.0
Purchasing Prostitution	0	0.0	0	0.0
Human Trafficking Offenses (Total)	0	0.0	0	0.0
Commercial Sex Acts	0	0.0	0	0.0
Involuntary Servitude	0	0.0	0	0.0
Bribery	0	0.0	0	0.0
Weapon Law Violations	0	0.0	0	0.0

GROUP B OFFENSES	Offenses	Rate per 1,000
Bad Checks	0	0.0
Curfew/Vagrancy	0	0.0
Disorderly Conduct	0	0.0
DUI	0	0.0
Drunkenness	0	0.0
Family-Non Violent	0	0.0
Liquor Law Violations	0	0.0
Peeping Tom	0	0.0
Trespass	0	0.0
All Other Offenses	0	0.0

2015 Fall Term Campus Population	
Undergraduate Enrollment	0
Graduate Enrollment	82
Staff Personnel	68
Faculty Personnel	19
Security Personnel	1
Total Campus Population	170



University of the South - 2015

GROUP A OFFENSES	Offense	Rate per 1,000	Cleared	% Cleared
Homicide Offenses (Total)	0	0.0	0	0.0
Murder	0	0.0	0	0.0
Negligent Manslaughter	0	0.0	0	0.0
Kidnapping/Abduction	0	0.0	0	0.0
Sex Offenses (Forcible) (Total)	18	7.1	1	5.6
Forcible Rape	8	3.1	0	0.0
Forcible Sodomy	2	0.8	0	0.0
Sexual Assault W/Object	0	0.0	0	0.0
Forcible Fondling	8	3.1	1	12.5
Robbery	0	0.0	0	0.0
Assault Offenses (Total)	31	12.2	4	12.9
Aggravated Assault	0	0.0	0	0.0
Simple Assault	18	7.1	2	11.1
Intimidation	13	5.1	2	15.4
Stalking	0	0.0	0	0.0
Arson	2	0.8	0	0.0
Extortion/Blackmail	0	0.0	0	0.0
Burglary	21	8.3	3	14.3
Larceny/Theft Offenses (Total)	54	21.3	3	5.6
Theft - Pocket-picking	1	0.4	0	0.0
Theft - Purse Snatching	0	0.0	0	0.0
Theft - Shoplifting	0	0.0	0	0.0
Theft From Building	19	7.5	2	10.5
Theft From Coin Machine	0	0.0	0	0.0
Theft From Motor Vehicle	1	0.4	0	0.0
Theft of Motor Vehicle Parts	0	0.0	0	0.0
Theft - All Other Larceny	33	13.0	1	3.0
Motor Vehicle Theft	1	0.4	0	0.0
Counterfeiting/Forgery	0	0.0	0	0.0
Fraud Offenses (Total)	7	2.8	0	0.0
Fraud - False Pretenses	4	1.6	0	0.0
Fraud - Credit Card/ATM	1	0.4	0	0.0
Fraud - Impersonation	2	0.8	0	0.0
Fraud - Welfare	0	0.0	0	0.0
Fraud - Wire	0	0.0	0	0.0
Embezzlement	0	0.0	0	0.0
Stolen Property Offenses	0	0.0	0	0.0
Destruction/Damage/Vandalism	65	25.6	1	1.5
Drug/Narcotic Violations (Total)	81	31.9	10	12.3
Drug/Narcotic Violations	45	17.7	5	11.1
Drug/Narcotic Equipment Violations	36	14.2	5	13.9

GROUP A OFFENSES	Offense	Rate per 1,000	Cleared	% Cleared
Sex Offenses (Nonforcible) (Total)	0	0.0	0	0.0
Incest	0	0.0	0	0.0
Statutory Rape	0	0.0	0	0.0
Pornography/Obscene Material	0	0.0	0	0.0
Gambling Offenses (Total)	0	0.0	0	0.0
Gambling - Betting/Wagering	0	0.0	0	0.0
Gambling - Operating/Promoting	0	0.0	0	0.0
Gambling - Equipment Violations	0	0.0	0	0.0
Gambling - Sports Tampering	0	0.0	0	0.0
Prostitution Offenses (Total)	0	0.0	0	0.0
Prostitution	0	0.0	0	0.0
Prostitution Assisting/Promoting	0	0.0	0	0.0
Purchasing Prostitution	0	0.0	0	0.0
Human Trafficking Offenses (Total)	0	0.0	0	0.0
Commercial Sex Acts	0	0.0	0	0.0
Involuntary Servitude	0	0.0	0	0.0
Bribery	0	0.0	0	0.0
Weapon Law Violations	6	2.4	0	0.0

GROUP B OFFENSES	Offenses	Rate per 1,000
Bad Checks	0	0.0
Curfew/Vagrancy	0	0.0
Disorderly Conduct	8	3.1
DUI	4	1.6
Drunkenness	14	5.5
Family-Non Violent	0	0.0
Liquor Law Violations	188	74.0
Peeping Tom	0	0.0
Trespass	8	3.1
All Other Offenses	8	3.1

2015 Fall Term Campus Population	
Undergraduate Enrollment	1,695
Graduate Enrollment	88
Staff Personnel	555
Faculty Personnel	182
Security Personnel	29
Total Campus Population	2,549



Vanderbilt University - 2015

GROUP A OFFENSES	Offense	Rate per 1,000	Cleared	% Cleared
Homicide Offenses (Total)	0	0.0	0	0.0
Murder	0	0.0	0	0.0
Negligent Manslaughter	0	0.0	0	0.0
Kidnapping/Abduction	1	0.0	0	0.0
Sex Offenses (Forcible) (Total)	22	0.6	6	27.3
Forcible Rape	10	0.3	3	30.0
Forcible Sodomy	4	0.1	0	0.0
Sexual Assault W/Object	2	0.1	1	50.0
Forcible Fondling	6	0.2	2	33.3
Robbery	4	0.1	2	50.0
Assault Offenses (Total)	166	4.6	126	75.9
Aggravated Assault	19	0.5	14	73.7
Simple Assault	98	2.7	78	79.6
Intimidation	43	1.2	32	74.4
Stalking	6	0.2	2	33.3
Arson	0	0.0	0	0.0
Extortion/Blackmail	0	0.0	0	0.0
Burglary	7	0.2	2	28.6
Larceny/Theft Offenses (Total)	385	10.7	76	19.7
Theft - Pocket-picking	2	0.1	0	0.0
Theft - Purse Snatching	1	0.0	0	0.0
Theft - Shoplifting	41	1.1	27	65.9
Theft From Building	243	6.7	35	14.4
Theft From Coin Machine	0	0.0	0	0.0
Theft From Motor Vehicle	33	0.9	3	9.1
Theft of Motor Vehicle Parts	11	0.3	0	0.0
Theft - All Other Larceny	54	1.5	11	20.4
Motor Vehicle Theft	2	0.1	0	0.0
Counterfeiting/Forgery	9	0.2	7	77.8
Fraud Offenses (Total)	41	1.1	19	46.3
Fraud - False Pretenses	21	0.6	10	47.6
Fraud - Credit Card/ATM	11	0.3	3	27.3
Fraud - Impersonation	8	0.2	6	75.0
Fraud - Welfare	0	0.0	0	0.0
Fraud - Wire	1	0.0	0	0.0
Embezzlement	10	0.3	9	90.0
Stolen Property Offenses	1	0.0	1	100.0
Destruction/Damage/Vandalism	85	2.4	20	23.5
Drug/Narcotic Violations (Total)	180	5.0	105	58.3
Drug/Narcotic Violations	122	3.4	70	57.4
Drug/Narcotic Equipment Violations	58	1.6	35	60.3

GROUP A OFFENSES	Offense	Rate per 1,000	Cleared	% Cleared
Sex Offenses (Nonforcible) (Total)	0	0.0	0	0.0
Incest	0	0.0	0	0.0
Statutory Rape	0	0.0	0	0.0
Pornography/Obscene Material	0	0.0	0	0.0
Gambling Offenses (Total)	0	0.0	0	0.0
Gambling - Betting/Wagering	0	0.0	0	0.0
Gambling - Operating/Promoting	0	0.0	0	0.0
Gambling - Equipment Violations	0	0.0	0	0.0
Gambling - Sports Tampering	0	0.0	0	0.0
Prostitution Offenses (Total)	0	0.0	0	0.0
Prostitution	0	0.0	0	0.0
Prostitution Assisting/Promoting	0	0.0	0	0.0
Purchasing Prostitution	0	0.0	0	0.0
Human Trafficking Offenses (Total)	0	0.0	0	0.0
Commercial Sex Acts	0	0.0	0	0.0
Involuntary Servitude	0	0.0	0	0.0
Bribery	0	0.0	0	0.0
Weapon Law Violations	8	0.2	5	62.5

GROUP B OFFENSES	Offenses	Rate per 1,000
Bad Checks	0	0.0
Curfew/Vagrancy	0	0.0
Disorderly Conduct	20	0.6
DUI	11	0.3
Drunkenness	39	1.1
Family-Non Violent	0	0.0
Liquor Law Violations	251	7.0
Peeping Tom	0	0.0
Trespass	49	1.4
All Other Offenses	13	0.4

2015 Fall Term Campus Population	
Undergraduate Enrollment	6,883
Graduate Enrollment	5,772
Staff Personnel	31,025
Faculty Personnel	2,524
Security Personnel	216
Total Campus Population	46,420



Volunteer State Community College - 2015

GROUP A OFFENSES	Offense	Rate per 1,000	Cleared	% Cleared
Homicide Offenses (Total)	0	0.0	0	0.0
Murder	0	0.0	0	0.0
Negligent Manslaughter	0	0.0	0	0.0
Kidnapping/Abduction	0	0.0	0	0.0
Sex Offenses (Forcible) (Total)	1	0.1	0	0.0
Forcible Rape	0	0.0	0	0.0
Forcible Sodomy	0	0.0	0	0.0
Sexual Assault W/Object	0	0.0	0	0.0
Forcible Fondling	1	0.1	0	0.0
Robbery	0	0.0	0	0.0
Assault Offenses (Total)	5	0.7	1	20.0
Aggravated Assault	0	0.0	0	0.0
Simple Assault	1	0.1	0	0.0
Intimidation	1	0.1	1	100.0
Stalking	3	0.4	0	0.0
Arson	0	0.0	0	0.0
Extortion/Blackmail	0	0.0	0	0.0
Burglary	0	0.0	0	0.0
Larceny/Theft Offenses (Total)	18	2.6	4	22.2
Theft - Pocket-picking	0	0.0	0	0.0
Theft - Purse Snatching	0	0.0	0	0.0
Theft - Shoplifting	4	0.6	3	75.0
Theft From Building	9	1.3	1	11.1
Theft From Coin Machine	0	0.0	0	0.0
Theft From Motor Vehicle	3	0.4	0	0.0
Theft of Motor Vehicle Parts	0	0.0	0	0.0
Theft - All Other Larceny	2	0.3	0	0.0
Motor Vehicle Theft	0	0.0	0	0.0
Counterfeiting/Forgery	0	0.0	0	0.0
Fraud Offenses (Total)	0	0.0	0	0.0
Fraud - False Pretenses	0	0.0	0	0.0
Fraud - Credit Card/ATM	0	0.0	0	0.0
Fraud - Impersonation	0	0.0	0	0.0
Fraud - Welfare	0	0.0	0	0.0
Fraud - Wire	0	0.0	0	0.0
Embezzlement	0	0.0	0	0.0
Stolen Property Offenses	0	0.0	0	0.0
Destruction/Damage/Vandalism	1	0.1	0	0.0
Drug/Narcotic Violations (Total)	3	0.4	3	100.0
Drug/Narcotic Violations	2	0.3	2	100.0
Drug/Narcotic Equipment Violations	1	0.1	1	100.0

GROUP A OFFENSES	Offense	Rate per 1,000	Cleared	% Cleared
Sex Offenses (Nonforcible) (Total)	0	0.0	0	0.0
Incest	0	0.0	0	0.0
Statutory Rape	0	0.0	0	0.0
Pornography/Obscene Material	0	0.0	0	0.0
Gambling Offenses (Total)	0	0.0	0	0.0
Gambling - Betting/Wagering	0	0.0	0	0.0
Gambling - Operating/Promoting	0	0.0	0	0.0
Gambling - Equipment Violations	0	0.0	0	0.0
Gambling - Sports Tampering	0	0.0	0	0.0
Prostitution Offenses (Total)	0	0.0	0	0.0
Prostitution	0	0.0	0	0.0
Prostitution Assisting/Promoting	0	0.0	0	0.0
Purchasing Prostitution	0	0.0	0	0.0
Human Trafficking Offenses (Total)	0	0.0	0	0.0
Commercial Sex Acts	0	0.0	0	0.0
Involuntary Servitude	0	0.0	0	0.0
Bribery	0	0.0	0	0.0
Weapon Law Violations	0	0.0	0	0.0

GROUP B OFFENSES	Offenses	Rate per 1,000
Bad Checks	0	0.0
Curfew/Vagrancy	0	0.0
Disorderly Conduct	0	0.0
DUI	1	0.1
Drunkenness	0	0.0
Family-Non Violent	0	0.0
Liquor Law Violations	0	0.0
Peeping Tom	0	0.0
Trespass	0	0.0
All Other Offenses	0	0.0

2015 Fall Term Campus Population	
Undergraduate Enrollment	6,802
Graduate Enrollment	0
Staff Personnel	392
Faculty Personnel	407
Security Personnel	28
Total Campus Population	7,629



Walters State Community College - 2015

GROUP A OFFENSES	Offense	Rate per 1,000	Cleared	% Cleared
Homicide Offenses (Total)	0	0.0	0	0.0
Murder	0	0.0	0	0.0
Negligent Manslaughter	0	0.0	0	0.0
Kidnapping/Abduction	0	0.0	0	0.0
Sex Offenses (Forcible) (Total)	0	0.0	0	0.0
Forcible Rape	0	0.0	0	0.0
Forcible Sodomy	0	0.0	0	0.0
Sexual Assault W/Object	0	0.0	0	0.0
Forcible Fondling	0	0.0	0	0.0
Robbery	0	0.0	0	0.0
Assault Offenses (Total)	1	0.2	1	100.0
Aggravated Assault	0	0.0	0	0.0
Simple Assault	1	0.2	1	100.0
Intimidation	0	0.0	0	0.0
Stalking	0	0.0	0	0.0
Arson	0	0.0	0	0.0
Extortion/Blackmail	0	0.0	0	0.0
Burglary	0	0.0	0	0.0
Larceny/Theft Offenses (Total)	7	1.3	0	0.0
Theft - Pocket-picking	0	0.0	0	0.0
Theft - Purse Snatching	0	0.0	0	0.0
Theft - Shoplifting	0	0.0	0	0.0
Theft From Building	6	1.1	0	0.0
Theft From Coin Machine	0	0.0	0	0.0
Theft From Motor Vehicle	1	0.2	0	0.0
Theft of Motor Vehicle Parts	0	0.0	0	0.0
Theft - All Other Larceny	0	0.0	0	0.0
Motor Vehicle Theft	1	0.2	1	100.0
Counterfeiting/Forgery	0	0.0	0	0.0
Fraud Offenses (Total)	0	0.0	0	0.0
Fraud - False Pretenses	0	0.0	0	0.0
Fraud - Credit Card/ATM	0	0.0	0	0.0
Fraud - Impersonation	0	0.0	0	0.0
Fraud - Welfare	0	0.0	0	0.0
Fraud - Wire	0	0.0	0	0.0
Embezzlement	0	0.0	0	0.0
Stolen Property Offenses	0	0.0	0	0.0
Destruction/Damage/Vandalism	3	0.5	2	66.7
Drug/Narcotic Violations (Total)	2	0.4	2	100.0
Drug/Narcotic Violations	1	0.2	1	100.0
Drug/Narcotic Equipment Violations	1	0.2	1	100.0

GROUP A OFFENSES	Offense	Rate per 1,000	Cleared	% Cleared
Sex Offenses (Nonforcible) (Total)	0	0.0	0	0.0
Incest	0	0.0	0	0.0
Statutory Rape	0	0.0	0	0.0
Pornography/Obscene Material	0	0.0	0	0.0
Gambling Offenses (Total)	0	0.0	0	0.0
Gambling - Betting/Wagering	0	0.0	0	0.0
Gambling - Operating/Promoting	0	0.0	0	0.0
Gambling - Equipment Violations	0	0.0	0	0.0
Gambling - Sports Tampering	0	0.0	0	0.0
Prostitution Offenses (Total)	0	0.0	0	0.0
Prostitution	0	0.0	0	0.0
Prostitution Assisting/Promoting	0	0.0	0	0.0
Purchasing Prostitution	0	0.0	0	0.0
Human Trafficking Offenses (Total)	0	0.0	0	0.0
Commercial Sex Acts	0	0.0	0	0.0
Involuntary Servitude	0	0.0	0	0.0
Bribery	0	0.0	0	0.0
Weapon Law Violations	1	0.2	1	100.0

GROUP B OFFENSES	Offenses	Rate per 1,000
Bad Checks	0	0.0
Curfew/Vagrancy	0	0.0
Disorderly Conduct	0	0.0
DUI	0	0.0
Drunkenness	0	0.0
Family-Non Violent	0	0.0
Liquor Law Violations	0	0.0
Peeping Tom	0	0.0
Trespass	0	0.0
All Other Offenses	0	0.0

2015 Fall Term Campus Population	
Undergraduate Enrollment	5,040
Graduate Enrollment	0
Staff Personnel	285
Faculty Personnel	246
Security Personnel	11
Total Campus Population	5,582



Welch College - 2015

GROUP A OFFENSES	Offense	Rate per 1,000	Cleared	% Cleared
Homicide Offenses (Total)	0	0.0	0	0.0
Murder	0	0.0	0	0.0
Negligent Manslaughter	0	0.0	0	0.0
Kidnapping/Abduction	0	0.0	0	0.0
Sex Offenses (Forcible) (Total)	0	0.0	0	0.0
Forcible Rape	0	0.0	0	0.0
Forcible Sodomy	0	0.0	0	0.0
Sexual Assault W/Object	0	0.0	0	0.0
Forcible Fondling	0	0.0	0	0.0
Robbery	0	0.0	0	0.0
Assault Offenses (Total)	0	0.0	0	0.0
Aggravated Assault	0	0.0	0	0.0
Simple Assault	0	0.0	0	0.0
Intimidation	0	0.0	0	0.0
Stalking	0	0.0	0	0.0
Arson	0	0.0	0	0.0
Extortion/Blackmail	0	0.0	0	0.0
Burglary	3	7.8	0	0.0
Larceny/Theft Offenses (Total)	1	2.6	0	0.0
Theft - Pocket-picking	0	0.0	0	0.0
Theft - Purse Snatching	0	0.0	0	0.0
Theft - Shoplifting	0	0.0	0	0.0
Theft From Building	0	0.0	0	0.0
Theft From Coin Machine	0	0.0	0	0.0
Theft From Motor Vehicle	0	0.0	0	0.0
Theft of Motor Vehicle Parts	0	0.0	0	0.0
Theft - All Other Larceny	1	2.6	0	0.0
Motor Vehicle Theft	0	0.0	0	0.0
Counterfeiting/Forgery	0	0.0	0	0.0
Fraud Offenses (Total)	0	0.0	0	0.0
Fraud - False Pretenses	0	0.0	0	0.0
Fraud - Credit Card/ATM	0	0.0	0	0.0
Fraud - Impersonation	0	0.0	0	0.0
Fraud - Welfare	0	0.0	0	0.0
Fraud - Wire	0	0.0	0	0.0
Embezzlement	0	0.0	0	0.0
Stolen Property Offenses	0	0.0	0	0.0
Destruction/Damage/Vandalism	0	0.0	0	0.0
Drug/Narcotic Violations (Total)	0	0.0	0	0.0
Drug/Narcotic Violations	0	0.0	0	0.0
Drug/Narcotic Equipment Violations	0	0.0	0	0.0

GROUP A OFFENSES	Offense	Rate per 1,000	Cleared	% Cleared
Sex Offenses (Nonforcible) (Total)	0	0.0	0	0.0
Incest	0	0.0	0	0.0
Statutory Rape	0	0.0	0	0.0
Pornography/Obscene Material	0	0.0	0	0.0
Gambling Offenses (Total)	0	0.0	0	0.0
Gambling - Betting/Wagering	0	0.0	0	0.0
Gambling - Operating/Promoting	0	0.0	0	0.0
Gambling - Equipment Violations	0	0.0	0	0.0
Gambling - Sports Tampering	0	0.0	0	0.0
Prostitution Offenses (Total)	0	0.0	0	0.0
Prostitution	0	0.0	0	0.0
Prostitution Assisting/Promoting	0	0.0	0	0.0
Purchasing Prostitution	0	0.0	0	0.0
Human Trafficking Offenses (Total)	0	0.0	0	0.0
Commercial Sex Acts	0	0.0	0	0.0
Involuntary Servitude	0	0.0	0	0.0
Bribery	0	0.0	0	0.0
Weapon Law Violations	0	0.0	0	0.0

GROUP B OFFENSES	Offenses	Rate per 1,000
Bad Checks	0	0.0
Curfew/Vagrancy	0	0.0
Disorderly Conduct	0	0.0
DUI	0	0.0
Drunkenness	0	0.0
Family-Non Violent	0	0.0
Liquor Law Violations	0	0.0
Peeping Tom	0	0.0
Trespass	0	0.0
All Other Offenses	0	0.0

2015 Fall Term Campus Population	
Undergraduate Enrollment	209
Graduate Enrollment	0
Staff Personnel	43
Faculty Personnel	41
Security Personnel	0
Total Campus Population	293





CRIME ON CAMPUS 2015

OFF-CAMPUS INSTITUTIONS

American Baptist College - 2015

GROUP A OFFENSES	Total # of Incidents	Total # of Clearances
Arson	0	0
Assault	0	0
Aggravated Assault	0	0
Simple Assault	0	0
Intimidation	0	0
Stalking	0	0
Bribery	0	0
Burglary	0	0
Counterfeiting/Forgery	0	0
Destruction/Damage/Vandalism	0	0
Drug/Narcotic Offenses	0	0
Drug/Narcotic Violations	0	0
Drug/Narcotic Equipment Violations	0	0
Embezzlement	0	0
Extortion/Blackmail	0	0
Fraud Offenses	0	0
Fraud - False Pretenses	0	0
Fraud - Credit Card/ATM	0	0
Fraud - Impersonation	0	0
Fraud - Welfare	0	0
Fraud - Wire	0	0
Gambling Offenses	0	0
Gambling - Betting/Wagering	0	0
Gambling - Operating/Promoting	0	0
Gambling - Equipment Violations	0	0
Gambling - Sports Tampering	0	0
Homicide Offenses	0	0
Murder	0	0
Negligent Manslaughter	0	0
Motor Vehicle Theft	0	0
Pornography/Obscene Material	0	0
Robbery	0	0
Stolen Property Offenses	0	0
Weapon Law Violations	0	0
Kidnapping/Abduction	0	0

GROUP A OFFENSES	Total # of Incidents	Total # of Clearances
Larceny/Theft Offenses	1	0
Theft - Pocket-picking	0	0
Theft - Purse Snatching	0	0
Theft - Shoplifting	0	0
Theft From Building	0	0
Theft From Coin Machine	0	0
Theft From Motor Vehicle	1	0
Theft of Motor Vehicle Parts	0	0
Theft - All Other Larceny	0	0
Prostitution Offenses	0	0
Prostitution	0	0
Prostitution Assisting/Promoting	0	0
Purchasing Prostitution	0	0
Sex Offenses, Forcible	0	0
Forcible Rape	0	0
Forcible Sodomy	0	0
Sexual Assault W/Object	0	0
Forcible Fondling	0	0
Sex Offenses, Non Forcible	0	0
Incest	0	0
Statutory Rape	0	0
Human Trafficking Offenses	0	0
Commercial Sex Acts	0	0
Involuntary Servitude	0	0

Reporting Agency: Morristown Police Department



American Baptist College - 2015

GROUP A OFFENSES	Total # of Incidents	Total # of Clearances
Arson	0	0
Assault	1	1
Aggravated Assault	1	1
Simple Assault	0	0
Intimidation	0	0
Stalking	0	0
Bribery	0	0
Burglary	0	0
Counterfeiting/Forgery	0	0
Destruction/Damage/Vandalism	0	0
Drug/Narcotic Offenses	0	0
Drug/Narcotic Violations	0	0
Drug/Narcotic Equipment Violations	0	0
Embezzlement	0	0
Extortion/Blackmail	0	0
Fraud Offenses	0	0
Fraud - False Pretenses	0	0
Fraud - Credit Card/ATM	0	0
Fraud - Impersonation	0	0
Fraud - Welfare	0	0
Fraud - Wire	0	0
Gambling Offenses	0	0
Gambling - Betting/Wagering	0	0
Gambling - Operating/Promoting	0	0
Gambling - Equipment Violations	0	0
Gambling - Sports Tampering	0	0
Homicide Offenses	0	0
Murder	0	0
Negligent Manslaughter	0	0
Motor Vehicle Theft	0	0
Pornography/Obscene Material	0	0
Robbery	0	0
Stolen Property Offenses	0	0
Weapon Law Violations	0	0
Kidnapping/Abduction	0	0

GROUP A OFFENSES	Total # of Incidents	Total # of Clearances
Larceny/Theft Offenses	0	0
Theft - Pocket-picking	0	0
Theft - Purse Snatching	0	0
Theft - Shoplifting	0	0
Theft From Building	0	0
Theft From Coin Machine	0	0
Theft From Motor Vehicle	0	0
Theft of Motor Vehicle Parts	0	0
Theft - All Other Larceny	0	0
Prostitution Offenses	0	0
Prostitution	0	0
Prostitution Assisting/Promoting	0	0
Purchasing Prostitution	0	0
Sex Offenses, Forcible	0	0
Forcible Rape	0	0
Forcible Sodomy	0	0
Sexual Assault W/Object	0	0
Forcible Fondling	0	0
Sex Offenses, Non Forcible	0	0
Incest	0	0
Statutory Rape	0	0
Human Trafficking Offenses	0	0
Commercial Sex Acts	0	0
Involuntary Servitude	0	0

Reporting Agency: Jefferson County Sheriff's Office



Austin Peay State University - 2015

GROUP A OFFENSES	Total # of Incidents	Total # of Clearances
Arson	0	0
Assault	38	19
Aggravated Assault	8	6
Simple Assault	20	11
Intimidation	9	2
Stalking	1	0
Bribery	0	0
Burglary	11	2
Counterfeiting/Forgery	2	1
Destruction/Damage/Vandalism	8	1
Drug/Narcotic Offenses	0	0
Drug/Narcotic Violations	0	0
Drug/Narcotic Equipment Violations	0	0
Embezzlement	0	0
Extortion/Blackmail	0	0
Fraud Offenses	6	0
Fraud - False Pretenses	2	0
Fraud - Credit Card/ATM	4	0
Fraud - Impersonation	0	0
Fraud - Welfare	0	0
Fraud - Wire	0	0
Gambling Offenses	0	0
Gambling - Betting/Wagering	0	0
Gambling - Operating/Promoting	0	0
Gambling - Equipment Violations	0	0
Gambling - Sports Tampering	0	0
Homicide Offenses	0	0
Murder	0	0
Negligent Manslaughter	0	0
Motor Vehicle Theft	3	2
Pornography/Obscene Material	0	0
Robbery	1	0
Stolen Property Offenses	0	0
Weapon Law Violations	6	3
Kidnapping/Abduction	0	0

GROUP A OFFENSES	Total # of Incidents	Total # of Clearances
Larceny/Theft Offenses	27	3
Theft - Pocket-picking	0	0
Theft - Purse Snatching	0	0
Theft - Shoplifting	0	0
Theft From Building	6	0
Theft From Coin Machine	0	0
Theft From Motor Vehicle	19	2
Theft of Motor Vehicle Parts	0	0
Theft - All Other Larceny	2	1
Prostitution Offenses	0	0
Prostitution	0	0
Prostitution Assisting/Promoting	0	0
Purchasing Prostitution	0	0
Sex Offenses, Forcible	1	1
Forcible Rape	1	1
Forcible Sodomy	0	0
Sexual Assault W/Object	0	0
Forcible Fondling	0	0
Sex Offenses, Non Forcible	0	0
Incest	0	0
Statutory Rape	0	0
Human Trafficking Offenses	0	0
Commercial Sex Acts	0	0
Involuntary Servitude	0	0

Reporting Agency: Clarksville Police Department



Belmont University - 2015

GROUP A OFFENSES	Total # of Incidents	Total # of Clearances
Arson	0	0
Assault	0	0
Aggravated Assault	0	0
Simple Assault	0	0
Intimidation	0	0
Stalking	0	0
Bribery	0	0
Burglary	0	0
Counterfeiting/Forgery	0	0
Destruction/Damage/Vandalism	0	0
Drug/Narcotic Offenses	0	0
Drug/Narcotic Violations	0	0
Drug/Narcotic Equipment Violations	0	0
Embezzlement	0	0
Extortion/Blackmail	0	0
Fraud Offenses	0	0
Fraud - False Pretenses	0	0
Fraud - Credit Card/ATM	0	0
Fraud - Impersonation	0	0
Fraud - Welfare	0	0
Fraud - Wire	0	0
Gambling Offenses	0	0
Gambling - Betting/Wagering	0	0
Gambling - Operating/Promoting	0	0
Gambling - Equipment Violations	0	0
Gambling - Sports Tampering	0	0
Homicide Offenses	0	0
Murder	0	0
Negligent Manslaughter	0	0
Motor Vehicle Theft	0	0
Pornography/Obscene Material	0	0
Robbery	0	0
Stolen Property Offenses	0	0
Weapon Law Violations	0	0
Kidnapping/Abduction	0	0

GROUP A OFFENSES	Total # of Incidents	Total # of Clearances
Larceny/Theft Offenses	1	0
Theft - Pocket-picking	0	0
Theft - Purse Snatching	0	0
Theft - Shoplifting	0	0
Theft From Building	0	0
Theft From Coin Machine	0	0
Theft From Motor Vehicle	0	0
Theft of Motor Vehicle Parts	0	0
Theft - All Other Larceny	1	0
Prostitution Offenses	0	0
Prostitution	0	0
Prostitution Assisting/Promoting	0	0
Purchasing Prostitution	0	0
Sex Offenses, Forcible	0	0
Forcible Rape	0	0
Forcible Sodomy	0	0
Sexual Assault W/Object	0	0
Forcible Fondling	0	0
Sex Offenses, Non Forcible	0	0
Incest	0	0
Statutory Rape	0	0
Human Trafficking Offenses	0	0
Commercial Sex Acts	0	0
Involuntary Servitude	0	0

Reporting Agency: Franklin Police Department



Bethel University - 2015

GROUP A OFFENSES	Total # of Incidents	Total # of Clearances
Arson	0	0
Assault	1	1
Aggravated Assault	0	0
Simple Assault	1	1
Intimidation	0	0
Stalking	0	0
Bribery	0	0
Burglary	0	0
Counterfeiting/Forgery	0	0
Destruction/Damage/Vandalism	0	0
Drug/Narcotic Offenses	2	2
Drug/Narcotic Violations	1	1
Drug/Narcotic Equipment Violations	1	1
Embezzlement	0	0
Extortion/Blackmail	0	0
Fraud Offenses	0	0
Fraud - False Pretenses	0	0
Fraud - Credit Card/ATM	0	0
Fraud - Impersonation	0	0
Fraud - Welfare	0	0
Fraud - Wire	0	0
Gambling Offenses	0	0
Gambling - Betting/Wagering	0	0
Gambling - Operating/Promoting	0	0
Gambling - Equipment Violations	0	0
Gambling - Sports Tampering	0	0
Homicide Offenses	0	0
Murder	0	0
Negligent Manslaughter	0	0
Motor Vehicle Theft	0	0
Pornography/Obscene Material	0	0
Robbery	0	0
Stolen Property Offenses	0	0
Weapon Law Violations	1	1
Kidnapping/Abduction	0	0

GROUP A OFFENSES	Total # of Incidents	Total # of Clearances
Larceny/Theft Offenses	0	0
Theft - Pocket-picking	0	0
Theft - Purse Snatching	0	0
Theft - Shoplifting	0	0
Theft From Building	0	0
Theft From Coin Machine	0	0
Theft From Motor Vehicle	0	0
Theft of Motor Vehicle Parts	0	0
Theft - All Other Larceny	0	0
Prostitution Offenses	0	0
Prostitution	0	0
Prostitution Assisting/Promoting	0	0
Purchasing Prostitution	0	0
Sex Offenses, Forcible	0	0
Forcible Rape	0	0
Forcible Sodomy	0	0
Sexual Assault W/Object	0	0
Forcible Fondling	0	0
Sex Offenses, Non Forcible	0	0
Incest	0	0
Statutory Rape	0	0
Human Trafficking Offenses	0	0
Commercial Sex Acts	0	0
Involuntary Servitude	0	0

Reporting Agency: Carroll County Sheriff's Office



Carson Newman University - 2015

GROUP A OFFENSES	Total # of Incidents	Total # of Clearances
Arson	0	0
Assault	0	0
Aggravated Assault	0	0
Simple Assault	0	0
Intimidation	0	0
Stalking	0	0
Bribery	0	0
Burglary	0	0
Counterfeiting/Forgery	0	0
Destruction/Damage/Vandalism	1	0
Drug/Narcotic Offenses	0	0
Drug/Narcotic Violations	0	0
Drug/Narcotic Equipment Violations	0	0
Embezzlement	0	0
Extortion/Blackmail	0	0
Fraud Offenses	0	0
Fraud - False Pretenses	0	0
Fraud - Credit Card/ATM	0	0
Fraud - Impersonation	0	0
Fraud - Welfare	0	0
Fraud - Wire	0	0
Gambling Offenses	0	0
Gambling - Betting/Wagering	0	0
Gambling - Operating/Promoting	0	0
Gambling - Equipment Violations	0	0
Gambling - Sports Tampering	0	0
Homicide Offenses	0	0
Murder	0	0
Negligent Manslaughter	0	0
Motor Vehicle Theft	0	0
Pornography/Obscene Material	0	0
Robbery	0	0
Stolen Property Offenses	0	0
Weapon Law Violations	0	0
Kidnapping/Abduction	0	0

GROUP A OFFENSES	Total # of Incidents	Total # of Clearances
Larceny/Theft Offenses	0	0
Theft - Pocket-picking	0	0
Theft - Purse Snatching	0	0
Theft - Shoplifting	0	0
Theft From Building	0	0
Theft From Coin Machine	0	0
Theft From Motor Vehicle	0	0
Theft of Motor Vehicle Parts	0	0
Theft - All Other Larceny	0	0
Prostitution Offenses	0	0
Prostitution	0	0
Prostitution Assisting/Promoting	0	0
Purchasing Prostitution	0	0
Sex Offenses, Forcible	0	0
Forcible Rape	0	0
Forcible Sodomy	0	0
Sexual Assault W/Object	0	0
Forcible Fondling	0	0
Sex Offenses, Non Forcible	0	0
Incest	0	0
Statutory Rape	0	0
Human Trafficking Offenses	0	0
Commercial Sex Acts	0	0
Involuntary Servitude	0	0

Reporting Agency: Jefferson City Police Department



Chattanooga Medical, Dental & Technical - 2015

GROUP A OFFENSES	Total # of Incidents	Total # of Clearances
Arson	0	0
Assault	1	1
Aggravated Assault	0	0
Simple Assault	0	0
Intimidation	1	1
Stalking	0	0
Bribery	0	0
Burglary	0	0
Counterfeiting/Forgery	0	0
Destruction/Damage/Vandalism	0	0
Drug/Narcotic Offenses	0	0
Drug/Narcotic Violations	0	0
Drug/Narcotic Equipment Violations	0	0
Embezzlement	0	0
Extortion/Blackmail	0	0
Fraud Offenses	0	0
Fraud - False Pretenses	0	0
Fraud - Credit Card/ATM	0	0
Fraud - Impersonation	0	0
Fraud - Welfare	0	0
Fraud - Wire	0	0
Gambling Offenses	0	0
Gambling - Betting/Wagering	0	0
Gambling - Operating/Promoting	0	0
Gambling - Equipment Violations	0	0
Gambling - Sports Tampering	0	0
Homicide Offenses	0	0
Murder	0	0
Negligent Manslaughter	0	0
Motor Vehicle Theft	0	0
Pornography/Obscene Material	0	0
Robbery	0	0
Stolen Property Offenses	0	0
Weapon Law Violations	0	0
Kidnapping/Abduction	0	0

GROUP A OFFENSES	Total # of Incidents	Total # of Clearances
Larceny/Theft Offenses	0	0
Theft - Pocket-picking	0	0
Theft - Purse Snatching	0	0
Theft - Shoplifting	0	0
Theft From Building	0	0
Theft From Coin Machine	0	0
Theft From Motor Vehicle	0	0
Theft of Motor Vehicle Parts	0	0
Theft - All Other Larceny	0	0
Prostitution Offenses	0	0
Prostitution	0	0
Prostitution Assisting/Promoting	0	0
Purchasing Prostitution	0	0
Sex Offenses, Forcible	0	0
Forcible Rape	0	0
Forcible Sodomy	0	0
Sexual Assault W/Object	0	0
Forcible Fondling	0	0
Sex Offenses, Non Forcible	0	0
Incest	0	0
Statutory Rape	0	0
Human Trafficking Offenses	0	0
Commercial Sex Acts	0	0
Involuntary Servitude	0	0

Reporting Agency: Morristown Police Department



Christian Brothers University - Campus Police and Safety - 2015

GROUP A OFFENSES	Total # of Incidents	Total # of Clearances
Arson	0	0
Assault	9	2
Aggravated Assault	2	1
Simple Assault	7	1
Intimidation	0	0
Stalking	0	0
Bribery	0	0
Burglary	2	0
Counterfeiting/Forgery	0	0
Destruction/Damage/Vandalism	3	0
Drug/Narcotic Offenses	0	0
Drug/Narcotic Violations	0	0
Drug/Narcotic Equipment Violations	0	0
Embezzlement	0	0
Extortion/Blackmail	0	0
Fraud Offenses	1	0
Fraud - False Pretenses	0	0
Fraud - Credit Card/ATM	0	0
Fraud - Impersonation	1	0
Fraud - Welfare	0	0
Fraud - Wire	0	0
Gambling Offenses	0	0
Gambling - Betting/Wagering	0	0
Gambling - Operating/Promoting	0	0
Gambling - Equipment Violations	0	0
Gambling - Sports Tampering	0	0
Homicide Offenses	0	0
Murder	0	0
Negligent Manslaughter	0	0
Motor Vehicle Theft	0	0
Pornography/Obscene Material	0	0
Robbery	2	0
Stolen Property Offenses	0	0
Weapon Law Violations	0	0
Kidnapping/Abduction	1	0

GROUP A OFFENSES	Total # of Incidents	Total # of Clearances
Larceny/Theft Offenses	7	0
Theft - Pocket-picking	0	0
Theft - Purse Snatching	0	0
Theft - Shoplifting	0	0
Theft From Building	1	0
Theft From Coin Machine	0	0
Theft From Motor Vehicle	5	0
Theft of Motor Vehicle Parts	1	0
Theft - All Other Larceny	0	0
Prostitution Offenses	0	0
Prostitution	0	0
Prostitution Assisting/Promoting	0	0
Purchasing Prostitution	0	0
Sex Offenses, Forcible	0	0
Forcible Rape	0	0
Forcible Sodomy	0	0
Sexual Assault W/Object	0	0
Forcible Fondling	0	0
Sex Offenses, Non Forcible	0	0
Incest	0	0
Statutory Rape	0	0
Human Trafficking Offenses	0	0
Commercial Sex Acts	0	0
Involuntary Servitude	0	0

Reporting Agency: Shelby County Sheriff's Office
 Memphis Police Department



Daymar Institute of Clarksville - 2015

GROUP A OFFENSES	Total # of Incidents	Total # of Clearances
Arson	0	0
Assault	0	0
Aggravated Assault	0	0
Simple Assault	0	0
Intimidation	0	0
Stalking	0	0
Bribery	0	0
Burglary	0	0
Counterfeiting/Forgery	0	0
Destruction/Damage/Vandalism	1	0
Drug/Narcotic Offenses	0	0
Drug/Narcotic Violations	0	0
Drug/Narcotic Equipment Violations	0	0
Embezzlement	0	0
Extortion/Blackmail	0	0
Fraud Offenses	0	0
Fraud - False Pretenses	0	0
Fraud - Credit Card/ATM	0	0
Fraud - Impersonation	0	0
Fraud - Welfare	0	0
Fraud - Wire	0	0
Gambling Offenses	0	0
Gambling - Betting/Wagering	0	0
Gambling - Operating/Promoting	0	0
Gambling - Equipment Violations	0	0
Gambling - Sports Tampering	0	0
Homicide Offenses	0	0
Murder	0	0
Negligent Manslaughter	0	0
Motor Vehicle Theft	0	0
Pornography/Obscene Material	0	0
Robbery	0	0
Stolen Property Offenses	0	0
Weapon Law Violations	0	0
Kidnapping/Abduction	0	0

GROUP A OFFENSES	Total # of Incidents	Total # of Clearances
Larceny/Theft Offenses	0	0
Theft - Pocket-picking	0	0
Theft - Purse Snatching	0	0
Theft - Shoplifting	0	0
Theft From Building	0	0
Theft From Coin Machine	0	0
Theft From Motor Vehicle	0	0
Theft of Motor Vehicle Parts	0	0
Theft - All Other Larceny	0	0
Prostitution Offenses	0	0
Prostitution	0	0
Prostitution Assisting/Promoting	0	0
Purchasing Prostitution	0	0
Sex Offenses, Forcible	0	0
Forcible Rape	0	0
Forcible Sodomy	0	0
Sexual Assault W/Object	0	0
Forcible Fondling	0	0
Sex Offenses, Non Forcible	0	0
Incest	0	0
Statutory Rape	0	0
Human Trafficking Offenses	0	0
Commercial Sex Acts	0	0
Involuntary Servitude	0	0

Reporting Agency: Clarksville Police Department



Dyersburg State Community College - 2015

GROUP A OFFENSES	Total # of Incidents	Total # of Clearances
Arson	0	0
Assault	1	0
Aggravated Assault	0	0
Simple Assault	1	0
Intimidation	0	0
Stalking	0	0
Bribery	0	0
Burglary	1	0
Counterfeiting/Forgery	0	0
Destruction/Damage/Vandalism	0	0
Drug/Narcotic Offenses	0	0
Drug/Narcotic Violations	0	0
Drug/Narcotic Equipment Violations	0	0
Embezzlement	0	0
Extortion/Blackmail	0	0
Fraud Offenses	0	0
Fraud - False Pretenses	0	0
Fraud - Credit Card/ATM	0	0
Fraud - Impersonation	0	0
Fraud - Welfare	0	0
Fraud - Wire	0	0
Gambling Offenses	0	0
Gambling - Betting/Wagering	0	0
Gambling - Operating/Promoting	0	0
Gambling - Equipment Violations	0	0
Gambling - Sports Tampering	0	0
Homicide Offenses	0	0
Murder	0	0
Negligent Manslaughter	0	0
Motor Vehicle Theft	0	0
Pornography/Obscene Material	0	0
Robbery	0	0
Stolen Property Offenses	0	0
Weapon Law Violations	0	0
Kidnapping/Abduction	0	0

GROUP A OFFENSES	Total # of Incidents	Total # of Clearances
Larceny/Theft Offenses	1	1
Theft - Pocket-picking	0	0
Theft - Purse Snatching	0	0
Theft - Shoplifting	0	0
Theft From Building	0	0
Theft From Coin Machine	0	0
Theft From Motor Vehicle	0	0
Theft of Motor Vehicle Parts	0	0
Theft - All Other Larceny	1	1
Prostitution Offenses	0	0
Prostitution	0	0
Prostitution Assisting/Promoting	0	0
Purchasing Prostitution	0	0
Sex Offenses, Forcible	0	0
Forcible Rape	0	0
Forcible Sodomy	0	0
Sexual Assault W/Object	0	0
Forcible Fondling	0	0
Sex Offenses, Non Forcible	0	0
Incest	0	0
Statutory Rape	0	0
Human Trafficking Offenses	0	0
Commercial Sex Acts	0	0
Involuntary Servitude	0	0

Reporting Agency: Atoka Police Department
Covington Police Department



East Tennessee State University - 2015

GROUP A OFFENSES	Total # of Incidents	Total # of Clearances
Arson	0	0
Assault	2	1
Aggravated Assault	0	0
Simple Assault	2	1
Intimidation	0	0
Stalking	0	0
Bribery	0	0
Burglary	0	0
Counterfeiting/Forgery	1	0
Destruction/Damage/Vandalism	1	0
Drug/Narcotic Offenses	0	0
Drug/Narcotic Violations	0	0
Drug/Narcotic Equipment Violations	0	0
Embezzlement	0	0
Extortion/Blackmail	0	0
Fraud Offenses	4	4
Fraud - False Pretenses	0	0
Fraud - Credit Card/ATM	4	4
Fraud - Impersonation	0	0
Fraud - Welfare	0	0
Fraud - Wire	0	0
Gambling Offenses	0	0
Gambling - Betting/Wagering	0	0
Gambling - Operating/Promoting	0	0
Gambling - Equipment Violations	0	0
Gambling - Sports Tampering	0	0
Homicide Offenses	0	0
Murder	0	0
Negligent Manslaughter	0	0
Motor Vehicle Theft	0	0
Pornography/Obscene Material	0	0
Robbery	0	0
Stolen Property Offenses	0	0
Weapon Law Violations	0	0
Kidnapping/Abduction	0	0

GROUP A OFFENSES	Total # of Incidents	Total # of Clearances
Larceny/Theft Offenses	5	0
Theft - Pocket-picking	0	0
Theft - Purse Snatching	0	0
Theft - Shoplifting	0	0
Theft From Building	3	0
Theft From Coin Machine	0	0
Theft From Motor Vehicle	0	0
Theft of Motor Vehicle Parts	0	0
Theft - All Other Larceny	2	0
Prostitution Offenses	0	0
Prostitution	0	0
Prostitution Assisting/Promoting	0	0
Purchasing Prostitution	0	0
Sex Offenses, Forcible	0	0
Forcible Rape	0	0
Forcible Sodomy	0	0
Sexual Assault W/Object	0	0
Forcible Fondling	0	0
Sex Offenses, Non Forcible	0	0
Incest	0	0
Statutory Rape	0	0
Human Trafficking Offenses	0	0
Commercial Sex Acts	0	0
Involuntary Servitude	0	0

Reporting Agency: Sullivan County Sheriff's Office
 Bristol Police Department
 Kingsport Police Department



East Tennessee State University - 2015

GROUP A OFFENSES	Total # of Incidents	Total # of Clearances
Arson	0	0
Assault	15	14
Aggravated Assault	3	3
Simple Assault	11	10
Intimidation	0	0
Stalking	1	1
Bribery	0	0
Burglary	19	4
Counterfeiting/Forgery	1	0
Destruction/Damage/Vandalism	30	7
Drug/Narcotic Offenses	0	0
Drug/Narcotic Violations	0	0
Drug/Narcotic Equipment Violations	0	0
Embezzlement	0	0
Extortion/Blackmail	0	0
Fraud Offenses	12	2
Fraud - False Pretenses	3	1
Fraud - Credit Card/ATM	6	0
Fraud - Impersonation	3	1
Fraud - Welfare	0	0
Fraud - Wire	0	0
Gambling Offenses	0	0
Gambling - Betting/Wagering	0	0
Gambling - Operating/Promoting	0	0
Gambling - Equipment Violations	0	0
Gambling - Sports Tampering	0	0
Homicide Offenses	0	0
Murder	0	0
Negligent Manslaughter	0	0
Motor Vehicle Theft	0	0
Pornography/Obscene Material	0	0
Robbery	0	0
Stolen Property Offenses	0	0
Weapon Law Violations	1	1
Kidnapping/Abduction	0	0

GROUP A OFFENSES	Total # of Incidents	Total # of Clearances
Larceny/Theft Offenses	85	7
Theft - Pocket-picking	0	0
Theft - Purse Snatching	0	0
Theft - Shoplifting	0	0
Theft From Building	16	4
Theft From Coin Machine	0	0
Theft From Motor Vehicle	57	3
Theft of Motor Vehicle Parts	6	0
Theft - All Other Larceny	6	0
Prostitution Offenses	0	0
Prostitution	0	0
Prostitution Assisting/Promoting	0	0
Purchasing Prostitution	0	0
Sex Offenses, Forcible	4	2
Forcible Rape	2	1
Forcible Sodomy	1	0
Sexual Assault W/Object	0	0
Forcible Fondling	1	1
Sex Offenses, Non Forcible	0	0
Incest	0	0
Statutory Rape	0	0
Human Trafficking Offenses	0	0
Commercial Sex Acts	0	0
Involuntary Servitude	0	0

Reporting Agency: Washington County Sheriff's Office
 Johnson City Police Department



Harding School of Theology - 2015

GROUP A OFFENSES	Total # of Incidents	Total # of Clearances
Arson	0	0
Assault	0	0
Aggravated Assault	0	0
Simple Assault	0	0
Intimidation	0	0
Stalking	0	0
Bribery	0	0
Burglary	0	0
Counterfeiting/Forgery	0	0
Destruction/Damage/Vandalism	0	0
Drug/Narcotic Offenses	0	0
Drug/Narcotic Violations	0	0
Drug/Narcotic Equipment Violations	0	0
Embezzlement	0	0
Extortion/Blackmail	0	0
Fraud Offenses	0	0
Fraud - False Pretenses	0	0
Fraud - Credit Card/ATM	0	0
Fraud - Impersonation	0	0
Fraud - Welfare	0	0
Fraud - Wire	0	0
Gambling Offenses	0	0
Gambling - Betting/Wagering	0	0
Gambling - Operating/Promoting	0	0
Gambling - Equipment Violations	0	0
Gambling - Sports Tampering	0	0
Homicide Offenses	0	0
Murder	0	0
Negligent Manslaughter	0	0
Motor Vehicle Theft	0	0
Pornography/Obscene Material	0	0
Robbery	0	0
Stolen Property Offenses	0	0
Weapon Law Violations	0	0
Kidnapping/Abduction	0	0

GROUP A OFFENSES	Total # of Incidents	Total # of Clearances
Larceny/Theft Offenses	1	0
Theft - Pocket-picking	0	0
Theft - Purse Snatching	0	0
Theft - Shoplifting	0	0
Theft From Building	1	0
Theft From Coin Machine	0	0
Theft From Motor Vehicle	0	0
Theft of Motor Vehicle Parts	0	0
Theft - All Other Larceny	0	0
Prostitution Offenses	0	0
Prostitution	0	0
Prostitution Assisting/Promoting	0	0
Purchasing Prostitution	0	0
Sex Offenses, Forcible	0	0
Forcible Rape	0	0
Forcible Sodomy	0	0
Sexual Assault W/Object	0	0
Forcible Fondling	0	0
Sex Offenses, Non Forcible	0	0
Incest	0	0
Statutory Rape	0	0
Human Trafficking Offenses	0	0
Commercial Sex Acts	0	0
Involuntary Servitude	0	0

Reporting Agency: Memphis Police Department



ITT Technical Institute Memphis - 2015

GROUP A OFFENSES	Total # of Incidents	Total # of Clearances
Arson	0	0
Assault	2	1
Aggravated Assault	1	0
Simple Assault	1	1
Intimidation	0	0
Stalking	0	0
Bribery	0	0
Burglary	0	0
Counterfeiting/Forgery	0	0
Destruction/Damage/Vandalism	2	0
Drug/Narcotic Offenses	0	0
Drug/Narcotic Violations	0	0
Drug/Narcotic Equipment Violations	0	0
Embezzlement	0	0
Extortion/Blackmail	0	0
Fraud Offenses	0	0
Fraud - False Pretenses	0	0
Fraud - Credit Card/ATM	0	0
Fraud - Impersonation	0	0
Fraud - Welfare	0	0
Fraud - Wire	0	0
Gambling Offenses	0	0
Gambling - Betting/Wagering	0	0
Gambling - Operating/Promoting	0	0
Gambling - Equipment Violations	0	0
Gambling - Sports Tampering	0	0
Homicide Offenses	0	0
Murder	0	0
Negligent Manslaughter	0	0
Motor Vehicle Theft	0	0
Pornography/Obscene Material	0	0
Robbery	1	0
Stolen Property Offenses	0	0
Weapon Law Violations	0	0
Kidnapping/Abduction	0	0

GROUP A OFFENSES	Total # of Incidents	Total # of Clearances
Larceny/Theft Offenses	3	1
Theft - Pocket-picking	0	0
Theft - Purse Snatching	0	0
Theft - Shoplifting	0	0
Theft From Building	2	1
Theft From Coin Machine	0	0
Theft From Motor Vehicle	0	0
Theft of Motor Vehicle Parts	1	0
Theft - All Other Larceny	0	0
Prostitution Offenses	0	0
Prostitution	0	0
Prostitution Assisting/Promoting	0	0
Purchasing Prostitution	0	0
Sex Offenses, Forcible	0	0
Forcible Rape	0	0
Forcible Sodomy	0	0
Sexual Assault W/Object	0	0
Forcible Fondling	0	0
Sex Offenses, Non Forcible	0	0
Incest	0	0
Statutory Rape	0	0
Human Trafficking Offenses	0	0
Commercial Sex Acts	0	0
Involuntary Servitude	0	0

Reporting Agency: Shelby County Sheriff's Office
 Memphis Police Department



Johnson University - 2015

GROUP A OFFENSES	Total # of Incidents	Total # of Clearances
Arson	0	0
Assault	0	0
Aggravated Assault	0	0
Simple Assault	0	0
Intimidation	0	0
Stalking	0	0
Bribery	0	0
Burglary	0	0
Counterfeiting/Forgery	0	0
Destruction/Damage/Vandalism	0	0
Drug/Narcotic Offenses	0	0
Drug/Narcotic Violations	0	0
Drug/Narcotic Equipment Violations	0	0
Embezzlement	0	0
Extortion/Blackmail	0	0
Fraud Offenses	0	0
Fraud - False Pretenses	0	0
Fraud - Credit Card/ATM	0	0
Fraud - Impersonation	0	0
Fraud - Welfare	0	0
Fraud - Wire	0	0
Gambling Offenses	0	0
Gambling - Betting/Wagering	0	0
Gambling - Operating/Promoting	0	0
Gambling - Equipment Violations	0	0
Gambling - Sports Tampering	0	0
Homicide Offenses	0	0
Murder	0	0
Negligent Manslaughter	0	0
Motor Vehicle Theft	0	0
Pornography/Obscene Material	0	0
Robbery	0	0
Stolen Property Offenses	0	0
Weapon Law Violations	0	0
Kidnapping/Abduction	0	0

GROUP A OFFENSES	Total # of Incidents	Total # of Clearances
Larceny/Theft Offenses	2	0
Theft - Pocket-picking	0	0
Theft - Purse Snatching	0	0
Theft - Shoplifting	0	0
Theft From Building	0	0
Theft From Coin Machine	0	0
Theft From Motor Vehicle	1	0
Theft of Motor Vehicle Parts	0	0
Theft - All Other Larceny	1	0
Prostitution Offenses	0	0
Prostitution	0	0
Prostitution Assisting/Promoting	0	0
Purchasing Prostitution	0	0
Sex Offenses, Forcible	0	0
Forcible Rape	0	0
Forcible Sodomy	0	0
Sexual Assault W/Object	0	0
Forcible Fondling	0	0
Sex Offenses, Non Forcible	0	0
Incest	0	0
Statutory Rape	0	0
Human Trafficking Offenses	0	0
Commercial Sex Acts	0	0
Involuntary Servitude	0	0

Reporting Agency: Knoxville Police Department



King University - 2015

GROUP A OFFENSES	Total # of Incidents	Total # of Clearances
Arson	0	0
Assault	2	2
Aggravated Assault	1	1
Simple Assault	1	1
Intimidation	0	0
Stalking	0	0
Bribery	0	0
Burglary	2	2
Counterfeiting/Forgery	0	0
Destruction/Damage/Vandalism	3	0
Drug/Narcotic Offenses	0	0
Drug/Narcotic Violations	0	0
Drug/Narcotic Equipment Violations	0	0
Embezzlement	0	0
Extortion/Blackmail	0	0
Fraud Offenses	0	0
Fraud - False Pretenses	0	0
Fraud - Credit Card/ATM	0	0
Fraud - Impersonation	0	0
Fraud - Welfare	0	0
Fraud - Wire	0	0
Gambling Offenses	0	0
Gambling - Betting/Wagering	0	0
Gambling - Operating/Promoting	0	0
Gambling - Equipment Violations	0	0
Gambling - Sports Tampering	0	0
Homicide Offenses	0	0
Murder	0	0
Negligent Manslaughter	0	0
Motor Vehicle Theft	0	0
Pornography/Obscene Material	0	0
Robbery	0	0
Stolen Property Offenses	0	0
Weapon Law Violations	0	0
Kidnapping/Abduction	0	0

GROUP A OFFENSES	Total # of Incidents	Total # of Clearances
Larceny/Theft Offenses	2	0
Theft - Pocket-picking	0	0
Theft - Purse Snatching	0	0
Theft - Shoplifting	0	0
Theft From Building	0	0
Theft From Coin Machine	0	0
Theft From Motor Vehicle	2	0
Theft of Motor Vehicle Parts	0	0
Theft - All Other Larceny	0	0
Prostitution Offenses	0	0
Prostitution	0	0
Prostitution Assisting/Promoting	0	0
Purchasing Prostitution	0	0
Sex Offenses, Forcible	0	0
Forcible Rape	0	0
Forcible Sodomy	0	0
Sexual Assault W/Object	0	0
Forcible Fondling	0	0
Sex Offenses, Non Forcible	0	0
Incest	0	0
Statutory Rape	0	0
Human Trafficking Offenses	0	0
Commercial Sex Acts	0	0
Involuntary Servitude	0	0

Reporting Agency: Bristol Police Department



Knoxville College - 2015

GROUP A OFFENSES	Total # of Incidents	Total # of Clearances
Arson	0	0
Assault	1	0
Aggravated Assault	0	0
Simple Assault	0	0
Intimidation	1	0
Stalking	0	0
Bribery	0	0
Burglary	0	0
Counterfeiting/Forgery	0	0
Destruction/Damage/Vandalism	0	0
Drug/Narcotic Offenses	0	0
Drug/Narcotic Violations	0	0
Drug/Narcotic Equipment Violations	0	0
Embezzlement	0	0
Extortion/Blackmail	0	0
Fraud Offenses	0	0
Fraud - False Pretenses	0	0
Fraud - Credit Card/ATM	0	0
Fraud - Impersonation	0	0
Fraud - Welfare	0	0
Fraud - Wire	0	0
Gambling Offenses	0	0
Gambling - Betting/Wagering	0	0
Gambling - Operating/Promoting	0	0
Gambling - Equipment Violations	0	0
Gambling - Sports Tampering	0	0
Homicide Offenses	0	0
Murder	0	0
Negligent Manslaughter	0	0
Motor Vehicle Theft	0	0
Pornography/Obscene Material	0	0
Robbery	0	0
Stolen Property Offenses	0	0
Weapon Law Violations	0	0
Kidnapping/Abduction	0	0

GROUP A OFFENSES	Total # of Incidents	Total # of Clearances
Larceny/Theft Offenses	0	0
Theft - Pocket-picking	0	0
Theft - Purse Snatching	0	0
Theft - Shoplifting	0	0
Theft From Building	0	0
Theft From Coin Machine	0	0
Theft From Motor Vehicle	0	0
Theft of Motor Vehicle Parts	0	0
Theft - All Other Larceny	0	0
Prostitution Offenses	0	0
Prostitution	0	0
Prostitution Assisting/Promoting	0	0
Purchasing Prostitution	0	0
Sex Offenses, Forcible	0	0
Forcible Rape	0	0
Forcible Sodomy	0	0
Sexual Assault W/Object	0	0
Forcible Fondling	0	0
Sex Offenses, Non Forcible	0	0
Incest	0	0
Statutory Rape	0	0
Human Trafficking Offenses	0	0
Commercial Sex Acts	0	0
Involuntary Servitude	0	0

Reporting Agency: Knoxville Police Department



Lee University - 2015

GROUP A OFFENSES	Total # of Incidents	Total # of Clearances
Arson	0	0
Assault	0	0
Aggravated Assault	0	0
Simple Assault	0	0
Intimidation	0	0
Stalking	0	0
Bribery	0	0
Burglary	0	0
Counterfeiting/Forgery	0	0
Destruction/Damage/Vandalism	1	0
Drug/Narcotic Offenses	0	0
Drug/Narcotic Violations	0	0
Drug/Narcotic Equipment Violations	0	0
Embezzlement	0	0
Extortion/Blackmail	0	0
Fraud Offenses	0	0
Fraud - False Pretenses	0	0
Fraud - Credit Card/ATM	0	0
Fraud - Impersonation	0	0
Fraud - Welfare	0	0
Fraud - Wire	0	0
Gambling Offenses	0	0
Gambling - Betting/Wagering	0	0
Gambling - Operating/Promoting	0	0
Gambling - Equipment Violations	0	0
Gambling - Sports Tampering	0	0
Homicide Offenses	0	0
Murder	0	0
Negligent Manslaughter	0	0
Motor Vehicle Theft	0	0
Pornography/Obscene Material	0	0
Robbery	0	0
Stolen Property Offenses	0	0
Weapon Law Violations	0	0
Kidnapping/Abduction	0	0

GROUP A OFFENSES	Total # of Incidents	Total # of Clearances
Larceny/Theft Offenses	1	0
Theft - Pocket-picking	0	0
Theft - Purse Snatching	0	0
Theft - Shoplifting	0	0
Theft From Building	0	0
Theft From Coin Machine	0	0
Theft From Motor Vehicle	1	0
Theft of Motor Vehicle Parts	0	0
Theft - All Other Larceny	0	0
Prostitution Offenses	0	0
Prostitution	0	0
Prostitution Assisting/Promoting	0	0
Purchasing Prostitution	0	0
Sex Offenses, Forcible	0	0
Forcible Rape	0	0
Forcible Sodomy	0	0
Sexual Assault W/Object	0	0
Forcible Fondling	0	0
Sex Offenses, Non Forcible	0	0
Incest	0	0
Statutory Rape	0	0
Human Trafficking Offenses	0	0
Commercial Sex Acts	0	0
Involuntary Servitude	0	0

Reporting Agency: Cleveland Police Department



LeMoyne-Owen College - 2015

GROUP A OFFENSES	Total # of Incidents	Total # of Clearances
Arson	0	0
Assault	9	1
Aggravated Assault	5	0
Simple Assault	2	0
Intimidation	2	1
Stalking	0	0
Bribery	0	0
Burglary	1	0
Counterfeiting/Forgery	0	0
Destruction/Damage/Vandalism	3	1
Drug/Narcotic Offenses	0	0
Drug/Narcotic Violations	0	0
Drug/Narcotic Equipment Violations	0	0
Embezzlement	0	0
Extortion/Blackmail	0	0
Fraud Offenses	1	0
Fraud - False Pretenses	0	0
Fraud - Credit Card/ATM	0	0
Fraud - Impersonation	1	0
Fraud - Welfare	0	0
Fraud - Wire	0	0
Gambling Offenses	0	0
Gambling - Betting/Wagering	0	0
Gambling - Operating/Promoting	0	0
Gambling - Equipment Violations	0	0
Gambling - Sports Tampering	0	0
Homicide Offenses	0	0
Murder	0	0
Negligent Manslaughter	0	0
Motor Vehicle Theft	1	0
Pornography/Obscene Material	0	0
Robbery	1	1
Stolen Property Offenses	0	0
Weapon Law Violations	0	0
Kidnapping/Abduction	0	0

GROUP A OFFENSES	Total # of Incidents	Total # of Clearances
Larceny/Theft Offenses	5	0
Theft - Pocket-picking	0	0
Theft - Purse Snatching	0	0
Theft - Shoplifting	0	0
Theft From Building	2	0
Theft From Coin Machine	0	0
Theft From Motor Vehicle	1	0
Theft of Motor Vehicle Parts	2	0
Theft - All Other Larceny	0	0
Prostitution Offenses	0	0
Prostitution	0	0
Prostitution Assisting/Promoting	0	0
Purchasing Prostitution	0	0
Sex Offenses, Forcible	0	0
Forcible Rape	0	0
Forcible Sodomy	0	0
Sexual Assault W/Object	0	0
Forcible Fondling	0	0
Sex Offenses, Non Forcible	0	0
Incest	0	0
Statutory Rape	0	0
Human Trafficking Offenses	0	0
Commercial Sex Acts	0	0
Involuntary Servitude	0	0

Reporting Agency: Shelby County Sheriff's Office
 Memphis Police Department



Lincoln Memorial University - 2015

GROUP A OFFENSES	Total # of Incidents	Total # of Clearances
Arson	0	0
Assault	0	0
Aggravated Assault	0	0
Simple Assault	0	0
Intimidation	0	0
Stalking	0	0
Bribery	0	0
Burglary	0	0
Counterfeiting/Forgery	0	0
Destruction/Damage/Vandalism	0	0
Drug/Narcotic Offenses	0	0
Drug/Narcotic Violations	0	0
Drug/Narcotic Equipment Violations	0	0
Embezzlement	0	0
Extortion/Blackmail	0	0
Fraud Offenses	0	0
Fraud - False Pretenses	0	0
Fraud - Credit Card/ATM	0	0
Fraud - Impersonation	0	0
Fraud - Welfare	0	0
Fraud - Wire	0	0
Gambling Offenses	0	0
Gambling - Betting/Wagering	0	0
Gambling - Operating/Promoting	0	0
Gambling - Equipment Violations	0	0
Gambling - Sports Tampering	0	0
Homicide Offenses	0	0
Murder	0	0
Negligent Manslaughter	0	0
Motor Vehicle Theft	0	0
Pornography/Obscene Material	0	0
Robbery	0	0
Stolen Property Offenses	0	0
Weapon Law Violations	0	0
Kidnapping/Abduction	0	0

GROUP A OFFENSES	Total # of Incidents	Total # of Clearances
Larceny/Theft Offenses	1	0
Theft - Pocket-picking	0	0
Theft - Purse Snatching	0	0
Theft - Shoplifting	0	0
Theft From Building	0	0
Theft From Coin Machine	0	0
Theft From Motor Vehicle	1	0
Theft of Motor Vehicle Parts	0	0
Theft - All Other Larceny	0	0
Prostitution Offenses	0	0
Prostitution	0	0
Prostitution Assisting/Promoting	0	0
Purchasing Prostitution	0	0
Sex Offenses, Forcible	0	0
Forcible Rape	0	0
Forcible Sodomy	0	0
Sexual Assault W/Object	0	0
Forcible Fondling	0	0
Sex Offenses, Non Forcible	0	0
Incest	0	0
Statutory Rape	0	0
Human Trafficking Offenses	0	0
Commercial Sex Acts	0	0
Involuntary Servitude	0	0

Reporting Agency: Sullivan County Sheriff's Office



Martin Methodist College - 2015

GROUP A OFFENSES	Total # of Incidents	Total # of Clearances
Arson	0	0
Assault	1	0
Aggravated Assault	1	0
Simple Assault	0	0
Intimidation	0	0
Stalking	0	0
Bribery	0	0
Burglary	0	0
Counterfeiting/Forgery	0	0
Destruction/Damage/Vandalism	0	0
Drug/Narcotic Offenses	0	0
Drug/Narcotic Violations	0	0
Drug/Narcotic Equipment Violations	0	0
Embezzlement	0	0
Extortion/Blackmail	0	0
Fraud Offenses	0	0
Fraud - False Pretenses	0	0
Fraud - Credit Card/ATM	0	0
Fraud - Impersonation	0	0
Fraud - Welfare	0	0
Fraud - Wire	0	0
Gambling Offenses	0	0
Gambling - Betting/Wagering	0	0
Gambling - Operating/Promoting	0	0
Gambling - Equipment Violations	0	0
Gambling - Sports Tampering	0	0
Homicide Offenses	0	0
Murder	0	0
Negligent Manslaughter	0	0
Motor Vehicle Theft	0	0
Pornography/Obscene Material	0	0
Robbery	0	0
Stolen Property Offenses	0	0
Weapon Law Violations	0	0
Kidnapping/Abduction	0	0

GROUP A OFFENSES	Total # of Incidents	Total # of Clearances
Larceny/Theft Offenses	0	0
Theft - Pocket-picking	0	0
Theft - Purse Snatching	0	0
Theft - Shoplifting	0	0
Theft From Building	0	0
Theft From Coin Machine	0	0
Theft From Motor Vehicle	0	0
Theft of Motor Vehicle Parts	0	0
Theft - All Other Larceny	0	0
Prostitution Offenses	0	0
Prostitution	0	0
Prostitution Assisting/Promoting	0	0
Purchasing Prostitution	0	0
Sex Offenses, Forcible	0	0
Forcible Rape	0	0
Forcible Sodomy	0	0
Sexual Assault W/Object	0	0
Forcible Fondling	0	0
Sex Offenses, Non Forcible	0	0
Incest	0	0
Statutory Rape	0	0
Human Trafficking Offenses	0	0
Commercial Sex Acts	0	0
Involuntary Servitude	0	0

Reporting Agency: Pulaski Police Department



Memphis College of Art - 2015

GROUP A OFFENSES	Total # of Incidents	Total # of Clearances
Arson	0	0
Assault	4	1
Aggravated Assault	1	1
Simple Assault	1	0
Intimidation	1	0
Stalking	1	0
Bribery	0	0
Burglary	1	1
Counterfeiting/Forgery	0	0
Destruction/Damage/Vandalism	2	0
Drug/Narcotic Offenses	0	0
Drug/Narcotic Violations	0	0
Drug/Narcotic Equipment Violations	0	0
Embezzlement	0	0
Extortion/Blackmail	0	0
Fraud Offenses	0	0
Fraud - False Pretenses	0	0
Fraud - Credit Card/ATM	0	0
Fraud - Impersonation	0	0
Fraud - Welfare	0	0
Fraud - Wire	0	0
Gambling Offenses	0	0
Gambling - Betting/Wagering	0	0
Gambling - Operating/Promoting	0	0
Gambling - Equipment Violations	0	0
Gambling - Sports Tampering	0	0
Homicide Offenses	0	0
Murder	0	0
Negligent Manslaughter	0	0
Motor Vehicle Theft	0	0
Pornography/Obscene Material	0	0
Robbery	2	0
Stolen Property Offenses	0	0
Weapon Law Violations	0	0
Kidnapping/Abduction	0	0

GROUP A OFFENSES	Total # of Incidents	Total # of Clearances
Larceny/Theft Offenses	2	0
Theft - Pocket-picking	0	0
Theft - Purse Snatching	0	0
Theft - Shoplifting	0	0
Theft From Building	0	0
Theft From Coin Machine	0	0
Theft From Motor Vehicle	1	0
Theft of Motor Vehicle Parts	0	0
Theft - All Other Larceny	1	0
Prostitution Offenses	0	0
Prostitution	0	0
Prostitution Assisting/Promoting	0	0
Purchasing Prostitution	0	0
Sex Offenses, Forcible	1	1
Forcible Rape	1	1
Forcible Sodomy	0	0
Sexual Assault W/Object	0	0
Forcible Fondling	0	0
Sex Offenses, Non Forcible	0	0
Incest	0	0
Statutory Rape	0	0
Human Trafficking Offenses	0	0
Commercial Sex Acts	0	0
Involuntary Servitude	0	0

Reporting Agency: Memphis Police Department



Memphis Theological Seminary - 2015

GROUP A OFFENSES	Total # of Incidents	Total # of Clearances
Arson	0	0
Assault	1	0
Aggravated Assault	0	0
Simple Assault	1	0
Intimidation	0	0
Stalking	0	0
Bribery	0	0
Burglary	0	0
Counterfeiting/Forgery	0	0
Destruction/Damage/Vandalism	0	0
Drug/Narcotic Offenses	0	0
Drug/Narcotic Violations	0	0
Drug/Narcotic Equipment Violations	0	0
Embezzlement	0	0
Extortion/Blackmail	0	0
Fraud Offenses	0	0
Fraud - False Pretenses	0	0
Fraud - Credit Card/ATM	0	0
Fraud - Impersonation	0	0
Fraud - Welfare	0	0
Fraud - Wire	0	0
Gambling Offenses	0	0
Gambling - Betting/Wagering	0	0
Gambling - Operating/Promoting	0	0
Gambling - Equipment Violations	0	0
Gambling - Sports Tampering	0	0
Homicide Offenses	0	0
Murder	0	0
Negligent Manslaughter	0	0
Motor Vehicle Theft	0	0
Pornography/Obscene Material	0	0
Robbery	0	0
Stolen Property Offenses	0	0
Weapon Law Violations	0	0
Kidnapping/Abduction	0	0

GROUP A OFFENSES	Total # of Incidents	Total # of Clearances
Larceny/Theft Offenses	1	0
Theft - Pocket-picking	0	0
Theft - Purse Snatching	0	0
Theft - Shoplifting	0	0
Theft From Building	1	0
Theft From Coin Machine	0	0
Theft From Motor Vehicle	0	0
Theft of Motor Vehicle Parts	0	0
Theft - All Other Larceny	0	0
Prostitution Offenses	0	0
Prostitution	0	0
Prostitution Assisting/Promoting	0	0
Purchasing Prostitution	0	0
Sex Offenses, Forcible	0	0
Forcible Rape	0	0
Forcible Sodomy	0	0
Sexual Assault W/Object	0	0
Forcible Fondling	0	0
Sex Offenses, Non Forcible	0	0
Incest	0	0
Statutory Rape	0	0
Human Trafficking Offenses	0	0
Commercial Sex Acts	0	0
Involuntary Servitude	0	0

Reporting Agency: Shelby County Sheriff's Office
 Memphis Police Department



Mid-America Baptist Theological Seminary - 2015

GROUP A OFFENSES	Total # of Incidents	Total # of Clearances
Arson	0	0
Assault	1	0
Aggravated Assault	0	0
Simple Assault	1	0
Intimidation	0	0
Stalking	0	0
Bribery	0	0
Burglary	0	0
Counterfeiting/Forgery	0	0
Destruction/Damage/Vandalism	0	0
Drug/Narcotic Offenses	0	0
Drug/Narcotic Violations	0	0
Drug/Narcotic Equipment Violations	0	0
Embezzlement	0	0
Extortion/Blackmail	0	0
Fraud Offenses	0	0
Fraud - False Pretenses	0	0
Fraud - Credit Card/ATM	0	0
Fraud - Impersonation	0	0
Fraud - Welfare	0	0
Fraud - Wire	0	0
Gambling Offenses	0	0
Gambling - Betting/Wagering	0	0
Gambling - Operating/Promoting	0	0
Gambling - Equipment Violations	0	0
Gambling - Sports Tampering	0	0
Homicide Offenses	0	0
Murder	0	0
Negligent Manslaughter	0	0
Motor Vehicle Theft	0	0
Pornography/Obscene Material	0	0
Robbery	0	0
Stolen Property Offenses	0	0
Weapon Law Violations	0	0
Kidnapping/Abduction	0	0

GROUP A OFFENSES	Total # of Incidents	Total # of Clearances
Larceny/Theft Offenses	1	0
Theft - Pocket-picking	0	0
Theft - Purse Snatching	0	0
Theft - Shoplifting	0	0
Theft From Building	0	0
Theft From Coin Machine	0	0
Theft From Motor Vehicle	1	0
Theft of Motor Vehicle Parts	0	0
Theft - All Other Larceny	0	0
Prostitution Offenses	0	0
Prostitution	0	0
Prostitution Assisting/Promoting	0	0
Purchasing Prostitution	0	0
Sex Offenses, Forcible	0	0
Forcible Rape	0	0
Forcible Sodomy	0	0
Sexual Assault W/Object	0	0
Forcible Fondling	0	0
Sex Offenses, Non Forcible	0	0
Incest	0	0
Statutory Rape	0	0
Human Trafficking Offenses	0	0
Commercial Sex Acts	0	0
Involuntary Servitude	0	0

Reporting Agency: Shelby County Sheriff's Office
 Memphis Police Department



Middle Tennessee State University - 2015

GROUP A OFFENSES	Total # of Incidents	Total # of Clearances
Arson	0	0
Assault	0	0
Aggravated Assault	0	0
Simple Assault	0	0
Intimidation	0	0
Stalking	0	0
Bribery	0	0
Burglary	0	0
Counterfeiting/Forgery	0	0
Destruction/Damage/Vandalism	0	0
Drug/Narcotic Offenses	0	0
Drug/Narcotic Violations	0	0
Drug/Narcotic Equipment Violations	0	0
Embezzlement	0	0
Extortion/Blackmail	0	0
Fraud Offenses	0	0
Fraud - False Pretenses	0	0
Fraud - Credit Card/ATM	0	0
Fraud - Impersonation	0	0
Fraud - Welfare	0	0
Fraud - Wire	0	0
Gambling Offenses	0	0
Gambling - Betting/Wagering	0	0
Gambling - Operating/Promoting	0	0
Gambling - Equipment Violations	0	0
Gambling - Sports Tampering	0	0
Homicide Offenses	0	0
Murder	0	0
Negligent Manslaughter	0	0
Motor Vehicle Theft	0	0
Pornography/Obscene Material	0	0
Robbery	0	0
Stolen Property Offenses	0	0
Weapon Law Violations	0	0
Kidnapping/Abduction	0	0

GROUP A OFFENSES	Total # of Incidents	Total # of Clearances
Larceny/Theft Offenses	1	0
Theft - Pocket-picking	0	0
Theft - Purse Snatching	0	0
Theft - Shoplifting	0	0
Theft From Building	0	0
Theft From Coin Machine	0	0
Theft From Motor Vehicle	0	0
Theft of Motor Vehicle Parts	0	0
Theft - All Other Larceny	1	0
Prostitution Offenses	0	0
Prostitution	0	0
Prostitution Assisting/Promoting	0	0
Purchasing Prostitution	0	0
Sex Offenses, Forcible	0	0
Forcible Rape	0	0
Forcible Sodomy	0	0
Sexual Assault W/Object	0	0
Forcible Fondling	0	0
Sex Offenses, Non Forcible	0	0
Incest	0	0
Statutory Rape	0	0
Human Trafficking Offenses	0	0
Commercial Sex Acts	0	0
Involuntary Servitude	0	0

Reporting Agency: Murfreesboro Police Department



Miller-Motte Technical College - 2015

GROUP A OFFENSES	Total # of Incidents	Total # of Clearances
Arson	0	0
Assault	2	2
Aggravated Assault	0	0
Simple Assault	2	2
Intimidation	0	0
Stalking	0	0
Bribery	0	0
Burglary	0	0
Counterfeiting/Forgery	0	0
Destruction/Damage/Vandalism	3	2
Drug/Narcotic Offenses	0	0
Drug/Narcotic Violations	0	0
Drug/Narcotic Equipment Violations	0	0
Embezzlement	0	0
Extortion/Blackmail	0	0
Fraud Offenses	0	0
Fraud - False Pretenses	0	0
Fraud - Credit Card/ATM	0	0
Fraud - Impersonation	0	0
Fraud - Welfare	0	0
Fraud - Wire	0	0
Gambling Offenses	0	0
Gambling - Betting/Wagering	0	0
Gambling - Operating/Promoting	0	0
Gambling - Equipment Violations	0	0
Gambling - Sports Tampering	0	0
Homicide Offenses	0	0
Murder	0	0
Negligent Manslaughter	0	0
Motor Vehicle Theft	0	0
Pornography/Obscene Material	0	0
Robbery	0	0
Stolen Property Offenses	0	0
Weapon Law Violations	0	0
Kidnapping/Abduction	0	0

GROUP A OFFENSES	Total # of Incidents	Total # of Clearances
Larceny/Theft Offenses	2	1
Theft - Pocket-picking	0	0
Theft - Purse Snatching	0	0
Theft - Shoplifting	0	0
Theft From Building	1	0
Theft From Coin Machine	0	0
Theft From Motor Vehicle	1	1
Theft of Motor Vehicle Parts	0	0
Theft - All Other Larceny	0	0
Prostitution Offenses	0	0
Prostitution	0	0
Prostitution Assisting/Promoting	0	0
Purchasing Prostitution	0	0
Sex Offenses, Forcible	0	0
Forcible Rape	0	0
Forcible Sodomy	0	0
Sexual Assault W/Object	0	0
Forcible Fondling	0	0
Sex Offenses, Non Forcible	0	0
Incest	0	0
Statutory Rape	0	0
Human Trafficking Offenses	0	0
Commercial Sex Acts	0	0
Involuntary Servitude	0	0

Reporting Agency: Clarksville Police Department



Middle Tennessee State University - 2015

GROUP A OFFENSES	Total # of Incidents	Total # of Clearances
Arson	0	0
Assault	0	0
Aggravated Assault	0	0
Simple Assault	0	0
Intimidation	0	0
Stalking	0	0
Bribery	0	0
Burglary	0	0
Counterfeiting/Forgery	0	0
Destruction/Damage/Vandalism	0	0
Drug/Narcotic Offenses	0	0
Drug/Narcotic Violations	0	0
Drug/Narcotic Equipment Violations	0	0
Embezzlement	0	0
Extortion/Blackmail	0	0
Fraud Offenses	1	0
Fraud - False Pretenses	1	0
Fraud - Credit Card/ATM	0	0
Fraud - Impersonation	0	0
Fraud - Welfare	0	0
Fraud - Wire	0	0
Gambling Offenses	0	0
Gambling - Betting/Wagering	0	0
Gambling - Operating/Promoting	0	0
Gambling - Equipment Violations	0	0
Gambling - Sports Tampering	0	0
Homicide Offenses	0	0
Murder	0	0
Negligent Manslaughter	0	0
Motor Vehicle Theft	0	0
Pornography/Obscene Material	0	0
Robbery	0	0
Stolen Property Offenses	0	0
Weapon Law Violations	0	0
Kidnapping/Abduction	0	0

GROUP A OFFENSES	Total # of Incidents	Total # of Clearances
Larceny/Theft Offenses	0	0
Theft - Pocket-picking	0	0
Theft - Purse Snatching	0	0
Theft - Shoplifting	0	0
Theft From Building	0	0
Theft From Coin Machine	0	0
Theft From Motor Vehicle	0	0
Theft of Motor Vehicle Parts	0	0
Theft - All Other Larceny	0	0
Prostitution Offenses	0	0
Prostitution	0	0
Prostitution Assisting/Promoting	0	0
Purchasing Prostitution	0	0
Sex Offenses, Forcible	0	0
Forcible Rape	0	0
Forcible Sodomy	0	0
Sexual Assault W/Object	0	0
Forcible Fondling	0	0
Sex Offenses, Non Forcible	0	0
Incest	0	0
Statutory Rape	0	0
Human Trafficking Offenses	0	0
Commercial Sex Acts	0	0
Involuntary Servitude	0	0

Reporting Agency: Chester County Sheriff's Office



Nashville Auto Diesel College - 2015

GROUP A OFFENSES	Total # of Incidents	Total # of Clearances
Arson	0	0
Assault	1	1
Aggravated Assault	0	0
Simple Assault	1	1
Intimidation	0	0
Stalking	0	0
Bribery	0	0
Burglary	0	0
Counterfeiting/Forgery	0	0
Destruction/Damage/Vandalism	0	0
Drug/Narcotic Offenses	0	0
Drug/Narcotic Violations	0	0
Drug/Narcotic Equipment Violations	0	0
Embezzlement	0	0
Extortion/Blackmail	0	0
Fraud Offenses	1	1
Fraud - False Pretenses	0	0
Fraud - Credit Card/ATM	0	0
Fraud - Impersonation	1	1
Fraud - Welfare	0	0
Fraud - Wire	0	0
Gambling Offenses	0	0
Gambling - Betting/Wagering	0	0
Gambling - Operating/Promoting	0	0
Gambling - Equipment Violations	0	0
Gambling - Sports Tampering	0	0
Homicide Offenses	0	0
Murder	0	0
Negligent Manslaughter	0	0
Motor Vehicle Theft	0	0
Pornography/Obscene Material	0	0
Robbery	0	0
Stolen Property Offenses	0	0
Weapon Law Violations	0	0
Kidnapping/Abduction	0	0

GROUP A OFFENSES	Total # of Incidents	Total # of Clearances
Larceny/Theft Offenses	0	0
Theft - Pocket-picking	0	0
Theft - Purse Snatching	0	0
Theft - Shoplifting	0	0
Theft From Building	0	0
Theft From Coin Machine	0	0
Theft From Motor Vehicle	0	0
Theft of Motor Vehicle Parts	0	0
Theft - All Other Larceny	0	0
Prostitution Offenses	0	0
Prostitution	0	0
Prostitution Assisting/Promoting	0	0
Purchasing Prostitution	0	0
Sex Offenses, Forcible	0	0
Forcible Rape	0	0
Forcible Sodomy	0	0
Sexual Assault W/Object	0	0
Forcible Fondling	0	0
Sex Offenses, Non Forcible	0	0
Incest	0	0
Statutory Rape	0	0
Human Trafficking Offenses	0	0
Commercial Sex Acts	0	0
Involuntary Servitude	0	0

Reporting Agency: Columbia Police Department



Nashville State Community College - 2015

GROUP A OFFENSES	Total # of Incidents	Total # of Clearances
Arson	0	0
Assault	1	0
Aggravated Assault	0	0
Simple Assault	0	0
Intimidation	0	0
Stalking	1	0
Bribery	0	0
Burglary	0	0
Counterfeiting/Forgery	0	0
Destruction/Damage/Vandalism	0	0
Drug/Narcotic Offenses	0	0
Drug/Narcotic Violations	0	0
Drug/Narcotic Equipment Violations	0	0
Embezzlement	0	0
Extortion/Blackmail	0	0
Fraud Offenses	0	0
Fraud - False Pretenses	0	0
Fraud - Credit Card/ATM	0	0
Fraud - Impersonation	0	0
Fraud - Welfare	0	0
Fraud - Wire	0	0
Gambling Offenses	0	0
Gambling - Betting/Wagering	0	0
Gambling - Operating/Promoting	0	0
Gambling - Equipment Violations	0	0
Gambling - Sports Tampering	0	0
Homicide Offenses	0	0
Murder	0	0
Negligent Manslaughter	0	0
Motor Vehicle Theft	0	0
Pornography/Obscene Material	0	0
Robbery	0	0
Stolen Property Offenses	0	0
Weapon Law Violations	0	0
Kidnapping/Abduction	0	0

GROUP A OFFENSES	Total # of Incidents	Total # of Clearances
Larceny/Theft Offenses	0	0
Theft - Pocket-picking	0	0
Theft - Purse Snatching	0	0
Theft - Shoplifting	0	0
Theft From Building	0	0
Theft From Coin Machine	0	0
Theft From Motor Vehicle	0	0
Theft of Motor Vehicle Parts	0	0
Theft - All Other Larceny	0	0
Prostitution Offenses	0	0
Prostitution	0	0
Prostitution Assisting/Promoting	0	0
Purchasing Prostitution	0	0
Sex Offenses, Forcible	0	0
Forcible Rape	0	0
Forcible Sodomy	0	0
Sexual Assault W/Object	0	0
Forcible Fondling	0	0
Sex Offenses, Non Forcible	0	0
Incest	0	0
Statutory Rape	0	0
Human Trafficking Offenses	0	0
Commercial Sex Acts	0	0
Involuntary Servitude	0	0

Reporting Agency: LaVergne Police Department



Northeast State Community College - 2015

GROUP A OFFENSES	Total # of Incidents	Total # of Clearances
Arson	0	0
Assault	2	2
Aggravated Assault	0	0
Simple Assault	2	2
Intimidation	0	0
Stalking	0	0
Bribery	0	0
Burglary	0	0
Counterfeiting/Forgery	0	0
Destruction/Damage/Vandalism	1	1
Drug/Narcotic Offenses	0	0
Drug/Narcotic Violations	0	0
Drug/Narcotic Equipment Violations	0	0
Embezzlement	0	0
Extortion/Blackmail	0	0
Fraud Offenses	1	0
Fraud - False Pretenses	0	0
Fraud - Credit Card/ATM	1	0
Fraud - Impersonation	0	0
Fraud - Welfare	0	0
Fraud - Wire	0	0
Gambling Offenses	0	0
Gambling - Betting/Wagering	0	0
Gambling - Operating/Promoting	0	0
Gambling - Equipment Violations	0	0
Gambling - Sports Tampering	0	0
Homicide Offenses	0	0
Murder	0	0
Negligent Manslaughter	0	0
Motor Vehicle Theft	0	0
Pornography/Obscene Material	0	0
Robbery	0	0
Stolen Property Offenses	0	0
Weapon Law Violations	0	0
Kidnapping/Abduction	0	0

GROUP A OFFENSES	Total # of Incidents	Total # of Clearances
Larceny/Theft Offenses	1	0
Theft - Pocket-picking	0	0
Theft - Purse Snatching	0	0
Theft - Shoplifting	0	0
Theft From Building	0	0
Theft From Coin Machine	0	0
Theft From Motor Vehicle	1	0
Theft of Motor Vehicle Parts	0	0
Theft - All Other Larceny	0	0
Prostitution Offenses	0	0
Prostitution	0	0
Prostitution Assisting/Promoting	0	0
Purchasing Prostitution	0	0
Sex Offenses, Forcible	0	0
Forcible Rape	0	0
Forcible Sodomy	0	0
Sexual Assault W/Object	0	0
Forcible Fondling	0	0
Sex Offenses, Non Forcible	0	0
Incest	0	0
Statutory Rape	0	0
Human Trafficking Offenses	0	0
Commercial Sex Acts	0	0
Involuntary Servitude	0	0

Reporting Agency: Johnson City Police Department



Northeast State Community College - 2015

GROUP A OFFENSES	Total # of Incidents	Total # of Clearances
Arson	0	0
Assault	5	2
Aggravated Assault	0	0
Simple Assault	5	2
Intimidation	0	0
Stalking	0	0
Bribery	0	0
Burglary	1	0
Counterfeiting/Forgery	0	0
Destruction/Damage/Vandalism	1	0
Drug/Narcotic Offenses	0	0
Drug/Narcotic Violations	0	0
Drug/Narcotic Equipment Violations	0	0
Embezzlement	0	0
Extortion/Blackmail	0	0
Fraud Offenses	1	0
Fraud - False Pretenses	0	0
Fraud - Credit Card/ATM	0	0
Fraud - Impersonation	1	0
Fraud - Welfare	0	0
Fraud - Wire	0	0
Gambling Offenses	0	0
Gambling - Betting/Wagering	0	0
Gambling - Operating/Promoting	0	0
Gambling - Equipment Violations	0	0
Gambling - Sports Tampering	0	0
Homicide Offenses	0	0
Murder	0	0
Negligent Manslaughter	0	0
Motor Vehicle Theft	0	0
Pornography/Obscene Material	1	0
Robbery	0	0
Stolen Property Offenses	0	0
Weapon Law Violations	0	0
Kidnapping/Abduction	0	0

GROUP A OFFENSES	Total # of Incidents	Total # of Clearances
Larceny/Theft Offenses	1	0
Theft - Pocket-picking	0	0
Theft - Purse Snatching	0	0
Theft - Shoplifting	0	0
Theft From Building	0	0
Theft From Coin Machine	0	0
Theft From Motor Vehicle	1	0
Theft of Motor Vehicle Parts	0	0
Theft - All Other Larceny	0	0
Prostitution Offenses	0	0
Prostitution	0	0
Prostitution Assisting/Promoting	0	0
Purchasing Prostitution	0	0
Sex Offenses, Forcible	1	0
Forcible Rape	0	0
Forcible Sodomy	0	0
Sexual Assault W/Object	0	0
Forcible Fondling	1	0
Sex Offenses, Non Forcible	0	0
Incest	0	0
Statutory Rape	0	0
Human Trafficking Offenses	0	0
Commercial Sex Acts	0	0
Involuntary Servitude	0	0

Reporting Agency: Sullivan County Sheriff's Office
 Bristol Police Department



Rhodes College - 2015

GROUP A OFFENSES	Total # of Incidents	Total # of Clearances
Arson	0	0
Assault	4	1
Aggravated Assault	1	0
Simple Assault	3	1
Intimidation	0	0
Stalking	0	0
Bribery	0	0
Burglary	2	0
Counterfeiting/Forgery	0	0
Destruction/Damage/Vandalism	3	0
Drug/Narcotic Offenses	0	0
Drug/Narcotic Violations	0	0
Drug/Narcotic Equipment Violations	0	0
Embezzlement	0	0
Extortion/Blackmail	0	0
Fraud Offenses	0	0
Fraud - False Pretenses	0	0
Fraud - Credit Card/ATM	0	0
Fraud - Impersonation	0	0
Fraud - Welfare	0	0
Fraud - Wire	0	0
Gambling Offenses	0	0
Gambling - Betting/Wagering	0	0
Gambling - Operating/Promoting	0	0
Gambling - Equipment Violations	0	0
Gambling - Sports Tampering	0	0
Homicide Offenses	0	0
Murder	0	0
Negligent Manslaughter	0	0
Motor Vehicle Theft	0	0
Pornography/Obscene Material	0	0
Robbery	1	0
Stolen Property Offenses	0	0
Weapon Law Violations	0	0
Kidnapping/Abduction	0	0

GROUP A OFFENSES	Total # of Incidents	Total # of Clearances
Larceny/Theft Offenses	11	1
Theft - Pocket-picking	0	0
Theft - Purse Snatching	0	0
Theft - Shoplifting	0	0
Theft From Building	2	1
Theft From Coin Machine	0	0
Theft From Motor Vehicle	5	0
Theft of Motor Vehicle Parts	1	0
Theft - All Other Larceny	3	0
Prostitution Offenses	0	0
Prostitution	0	0
Prostitution Assisting/Promoting	0	0
Purchasing Prostitution	0	0
Sex Offenses, Forcible	0	0
Forcible Rape	0	0
Forcible Sodomy	0	0
Sexual Assault W/Object	0	0
Forcible Fondling	0	0
Sex Offenses, Non Forcible	0	0
Incest	0	0
Statutory Rape	0	0
Human Trafficking Offenses	0	0
Commercial Sex Acts	0	0
Involuntary Servitude	0	0

Reporting Agency: Memphis Police Department



Roane State Community College - 2015

GROUP A OFFENSES	Total # of Incidents	Total # of Clearances
Arson	0	0
Assault	0	0
Aggravated Assault	0	0
Simple Assault	0	0
Intimidation	0	0
Stalking	0	0
Bribery	0	0
Burglary	1	0
Counterfeiting/Forgery	0	0
Destruction/Damage/Vandalism	1	0
Drug/Narcotic Offenses	0	0
Drug/Narcotic Violations	0	0
Drug/Narcotic Equipment Violations	0	0
Embezzlement	0	0
Extortion/Blackmail	0	0
Fraud Offenses	0	0
Fraud - False Pretenses	0	0
Fraud - Credit Card/ATM	0	0
Fraud - Impersonation	0	0
Fraud - Welfare	0	0
Fraud - Wire	0	0
Gambling Offenses	0	0
Gambling - Betting/Wagering	0	0
Gambling - Operating/Promoting	0	0
Gambling - Equipment Violations	0	0
Gambling - Sports Tampering	0	0
Homicide Offenses	0	0
Murder	0	0
Negligent Manslaughter	0	0
Motor Vehicle Theft	0	0
Pornography/Obscene Material	0	0
Robbery	0	0
Stolen Property Offenses	0	0
Weapon Law Violations	0	0
Kidnapping/Abduction	0	0

GROUP A OFFENSES	Total # of Incidents	Total # of Clearances
Larceny/Theft Offenses	0	0
Theft - Pocket-picking	0	0
Theft - Purse Snatching	0	0
Theft - Shoplifting	0	0
Theft From Building	0	0
Theft From Coin Machine	0	0
Theft From Motor Vehicle	0	0
Theft of Motor Vehicle Parts	0	0
Theft - All Other Larceny	0	0
Prostitution Offenses	0	0
Prostitution	0	0
Prostitution Assisting/Promoting	0	0
Purchasing Prostitution	0	0
Sex Offenses, Forcible	0	0
Forcible Rape	0	0
Forcible Sodomy	0	0
Sexual Assault W/Object	0	0
Forcible Fondling	0	0
Sex Offenses, Non Forcible	0	0
Incest	0	0
Statutory Rape	0	0
Human Trafficking Offenses	0	0
Commercial Sex Acts	0	0
Involuntary Servitude	0	0

Reporting Agency: Rockwood Police Department



Southern Adventist University - 2015

GROUP A OFFENSES	Total # of Incidents	Total # of Clearances
Arson	0	0
Assault	0	0
Aggravated Assault	0	0
Simple Assault	0	0
Intimidation	0	0
Stalking	0	0
Bribery	0	0
Burglary	1	0
Counterfeiting/Forgery	0	0
Destruction/Damage/Vandalism	0	0
Drug/Narcotic Offenses	0	0
Drug/Narcotic Violations	0	0
Drug/Narcotic Equipment Violations	0	0
Embezzlement	0	0
Extortion/Blackmail	0	0
Fraud Offenses	0	0
Fraud - False Pretenses	0	0
Fraud - Credit Card/ATM	0	0
Fraud - Impersonation	0	0
Fraud - Welfare	0	0
Fraud - Wire	0	0
Gambling Offenses	0	0
Gambling - Betting/Wagering	0	0
Gambling - Operating/Promoting	0	0
Gambling - Equipment Violations	0	0
Gambling - Sports Tampering	0	0
Homicide Offenses	0	0
Murder	0	0
Negligent Manslaughter	0	0
Motor Vehicle Theft	0	0
Pornography/Obscene Material	0	0
Robbery	0	0
Stolen Property Offenses	0	0
Weapon Law Violations	0	0
Kidnapping/Abduction	0	0

GROUP A OFFENSES	Total # of Incidents	Total # of Clearances
Larceny/Theft Offenses	1	0
Theft - Pocket-picking	0	0
Theft - Purse Snatching	0	0
Theft - Shoplifting	0	0
Theft From Building	0	0
Theft From Coin Machine	0	0
Theft From Motor Vehicle	1	0
Theft of Motor Vehicle Parts	0	0
Theft - All Other Larceny	0	0
Prostitution Offenses	0	0
Prostitution	0	0
Prostitution Assisting/Promoting	0	0
Purchasing Prostitution	0	0
Sex Offenses, Forcible	0	0
Forcible Rape	0	0
Forcible Sodomy	0	0
Sexual Assault W/Object	0	0
Forcible Fondling	0	0
Sex Offenses, Non Forcible	0	0
Incest	0	0
Statutory Rape	0	0
Human Trafficking Offenses	0	0
Commercial Sex Acts	0	0
Involuntary Servitude	0	0

Reporting Agency: Collegedale Police Department



Southern College of Optometry - 2015

GROUP A OFFENSES	Total # of Incidents	Total # of Clearances
Arson	0	0
Assault	0	0
Aggravated Assault	0	0
Simple Assault	0	0
Intimidation	0	0
Stalking	0	0
Bribery	0	0
Burglary	0	0
Counterfeiting/Forgery	0	0
Destruction/Damage/Vandalism	2	0
Drug/Narcotic Offenses	0	0
Drug/Narcotic Violations	0	0
Drug/Narcotic Equipment Violations	0	0
Embezzlement	0	0
Extortion/Blackmail	0	0
Fraud Offenses	0	0
Fraud - False Pretenses	0	0
Fraud - Credit Card/ATM	0	0
Fraud - Impersonation	0	0
Fraud - Welfare	0	0
Fraud - Wire	0	0
Gambling Offenses	0	0
Gambling - Betting/Wagering	0	0
Gambling - Operating/Promoting	0	0
Gambling - Equipment Violations	0	0
Gambling - Sports Tampering	0	0
Homicide Offenses	0	0
Murder	0	0
Negligent Manslaughter	0	0
Motor Vehicle Theft	0	0
Pornography/Obscene Material	0	0
Robbery	0	0
Stolen Property Offenses	0	0
Weapon Law Violations	0	0
Kidnapping/Abduction	0	0

GROUP A OFFENSES	Total # of Incidents	Total # of Clearances
Larceny/Theft Offenses	0	0
Theft - Pocket-picking	0	0
Theft - Purse Snatching	0	0
Theft - Shoplifting	0	0
Theft From Building	0	0
Theft From Coin Machine	0	0
Theft From Motor Vehicle	0	0
Theft of Motor Vehicle Parts	0	0
Theft - All Other Larceny	0	0
Prostitution Offenses	0	0
Prostitution	0	0
Prostitution Assisting/Promoting	0	0
Purchasing Prostitution	0	0
Sex Offenses, Forcible	0	0
Forcible Rape	0	0
Forcible Sodomy	0	0
Sexual Assault W/Object	0	0
Forcible Fondling	0	0
Sex Offenses, Non Forcible	0	0
Incest	0	0
Statutory Rape	0	0
Human Trafficking Offenses	0	0
Commercial Sex Acts	0	0
Involuntary Servitude	0	0

Reporting Agency: Memphis Police Department



Southwest Tennessee Community College - 2015

GROUP A OFFENSES	Total # of Incidents	Total # of Clearances
Arson	0	0
Assault	44	10
Aggravated Assault	5	1
Simple Assault	27	8
Intimidation	11	1
Stalking	1	0
Bribery	0	0
Burglary	17	0
Counterfeiting/Forgery	1	0
Destruction/Damage/Vandalism	17	7
Drug/Narcotic Offenses	0	0
Drug/Narcotic Violations	0	0
Drug/Narcotic Equipment Violations	0	0
Embezzlement	0	0
Extortion/Blackmail	0	0
Fraud Offenses	7	0
Fraud - False Pretenses	1	0
Fraud - Credit Card/ATM	4	0
Fraud - Impersonation	2	0
Fraud - Welfare	0	0
Fraud - Wire	0	0
Gambling Offenses	0	0
Gambling - Betting/Wagering	0	0
Gambling - Operating/Promoting	0	0
Gambling - Equipment Violations	0	0
Gambling - Sports Tampering	0	0
Homicide Offenses	0	0
Murder	0	0
Negligent Manslaughter	0	0
Motor Vehicle Theft	6	2
Pornography/Obscene Material	0	0
Robbery	6	0
Stolen Property Offenses	0	0
Weapon Law Violations	0	0
Kidnapping/Abduction	0	0

GROUP A OFFENSES	Total # of Incidents	Total # of Clearances
Larceny/Theft Offenses	37	3
Theft - Pocket-picking	0	0
Theft - Purse Snatching	0	0
Theft - Shoplifting	0	0
Theft From Building	5	0
Theft From Coin Machine	0	0
Theft From Motor Vehicle	19	3
Theft of Motor Vehicle Parts	9	0
Theft - All Other Larceny	4	0
Prostitution Offenses	0	0
Prostitution	0	0
Prostitution Assisting/Promoting	0	0
Purchasing Prostitution	0	0
Sex Offenses, Forcible	2	2
Forcible Rape	1	1
Forcible Sodomy	1	1
Sexual Assault W/Object	0	0
Forcible Fondling	0	0
Sex Offenses, Non Forcible	0	0
Incest	0	0
Statutory Rape	0	0
Human Trafficking Offenses	0	0
Commercial Sex Acts	0	0
Involuntary Servitude	0	0

Reporting Agency: Shelby County Sheriff's Office
 Memphis Police Department
 Millington Police Department



Crimes Against College Students as Reported by Local Agencies
Tennessee College of Applied Technology at Crump - 2015

GROUP A OFFENSES	Total # of Incidents	Total # of Clearances
Arson	0	0
Assault	1	0
Aggravated Assault	0	0
Simple Assault	0	0
Intimidation	1	0
Stalking	0	0
Bribery	0	0
Burglary	0	0
Counterfeiting/Forgery	0	0
Destruction/Damage/Vandalism	0	0
Drug/Narcotic Offenses	0	0
Drug/Narcotic Violations	0	0
Drug/Narcotic Equipment Violations	0	0
Embezzlement	0	0
Extortion/Blackmail	0	0
Fraud Offenses	0	0
Fraud - False Pretenses	0	0
Fraud - Credit Card/ATM	0	0
Fraud - Impersonation	0	0
Fraud - Welfare	0	0
Fraud - Wire	0	0
Gambling Offenses	0	0
Gambling - Betting/Wagering	0	0
Gambling - Operating/Promoting	0	0
Gambling - Equipment Violations	0	0
Gambling - Sports Tampering	0	0
Homicide Offenses	0	0
Murder	0	0
Negligent Manslaughter	0	0
Motor Vehicle Theft	0	0
Pornography/Obscene Material	0	0
Robbery	0	0
Stolen Property Offenses	0	0
Weapon Law Violations	0	0
Kidnapping/Abduction	0	0

GROUP A OFFENSES	Total # of Incidents	Total # of Clearances
Larceny/Theft Offenses	0	0
Theft - Pocket-picking	0	0
Theft - Purse Snatching	0	0
Theft - Shoplifting	0	0
Theft From Building	0	0
Theft From Coin Machine	0	0
Theft From Motor Vehicle	0	0
Theft of Motor Vehicle Parts	0	0
Theft - All Other Larceny	0	0
Prostitution Offenses	0	0
Prostitution	0	0
Prostitution Assisting/Promoting	0	0
Purchasing Prostitution	0	0
Sex Offenses, Forcible	0	0
Forcible Rape	0	0
Forcible Sodomy	0	0
Sexual Assault W/Object	0	0
Forcible Fondling	0	0
Sex Offenses, Non Forcible	0	0
Incest	0	0
Statutory Rape	0	0
Human Trafficking Offenses	0	0
Commercial Sex Acts	0	0
Involuntary Servitude	0	0

Reporting Agency: Crump Police Department



Crimes Against College Students as Reported by Local Agencies
Tennessee College of Applied Technology at Knoxville - 2015

GROUP A OFFENSES	Total # of Incidents	Total # of Clearances
Arson	0	0
Assault	0	0
Aggravated Assault	0	0
Simple Assault	0	0
Intimidation	0	0
Stalking	0	0
Bribery	0	0
Burglary	0	0
Counterfeiting/Forgery	0	0
Destruction/Damage/Vandalism	1	1
Drug/Narcotic Offenses	0	0
Drug/Narcotic Violations	0	0
Drug/Narcotic Equipment Violations	0	0
Embezzlement	0	0
Extortion/Blackmail	0	0
Fraud Offenses	0	0
Fraud - False Pretenses	0	0
Fraud - Credit Card/ATM	0	0
Fraud - Impersonation	0	0
Fraud - Welfare	0	0
Fraud - Wire	0	0
Gambling Offenses	0	0
Gambling - Betting/Wagering	0	0
Gambling - Operating/Promoting	0	0
Gambling - Equipment Violations	0	0
Gambling - Sports Tampering	0	0
Homicide Offenses	0	0
Murder	0	0
Negligent Manslaughter	0	0
Motor Vehicle Theft	0	0
Pornography/Obscene Material	0	0
Robbery	0	0
Stolen Property Offenses	0	0
Weapon Law Violations	0	0
Kidnapping/Abduction	0	0

GROUP A OFFENSES	Total # of Incidents	Total # of Clearances
Larceny/Theft Offenses	5	0
Theft - Pocket-picking	0	0
Theft - Purse Snatching	0	0
Theft - Shoplifting	0	0
Theft From Building	0	0
Theft From Coin Machine	0	0
Theft From Motor Vehicle	4	0
Theft of Motor Vehicle Parts	0	0
Theft - All Other Larceny	1	0
Prostitution Offenses	0	0
Prostitution	0	0
Prostitution Assisting/Promoting	0	0
Purchasing Prostitution	0	0
Sex Offenses, Forcible	0	0
Forcible Rape	0	0
Forcible Sodomy	0	0
Sexual Assault W/Object	0	0
Forcible Fondling	0	0
Sex Offenses, Non Forcible	0	0
Incest	0	0
Statutory Rape	0	0
Human Trafficking Offenses	0	0
Commercial Sex Acts	0	0
Involuntary Servitude	0	0

Reporting Agency: Knoxville Police Department



Crimes Against College Students as Reported by Local Agencies
Tennessee College of Applied Technology at Memphis - 2015

GROUP A OFFENSES	Total # of Incidents	Total # of Clearances
Arson	0	0
Assault	2	0
Aggravated Assault	1	0
Simple Assault	1	0
Intimidation	0	0
Stalking	0	0
Bribery	0	0
Burglary	0	0
Counterfeiting/Forgery	1	0
Destruction/Damage/Vandalism	1	1
Drug/Narcotic Offenses	0	0
Drug/Narcotic Violations	0	0
Drug/Narcotic Equipment Violations	0	0
Embezzlement	0	0
Extortion/Blackmail	0	0
Fraud Offenses	1	0
Fraud - False Pretenses	0	0
Fraud - Credit Card/ATM	0	0
Fraud - Impersonation	1	0
Fraud - Welfare	0	0
Fraud - Wire	0	0
Gambling Offenses	0	0
Gambling - Betting/Wagering	0	0
Gambling - Operating/Promoting	0	0
Gambling - Equipment Violations	0	0
Gambling - Sports Tampering	0	0
Homicide Offenses	0	0
Murder	0	0
Negligent Manslaughter	0	0
Motor Vehicle Theft	0	0
Pornography/Obscene Material	0	0
Robbery	2	1
Stolen Property Offenses	0	0
Weapon Law Violations	0	0
Kidnapping/Abduction	0	0

GROUP A OFFENSES	Total # of Incidents	Total # of Clearances
Larceny/Theft Offenses	1	0
Theft - Pocket-picking	0	0
Theft - Purse Snatching	0	0
Theft - Shoplifting	0	0
Theft From Building	0	0
Theft From Coin Machine	0	0
Theft From Motor Vehicle	0	0
Theft of Motor Vehicle Parts	0	0
Theft - All Other Larceny	1	0
Prostitution Offenses	0	0
Prostitution	0	0
Prostitution Assisting/Promoting	0	0
Purchasing Prostitution	0	0
Sex Offenses, Forcible	1	1
Forcible Rape	0	0
Forcible Sodomy	0	0
Sexual Assault W/Object	0	0
Forcible Fondling	1	1
Sex Offenses, Non Forcible	0	0
Incest	0	0
Statutory Rape	0	0
Human Trafficking Offenses	0	0
Commercial Sex Acts	0	0
Involuntary Servitude	0	0

Reporting Agency: Shelby County Sheriff's Office
 Memphis Police Department



Tusculum College - 2015

GROUP A OFFENSES	Total # of Incidents	Total # of Clearances
Arson	0	0
Assault	0	0
Aggravated Assault	0	0
Simple Assault	0	0
Intimidation	0	0
Stalking	0	0
Bribery	0	0
Burglary	0	0
Counterfeiting/Forgery	0	0
Destruction/Damage/Vandalism	0	0
Drug/Narcotic Offenses	0	0
Drug/Narcotic Violations	0	0
Drug/Narcotic Equipment Violations	0	0
Embezzlement	0	0
Extortion/Blackmail	0	0
Fraud Offenses	0	0
Fraud - False Pretenses	0	0
Fraud - Credit Card/ATM	0	0
Fraud - Impersonation	0	0
Fraud - Welfare	0	0
Fraud - Wire	0	0
Gambling Offenses	0	0
Gambling - Betting/Wagering	0	0
Gambling - Operating/Promoting	0	0
Gambling - Equipment Violations	0	0
Gambling - Sports Tampering	0	0
Homicide Offenses	0	0
Murder	0	0
Negligent Manslaughter	0	0
Motor Vehicle Theft	0	0
Pornography/Obscene Material	0	0
Robbery	0	0
Stolen Property Offenses	0	0
Weapon Law Violations	0	0
Kidnapping/Abduction	0	0

GROUP A OFFENSES	Total # of Incidents	Total # of Clearances
Larceny/Theft Offenses	1	0
Theft - Pocket-picking	0	0
Theft - Purse Snatching	0	0
Theft - Shoplifting	0	0
Theft From Building	0	0
Theft From Coin Machine	0	0
Theft From Motor Vehicle	1	0
Theft of Motor Vehicle Parts	0	0
Theft - All Other Larceny	0	0
Prostitution Offenses	0	0
Prostitution	0	0
Prostitution Assisting/Promoting	0	0
Purchasing Prostitution	0	0
Sex Offenses, Forcible	0	0
Forcible Rape	0	0
Forcible Sodomy	0	0
Sexual Assault W/Object	0	0
Forcible Fondling	0	0
Sex Offenses, Non Forcible	0	0
Incest	0	0
Statutory Rape	0	0
Human Trafficking Offenses	0	0
Commercial Sex Acts	0	0
Involuntary Servitude	0	0

Reporting Agency: Greeneville Police Department



University of Tennessee at Chattanooga - 2015

GROUP A OFFENSES	Total # of Incidents	Total # of Clearances
Arson	0	0
Assault	0	0
Aggravated Assault	0	0
Simple Assault	0	0
Intimidation	0	0
Stalking	0	0
Bribery	0	0
Burglary	0	0
Counterfeiting/Forgery	0	0
Destruction/Damage/Vandalism	0	0
Drug/Narcotic Offenses	0	0
Drug/Narcotic Violations	0	0
Drug/Narcotic Equipment Violations	0	0
Embezzlement	0	0
Extortion/Blackmail	0	0
Fraud Offenses	1	0
Fraud - False Pretenses	0	0
Fraud - Credit Card/ATM	0	0
Fraud - Impersonation	1	0
Fraud - Welfare	0	0
Fraud - Wire	0	0
Gambling Offenses	0	0
Gambling - Betting/Wagering	0	0
Gambling - Operating/Promoting	0	0
Gambling - Equipment Violations	0	0
Gambling - Sports Tampering	0	0
Homicide Offenses	0	0
Murder	0	0
Negligent Manslaughter	0	0
Motor Vehicle Theft	0	0
Pornography/Obscene Material	0	0
Robbery	0	0
Stolen Property Offenses	0	0
Weapon Law Violations	0	0
Kidnapping/Abduction	0	0

GROUP A OFFENSES	Total # of Incidents	Total # of Clearances
Larceny/Theft Offenses	0	0
Theft - Pocket-picking	0	0
Theft - Purse Snatching	0	0
Theft - Shoplifting	0	0
Theft From Building	0	0
Theft From Coin Machine	0	0
Theft From Motor Vehicle	0	0
Theft of Motor Vehicle Parts	0	0
Theft - All Other Larceny	0	0
Prostitution Offenses	0	0
Prostitution	0	0
Prostitution Assisting/Promoting	0	0
Purchasing Prostitution	0	0
Sex Offenses, Forcible	0	0
Forcible Rape	0	0
Forcible Sodomy	0	0
Sexual Assault W/Object	0	0
Forcible Fondling	0	0
Sex Offenses, Non Forcible	0	0
Incest	0	0
Statutory Rape	0	0
Human Trafficking Offenses	0	0
Commercial Sex Acts	0	0
Involuntary Servitude	0	0

Reporting Agency: White Bluff Police Department



University of Tennessee at Chattanooga - 2015

GROUP A OFFENSES	Total # of Incidents	Total # of Clearances
Arson	0	0
Assault	0	0
Aggravated Assault	0	0
Simple Assault	0	0
Intimidation	0	0
Stalking	0	0
Bribery	0	0
Burglary	1	0
Counterfeiting/Forgery	0	0
Destruction/Damage/Vandalism	0	0
Drug/Narcotic Offenses	0	0
Drug/Narcotic Violations	0	0
Drug/Narcotic Equipment Violations	0	0
Embezzlement	0	0
Extortion/Blackmail	0	0
Fraud Offenses	0	0
Fraud - False Pretenses	0	0
Fraud - Credit Card/ATM	0	0
Fraud - Impersonation	0	0
Fraud - Welfare	0	0
Fraud - Wire	0	0
Gambling Offenses	0	0
Gambling - Betting/Wagering	0	0
Gambling - Operating/Promoting	0	0
Gambling - Equipment Violations	0	0
Gambling - Sports Tampering	0	0
Homicide Offenses	0	0
Murder	0	0
Negligent Manslaughter	0	0
Motor Vehicle Theft	0	0
Pornography/Obscene Material	0	0
Robbery	0	0
Stolen Property Offenses	0	0
Weapon Law Violations	0	0
Kidnapping/Abduction	0	0

GROUP A OFFENSES	Total # of Incidents	Total # of Clearances
Larceny/Theft Offenses	1	0
Theft - Pocket-picking	0	0
Theft - Purse Snatching	0	0
Theft - Shoplifting	0	0
Theft From Building	0	0
Theft From Coin Machine	0	0
Theft From Motor Vehicle	1	0
Theft of Motor Vehicle Parts	0	0
Theft - All Other Larceny	0	0
Prostitution Offenses	0	0
Prostitution	0	0
Prostitution Assisting/Promoting	0	0
Purchasing Prostitution	0	0
Sex Offenses, Forcible	0	0
Forcible Rape	0	0
Forcible Sodomy	0	0
Sexual Assault W/Object	0	0
Forcible Fondling	0	0
Sex Offenses, Non Forcible	0	0
Incest	0	0
Statutory Rape	0	0
Human Trafficking Offenses	0	0
Commercial Sex Acts	0	0
Involuntary Servitude	0	0

Reporting Agency: Chattanooga Police Department



Crimes Against College Students as Reported by Local Agencies
University of Tennessee Health Sciences Center - 2015

GROUP A OFFENSES	Total # of Incidents	Total # of Clearances
Arson	0	0
Assault	0	0
Aggravated Assault	0	0
Simple Assault	0	0
Intimidation	0	0
Stalking	0	0
Bribery	0	0
Burglary	0	0
Counterfeiting/Forgery	0	0
Destruction/Damage/Vandalism	0	0
Drug/Narcotic Offenses	1	0
Drug/Narcotic Violations	0	0
Drug/Narcotic Equipment Violations	1	0
Embezzlement	0	0
Extortion/Blackmail	0	0
Fraud Offenses	0	0
Fraud - False Pretenses	0	0
Fraud - Credit Card/ATM	0	0
Fraud - Impersonation	0	0
Fraud - Welfare	0	0
Fraud - Wire	0	0
Gambling Offenses	0	0
Gambling - Betting/Wagering	0	0
Gambling - Operating/Promoting	0	0
Gambling - Equipment Violations	0	0
Gambling - Sports Tampering	0	0
Homicide Offenses	0	0
Murder	0	0
Negligent Manslaughter	0	0
Motor Vehicle Theft	0	0
Pornography/Obscene Material	0	0
Robbery	0	0
Stolen Property Offenses	0	0
Weapon Law Violations	0	0
Kidnapping/Abduction	0	0

GROUP A OFFENSES	Total # of Incidents	Total # of Clearances
Larceny/Theft Offenses	0	0
Theft - Pocket-picking	0	0
Theft - Purse Snatching	0	0
Theft - Shoplifting	0	0
Theft From Building	0	0
Theft From Coin Machine	0	0
Theft From Motor Vehicle	0	0
Theft of Motor Vehicle Parts	0	0
Theft - All Other Larceny	0	0
Prostitution Offenses	0	0
Prostitution	0	0
Prostitution Assisting/Promoting	0	0
Purchasing Prostitution	0	0
Sex Offenses, Forcible	0	0
Forcible Rape	0	0
Forcible Sodomy	0	0
Sexual Assault W/Object	0	0
Forcible Fondling	0	0
Sex Offenses, Non Forcible	0	0
Incest	0	0
Statutory Rape	0	0
Human Trafficking Offenses	0	0
Commercial Sex Acts	0	0
Involuntary Servitude	0	0

Reporting Agency: Cowan Police Department



Crimes Against College Students as Reported by Local Agencies
University of Tennessee Health Sciences Center - 2015

GROUP A OFFENSES	Total # of Incidents	Total # of Clearances
Arson	0	0
Assault	5	2
Aggravated Assault	1	1
Simple Assault	2	0
Intimidation	2	1
Stalking	0	0
Bribery	0	0
Burglary	3	0
Counterfeiting/Forgery	0	0
Destruction/Damage/Vandalism	7	0
Drug/Narcotic Offenses	0	0
Drug/Narcotic Violations	0	0
Drug/Narcotic Equipment Violations	0	0
Embezzlement	0	0
Extortion/Blackmail	0	0
Fraud Offenses	1	0
Fraud - False Pretenses	0	0
Fraud - Credit Card/ATM	0	0
Fraud - Impersonation	1	0
Fraud - Welfare	0	0
Fraud - Wire	0	0
Gambling Offenses	0	0
Gambling - Betting/Wagering	0	0
Gambling - Operating/Promoting	0	0
Gambling - Equipment Violations	0	0
Gambling - Sports Tampering	0	0
Homicide Offenses	0	0
Murder	0	0
Negligent Manslaughter	0	0
Motor Vehicle Theft	1	0
Pornography/Obscene Material	0	0
Robbery	3	1
Stolen Property Offenses	0	0
Weapon Law Violations	0	0
Kidnapping/Abduction	0	0

GROUP A OFFENSES	Total # of Incidents	Total # of Clearances
Larceny/Theft Offenses	17	1
Theft - Pocket-picking	0	0
Theft - Purse Snatching	0	0
Theft - Shoplifting	0	0
Theft From Building	1	0
Theft From Coin Machine	0	0
Theft From Motor Vehicle	12	0
Theft of Motor Vehicle Parts	1	0
Theft - All Other Larceny	3	1
Prostitution Offenses	0	0
Prostitution	0	0
Prostitution Assisting/Promoting	0	0
Purchasing Prostitution	0	0
Sex Offenses, Forcible	1	0
Forcible Rape	0	0
Forcible Sodomy	1	0
Sexual Assault W/Object	0	0
Forcible Fondling	0	0
Sex Offenses, Non Forcible	0	0
Incest	0	0
Statutory Rape	0	0
Human Trafficking Offenses	0	0
Commercial Sex Acts	0	0
Involuntary Servitude	0	0

Reporting Agency: Shelby County Sheriff's Office
 Memphis Police Department



University of Tennessee at Knoxville - 2015

GROUP A OFFENSES	Total # of Incidents	Total # of Clearances
Arson	0	0
Assault	36	21
Aggravated Assault	8	4
Simple Assault	23	13
Intimidation	3	2
Stalking	2	2
Bribery	0	0
Burglary	42	10
Counterfeiting/Forgery	1	0
Destruction/Damage/Vandalism	46	7
Drug/Narcotic Offenses	1	1
Drug/Narcotic Violations	1	1
Drug/Narcotic Equipment Violations	0	0
Embezzlement	0	0
Extortion/Blackmail	0	0
Fraud Offenses	8	1
Fraud - False Pretenses	0	0
Fraud - Credit Card/ATM	8	1
Fraud - Impersonation	0	0
Fraud - Welfare	0	0
Fraud - Wire	0	0
Gambling Offenses	0	0
Gambling - Betting/Wagering	0	0
Gambling - Operating/Promoting	0	0
Gambling - Equipment Violations	0	0
Gambling - Sports Tampering	0	0
Homicide Offenses	0	0
Murder	0	0
Negligent Manslaughter	0	0
Motor Vehicle Theft	9	1
Pornography/Obscene Material	0	0
Robbery	12	2
Stolen Property Offenses	0	0
Weapon Law Violations	0	0
Kidnapping/Abduction	1	1

GROUP A OFFENSES	Total # of Incidents	Total # of Clearances
Larceny/Theft Offenses	136	9
Theft - Pocket-picking	3	0
Theft - Purse Snatching	0	0
Theft - Shoplifting	0	0
Theft From Building	18	3
Theft From Coin Machine	0	0
Theft From Motor Vehicle	72	3
Theft of Motor Vehicle Parts	9	0
Theft - All Other Larceny	34	3
Prostitution Offenses	0	0
Prostitution	0	0
Prostitution Assisting/Promoting	0	0
Purchasing Prostitution	0	0
Sex Offenses, Forcible	7	4
Forcible Rape	6	3
Forcible Sodomy	0	0
Sexual Assault W/Object	1	1
Forcible Fondling	0	0
Sex Offenses, Non Forcible	0	0
Incest	0	0
Statutory Rape	0	0
Human Trafficking Offenses	0	0
Commercial Sex Acts	0	0
Involuntary Servitude	0	0

Reporting Agency: Knoxville Police Department



University of Memphis - 2015

GROUP A OFFENSES	Total # of Incidents	Total # of Clearances
Arson	1	0
Assault	48	15
Aggravated Assault	6	2
Simple Assault	24	11
Intimidation	16	1
Stalking	2	1
Bribery	0	0
Burglary	44	3
Counterfeiting/Forgery	0	0
Destruction/Damage/Vandalism	45	7
Drug/Narcotic Offenses	0	0
Drug/Narcotic Violations	0	0
Drug/Narcotic Equipment Violations	0	0
Embezzlement	0	0
Extortion/Blackmail	0	0
Fraud Offenses	16	0
Fraud - False Pretenses	5	0
Fraud - Credit Card/ATM	8	0
Fraud - Impersonation	2	0
Fraud - Welfare	0	0
Fraud - Wire	1	0
Gambling Offenses	0	0
Gambling - Betting/Wagering	0	0
Gambling - Operating/Promoting	0	0
Gambling - Equipment Violations	0	0
Gambling - Sports Tampering	0	0
Homicide Offenses	0	0
Murder	0	0
Negligent Manslaughter	0	0
Motor Vehicle Theft	7	2
Pornography/Obscene Material	0	0
Robbery	21	4
Stolen Property Offenses	0	0
Weapon Law Violations	1	1
Kidnapping/Abduction	1	1

GROUP A OFFENSES	Total # of Incidents	Total # of Clearances
Larceny/Theft Offenses	105	3
Theft - Pocket-picking	0	0
Theft - Purse Snatching	0	0
Theft - Shoplifting	0	0
Theft From Building	18	0
Theft From Coin Machine	0	0
Theft From Motor Vehicle	61	3
Theft of Motor Vehicle Parts	13	0
Theft - All Other Larceny	13	0
Prostitution Offenses	0	0
Prostitution	0	0
Prostitution Assisting/Promoting	0	0
Purchasing Prostitution	0	0
Sex Offenses, Forcible	3	0
Forcible Rape	0	0
Forcible Sodomy	1	0
Sexual Assault W/Object	0	0
Forcible Fondling	2	0
Sex Offenses, Non Forcible	0	0
Incest	0	0
Statutory Rape	0	0
Human Trafficking Offenses	0	0
Commercial Sex Acts	0	0
Involuntary Servitude	0	0

Reporting Agency: Shelby County Sheriff's Office
 Collierville Police Department
 Memphis Police Department
 Millington Police Department



Victory University - 2015

GROUP A OFFENSES	Total # of Incidents	Total # of Clearances
Arson	0	0
Assault	1	0
Aggravated Assault	0	0
Simple Assault	0	0
Intimidation	1	0
Stalking	0	0
Bribery	0	0
Burglary	0	0
Counterfeiting/Forgery	0	0
Destruction/Damage/Vandalism	0	0
Drug/Narcotic Offenses	0	0
Drug/Narcotic Violations	0	0
Drug/Narcotic Equipment Violations	0	0
Embezzlement	0	0
Extortion/Blackmail	0	0
Fraud Offenses	0	0
Fraud - False Pretenses	0	0
Fraud - Credit Card/ATM	0	0
Fraud - Impersonation	0	0
Fraud - Welfare	0	0
Fraud - Wire	0	0
Gambling Offenses	0	0
Gambling - Betting/Wagering	0	0
Gambling - Operating/Promoting	0	0
Gambling - Equipment Violations	0	0
Gambling - Sports Tampering	0	0
Homicide Offenses	0	0
Murder	0	0
Negligent Manslaughter	0	0
Motor Vehicle Theft	0	0
Pornography/Obscene Material	0	0
Robbery	1	0
Stolen Property Offenses	0	0
Weapon Law Violations	0	0
Kidnapping/Abduction	0	0

GROUP A OFFENSES	Total # of Incidents	Total # of Clearances
Larceny/Theft Offenses	0	0
Theft - Pocket-picking	0	0
Theft - Purse Snatching	0	0
Theft - Shoplifting	0	0
Theft From Building	0	0
Theft From Coin Machine	0	0
Theft From Motor Vehicle	0	0
Theft of Motor Vehicle Parts	0	0
Theft - All Other Larceny	0	0
Prostitution Offenses	0	0
Prostitution	0	0
Prostitution Assisting/Promoting	0	0
Purchasing Prostitution	0	0
Sex Offenses, Forcible	0	0
Forcible Rape	0	0
Forcible Sodomy	0	0
Sexual Assault W/Object	0	0
Forcible Fondling	0	0
Sex Offenses, Non Forcible	0	0
Incest	0	0
Statutory Rape	0	0
Human Trafficking Offenses	0	0
Commercial Sex Acts	0	0
Involuntary Servitude	0	0

Reporting Agency: Memphis Police Department



Volunteer State Community College - 2015

GROUP A OFFENSES	Total # of Incidents	Total # of Clearances
Arson	0	0
Assault	0	0
Aggravated Assault	0	0
Simple Assault	0	0
Intimidation	0	0
Stalking	0	0
Bribery	0	0
Burglary	0	0
Counterfeiting/Forgery	0	0
Destruction/Damage/Vandalism	1	0
Drug/Narcotic Offenses	0	0
Drug/Narcotic Violations	0	0
Drug/Narcotic Equipment Violations	0	0
Embezzlement	0	0
Extortion/Blackmail	0	0
Fraud Offenses	0	0
Fraud - False Pretenses	0	0
Fraud - Credit Card/ATM	0	0
Fraud - Impersonation	0	0
Fraud - Welfare	0	0
Fraud - Wire	0	0
Gambling Offenses	0	0
Gambling - Betting/Wagering	0	0
Gambling - Operating/Promoting	0	0
Gambling - Equipment Violations	0	0
Gambling - Sports Tampering	0	0
Homicide Offenses	0	0
Murder	0	0
Negligent Manslaughter	0	0
Motor Vehicle Theft	0	0
Pornography/Obscene Material	0	0
Robbery	0	0
Stolen Property Offenses	0	0
Weapon Law Violations	0	0
Kidnapping/Abduction	0	0

GROUP A OFFENSES	Total # of Incidents	Total # of Clearances
Larceny/Theft Offenses	1	0
Theft - Pocket-picking	0	0
Theft - Purse Snatching	0	0
Theft - Shoplifting	0	0
Theft From Building	0	0
Theft From Coin Machine	0	0
Theft From Motor Vehicle	0	0
Theft of Motor Vehicle Parts	0	0
Theft - All Other Larceny	1	0
Prostitution Offenses	0	0
Prostitution	0	0
Prostitution Assisting/Promoting	0	0
Purchasing Prostitution	0	0
Sex Offenses, Forcible	0	0
Forcible Rape	0	0
Forcible Sodomy	0	0
Sexual Assault W/Object	0	0
Forcible Fondling	0	0
Sex Offenses, Non Forcible	0	0
Incest	0	0
Statutory Rape	0	0
Human Trafficking Offenses	0	0
Commercial Sex Acts	0	0
Involuntary Servitude	0	0

Reporting Agency: Sumner County Sheriff's Office



Walters State Community College - 2015

GROUP A OFFENSES	Total # of Incidents	Total # of Clearances
Arson	0	0
Assault	0	0
Aggravated Assault	0	0
Simple Assault	0	0
Intimidation	0	0
Stalking	0	0
Bribery	0	0
Burglary	0	0
Counterfeiting/Forgery	0	0
Destruction/Damage/Vandalism	0	0
Drug/Narcotic Offenses	0	0
Drug/Narcotic Violations	0	0
Drug/Narcotic Equipment Violations	0	0
Embezzlement	0	0
Extortion/Blackmail	0	0
Fraud Offenses	0	0
Fraud - False Pretenses	0	0
Fraud - Credit Card/ATM	0	0
Fraud - Impersonation	0	0
Fraud - Welfare	0	0
Fraud - Wire	0	0
Gambling Offenses	0	0
Gambling - Betting/Wagering	0	0
Gambling - Operating/Promoting	0	0
Gambling - Equipment Violations	0	0
Gambling - Sports Tampering	0	0
Homicide Offenses	0	0
Murder	0	0
Negligent Manslaughter	0	0
Motor Vehicle Theft	0	0
Pornography/Obscene Material	0	0
Robbery	0	0
Stolen Property Offenses	0	0
Weapon Law Violations	0	0
Kidnapping/Abduction	1	1

GROUP A OFFENSES	Total # of Incidents	Total # of Clearances
Larceny/Theft Offenses	1	0
Theft - Pocket-picking	0	0
Theft - Purse Snatching	0	0
Theft - Shoplifting	0	0
Theft From Building	0	0
Theft From Coin Machine	0	0
Theft From Motor Vehicle	1	0
Theft of Motor Vehicle Parts	0	0
Theft - All Other Larceny	0	0
Prostitution Offenses	0	0
Prostitution	0	0
Prostitution Assisting/Promoting	0	0
Purchasing Prostitution	0	0
Sex Offenses, Forcible	0	0
Forcible Rape	0	0
Forcible Sodomy	0	0
Sexual Assault W/Object	0	0
Forcible Fondling	0	0
Sex Offenses, Non Forcible	0	0
Incest	0	0
Statutory Rape	0	0
Human Trafficking Offenses	0	0
Commercial Sex Acts	0	0
Involuntary Servitude	0	0

Reporting Agency: Greeneville Police Department



Walters State Community College - 2015

GROUP A OFFENSES	Total # of Incidents	Total # of Clearances
Arson	0	0
Assault	1	1
Aggravated Assault	0	0
Simple Assault	0	0
Intimidation	1	1
Stalking	0	0
Bribery	0	0
Burglary	0	0
Counterfeiting/Forgery	0	0
Destruction/Damage/Vandalism	0	0
Drug/Narcotic Offenses	0	0
Drug/Narcotic Violations	0	0
Drug/Narcotic Equipment Violations	0	0
Embezzlement	0	0
Extortion/Blackmail	0	0
Fraud Offenses	0	0
Fraud - False Pretenses	0	0
Fraud - Credit Card/ATM	0	0
Fraud - Impersonation	0	0
Fraud - Welfare	0	0
Fraud - Wire	0	0
Gambling Offenses	0	0
Gambling - Betting/Wagering	0	0
Gambling - Operating/Promoting	0	0
Gambling - Equipment Violations	0	0
Gambling - Sports Tampering	0	0
Homicide Offenses	0	0
Murder	0	0
Negligent Manslaughter	0	0
Motor Vehicle Theft	0	0
Pornography/Obscene Material	0	0
Robbery	0	0
Stolen Property Offenses	0	0
Weapon Law Violations	0	0
Kidnapping/Abduction	0	0

GROUP A OFFENSES	Total # of Incidents	Total # of Clearances
Larceny/Theft Offenses	0	0
Theft - Pocket-picking	0	0
Theft - Purse Snatching	0	0
Theft - Shoplifting	0	0
Theft From Building	0	0
Theft From Coin Machine	0	0
Theft From Motor Vehicle	0	0
Theft of Motor Vehicle Parts	0	0
Theft - All Other Larceny	0	0
Prostitution Offenses	0	0
Prostitution	0	0
Prostitution Assisting/Promoting	0	0
Purchasing Prostitution	0	0
Sex Offenses, Forcible	0	0
Forcible Rape	0	0
Forcible Sodomy	0	0
Sexual Assault W/Object	0	0
Forcible Fondling	0	0
Sex Offenses, Non Forcible	0	0
Incest	0	0
Statutory Rape	0	0
Human Trafficking Offenses	0	0
Commercial Sex Acts	0	0
Involuntary Servitude	0	0

Reporting Agency: Baneberry Police Department





CRIME ON CAMPUS 2015

INDEPENDENT
REPORTING
COLLEGES

Institutions Eligible to Report Crime Statistics via Short Form

All Saints Bible College
American Baptist College
Anthem Career College- Memphis
Anthem Career College- Nashville
Argosy- Nashville
Art Institute of Tennessee- Nashville
Belhaven University
Chattanooga College Medical, Dental and Technical Careers
ConCorde College
Embry- Riddle Aeronautical University- Memphis
Fortis Institute- Cookeville
Fortis Institute- Nashville
Fountainhead College of Technology
Franklin Academy
ITT Technical Institute- Chattanooga
ITT Technical Institute- Cordova
ITT Technical Institute- Johnson City
ITT Technical Institute- Knoxville
ITT Technical Institute- Nashville
Knoxville College
L'École Culinaire – Memphis
Lincoln College of Technology
MedVance Institute- Cookeville
Memphis Theological Seminary
Mid- American Baptist Theological Seminary
Middle Tennessee School of Anesthesia
Miller-Motte Technical College- Chattanooga
Miller-Motte Technical College- Clarksville
Miller-Motte Technical College- Goodlettsville
Nashville College of Medical Careers
National College of Business & Technology- Bartlett
National College of Business & Technology- Bristol
National College of Business & Technology- Knoxville
National College of Business & Technology- Madison
National College of Business & Technology- Memphis
National College of Business & Technology- Nashville
North Central Institute
Nossi College of Art
O'More College of Design
Remington College- Memphis Campus
Remington College- Nashville Campus
Richmont Graduate University
South College
Strayer University- Knoxville Campus
Strayer University- Memphis- Shelby Oaks Campus
Strayer University- Memphis- Thousand Oaks Campus
Strayer University- Nashville Campus
University of Phoenix- Chattanooga
University of Phoenix- Clarksville
University of Phoenix- Franklin
University of Phoenix- Knoxville
University of Phoenix- Memphis
University of Phoenix- Murfreesboro
University of Phoenix- Nashville
Vatterott Career College- Memphis Appling Farms
Vatterott Career College- Memphis Dividend
Visible School- Music and Worships Arts College
West Tennessee Business School

All Saints Bible College 2015

Offense	Year	On Campus Property	*Residential Facilities	Non Campus Property	Public Property	Optional Total
Murder / Non-Negligent Manslaughter	2015	0	0	0	0	0
Negligent Manslaughter	2015	0	0	0	0	0
Sex Offenses, Forcible	2015	0	0	0	0	0
Sex Offenses, Non-Forcible	2015	0	0	0	0	0
Robbery	2015	0	0	0	0	0
Aggravated Assault	2015	0	0	0	0	0
Burglary	2015	0	0	0	0	0
Motor Vehicle Theft	2015	0	0	0	0	0
Arson	2015	0	0	0	0	0
Liquor Law Arrests	2015	0	0	0	0	0
Liquor Law Violations Referred For Disciplinary Action	2015	0	0	0	0	0
Drug Law Arrests	2015	0	0	0	0	0
Drug Law Violations Referred For Disciplinary Action	2015	0	0	0	0	0
Illegal Weapons Possession Arrests	2015	0	0	0	0	0
Illegal Weapons Possession Violations Referred For Disciplinary Action	2015	0	0	0	0	0
* Crime In The Residential Facilities Column Are Included In The On-Campus Category.						



Argosy University - Nashville 2015

Offense	Year	On Campus Property	*Residential Facilities	Non Campus Property	Public Property	Optional Total
Murder / Non-Negligent Manslaughter	2015	0	0	0	0	0
Negligent Manslaughter	2015	0	0	0	0	0
Sex Offenses, Forcible	2015	0	0	0	0	0
Sex Offenses, Non-Forcible	2015	0	0	0	0	0
Robbery	2015	0	0	0	0	0
Aggravated Assault	2015	0	0	0	0	0
Burglary	2015	2	0	2	2	6
Motor Vehicle Theft	2015	0	0	0	0	0
Arson	2015	0	0	0	0	0
Liquor Law Arrests	2015	0	0	0	0	0
Liquor Law Violations Referred For Disciplinary Action	2015	0	0	0	0	0
Drug Law Arrests	2015	0	0	1	0	1
Drug Law Violations Referred For Disciplinary Action	2015	0	0	0	0	0
Illegal Weapons Possession Arrests	2015	0	0	0	0	0
Illegal Weapons Possession Violations Referred For Disciplinary Action	2015	0	0	0	0	0

* Crime In The Residential Facilities Column Are Included In The On-Campus Category.



ConCorde College 2015

Offense	Year	On Campus Property	*Residential Facilities	Non Campus Property	Public Property	Optional Total
Murder / Non-Negligent Manslaughter	2015	0	0	0	0	0
Negligent Manslaughter	2015	0	0	0	0	0
Sex Offenses, Forcible	2015	0	0	0	0	0
Sex Offenses, Non-Forcible	2015	0	0	0	0	0
Robbery	2015	0	0	1	0	1
Aggravated Assault	2015	0	0	0	1	1
Burglary	2015	0	0	0	3	3
Motor Vehicle Theft	2015	0	0	0	4	4
Arson	2015	0	0	0	0	0
Liquor Law Arrests	2015	0	0	0	0	0
Liquor Law Violations Referred For Disciplinary Action	2015	0	0	0	0	0
Drug Law Arrests	2015	0	0	0	1	1
Drug Law Violations Referred For Disciplinary Action	2015	0	0	0	0	0
Illegal Weapons Possession Arrests	2015	0	0	0	0	0
Illegal Weapons Possession Violations Referred For Disciplinary Action	2015	0	0	0	0	0

* Crime In The Residential Facilities Column Are Included In The On-Campus Category.



Embry – Riddle Aeronautical University - Memphis 2015

Offense	Year	On Campus Property	*Residential Facilities	Non Campus Property	Public Property	Optional Total
Murder / Non-Negligent Manslaughter	2015	0	0	0	0	0
Negligent Manslaughter	2015	0	0	0	0	0
Sex Offenses, Forcible	2015	0	0	0	0	0
Sex Offenses, Non-Forcible	2015	0	0	0	0	0
Robbery	2015	0	0	0	0	0
Aggravated Assault	2015	0	0	0	0	0
Burglary	2015	0	0	0	0	0
Motor Vehicle Theft	2015	0	0	0	0	0
Arson	2015	0	0	0	0	0
Liquor Law Arrests	2015	0	0	0	0	0
Liquor Law Violations Referred For Disciplinary Action	2015	0	0	0	0	0
Drug Law Arrests	2015	0	0	0	0	0
Drug Law Violations Referred For Disciplinary Action	2015	0	0	0	0	0
Illegal Weapons Possession Arrests	2015	0	0	0	0	0
Illegal Weapons Possession Violations Referred For Disciplinary Action	2015	0	0	0	0	0
* Crime In The Residential Facilities Column Are Included In The On-Campus Category.						



Fortis Institute 2015

Offense	Year	On Campus Property	*Residential Facilities	Non Campus Property	Public Property	Optional Total
Murder / Non-Negligent Manslaughter	2015	0	0	0	0	0
Negligent Manslaughter	2015	0	0	0	0	0
Sex Offenses, Forcible	2015	0	0	0	0	0
Sex Offenses, Non-Forcible	2015	0	0	0	0	0
Robbery	2015	0	0	0	0	0
Aggravated Assault	2015	0	0	0	0	0
Burglary	2015	1	0	0	0	1
Motor Vehicle Theft	2015	0	0	0	0	0
Arson	2015	0	0	0	0	0
Liquor Law Arrests	2015	0	0	0	0	0
Liquor Law Violations Referred For Disciplinary Action	2015	0	0	0	0	0
Drug Law Arrests	2015	0	0	0	0	0
Drug Law Violations Referred For Disciplinary Action	2015	0	0	0	0	0
Illegal Weapons Possession Arrests	2015	0	0	0	0	0
Illegal Weapons Possession Violations Referred For Disciplinary Action	2015	0	0	0	0	0
* Crime In The Residential Facilities Column Are Included In The On-Campus Category.						



Franklin Academy 2015

Offense	Year	On Campus Property	*Residential Facilities	Non Campus Property	Public Property	Optional Total
Murder / Non-Negligent Manslaughter	2015	0	0	0	0	0
Negligent Manslaughter	2015	0	0	0	0	0
Sex Offenses, Forcible	2015	0	0	0	0	0
Sex Offenses, Non-Forcible	2015	0	0	0	0	0
Robbery	2015	0	0	0	0	0
Aggravated Assault	2015	0	0	0	0	0
Burglary	2015	0	0	0	0	0
Motor Vehicle Theft	2015	0	0	0	0	0
Arson	2015	0	0	0	0	0
Liquor Law Arrests	2015	0	0	0	0	0
Liquor Law Violations Referred For Disciplinary Action	2015	0	0	0	0	0
Drug Law Arrests	2015	0	0	0	0	0
Drug Law Violations Referred For Disciplinary Action	2015	0	0	0	0	0
Illegal Weapons Possession Arrests	2015	0	0	0	0	0
Illegal Weapons Possession Violations Referred For Disciplinary Action	2015	0	0	0	0	0
* Crime In The Residential Facilities Column Are Included In The On-Campus Category.						



ITT - Chattanooga 2015

Offense	Year	On Campus Property	*Residential Facilities	Non Campus Property	Public Property	Optional Total
Murder / Non-Negligent Manslaughter	2015	0	0	0	0	0
Negligent Manslaughter	2015	0	0	0	0	0
Sex Offenses, Forcible	2015	0	0	0	0	0
Sex Offenses, Non-Forcible	2015	0	0	0	0	0
Robbery	2015	0	0	0	0	0
Aggravated Assault	2015	0	0	0	0	0
Burglary	2015	0	0	0	0	0
Motor Vehicle Theft	2015	0	0	0	0	0
Arson	2015	0	0	0	0	0
Liquor Law Arrests	2015	0	0	0	0	0
Liquor Law Violations Referred For Disciplinary Action	2015	0	0	0	0	0
Drug Law Arrests	2015	0	0	0	0	0
Drug Law Violations Referred For Disciplinary Action	2015	0	0	0	0	0
Illegal Weapons Possession Arrests	2015	0	0	0	0	0
Illegal Weapons Possession Violations Referred For Disciplinary Action	2015	0	0	0	0	0
* Crime In The Residential Facilities Column Are Included In The On-Campus Category.						



ITT - Cordova 2015

Offense	Year	On Campus Property	*Residential Facilities	Non Campus Property	Public Property	Optional Total
Murder / Non-Negligent Manslaughter	2015	0	0	0	0	0
Negligent Manslaughter	2015	0	0	0	0	0
Sex Offenses, Forcible	2015	0	0	0	0	0
Sex Offenses, Non-Forcible	2015	0	0	0	0	0
Robbery	2015	0	0	0	0	0
Aggravated Assault	2015	0	0	0	0	0
Burglary	2015	0	0	0	0	0
Motor Vehicle Theft	2015	0	0	0	0	0
Arson	2015	0	0	0	0	0
Liquor Law Arrests	2015	0	0	0	0	0
Liquor Law Violations Referred For Disciplinary Action	2015	0	0	0	0	0
Drug Law Arrests	2015	0	0	0	0	0
Drug Law Violations Referred For Disciplinary Action	2015	0	0	0	0	0
Illegal Weapons Possession Arrests	2015	0	0	0	0	0
Illegal Weapons Possession Violations Referred For Disciplinary Action	2015	0	0	0	0	0
* Crime In The Residential Facilities Column Are Included In The On-Campus Category.						



ITT – Johnson City 2015

Offense	Year	On Campus Property	*Residential Facilities	Non Campus Property	Public Property	Optional Total
Murder / Non-Negligent Manslaughter	2015	0	0	0	0	0
Negligent Manslaughter	2015	0	0	0	0	0
Sex Offenses, Forcible	2015	0	0	0	0	0
Sex Offenses, Non-Forcible	2015	0	0	0	0	0
Robbery	2015	0	0	0	0	0
Aggravated Assault	2015	0	0	0	0	0
Burglary	2015	0	0	0	0	0
Motor Vehicle Theft	2015	0	0	0	0	0
Arson	2015	0	0	0	0	0
Liquor Law Arrests	2015	0	0	0	0	0
Liquor Law Violations Referred For Disciplinary Action	2015	1	0	0	0	1
Drug Law Arrests	2015	0	0	0	0	0
Drug Law Violations Referred For Disciplinary Action	2015	0	0	0	0	0
Illegal Weapons Possession Arrests	2015	0	0	0	0	0
Illegal Weapons Possession Violations Referred For Disciplinary Action	2015	0	0	0	0	0

* Crime In The Residential Facilities Column Are Included In The On-Campus Category.



ITT – Knoxville 2015

Offense	Year	On Campus Property	*Residential Facilities	Non Campus Property	Public Property	Optional Total
Murder / Non-Negligent Manslaughter	2015	0	0	0	0	0
Negligent Manslaughter	2015	0	0	0	0	0
Sex Offenses, Forcible	2015	0	0	0	0	0
Sex Offenses, Non-Forcible	2015	0	0	0	0	0
Robbery	2015	0	0	0	0	0
Aggravated Assault	2015	0	0	0	0	0
Burglary	2015	0	0	0	0	0
Motor Vehicle Theft	2015	0	0	0	0	0
Arson	2015	0	0	0	0	0
Liquor Law Arrests	2015	0	0	0	0	0
Liquor Law Violations Referred For Disciplinary Action	2015	0	0	0	0	0
Drug Law Arrests	2015	0	0	0	0	0
Drug Law Violations Referred For Disciplinary Action	2015	0	0	0	0	0
Illegal Weapons Possession Arrests	2015	0	0	0	0	0
Illegal Weapons Possession Violations Referred For Disciplinary Action	2015	0	0	0	0	0
* Crime In The Residential Facilities Column Are Included In The On-Campus Category.						



ITT – Nashville 2015

Offense	Year	On Campus Property	*Residential Facilities	Non Campus Property	Public Property	Optional Total
Murder / Non-Negligent Manslaughter	2015	0	0	0	0	0
Negligent Manslaughter	2015	0	0	0	0	0
Sex Offenses, Forcible	2015	0	0	0	0	0
Sex Offenses, Non-Forcible	2015	0	0	0	0	0
Robbery	2015	0	0	0	0	0
Aggravated Assault	2015	0	0	0	0	0
Burglary	2015	0	0	0	0	0
Motor Vehicle Theft	2015	0	0	0	0	0
Arson	2015	0	0	0	0	0
Liquor Law Arrests	2015	0	0	0	0	0
Liquor Law Violations Referred For Disciplinary Action	2015	0	0	0	0	0
Drug Law Arrests	2015	0	0	0	0	0
Drug Law Violations Referred For Disciplinary Action	2015	0	0	0	0	0
Illegal Weapons Possession Arrests	2015	0	0	0	0	0
Illegal Weapons Possession Violations Referred For Disciplinary Action	2015	0	0	0	0	0
* Crime In The Residential Facilities Column Are Included In The On-Campus Category.						



L'École Culinaire - Memphis 2015

Offense	Year	On Campus Property	*Residential Facilities	Non Campus Property	Public Property	Optional Total
Murder / Non-Negligent Manslaughter	2015	0	0	0	0	0
Negligent Manslaughter	2015	0	0	0	0	0
Sex Offenses, Forcible	2015	0	0	0	0	0
Sex Offenses, Non-Forcible	2015	0	0	0	0	0
Robbery	2015	0	0	0	0	0
Aggravated Assault	2015	0	0	0	0	0
Burglary	2015	0	0	0	0	0
Motor Vehicle Theft	2015	0	0	0	0	0
Arson	2015	0	0	0	0	0
Liquor Law Arrests	2015	0	0	0	0	0
Liquor Law Violations Referred For Disciplinary Action	2015	0	0	0	0	0
Drug Law Arrests	2015	0	0	0	0	0
Drug Law Violations Referred For Disciplinary Action	2015	0	0	0	0	0
Illegal Weapons Possession Arrests	2015	0	0	0	0	0
Illegal Weapons Possession Violations Referred For Disciplinary Action	2015	0	0	0	0	0

* Crime In The Residential Facilities Column Are Included In The On-Campus Category.



Lincoln College of Technology 2015

Offense	Year	On Campus Property	*Residential Facilities	Non Campus Property	Public Property	Optional Total
Murder / Non-Negligent Manslaughter	2015	0	0	0	0	0
Negligent Manslaughter	2015	0	0	0	0	0
Sex Offenses, Forcible	2015	0	0	0	0	0
Sex Offenses, Non-Forcible	2015	0	0	0	0	0
Robbery	2015	0	0	0	0	0
Aggravated Assault	2015	1	0	0	0	1
Burglary	2015	0	0	0	0	0
Motor Vehicle Theft	2015	0	0	0	0	0
Arson	2015	0	0	0	0	0
Liquor Law Arrests	2015	0	0	0	0	0
Liquor Law Violations Referred For Disciplinary Action	2015	22	22	0	0	22
Drug Law Arrests	2015	6	6	0	0	6
Drug Law Violations Referred For Disciplinary Action	2015	18	18	0	0	18
Illegal Weapons Possession Arrests	2015	1	0	0	0	1
Illegal Weapons Possession Violations Referred For Disciplinary Action	2015	1	0	0	0	1

* Crime In The Residential Facilities Column Are Included In The On-Campus Category.



Memphis Theological Seminary 2015

Offense	Year	On Campus Property	*Residential Facilities	Non Campus Property	Public Property	Optional Total
Murder / Non-Negligent Manslaughter	2015	0	0	0	0	0
Negligent Manslaughter	2015	0	0	0	0	0
Sex Offenses, Forcible	2015	0	0	0	0	0
Sex Offenses, Non-Forcible	2015	0	0	0	0	0
Robbery	2015	0	0	0	0	0
Aggravated Assault	2015	0	0	0	1	1
Burglary	2015	0	0	1	0	1
Motor Vehicle Theft	2015	0	0	0	0	0
Arson	2015	0	0	0	0	0
Liquor Law Arrests	2015	0	0	0	0	0
Liquor Law Violations Referred For Disciplinary Action	2015	0	0	0	0	0
Drug Law Arrests	2015	0	0	0	0	0
Drug Law Violations Referred For Disciplinary Action	2015	0	0	0	0	0
Illegal Weapons Possession Arrests	2015	0	0	0	0	0
Illegal Weapons Possession Violations Referred For Disciplinary Action	2015	0	0	0	0	0

* Crime In The Residential Facilities Column Are Included In The On-Campus Category.



Mid – American Baptist Theological Seminary 2015

Offense	Year	On Campus Property	*Residential Facilities	Non Campus Property	Public Property	Optional Total
Murder / Non-Negligent Manslaughter	2015	0	0	0	0	0
Negligent Manslaughter	2015	0	0	0	0	0
Sex Offenses, Forcible	2015	0	0	0	0	0
Sex Offenses, Non-Forcible	2015	0	0	0	0	0
Robbery	2015	0	0	0	0	0
Aggravated Assault	2015	0	0	0	0	0
Burglary	2015	0	0	0	0	0
Motor Vehicle Theft	2015	0	0	0	0	0
Arson	2015	0	0	0	0	0
Liquor Law Arrests	2015	0	0	0	0	0
Liquor Law Violations Referred For Disciplinary Action	2015	0	0	0	0	0
Drug Law Arrests	2015	0	0	0	0	0
Drug Law Violations Referred For Disciplinary Action	2015	0	0	0	0	0
Illegal Weapons Possession Arrests	2015	0	0	0	0	0
Illegal Weapons Possession Violations Referred For Disciplinary Action	2015	0	0	0	0	0

* Crime In The Residential Facilities Column Are Included In The On-Campus Category.



Middle Tennessee School of Anesthesia 2015

Offense	Year	On Campus Property	*Residential Facilities	Non Campus Property	Public Property	Optional Total
Murder / Non-Negligent Manslaughter	2015	0	0	0	0	0
Negligent Manslaughter	2015	0	0	0	0	0
Sex Offenses, Forcible	2015	0	0	0	0	0
Sex Offenses, Non-Forcible	2015	0	0	0	0	0
Robbery	2015	0	0	0	0	0
Aggravated Assault	2015	0	0	0	0	0
Burglary	2015	0	0	0	0	0
Motor Vehicle Theft	2015	0	0	0	0	0
Arson	2015	0	0	0	0	0
Liquor Law Arrests	2015	0	0	0	0	0
Liquor Law Violations Referred For Disciplinary Action	2015	0	0	0	0	0
Drug Law Arrests	2015	0	0	0	0	0
Drug Law Violations Referred For Disciplinary Action	2015	0	0	0	0	0
Illegal Weapons Possession Arrests	2015	0	0	0	0	0
Illegal Weapons Possession Violations Referred For Disciplinary Action	2015	0	0	0	0	0

* Crime In The Residential Facilities Column Are Included In The On-Campus Category.



Miller Motte Technical College - Clarksville 2015

Offense	Year	On Campus Property	*Residential Facilities	Non Campus Property	Public Property	Optional Total
Murder / Non-Negligent Manslaughter	2015	0	0	0	0	0
Negligent Manslaughter	2015	0	0	0	0	0
Sex Offenses, Forcible	2015	0	0	0	0	0
Sex Offenses, Non-Forcible	2015	0	0	0	0	0
Robbery	2015	0	0	0	0	0
Aggravated Assault	2015	0	0	0	0	0
Burglary	2015	0	0	0	0	0
Motor Vehicle Theft	2015	0	0	0	0	0
Arson	2015	0	0	0	0	0
Liquor Law Arrests	2015	0	0	0	0	0
Liquor Law Violations Referred For Disciplinary Action	2015	0	0	0	0	0
Drug Law Arrests	2015	0	0	0	0	0
Drug Law Violations Referred For Disciplinary Action	2015	0	0	0	0	0
Illegal Weapons Possession Arrests	2015	0	0	0	0	0
Illegal Weapons Possession Violations Referred For Disciplinary Action	2015	0	0	0	0	0

* Crime In The Residential Facilities Column Are Included In The On-Campus Category.



Miller Motte Technical College – Goodlettsville 2015

Offense	Year	On Campus Property	*Residential Facilities	Non Campus Property	Public Property	Optional Total
Murder / Non-Negligent Manslaughter	2015	0	0	0	0	0
Negligent Manslaughter	2015	0	0	0	0	0
Sex Offenses, Forcible	2015	0	0	0	0	0
Sex Offenses, Non-Forcible	2015	0	0	0	0	0
Robbery	2015	0	0	0	0	0
Aggravated Assault	2015	0	0	0	0	0
Burglary	2015	0	0	0	0	0
Motor Vehicle Theft	2015	0	0	0	0	0
Arson	2015	0	0	0	0	0
Liquor Law Arrests	2015	0	0	0	0	0
Liquor Law Violations Referred For Disciplinary Action	2015	0	0	0	0	0
Drug Law Arrests	2015	0	0	0	0	0
Drug Law Violations Referred For Disciplinary Action	2015	0	0	0	0	0
Illegal Weapons Possession Arrests	2015	0	0	0	0	0
Illegal Weapons Possession Violations Referred For Disciplinary Action	2015	0	0	0	0	0
* Crime In The Residential Facilities Column Are Included In The On-Campus Category.						



Nashville College of Medical Careers 2015

Offense	Year	On Campus Property	*Residential Facilities	Non Campus Property	Public Property	Optional Total
Murder / Non-Negligent Manslaughter	2015	0	0	0	0	0
Negligent Manslaughter	2015	0	0	0	0	0
Sex Offenses, Forcible	2015	0	0	0	0	0
Sex Offenses, Non-Forcible	2015	0	0	0	0	0
Robbery	2015	0	0	0	0	0
Aggravated Assault	2015	0	0	0	0	0
Burglary	2015	0	0	0	0	0
Motor Vehicle Theft	2015	0	0	0	0	0
Arson	2015	0	0	0	0	0
Liquor Law Arrests	2015	0	0	0	0	0
Liquor Law Violations Referred For Disciplinary Action	2015	0	0	0	0	0
Drug Law Arrests	2015	0	0	0	0	0
Drug Law Violations Referred For Disciplinary Action	2015	0	0	0	0	0
Illegal Weapons Possession Arrests	2015	0	0	0	0	0
Illegal Weapons Possession Violations Referred For Disciplinary Action	2015	0	0	0	0	0

* Crime In The Residential Facilities Column Are Included In The On-Campus Category.



National College - Bartlett 2015

Offense	Year	On Campus Property	*Residential Facilities	Non Campus Property	Public Property	Optional Total
Murder / Non-Negligent Manslaughter	2015	0	0	0	0	0
Negligent Manslaughter	2015	0	0	0	0	0
Sex Offenses, Forcible	2015	0	0	0	0	0
Sex Offenses, Non-Forcible	2015	0	0	0	0	0
Robbery	2015	0	0	0	0	0
Aggravated Assault	2015	0	0	0	0	0
Burglary	2015	0	0	0	0	0
Motor Vehicle Theft	2015	0	0	0	0	0
Arson	2015	0	0	0	0	0
Liquor Law Arrests	2015	0	0	0	0	0
Liquor Law Violations Referred For Disciplinary Action	2015	0	0	0	0	0
Drug Law Arrests	2015	0	0	0	0	0
Drug Law Violations Referred For Disciplinary Action	2015	0	0	0	0	0
Illegal Weapons Possession Arrests	2015	0	0	0	0	0
Illegal Weapons Possession Violations Referred For Disciplinary Action	2015	0	0	0	0	0
* Crime In The Residential Facilities Column Are Included In The On-Campus Category.						



National College - Bristol 2015

Offense	Year	On Campus Property	*Residential Facilities	Non Campus Property	Public Property	Optional Total
Murder / Non-Negligent Manslaughter	2015	0	0	0	0	0
Negligent Manslaughter	2015	0	0	0	0	0
Sex Offenses, Forcible	2015	0	0	0	0	0
Sex Offenses, Non-Forcible	2015	0	0	0	0	0
Robbery	2015	0	0	0	0	0
Aggravated Assault	2015	0	0	0	0	0
Burglary	2015	1	0	0	0	1
Motor Vehicle Theft	2015	0	0	0	0	0
Arson	2015	0	0	0	0	0
Liquor Law Arrests	2015	0	0	0	0	0
Liquor Law Violations Referred For Disciplinary Action	2015	0	0	0	0	0
Drug Law Arrests	2015	0	0	0	0	0
Drug Law Violations Referred For Disciplinary Action	2015	0	0	0	0	0
Illegal Weapons Possession Arrests	2015	0	0	0	0	0
Illegal Weapons Possession Violations Referred For Disciplinary Action	2015	0	0	0	0	0

* Crime In The Residential Facilities Column Are Included In The On-Campus Category.



National College - Knoxville 2015

Offense	Year	On Campus Property	*Residential Facilities	Non Campus Property	Public Property	Optional Total
Murder / Non-Negligent Manslaughter	2015	0	0	0	0	0
Negligent Manslaughter	2015	0	0	0	0	0
Sex Offenses, Forcible	2015	0	0	0	0	0
Sex Offenses, Non-Forcible	2015	0	0	0	0	0
Robbery	2015	0	0	0	1	1
Aggravated Assault	2015	0	0	0	0	0
Burglary	2015	0	0	0	0	0
Motor Vehicle Theft	2015	0	0	0	0	0
Arson	2015	0	0	0	0	0
Liquor Law Arrests	2015	0	0	0	0	0
Liquor Law Violations Referred For Disciplinary Action	2015	0	0	0	0	0
Drug Law Arrests	2015	0	0	0	0	0
Drug Law Violations Referred For Disciplinary Action	2015	0	0	0	0	0
Illegal Weapons Possession Arrests	2015	0	0	0	0	0
Illegal Weapons Possession Violations Referred For Disciplinary Action	2015	0	0	0	0	0

* Crime In The Residential Facilities Column Are Included In The On-Campus Category.



National College - Madison 2015

Offense	Year	On Campus Property	*Residential Facilities	Non Campus Property	Public Property	Optional Total
Murder / Non-Negligent Manslaughter	2015	0	0	0	0	0
Negligent Manslaughter	2015	0	0	0	0	0
Sex Offenses, Forcible	2015	0	0	0	0	0
Sex Offenses, Non-Forcible	2015	0	0	0	0	0
Robbery	2015	0	0	0	0	0
Aggravated Assault	2015	0	0	0	0	0
Burglary	2015	0	0	0	0	0
Motor Vehicle Theft	2015	0	0	0	0	0
Arson	2015	0	0	0	0	0
Liquor Law Arrests	2015	0	0	0	0	0
Liquor Law Violations Referred For Disciplinary Action	2015	0	0	0	0	0
Drug Law Arrests	2015	0	0	0	0	0
Drug Law Violations Referred For Disciplinary Action	2015	0	0	0	0	0
Illegal Weapons Possession Arrests	2015	0	0	0	0	0
Illegal Weapons Possession Violations Referred For Disciplinary Action	2015	0	0	0	0	0
* Crime In The Residential Facilities Column Are Included In The On-Campus Category.						



National College - Memphis 2015

Offense	Year	On Campus Property	*Residential Facilities	Non Campus Property	Public Property	Optional Total
Murder / Non-Negligent Manslaughter	2015	0	0	0	0	0
Negligent Manslaughter	2015	0	0	0	0	0
Sex Offenses, Forcible	2015	0	0	0	0	0
Sex Offenses, Non-Forcible	2015	0	0	0	0	0
Robbery	2015	0	0	0	0	0
Aggravated Assault	2015	0	0	0	0	0
Burglary	2015	0	0	0	0	0
Motor Vehicle Theft	2015	0	0	0	0	0
Arson	2015	0	0	0	0	0
Liquor Law Arrests	2015	0	0	0	0	0
Liquor Law Violations Referred For Disciplinary Action	2015	0	0	0	0	0
Drug Law Arrests	2015	0	0	0	0	0
Drug Law Violations Referred For Disciplinary Action	2015	0	0	0	0	0
Illegal Weapons Possession Arrests	2015	0	0	0	0	0
Illegal Weapons Possession Violations Referred For Disciplinary Action	2015	0	0	0	0	0
* Crime In The Residential Facilities Column Are Included In The On-Campus Category.						



National College - Nashville 2015

Offense	Year	On Campus Property	*Residential Facilities	Non Campus Property	Public Property	Optional Total
Murder / Non-Negligent Manslaughter	2015	0	0	0	0	0
Negligent Manslaughter	2015	0	0	0	0	0
Sex Offenses, Forcible	2015	0	0	0	0	0
Sex Offenses, Non-Forcible	2015	0	0	0	0	0
Robbery	2015	0	0	0	0	0
Aggravated Assault	2015	0	0	0	0	0
Burglary	2015	0	0	0	0	0
Motor Vehicle Theft	2015	0	0	0	0	0
Arson	2015	0	0	0	0	0
Liquor Law Arrests	2015	0	0	0	0	0
Liquor Law Violations Referred For Disciplinary Action	2015	0	0	0	0	0
Drug Law Arrests	2015	0	0	0	0	0
Drug Law Violations Referred For Disciplinary Action	2015	0	0	0	0	0
Illegal Weapons Possession Arrests	2015	0	0	0	0	0
Illegal Weapons Possession Violations Referred For Disciplinary Action	2015	0	0	0	0	0

* Crime In The Residential Facilities Column Are Included In The On-Campus Category.



North Central Institute 2015

Offense	Year	On Campus Property	*Residential Facilities	Non Campus Property	Public Property	Optional Total
Murder / Non-Negligent Manslaughter	2015	0	0	0	0	0
Negligent Manslaughter	2015	0	0	0	0	0
Sex Offenses, Forcible	2015	0	0	0	0	0
Sex Offenses, Non-Forcible	2015	0	0	0	0	0
Robbery	2015	0	0	0	0	0
Aggravated Assault	2015	0	0	0	0	0
Burglary	2015	0	0	0	0	0
Motor Vehicle Theft	2015	0	0	0	0	0
Arson	2015	0	0	0	0	0
Liquor Law Arrests	2015	0	0	0	0	0
Liquor Law Violations Referred For Disciplinary Action	2015	0	0	0	0	0
Drug Law Arrests	2015	0	0	0	0	0
Drug Law Violations Referred For Disciplinary Action	2015	0	0	0	0	0
Illegal Weapons Possession Arrests	2015	0	0	0	0	0
Illegal Weapons Possession Violations Referred For Disciplinary Action	2015	0	0	0	0	0
* Crime In The Residential Facilities Column Are Included In The On-Campus Category.						



Nossi College of Art 2015

Offense	Year	On Campus Property	*Residential Facilities	Non Campus Property	Public Property	Optional Total
Murder / Non-Negligent Manslaughter	2015	0	0	0	0	0
Negligent Manslaughter	2015	0	0	0	0	0
Sex Offenses, Forcible	2015	0	0	0	0	0
Sex Offenses, Non-Forcible	2015	0	0	0	0	0
Robbery	2015	0	0	0	0	0
Aggravated Assault	2015	0	0	0	0	0
Burglary	2015	0	0	0	0	0
Motor Vehicle Theft	2015	0	0	0	0	0
Arson	2015	0	0	0	0	0
Liquor Law Arrests	2015	0	0	0	0	0
Liquor Law Violations Referred For Disciplinary Action	2015	0	0	0	0	0
Drug Law Arrests	2015	0	0	0	0	0
Drug Law Violations Referred For Disciplinary Action	2015	0	0	0	0	0
Illegal Weapons Possession Arrests	2015	0	0	0	0	0
Illegal Weapons Possession Violations Referred For Disciplinary Action	2015	0	0	0	0	0
* Crime In The Residential Facilities Column Are Included In The On-Campus Category.						



O'More College of Design 2015

Offense	Year	On Campus Property	*Residential Facilities	Non Campus Property	Public Property	Optional Total
Murder / Non-Negligent Manslaughter	2015	0	0	0	0	0
Negligent Manslaughter	2015	0	0	0	0	0
Sex Offenses, Forcible	2015	0	0	0	0	0
Sex Offenses, Non-Forcible	2015	0	0	0	0	0
Robbery	2015	0	0	0	0	0
Aggravated Assault	2015	0	0	0	0	0
Burglary	2015	0	0	0	0	0
Motor Vehicle Theft	2015	0	0	0	0	0
Arson	2015	0	0	0	0	0
Liquor Law Arrests	2015	0	0	0	0	0
Liquor Law Violations Referred For Disciplinary Action	2015	0	0	0	0	0
Drug Law Arrests	2015	0	0	0	0	0
Drug Law Violations Referred For Disciplinary Action	2015	0	0	0	0	0
Illegal Weapons Possession Arrests	2015	0	0	0	0	0
Illegal Weapons Possession Violations Referred For Disciplinary Action	2015	0	0	0	0	0

* Crime In The Residential Facilities Column Are Included In The On-Campus Category.



Richmont Graduate University 2015

Offense	Year	On Campus Property	*Residential Facilities	Non Campus Property	Public Property	Optional Total
Murder / Non-Negligent Manslaughter	2015	0	0	0	0	0
Negligent Manslaughter	2015	0	0	0	0	0
Sex Offenses, Forcible	2015	0	0	0	0	0
Sex Offenses, Non-Forcible	2015	0	0	0	0	0
Robbery	2015	0	0	0	0	0
Aggravated Assault	2015	0	0	0	0	0
Burglary	2015	0	0	0	0	0
Motor Vehicle Theft	2015	0	0	0	0	0
Arson	2015	0	0	0	0	0
Liquor Law Arrests	2015	0	0	0	0	0
Liquor Law Violations Referred For Disciplinary Action	2015	0	0	0	0	0
Drug Law Arrests	2015	0	0	0	0	0
Drug Law Violations Referred For Disciplinary Action	2015	0	0	0	0	0
Illegal Weapons Possession Arrests	2015	0	0	0	0	0
Illegal Weapons Possession Violations Referred For Disciplinary Action	2015	0	0	0	0	0
* Crime In The Residential Facilities Column Are Included In The On-Campus Category.						



South College 2015

Offense	Year	On Campus Property	*Residential Facilities	Non Campus Property	Public Property	Optional Total
Murder / Non-Negligent Manslaughter	2015	0	0	0	0	0
Negligent Manslaughter	2015	0	0	0	0	0
Sex Offenses, Forcible	2015	0	0	0	0	0
Sex Offenses, Non-Forcible	2015	0	0	0	0	0
Robbery	2015	1	0	0	0	1
Aggravated Assault	2015	0	0	0	0	0
Burglary	2015	0	0	0	0	0
Motor Vehicle Theft	2015	0	0	0	0	0
Arson	2015	0	0	0	0	0
Liquor Law Arrests	2015	0	0	0	0	0
Liquor Law Violations Referred For Disciplinary Action	2015	0	0	0	0	0
Drug Law Arrests	2015	0	0	0	0	0
Drug Law Violations Referred For Disciplinary Action	2015	0	0	0	0	0
Illegal Weapons Possession Arrests	2015	0	0	0	0	0
Illegal Weapons Possession Violations Referred For Disciplinary Action	2015	0	0	0	0	0
* Crime In The Residential Facilities Column Are Included In The On-Campus Category.						



Strayer University – Knoxville Campus 2015

Offense	Year	On Campus Property	*Residential Facilities	Non Campus Property	Public Property	Optional Total
Murder / Non-Negligent Manslaughter	2015	0	0	0	0	0
Negligent Manslaughter	2015	0	0	0	0	0
Sex Offenses, Forcible	2015	0	0	0	0	0
Sex Offenses, Non-Forcible	2015	0	0	0	0	0
Robbery	2015	0	0	0	0	0
Aggravated Assault	2015	0	0	0	0	0
Burglary	2015	0	0	0	0	0
Motor Vehicle Theft	2015	0	0	0	0	0
Arson	2015	0	0	0	0	0
Liquor Law Arrests	2015	0	0	0	0	0
Liquor Law Violations Referred For Disciplinary Action	2015	0	0	0	0	0
Drug Law Arrests	2015	0	0	0	0	0
Drug Law Violations Referred For Disciplinary Action	2015	0	0	0	0	0
Illegal Weapons Possession Arrests	2015	0	0	0	0	0
Illegal Weapons Possession Violations Referred For Disciplinary Action	2015	0	0	0	0	0
* Crime In The Residential Facilities Column Are Included In The On-Campus Category.						



Strayer University – Nashville Campus 2015

Offense	Year	On Campus Property	*Residential Facilities	Non Campus Property	Public Property	Optional Total
Murder / Non-Negligent Manslaughter	2015	0	0	0	0	0
Negligent Manslaughter	2015	0	0	0	0	0
Sex Offenses, Forcible	2015	0	0	0	0	0
Sex Offenses, Non-Forcible	2015	0	0	0	0	0
Robbery	2015	0	0	0	0	0
Aggravated Assault	2015	0	0	0	0	0
Burglary	2015	0	0	0	0	0
Motor Vehicle Theft	2015	0	0	0	0	0
Arson	2015	0	0	0	0	0
Liquor Law Arrests	2015	0	0	0	0	0
Liquor Law Violations Referred For Disciplinary Action	2015	0	0	0	0	0
Drug Law Arrests	2015	0	0	0	0	0
Drug Law Violations Referred For Disciplinary Action	2015	0	0	0	0	0
Illegal Weapons Possession Arrests	2015	0	0	0	0	0
Illegal Weapons Possession Violations Referred For Disciplinary Action	2015	0	0	0	0	0

* Crime In The Residential Facilities Column Are Included In The On-Campus Category.



Strayer University – Shelby Campus 2015

Offense	Year	On Campus Property	*Residential Facilities	Non Campus Property	Public Property	Optional Total
Murder / Non-Negligent Manslaughter	2015	0	0	0	0	0
Negligent Manslaughter	2015	0	0	0	0	0
Sex Offenses, Forcible	2015	0	0	0	0	0
Sex Offenses, Non-Forcible	2015	0	0	0	0	0
Robbery	2015	0	0	0	0	0
Aggravated Assault	2015	0	0	0	0	0
Burglary	2015	0	0	0	0	0
Motor Vehicle Theft	2015	0	0	0	0	0
Arson	2015	0	0	0	0	0
Liquor Law Arrests	2015	0	0	0	0	0
Liquor Law Violations Referred For Disciplinary Action	2015	0	0	0	0	0
Drug Law Arrests	2015	0	0	0	0	0
Drug Law Violations Referred For Disciplinary Action	2015	0	0	0	0	0
Illegal Weapons Possession Arrests	2015	0	0	0	0	0
Illegal Weapons Possession Violations Referred For Disciplinary Action	2015	0	0	0	0	0
* Crime In The Residential Facilities Column Are Included In The On-Campus Category.						



Strayer University – Thousand Oaks Campus 2015

Offense	Year	On Campus Property	*Residential Facilities	Non Campus Property	Public Property	Optional Total
Murder / Non-Negligent Manslaughter	2015	0	0	0	0	0
Negligent Manslaughter	2015	0	0	0	0	0
Sex Offenses, Forcible	2015	0	0	0	0	0
Sex Offenses, Non-Forcible	2015	0	0	0	0	0
Robbery	2015	0	0	0	0	0
Aggravated Assault	2015	0	0	0	0	0
Burglary	2015	0	0	0	0	0
Motor Vehicle Theft	2015	0	0	0	0	0
Arson	2015	0	0	0	0	0
Liquor Law Arrests	2015	0	0	0	0	0
Liquor Law Violations Referred For Disciplinary Action	2015	0	0	0	0	0
Drug Law Arrests	2015	0	0	0	0	0
Drug Law Violations Referred For Disciplinary Action	2015	0	0	0	0	0
Illegal Weapons Possession Arrests	2015	0	0	0	0	0
Illegal Weapons Possession Violations Referred For Disciplinary Action	2015	0	0	0	0	0

* Crime In The Residential Facilities Column Are Included In The On-Campus Category.



University of Phoenix - Knoxville 2015

Offense	Year	On Campus Property	*Residential Facilities	Non Campus Property	Public Property	Optional Total
Murder / Non-Negligent Manslaughter	2015	0	0	0	0	0
Negligent Manslaughter	2015	0	0	0	0	0
Sex Offenses, Forcible	2015	0	0	0	0	0
Sex Offenses, Non-Forcible	2015	0	0	0	0	0
Robbery	2015	0	0	0	0	0
Aggravated Assault	2015	0	0	0	0	0
Burglary	2015	0	0	0	0	0
Motor Vehicle Theft	2015	0	0	0	0	0
Arson	2015	0	0	0	0	0
Liquor Law Arrests	2015	0	0	0	0	0
Liquor Law Violations Referred For Disciplinary Action	2015	0	0	0	0	0
Drug Law Arrests	2015	0	0	0	0	0
Drug Law Violations Referred For Disciplinary Action	2015	0	0	0	0	0
Illegal Weapons Possession Arrests	2015	0	0	0	0	0
Illegal Weapons Possession Violations Referred For Disciplinary Action	2015	0	0	0	0	0

* Crime In The Residential Facilities Column Are Included In The On-Campus Category.



Vatterott Career College – Memphis Dividend 2015

Offense	Year	On Campus Property	*Residential Facilities	Non Campus Property	Public Property	Optional Total
Murder / Non-Negligent Manslaughter	2015	0	0	0	0	0
Negligent Manslaughter	2015	0	0	0	0	0
Sex Offenses, Forcible	2015	0	0	0	0	0
Sex Offenses, Non-Forcible	2015	0	0	0	0	0
Robbery	2015	0	0	0	0	0
Aggravated Assault	2015	0	0	0	0	0
Burglary	2015	0	0	0	0	0
Motor Vehicle Theft	2015	1	0	0	0	1
Arson	2015	0	0	0	0	0
Liquor Law Arrests	2015	0	0	0	0	0
Liquor Law Violations Referred For Disciplinary Action	2015	0	0	0	0	0
Drug Law Arrests	2015	0	0	0	0	0
Drug Law Violations Referred For Disciplinary Action	2015	0	0	0	0	0
Illegal Weapons Possession Arrests	2015	0	0	0	0	0
Illegal Weapons Possession Violations Referred For Disciplinary Action	2015	0	0	0	0	0

* Crime In The Residential Facilities Column Are Included In The On-Campus Category.



Vatterott Career College 2015

Offense	Year	On Campus Property	*Residential Facilities	Non Campus Property	Public Property	Optional Total
Murder / Non-Negligent Manslaughter	2015	0	0	0	0	0
Negligent Manslaughter	2015	0	0	0	0	0
Sex Offenses, Forcible	2015	0	0	0	0	0
Sex Offenses, Non-Forcible	2015	0	0	0	0	0
Robbery	2015	0	0	0	0	0
Aggravated Assault	2015	0	0	0	0	0
Burglary	2015	0	0	0	0	0
Motor Vehicle Theft	2015	0	0	0	0	0
Arson	2015	0	0	0	0	0
Liquor Law Arrests	2015	0	0	0	0	0
Liquor Law Violations Referred For Disciplinary Action	2015	0	0	0	0	0
Drug Law Arrests	2015	0	0	0	0	0
Drug Law Violations Referred For Disciplinary Action	2015	0	0	0	0	0
Illegal Weapons Possession Arrests	2015	0	0	0	0	0
Illegal Weapons Possession Violations Referred For Disciplinary Action	2015	0	0	0	0	0

* Crime In The Residential Facilities Column Are Included In The On-Campus Category.



Visible Music College 2015

Offense	Year	On Campus Property	*Residential Facilities	Non Campus Property	Public Property	Optional Total
Murder / Non-Negligent Manslaughter	2015	0	0	0	0	0
Negligent Manslaughter	2015	0	0	0	0	0
Sex Offenses, Forcible	2015	0	1	0	0	1
Sex Offenses, Non-Forcible	2015	0	0	0	0	0
Robbery	2015	0	0	0	0	0
Aggravated Assault	2015	0	1	0	4	5
Burglary	2015	0	0	0	0	0
Motor Vehicle Theft	2015	0	12	0	2	14
Arson	2015	0	0	0	0	0
Liquor Law Arrests	2015	0	0	0	5	5
Liquor Law Violations Referred For Disciplinary Action	2015	0	0	0	3	3
Drug Law Arrests	2015	0	0	0	0	0
Drug Law Violations Referred For Disciplinary Action	2015	0	0	0	0	0
Illegal Weapons Possession Arrests	2015	0	0	0	0	0
Illegal Weapons Possession Violations Referred For Disciplinary Action	2015	0	0	0	0	0

* Crime In The Residential Facilities Column Are Included In The On-Campus Category.



West Tennessee Business College 2015

Offense	Year	On Campus Property	*Residential Facilities	Non Campus Property	Public Property	Optional Total
Murder / Non-Negligent Manslaughter	2015	0	0	0	0	0
Negligent Manslaughter	2015	0	0	0	0	0
Sex Offenses, Forcible	2015	0	0	0	0	0
Sex Offenses, Non-Forcible	2015	0	0	0	0	0
Robbery	2015	0	0	0	0	0
Aggravated Assault	2015	0	0	0	0	0
Burglary	2015	0	0	0	0	0
Motor Vehicle Theft	2015	0	0	0	0	0
Arson	2015	0	0	0	0	0
Liquor Law Arrests	2015	0	0	0	0	0
Liquor Law Violations Referred For Disciplinary Action	2015	0	0	0	0	0
Drug Law Arrests	2015	0	0	0	0	0
Drug Law Violations Referred For Disciplinary Action	2015	0	0	0	0	0
Illegal Weapons Possession Arrests	2015	0	0	0	0	0
Illegal Weapons Possession Violations Referred For Disciplinary Action	2015	0	0	0	0	0

* Crime In The Residential Facilities Column Are Included In The On-Campus Category.



TIBRS Group A Offense Definitions

Arson – To unlawfully and intentionally damage, or attempt to damage, any real or personal property by fire or incendiary device.

Assault Offenses – An unlawful attack by one person on another.

Aggravated Assault – An unlawful attack by one person upon another wherein the offender uses a weapon or displays it in a threatening manner, or the victim suffers obvious severe or aggravated bodily injury involving apparent broken bones, loss of teeth, possible internal injury, severe laceration or loss of consciousness.

Simple Assault – An unlawful physical attack by one person upon another where neither the offender displays a weapon, nor the victim suffers obvious severe or aggravated bodily injury involving apparent broken bones, loss of teeth, possible internal injury, severe laceration or loss of consciousness.

Intimidation – To unlawfully place another person in reasonable fear of bodily harm through the use of threatening words and/or other conduct, but without displaying a weapon or subjecting the victim to actual physical attack.

Stalking – To intentionally and repeatedly follow or harass another person in such a manner as would cause that person to be in reasonable fear of being assaulted, suffering bodily injury or death.

Bribery – The offering, giving, receiving or soliciting of anything of value (i.e., a bribe, gratuity or kickback) to sway the judgment or action of a person in a position of trust or influence.

Burglary/Breaking and Entering – The unlawful entry into a building or other structure with the intent to commit a felony or a theft.

Counterfeiting/Forgery – The altering, copying or imitation of something, without authority or right, with the intent to deceive or defraud by passing the copy or thing altered or imitated as that which is original or genuine; or the selling, buying or possession of an altered, copied or imitated thing with the intent to deceive or defraud.

Destruction/Damage/Vandalism of Property – To willfully or maliciously destroy, damage, deface or otherwise injure real or personal property without the consent of the owner or the person having custody or control of it.

Drug/Narcotic Offenses – The violation of laws prohibiting the production, distribution, and/or use of certain controlled substances and the equipment or devices utilized in their preparation and/or use.

Drug/Narcotic Violations – The unlawful cultivation, manufacture, distribution, sale, purchase, use, possession, transportation or importation of any controlled drug or narcotic substance.



Drug/Narcotic Offenses (continued)

Drug Equipment Violations – The unlawful manufacture, sale, purchase, possession or transportation of equipment or devices utilized in preparing and/or using drugs or narcotics.

Embezzlement – The unlawful misappropriation by an offender to his/her own use or purpose of money, property, or some other thing of value entrusted to his/her care, custody or control.

Extortion/Blackmail – To unlawfully obtain money, property, or any other thing of value, either tangible or intangible, through the use or threat of force, misuse of authority, threat of criminal prosecution, threat of destruction of reputation or social standing or through other coercive means.

Fraud Offenses – The intentional perversion of the truth for the purpose of inducing another person or other entity in reliance upon it to part with something of value or surrender a legal right.

False Pretenses/Swindle/Confidence Game – The intentional misrepresentation of existing facts or conditions, or the use of some other deceptive scheme or device to obtain money, goods, or other things of value.

Credit Card/Automatic Teller Machine Fraud – The unlawful use of a credit or debit card or automatic teller machine for fraudulent purposes.

Impersonation – Falsely representing one's identity or position, and acting in the character or position thus unlawfully assumed, to deceive others and thereby gain a profit or advantage, enjoy some right or privilege, or subject another person or entity to an expense, charge, or liability which would not have otherwise been incurred.

Welfare Fraud – The use of deceitful statements, practices or devices to unlawfully obtain welfare benefits.

Wire Fraud – The use of an electric or electronic communications facility to intentionally transmit a false and/or deceptive message in furtherance of a fraudulent activity.

Gambling Offenses – To unlawfully bet or wager money or something else of value; assist, promote or operate a game of chance for money or some other stake; possess or transmit wagering information; manufacture, sell, purchase, possess or transport gambling equipment, devices or goods; or tamper with the outcome of a sporting event or contest to gain a gambling advantage.

Betting/Wagering – To unlawfully stake money or something else of value on the happening of an uncertain event or on the ascertainment of a fact in dispute.

Operating/Promoting/Assisting Gambling – To unlawfully operate, promote or assist in the operation of a game of chance, lottery or other gambling activity.

Gambling Equipment Violations – To unlawfully manufacture, sell, buy, possess or transport equipment, devices and/or goods used for gambling purposes.

Sports Tampering – To unlawfully alter, meddle in or otherwise interfere with a sporting contest or event for the purpose of gaining a gambling advantage.



Homicide Offenses – The killing of one human being by another.

Murder and Nonnegligent Manslaughter – The willful (nonnegligent) killing of one human being by another.

Negligent Manslaughter – The killing of another person through negligence.

Justifiable Homicide – The killing of a perpetrator of a serious criminal offense by a peace officer in the line of duty; or the killing, during the commission of a serious criminal offense, of the perpetrator by a private individual.

**Justifiable homicide is not an actual offense, is not considered a crime and is not included in an agency's crime counts.*

Human Trafficking Offenses

Commercial Sex Acts – Inducing a person by force, fraud, or coercion to participate in commercial sex acts, or in which the person induced to perform such act(s) has not attained 18 years of age.

Involuntary Servitude – The obtaining of a person(s) through recruitment, harboring, transportation, or provision, and subjecting such person(s) by force, fraud, or coercion into involuntary servitude, peonage, debt bondage, or slavery (not to include commercial sex acts).

Kidnapping/Abduction – The unlawful seizure, transportation, and/or detention of a person against his/her will, or of a minor without the consent of his/her custodial parent(s) or legal guardian.

Larceny/Theft Offenses – The unlawful taking, carrying, leading or riding away of property from the possession, or constructive possession, of another person.

Pocket-Picking – The theft of articles from another person's physical possession by stealth where the victim does not become immediately aware of the theft.

Purse Snatching – The grabbing or snatching of a purse, handbag, etc., from the physical possession of another person.

Shoplifting – The theft, by someone other than an employee of the victim, of goods or merchandise exposed for sale.

Theft from Building – A theft from within a building which is either open to the general public or of which the offender has legal access.

Theft from Coin-Operated Machine or Device – A theft from a machine or device which is operated or activated by the use of coins.

Theft from Motor Vehicle – The theft of articles from a motor vehicle, whether locked or unlocked.



Theft of Motor Vehicle Parts or Accessories – The theft of any part or accessory affixed to the interior or exterior of a motor vehicle in a manner which would make the item an attachment of the vehicle or necessary for its operation.

Larceny/Theft Offenses (continued)

All Other Larceny – All thefts which do not fit any of the definitions of the specific subcategories of Larceny/Theft listed above.

Motor Vehicle Theft – The theft of a motor vehicle.

Pornography/Obscene Material – The violation of laws or ordinances prohibiting the manufacture, publishing, sale, purchase or possession of sexually explicit material, e.g., literature, photographs, etc.

Prostitution Offenses – To unlawfully engage in or promote sexual activities for profit.

Prostitution – To unlawfully engage in sexual relations for profit.

Assisting or Promoting Prostitution – To solicit customers or transport persons for prostitution purposes; to own, manage or operate a dwelling or other establishment for the purpose of providing a place where prostitution is performed; or to otherwise assist or promote prostitution.

Purchasing Prostitution – To purchase, or trade, anything of value for commercial sex acts.

Robbery – The taking, or attempting to take, anything of value under confrontational circumstances from the control, custody or care of another person by force or threat of force or violence, and/or by putting the victim in fear of immediate harm.

Sex Offenses, Non-consensual – Any sexual act directed against another person, without the consent of the victim, including instances where the victim is incapable of giving consent.

Rape – The carnal knowledge of a person, without the consent of the victim, including instances where the victim is incapable of giving consent because of his/her age or because of his/her temporary or permanent mental or physical incapacity.

Sodomy – Oral or anal sexual intercourse with another person, without the consent of the victim, including instances where the victim is incapable of giving consent because of his/her age or because of his/her temporary or permanent mental or physical incapacity.

Sexual Assault With An Object – To use an object or instrument to unlawfully penetrate, however slightly, the genital or anal opening of the body of another person, without the consent of the victim, including instances where the victim is incapable of giving consent because of his/her age or because of his/her temporary or permanent mental or physical incapacity.

Fondling – The touching of the private body parts of another person for the purpose of sexual gratification or any other reason, without the consent of the victim, including instances where the victim is incapable of giving consent because of his/her age or because of his/her temporary or permanent mental or physical incapacity.



Sex Offenses, Consensual – Unlawful, consensual sexual intercourse.

Incest – Consensual sexual intercourse between persons who are related to each other within the degrees wherein marriage is prohibited by law.

Sex Offenses, Consensual (continued)

Statutory Rape – Consensual sexual intercourse with a person who is under the statutory age of consent.
Note: By Tennessee Statute the victim must be between ages 13-17 and the offender must be at least four years older for an offense to be classified as Statutory Rape.

Stolen Property Offense – Receiving, buying, selling, possessing, concealing or transporting any property with the knowledge that it has been unlawfully taken, as by burglary, embezzlement, fraud, larceny, robbery, etc.

Weapon Law Violations – The violation of laws or ordinances prohibiting the manufacture, sale, purchase, transportation, possession, concealment or use of firearms, cutting instruments, explosives, incendiary devices or other deadly weapons. This category includes violations such as the manufacture, sale or possession of deadly weapons; carrying deadly weapons, concealed or openly; using, manufacturing, etc., silencers; and furnishing deadly weapons to minors.

TIBRS Group B Offense Definitions

There are ten Group B offense categories and they encompass all of the crimes which are not Group A offenses, with the exception of most traffic offenses which TIBRS does not collect information on.

Bad Checks – Knowingly and intentionally writing and/or negotiating checks drawn against insufficient or nonexistent funds.

Curfew/Loitering/Vagrancy Violations – The violation of a court order, regulation, ordinance or law requiring the withdrawal of persons from the streets or other specified areas; prohibiting persons from remaining in an area or place in an idle or aimless manner; or prohibiting persons from going from place to place without visible means of support.

Disorderly Conduct – Any behavior that tends to disturb the public peace or decorum, scandalize the community or shock the public sense of morality.

Driving Under the Influence – Driving or operating a motor vehicle or common carrier while mentally or physically impaired as the result of consuming an alcoholic beverage or using a drug or narcotic.

Drunkness – To drink alcoholic beverages to the extent that one's mental faculties and physical coordination are substantially impaired.

Family Offense, Nonviolent – Unlawful, nonviolent acts by a family member (or legal guardian) which threaten the physical, mental or economic well-being or morals of another family member and which are not classifiable as other offenses, such as Assault, Incest, Statutory Rape, etc.



Liquor Law Violations – The violation of laws or ordinances prohibiting the manufacture, sale, purchase, transportation, possession or use of alcoholic beverages.

Group B Offense Definitions (continued)

Peeping Tom – To secretly look through a window, doorway, keyhole or other aperture for the purpose of voyeurism.

Trespass of Real Property – To unlawfully enter land, a dwelling or other real property.

All Other Offenses – All crimes which are not Group A offenses and not included in one of the specifically named Group B crime categories listed above.

Includes: Contempt of Court, Failure to Appear, Violation of Probation / Parole.

Units of Count – Offense

The units of count principles are based upon FBI practices and conform to national standards for counting offenses.

Crimes Against Persons – Homicide, Assaults, Sex Offenses (nonconsensual and consensual), Kidnapping. Each victim equals one offense. Example – an incident involving an aggravated assault with two victims will be counted as two aggravated assaults.

Crimes Against Property – Each offense counts as one occurrence with the exception of Motor Vehicle Theft which is the count of the number of vehicles stolen.

Crimes Against Society – Each offense counts as one occurrence. Example – one drug narcotic violation counts as one offense.

Units of Count – Clearances

The units of count for clearances are based upon FBI practices and conform to national standards for counting clearances. Example – one arrest or exceptional clearance will clear all offenses in the incident.

Updated statistics may be found at <http://www.tn.gov/tbi/topic/crime-statistics> by clicking on the link for TnCrimeonline.com.

