

2016 NY LIBERTY MEDIA GUIDE



OFFS
nobile



Directory2
 Front Office 3-7
 Liberty Coaching Staff 8-15
 New York Liberty Roster 16-43
 Brittany Boyd 16-17
 Adut Bulgak 18
 Swin Cash 19-22
 Tina Charles 23-25
 Lindsey Harding 26-27
 Epiphanny Prince 28-30
 Sugar Rodgers 31-32
 Shoni Schimmel 33
 Kiah Stokes 34-35
 Carolyn Swords 36-37
 Tanisha Wright 38-40
 Amanda Zahui B. 41
 Shavonte Zellous 42-43
 Ring of Honor 44-45
 2015 Year in Review 46-54
 2015 WNBA Year in Review 55-58
 Opponents 60-81
 All-Time Roster 82-92
 WNBA Draft History 93-94
 Opening Night Rosters 95-96
 All-Time Transactions 97-104
 Year-by-Year Statistics 105-124
 Coaching Records 125
 Franchise Leaders 126
 Seasonal Leaders 127-129
 Seasonal Leader Streaks 130
 Liberty Single-Game Bests 131
 Opponent Single-Game Bests 132
 Playoff Statistics 133
 Playoff History 134-152
 Madison Square Garden 153-156
 Garden of Dreams Foundation 157
 MSG Network 158

2016 REGULAR SEASON SCHEDULE

MAY			
Saturday	14	at Washington	7:00 PM
Sunday	15	DALLAS	5:00 PM
Saturday	21	LOS ANGELES	6:00 PM
Tuesday	24	ATLANTA	11:00 AM
Tuesday	31	MINNESOTA	8:00 PM
JUNE			
Friday	3	INDIANA	7:30 PM
Sunday	5	at Seattle	7:00 PM
Tuesday	7	at Los Angeles	10:00 PM
Saturday	11	at San Antonio	8:00 PM
Tuesday	14	DALLAS	7:00 PM
Thursday	16	at Connecticut	7:00 PM
Sunday	19	at Indiana	2:00 PM
Wednesday	22	at Atlanta	12:00 PM
Friday	24	CHICAGO	7:30 PM
Sunday	26	PHOENIX	3:00 PM
Wednesday	29	at Minnesota	8:00 PM
JULY			
Friday	1	at Phoenix	10:00 PM
Sunday	3	at Los Angeles	5:00 PM
Wednesday	6	SEATTLE	7:00 PM
Friday	8	at Chicago	8:30 PM
Sunday	10	SAN ANTONIO	3:00 PM
Wednesday	13	ATLANTA	11:00 AM
Friday	15	at Minnesota	8:00 PM
Sunday	17	CONNECTICUT	3:00 PM
Wednesday	20	at Washington	11:30 AM
Thursday	21	INDIANA	11:00 AM
AUGUST			
Friday	26	at San Antonio	8:00 PM
SEPTEMBER			
Thursday	1	at Indiana	7:00 PM
Saturday	3	PHOENIX	6:00 PM
Wednesday	7	SEATTLE	7:00 PM
Friday	9	CONNECTICUT	7:30 PM
Sunday	11	at Dallas	4:30 PM
Tuesday	13	WASHINGTON	7:00 PM
Friday	16	at Chicago	8:30 PM

2016 WNBA KEY DATES

April 24	WNBA Training Camps Begin
April 29	Preseason Games Begin
May 10	Last Possible Date for Preseason Games
May 13	Regular Season Begins
June 27	Midseason Cutdown Date
June 29	Midseason Date
July 22	Last Date for Games Before Olympic Break
July 23-August 24	Olympic Break
August 5-21	2016 Summer Olympic Games
August 25	Second Half Schedule Begins
August 30	Trade Deadline at 8 PM (ET)
September 5	Player Playoff Eligibility from Waivers
September 18	Regular Season Ends
September 21	Playoffs Begin
October 20	Last Possible Finals Date

LIBERTY TEAM EXECUTIVE MANAGEMENT

Executive Chairman, The Madison Square Garden Company	James L. Dolan
President and Chief Executive Officer, The Madison Square Garden Company	David O'Connor
Team President	Isiah Thomas
Senior Vice President, Business & Basketball Operations	Kristin Bernert
Executive Vice President, Chief Marketing Officer	Sharon Otterman
Chief Medical Officer and Senior Vice President of Player Care, MSG Sports	Dr. Lisa Callahan
Senior Vice President, Legal & Business Affairs Sports Operations	John Master
Senior Vice President, Sports Team Operations	Mark Piazza
Deputy General Counsel & Senior Vice President, Legal and Business Affairs Team Operations	Marc Schoenfeld

MADISON SQUARE GARDEN EXECUTIVE MANAGEMENT

Vice Chairman, The Madison Square Garden Company & NBA Alternate Governor	Gregg Seibert
Executive Vice President, General Counsel & Secretary	Lawrence J. Burian
Chief Financial Officer	Donna Coleman
Executive Vice President, Marquee Events/Operations	Joel Fisher
Executive Vice President, Corporate Development & Strategy	Andrew Lustgarten
Executive Vice President, Marketing Partnerships	Ron Skotarczak
Executive Vice President & Chief Communications Officer	Barry Watkins
Executive Vice President, MSG Sports	Jordan Solomon
Executive Vice President, Chief Administrative Officer	Sandy Kapell
Senior Vice President & Executive Producer	Marc Bauman
Senior Vice President & General Manager, MSG Arena	Alex Diaz

COACHING STAFF

Head Coach	Bill Laimbeer
Associate Head Coach	Katie Smith
Assistant Coach	Herb Williams
Director of Player Development and Liberty Basketball Academy	Teresa Weatherspoon

BASKETBALL OPERATIONS

Manager, Basketball Operations	Dan Padover
Executive Assistant to the President of Basketball Operations	Richard Gray
Director of Operations, MSG Training Center	Miguel Vazquez
Manager, Building Operations, MSG Training Center	Steven Kaminiski

MEDICAL STAFF

Chief Medical Officer and Senior Vice President of Player Care, MSG Sports	Dr. Lisa Callahan
Head Athletic Trainer	Rosemary Ragle
Assistant Head Trainer	Bandelee Talib
Assistant Trainer & Head Equipment Manager	Shanice Johnson
Team Physician	Dr. Marci Goolsby
Team Physician	Dr. Jo A. Hannafin
Team Sports Nutritionist	Erika Whitman
Executive Administration Assistant	Karen Wynne

TEAM OPERATIONS

Vice President, Sports Team Operations	Jason Vogel
Director, MSG Sports Travel	Sharon Toledo
Manager, Sports Team Operations	Caroline Giglio, Brian Wendth

PUBLIC RELATIONS & COMMUNICATIONS

Director of Communications, New York Liberty	Vincent Novicki
Vice President Communications, MSG Sports	Ryan Watson

MARKETING

Director of Marketing, New York Liberty	Daakeia Clarke
Manager, Ticket Marketing, New York Liberty	Taylor Palmer

MARKETING OPERATIONS

Vice President, Marketing Operations, MSG	Jeanie Baumgartner
Manager, Marketing Operations	Christelle Durand

EVENT PRESENTATION

Vice President, Event Presentation	Shawn Bennett
Director, Event Presentation	Cassidy Lien
Manager Entertainment & Event Presentation	Kristina Cella
Manager Dance & Performance Teams	Melissa Unterstein
Music Director	Ray Castoldi
Video Production Assistant	Daniel Ferreira

FAN DEVELOPMENT & COMMUNITY RELATIONS

Vice President, Fan Development & Community Relations	Dan Gladstone
Director, Community Relations	Artie Bayes
Director, Field Marketing & Fan Development	Brendan Callahan
Manager, Fan Development & Social Responsibility, New York Liberty	Brett Tessler
Manager, Community Relations	Gianna Smith
Manager, Field Marketing	Chris Jean
Community Ambassador	Kym Hampton

DIGITAL

Senior Vice President, Digital Content	Bill Crandall
Vice President, Digital	Vicki Shapiro
Director, Creative Services	Ellen Courtney
Senior Administrative Assistant	Codie Eisenberg

PHOTO SERVICES

Official Photographer of Madison Square Garden	George Kalinsky
Vice President, MSG Photo Services	Rebecca Taylor
Manager, MSG Photo Services	Carly Boyle
Coordinator, MSG Photo Services	Emma Lomax-Cohen

FINANCE

Vice President, Finance	Joseph Loomis
Staff Accountant	Amanda Yan

LEGAL & BUSINESS AFFAIRS

Vice President, Legal & Business Affairs, Team & Sports Operations	Jamaal Lesane
Vice President, Legal & Business Affairs, Sports Operation	Christina Song
Manager, Contracts Administration	Kimberlie LaSalle
Senior Administrative Assistants	Maria Roubos, Mary Yukas

HUMAN RESOURCES

Director, Human Resources MSG Sports	Brad Kogut
Senior Human Resources Representative, MSG Sports	Lara Sharawi
HR Recruiter, MSG Sports	Matthew Resnick

TICKET SALES, SERVICE RETENTION & OPERATIONS

Senior Vice President, Sales Planning & Analytics, MSG Sports	Andy Rentmeester
Vice President, Subscription Sales & Ticket Operations	Bill Goldstein
Vice President, Service & Retention	Courtney Jeffries
Vice President, Revenue Planning & Analytics	Matt Synakowski
Vice President, Sales Strategy & Planning	Jessica Tuttle
Director, New Sales & Campaign Planning	Mark Gallego
Director CRM	Curran Raclin Jr.
Director, Ticket Sales Operations	Stephen Cerasoli
Director, New Business	Brendan Long
Manager, Service & Retention	Joel DeCastro
Manager, Revenue Planning & Analytics	Eric Handler
Manager, Ticket Sales Operations	Michael Rucker
Manager, New Business, Teams	Dan Shagawat
Premium Experience Specialists	Brittany Fantozzi
Client Relationships Specialists	Gabby Barbera, Julius Scott, Morgan Taylor, Douglas Wislinski, Marianna Beeler, Patrick Meany
Senior Account Executive, Subscription Sales	Sari Brandwine
Account Executives, Subscription Sales	Ryan Byers, Matthew Cohn, Jeff Rezach, Cole Schlesinger, Andrew Steedman, Phil Valente
Account Executives, Group Sales	Genesis Botero, Mike Kittas
Group Sales Specialists	Alexandra Aldrich, Evan Doyle, Carly Grimaudo, Kyle Heiden, Timothy Holder
Manager, Service & Retention	Jane Stanton
Group Sales Representatives	Jessica Afriyie, David Ageyi, Caitlin Allison, Robert Elman, Andrew Farco, Michelle Fiabane, Tyler George, Stephen Graf, Awab Habib, Quincy McKean, Debra Melamed, Casey O'Neil, Thomas Padula, Nicholas Palumbo, Eric Podbielski, Adam Squinto, Christopher Tedesco, Arden Wright, Victoria Ontiveros, Austin Scherling
Coordinator, Group Sales & Campaign Integration	Mahnee Nah
Senior Administrative Assistant	Lauren Stempel
Administrative Assistant	Joe Hayward

CORPORATE HOSPITALITY

Vice President, Corporate Hospitality Service	Dashawnda Brown
Vice President, Corporate Hospitality Strategy & Business Integration	Dan Rosenthal
Director, Premium Account Service	Dan Asip
Manager, Corporate Hospitality Rentals	Melinda Churchville
Managers, Corporate Hospitality Sales	Kevin Becker, Chris Farnkopf
Account Senior Manager, Corporate Hospitality Service	Brian Murphy
Premium Account Manager	Haley Appelbaum, Clara Lilley, Chelsea White
Senior Administrative Assistant	Katrina Schaefer

MARKETING PARTNERSHIPS – ACCOUNT MANAGEMENT

Senior Vice President, Account Management	Justin Johnson
Vice Presidents, Account Planning	Lisa Aulebach, Thomas Cerasoli, Kristopher Elvren, Andrew Karson
Vice President, Activation & Development	John Alfano
Directors, Account Planning	Andrew Berkowitz, David DiLello, Catie Fenzel, Bryan Miranda, David Rothstein
Directors, Account Activation	Julie Hamm, Mike Verna
Managers, Account Planning	Ronald Beach Jr., Dylan Kramer, Steven Olwell, Stephen Smyth
Managers, Account Activation	Don Gregory, Zack Lazare
Coordinator, Account Management	Megan Fry
Coordinator, Account Activation	Jimmy Brennan, Matthew Heineman
Coordinator Account Planning	Katty Villapando, Michael D'Accordo

MARKETING PARTNERSHIPS – BUSINESS SOLUTIONS

Senior Vice President, Business Solutions	Evan Frankel
Vice President, Business Solutions	Branden Templeton
Director, Business Solutions	Nicole Marinake
Director, Marketing Solutions Network/ Interactive	Douglas Forster
Manager Integrated Sales Strategy	Matthew Ungaro
Designers, Business Solutions	Alexandra Faccas
Manager, Business Solutions	Robin Shapiro
Manager, Program Development & Solutions	Linsy Market
Coordinator, Program Development & Solutions	Danielle Sorkin
Coordinator, Business Solutions	Claire Kaido
Junior Designers, Business Solutions	Zuly Beltre, Marissa Pane

MARKETING PARTNERSHIPS – SPORTS & ENTERTAINMENT SALES

Senior Vice President, Sports & Entertainment Sales	Amos Varon
Senior Director, Sports & Entertainment Sales	Eric Eways
Directors, Sports & Entertainment Sales	Susan Hamlin, Peter Joseph, Corey Norkinl
Manager, Sports & Entertainment Sales	Sean Finley, Ryan Redler
Manager, Sales Operations	Marysa Cole
Coordinators, Sports & Entertainment Sales	Roxana Ruiz-Freytes, Christian Sbily

MARKETING PARTNERSHIPS – SALES

Senior Vice President Team Sales	Mike Lehr
Vice President, Team Sales	Bill Smith
Directors, Team Sales	Lisa Coghlan, Dave Decina, Joseph Grippo, Kate Pratt
Director Outdoor Sales	Nicholas Sizer
Director, Strategic Accounts	Shannon Fox
Managers, Team Sales	Garrett Dolgon, Christina Milano
Coordinators, Team Sales	Janan Morgul, Ryan Nowack
Senior Administrative Assistant	Morgan Fischer, Kaitlin Lannon

BROADCAST INFORMATION

Television: MSG Network	Mike Crispino, Rosalyn Gold-Onwuode, Julianne Viani
-------------------------	---

JAMES L. DOLAN

EXECUTIVE CHAIRMAN, THE MADISON SQUARE GARDEN COMPANY

James L. Dolan is executive chairman of The Madison Square Garden Company (MSG), a leading sports and entertainment company renowned for its world-famous arena complex, professional sports teams, entertainment properties and historic showplaces. Mr. Dolan also serves as executive chairman of MSG Networks Inc., which includes two award-winning regional sports and entertainment networks, and is chief executive officer of Cablevision Systems Corporation, one of the nation's leading media and telecommunications companies.

In his role at MSG, Mr. Dolan is responsible for the Company's overall growth strategy and oversight of all of its operations. He also serves as governor to the National Basketball Association and the National Hockey League on behalf of the New York Knicks and New York Rangers.

Throughout his tenure, Mr. Dolan has spearheaded a number of restoration projects to ensure the continued prominence of the Company's premier venues. In January 2014 the legendary Forum arena in Inglewood, California re-opened as the country's largest indoor performance venue focused on music and entertainment. This followed the celebrated three-year, top-to-bottom Transformation of the Madison Square Garden Arena in October 2013. In addition, Mr. Dolan led the restorations of the Company's famed Beacon Theatre in early 2009, and the cherished national landmark, Radio City Music Hall, in 1999. Mr. Dolan has also expanded MSG's entertainment properties to include The Chicago Theatre, which was built in 1921 as one of the country's most opulent motion picture houses.

In addition to its portfolio of landmark venues, MSG owns and operates professional sports teams, the New York Knicks, Rangers and Liberty, as well as MSG Entertainment and its entertainment properties, including the Radio City Christmas Spectacular and the Rockettes New York Spectacular, both starring the legendary Rockettes. Mr. Dolan has also directed the company's involvement in strategic ventures that strengthen the company's position and enable new opportunities for growth, including Azoff MSG Entertainment and Tribeca Enterprises.

Mr. Dolan has led MSG's response to local and national tragedies. He played a principal role in organizing several extraordinary benefit concerts, including "12-12-12," which raised more than \$50 million for the victims of Hurricane Sandy; "The Concert For New York City," which generated more than \$35 million in aid for 9/11 victims and heroes; and "From The Big Apple to The Big Easy," which raised nearly \$9 million for Hurricane Katrina relief. Mr. Dolan also supports both MSG's and MSG Networks Inc.'s ongoing commitment to the community, particularly through the Garden of Dreams Foundation, the non-profit charity that works with both companies to help children throughout the New York metropolitan area.

In addition to his oversight of MSG, Mr. Dolan also serves as executive chairman of MSG Networks Inc., which became a standalone media company following the 2015 spin-off of The Madison Square Garden Company. MSG Networks Inc. is comprised of MSG Network and MSG+, which collectively telecast approximately 700 live professional sporting events, as well as college football and college basketball from top conferences, and a full schedule of critically-acclaimed original programming.

Mr. Dolan is also chief executive officer of Cablevision Systems Corporation, which served as MSG's parent company until February 2010, when MSG became a standalone, public company. Mr. Dolan oversees Cablevision's comprehensive portfolio of advanced Optimum-branded telecommunications products, including its digital cable television, digital voice and high-speed Internet and digital voice services, as well as Optimum WiFi, the nation's most robust wireless Internet network. Also under his purview, and serving the New York tri-state area, are Cablevision's local media and programming properties, which include News 12 Networks and Newsday Media Group, featuring Long Island's leading daily newspaper, Newsday.

Prior to assuming his present posts, Mr. Dolan was chief executive officer of Rainbow Media Holdings, the former Cablevision programming subsidiary that became a separate, public company named AMC Networks Inc. in June 2011. Mr. Dolan began his career with Cablevision in the 1970s and held a variety of executive positions before overseeing Rainbow Media.

Mr. Dolan serves on the board of directors for The Madison Square Garden Company, MSG Networks Inc., AMC Networks Inc., and The Weinstein Company, and is a member of Cablevision's board of directors and its executive committee. He is also on the board of The Lustgarten Foundation, an organization he helped found in 1998, which today is the nation's largest private supporter of pancreatic cancer research. In addition, he sits on the boards of Tribeca Enterprises and C-SPAN.



DAVID O'CONNOR

PRESIDENT AND CHIEF EXECUTIVE OFFICER, THE MADISON SQUARE GARDEN COMPANY

David O'Connor is president and chief executive officer of The Madison Square Garden Company (MSG). In this role, he is responsible for the Company's overall strategic vision, and for the advancement of its sports and entertainment businesses. Mr. O'Connor leads the Company's efforts to identify new initiatives that enhance MSG's existing brands and represent new opportunities for growth, including the formation of new strategic alliances and transactions.

The Company's signature assets consist of some of the nation's most dynamic and powerful sports and entertainment brands. This diverse collection of properties includes a portfolio of iconic venues: New York's Madison Square Garden, The Theater at Madison Square Garden, Radio City Music Hall and Beacon Theatre; the Forum in Inglewood, CA; The Chicago Theatre; and the Wang Theatre in Boston. In addition, MSG owns and operates professional sports teams, the New York Knicks, Rangers and Liberty; and entertainment properties, including the Radio City Christmas Spectacular New York Spectacular, both featuring the legendary Rockettes; and is part of strategic partnerships, including Azoff MSG Entertainment and Tribeca Enterprises.

Before joining MSG, Mr. O'Connor spent more than 30 years at CAA, serving as managing partner of the world-wide entertainment and sports agency for the past 20 years. He began his career at CAA in 1983 in the mailroom and was soon promoted to agent in the Motion Picture department. In 1995, Mr. O'Connor took over day-to-day management and ownership of the agency along with his partners, helping to expand the agency's operations and services around the globe, while maintaining the company's reputation as a trusted agency. In 1996, Mr. O'Connor and his partners broke new ground in the entertainment industry with the creation of the CAA Foundation, which involves the entertainment community and CAA clients in philanthropy and engages organizations to lend their support to a variety of philanthropic programs. This was followed in 2006 by the launch of CAA Sports, which today represents more than 1,000 of the world's top athletes, coaches and broadcasters, along with many of the biggest brands and properties in sports worldwide, including The Madison Square Garden Company.

In 2008, Mr. O'Connor also co-founded and established Evolution Media Capital (EMC), a CAA affiliate that provides investment banking and advisory, asset management, industry research, and capital-raising services to the media and sports industries. And in 2012, Mr. O'Connor was instrumental in the creation of CAA Eleven, a dedicated CAA subsidiary that manages the media, sponsorship, and licensing rights for all National Team Football in Europe governed by UEFA (Union of European Football Associations).

Mr. O'Connor is married to Lona Williams and has two children, Lucy and Angus.



ISIAH THOMAS

PRESIDENT, NEW YORK LIBERTY

Thomas' prolific career has been defined by success at every level as both player and executive, as well as in the business and philanthropic worlds. He brought his singular style and winning attitude to the world's greatest basketball city when he was named president, basketball operations of the Knicks on Dec. 22, 2003 and returns to the World's Most Famous Arena as the President of the New York Liberty.

The Basketball Hall of Famer guided the Knicks to a 33-49 (.402) mark in 2006-07, his first season as head coach. As an NBA head coach (three seasons with Indiana, two with New York), Thomas has a five-year career record of 187-223 (.456).

Following his Hall of Fame playing career with the Detroit Pistons, Thomas embarked on his front office career in May 1994 as part owner and executive vice president of basketball operations for the expansion Toronto Raptors. In three years with Toronto, he drafted impact players such as Tracy McGrady, Damon Stoudamire and Marcus Camby, while following a successful business plan that made the Raptors a model for startup franchises. He left the Raptors organization in November 1997 to become a studio analyst for NBC, and in 1999 made the bold step of purchasing the Continental Basketball Association, which was just weeks from folding.

He turned the foundering CBA into a successful business venture over two years, before he was forced to sell the league when he was named head coach of the Indiana Pacers on Jul. 20, 2000. Thomas led the Pacers to the NBA Playoffs in all three of his years as head coach (2000-01 through 2002-03), overseeing the growth of such young stars as Jermaine O'Neal, Ron Artest, Brad Miller, Jamaal Tinsley and Al Harrington.

On April 14, 2009, Thomas accepted an offer to become the head basketball coach of Florida International University. Over three seasons as head coach, Thomas went 26-65 (.400).

Thomas' successful front office and coaching career followed a storied 13-year playing tenure with the Pistons (1981-82 through 1993-94), which earned him enshrinement into the Naismith Memorial Basketball Hall of Fame in 2000 as well as designation in 1996 as one of the 50 Greatest Players in NBA History. Thomas was a 12-time NBA All-Star (the Game's MVP in 1984 and 1986) as well as a five-time All-NBA selection (First Team three times, Second Team twice).

Thomas averaged 19.2 points and 9.3 assists over his NBA career, and ranks fifth on the League's all-time career list in assists (9,061) and 46th in total points (18,822). He is still the Pistons' all-time career leader in total points (18,822), assists (9,061) and steals (1,861). For nine years, he teamed with Joe Dumars to form a backcourt that would eventually be enshrined in the Hall of Fame, as Dumars joined Thomas in Springfield in 2006.

Above all, of course, Thomas was the central figure in leading the Pistons to back-to-back NBA Championships in 1989 and 1990, earning Finals MVP honors in 1990. His number 11 was retired by the Pistons on February 17, 1996.

Prior to his NBA career, Thomas averaged 15.4 points in two seasons at Indiana University. He earned Sporting News first team All-American honors in 1981, the year he led the Hoosiers to the NCAA Championship. He was also a member of the 1980 U.S. Olympic basketball team that did not compete in the Moscow Games.

Isiah has also enjoyed great success in the business arena as well. In 1994, he – along with partners – acquired American Speedy Printing Centers, Inc., and, as co-chairman, led the company from bankruptcy to become one of the world's largest printing franchises. He was also a founding member of the advisory board for Marquis Jet Partners, Inc., the world's leading fractional Jet card provider. The company is affiliated with NetJets, a Berkshire Hathaway Company. Most recently, Thomas has become a partner in Dale and Thomas Popcorn stores, an innovative chain of retail popcorn stores.

In April 1999, Thomas was elected to the Board of Governors of the Chicago Stock Exchange, becoming the first African American to sit on the Exchange in its century-plus existence.

Away from basketball, Thomas is active in numerous charitable endeavors. He is the founder of the Isiah Thomas Foundation, which promotes and creates educational and recreational opportunities for inner city youth in the Detroit area. His charitable ties include Autism Speaks, America's Second Harvest, the Easter Seals Society, the Association for the Help of Retarded Children and the Isiah Thomas Scholarship Fund at Indiana University.

Thomas was the winner of the NBA's J. Walter Kennedy Citizenship Award in 1987, served as president of the National Basketball Players Association for four years, and was inducted into the Five Star Basketball Camp Hall of Fame in 2004.

In addition, Thomas was named a "Father of the Year" in 2004 by the National Father's Day Committee, as well as one of the "100 Most Influential Minorities in Sports" by Sports Illustrated in 2003, '04 and '05 and one of the "50 Most Powerful Blacks in Sports" by Black Enterprise Magazine in 2005. He was named the 1985 Michiganian of the Year and received the University of Detroit Mercy President's Cabinet medallion in 1992 for his contributions to the community. He was also named one of The Sporting News' "100 Most Powerful People in Sports" in 1999.

Academically, Thomas fulfilled a promise he made to his mother Mary upon his departure from Indiana University to enter the NBA following his sophomore season, returning to Bloomington to earn his degree in 1987. Thomas received his Master's in Education from the University of California at Berkeley in 2013.

Born on Apr. 30, 1961 in Chicago, Isiah and his wife Lynn have two children, Joshua and Lauren, and reside in Westchester.



KRISTIN BERNERT

SVP BUSINESS & BASKETBALL OPERATIONS, NEW YORK LIBERTY

Kristin Bernert, Senior Vice President of Business Operations for the New York Liberty, is in her fifth year with the franchise. After overseeing the Liberty's business development for three seasons, she was promoted to SVP of both business and basketball operations in January 2015. In her current role with the Liberty, Bernert oversees all aspects of business and team operations, including marketing, ticket sales, sponsorships and player relations.

Bernert has nearly two decades of sports business experience, previously serving as President of the Los Angeles Sparks. She also worked as Vice President of Team Business Development for the NBA and WNBA, in addition to a tenure in corporate sales with the Cleveland Indians.

As President of the Sparks, Bernert was responsible for managing and developing all aspects of business and basketball operations. During her stint with the WNBA, she oversaw growth in all areas of team business for all 14 WNBA teams. She was also in charge of facilitating the development and execution of league events and integrated initiatives.

Prior to joining the WNBA league office, she served as the Vice President of Business Operations for the Detroit Shock from 2002-2005. Bernert was pivotal helping build the Shock's championship roster as the franchise went to capture the WNBA title in 2003.

Previous to transitioning to a career in professional sports, Bernert held Assistant Athletic Director positions for marketing at The Ohio State University and Bowling Green State University.

Bernert graduated from Siena College in 1996, after playing four seasons for the Saints' women's basketball team. She was inducted into the Metro Atlantic Athletic Conference (MAAC) Hall of Fame Honor Roll in 2015. Bernert received her Masters's in Sport Management from Ohio State in 1998.





HEAD COACH

BILL LAIMBEER

FOURTH SEASON (12TH OVERALL) | 186-145 (49-53 IN NEW YORK) | NOTRE DAME '79

CAREER COACHING HIGHLIGHTS

- Started in the WNBA by spending eight seasons as head coach of the Detroit Shock from 2002-09
- Three-time WNBA Champion (2003, 2006 and 2008)
- 2003 WNBA Coach of the Year
- 2015 WNBA Coach of the Year
- Went 137-93 as head coach of Detroit, including six-straight playoff appearances
- Career WNBA coaching record of 186-145 (.562)
- Career WNBA playoff record of 30-19 (.612)

Bill Laimbeer, a two-time WNBA Coach of the Year and three-time WNBA Champion, enters his fourth season as head coach of the New York Liberty.

During the 2015 campaign, his third full season as the head coach of the Liberty, Laimbeer helped guide the franchise to the best regular season in team history, posting a franchise-record 23 victories while the Liberty was able to grab the top overall seed in the WNBA for the first time ever and the top spot in the Eastern Conference for the first time since 2002. New York advanced to the Eastern Conference Finals for its deepest playoff run since 2010.

Additionally, New York boasted a pair of All-WNBA performers for the first-time in Tina Charles (First Team) and Epiphanny Prince (Second Team) while also seeing a pair of rookies, Kiah Stokes and Brittany Boyd, land on the WNBA All-Rookie Team. The Liberty led the league in points allowed per game (71.1) and defensive field goal percentage (.393).

Laimbeer previously spent eight seasons from 2002-09 as general manager and head coach of the Detroit Shock (now Tulsa Shock), where he earned WNBA Coach of the Year honors in his first full season as head coach (2003). He took over a team that finished 9-23 in the previous year and led them to a league-best 25 wins the following season. The 16-win improvement was the largest in WNBA history. Laimbeer led the Shock to a 137-93 (.596) overall record, including six-straight playoff appearances as the squad won the WNBA Championship in 2003, 2006 and 2008.

As general manager of the Shock, Laimbeer made several key moves during his tenure that were integral in Detroit capturing three WNBA Championships, which still stand as second most in league history. In his first full season, Laimbeer drafted former All-Star and 2003 Rookie of the Year Cheryl Ford. He also acquired the Finals MVP that year Ruth Riley in the WNBA dispersal draft.


Prior to returning to the WNBA, Laimbeer spent two seasons as an assistant in the NBA with the Minnesota Timberwolves (2009-2011).

A 14-year NBA veteran, Laimbeer was a four-time All-Star for the Detroit Pistons. As a member of the famed "Bad Boys," Laimbeer totaled 13,790 points and 10,400 rebounds in his career, becoming just the 19th player in NBA history to eclipse 10,000 in both categories. A key member of back-to-back NBA Championships in 1989 and 1990, he had his jersey No. 40 retired by the franchise in 1995. Laimbeer played college ball at Notre Dame from 1975-79, graduating with a degree in economics in 1979.

Laimbeer and his wife Chris are parents to their son Eric and daughter Keri.

CAREER PLAYING HIGHLIGHTS

- 14-year NBA veteran, playing for the Cleveland Cavaliers (1980-82) and the Detroit Pistons (1982-94)
- Four-time NBA All-Star (1983, 1984, 1985, 1987)
- Won back-to-back NBA Championships in 1989 and 1990 with the Detroit Pistons
- NBA rebounding leader in 1986 (Averaged 13.1 rpg)
- 19th player in NBA history to amass 10,000 career points and rebounds
- Posted a consecutive games played streak of 685, the fifth-longest in NBA history
- Finished his career with 13,790 points, 10,400 rebounds and 965 blocks.
- The Detroit Pistons all-time leader in rebounds.
- Had his #40 retired by the Detroit Pistons in 1995.
- Played collegiately at Notre Dame from 1975-79.



BILL LAIMBEER YEAR-BY-YEAR IN THE NBA

Season	Age	Tm	Pos	G	GS	MIN	FG	FGA	FG%	3FG	3FG%	FT	FTA	FT%	ORB	DRB	TRB	AVG.	AST	STL	BLK	TO	PF	PTS	AVG.	
1980-81	23	CLE	C	81	0	2460	337	670	.503	0	0	117	153	.765	266	427	693	8.6	216	56	78	132	332	791	9.8	
1981-82	24	TOT	C	80	34	1829	265	536	.494	4	13	184	232	.793	234	383	617	7.7	100	39	64	121	296	718	9.0	
1981-82	24	CLE	C	50	4	894	119	253	.470	3	6	93	120	.775	124	153	277	5.5	45	22	30	61	170	334	6.7	
1981-82	24	DET	C	30	30	935	146	283	.516	1	7	112	112	.813	110	230	340	11.3	55	17	34	60	126	384	12.8	
1982-83	25	DET	C	82	82	2871	436	877	.497	2	13	154	245	.790	282	711	993	12.1	263	51	118	176	320	1119	13.6	
1983-84	26	DET	C	82	82	2864	553	1044	.530	0	11	316	365	.866	329	674	1003	12.2	149	49	84	151	273	1422	17.3	
1984-85	27	DET	C	82	82	2892	595	1177	.506	4	18	222	244	.797	295	718	1013	12.4	154	69	71	129	308	1438	17.5	
1985-86	28	DET	C	82	82	2891	545	1107	.492	4	14	286	266	.834	305	770	1075	13.1	146	59	65	133	291	1360	16.6	
1986-87	29	DET	C	82	82	2854	506	1010	.501	6	21	286	245	.894	243	712	955	11.6	151	72	69	120	283	1263	15.4	
1987-88	30	DET	C	82	82	2897	455	923	.493	13	39	333	187	.874	165	667	832	10.1	199	66	78	136	284	1110	13.5	
1988-89	31	DET	C	81	81	2640	449	900	.499	30	86	349	178	.840	138	638	776	9.6	177	51	100	129	259	1106	13.7	
1989-90	32	DET	C	81	81	2675	380	785	.484	57	158	361	164	.854	166	614	780	9.6	171	57	84	98	278	981	12.1	
1990-91	33	DET	C	82	81	2668	372	778	.478	37	125	296	123	.837	173	564	737	9.0	157	38	56	98	242	904	11.0	
1991-92	34	DET	C	81	46	2234	342	727	.470	32	85	376	67	.893	104	347	451	5.6	160	51	54	102	225	783	9.7	
1992-93	35	DET	C	79	41	1933	292	574	.509	10	27	370	93	.894	110	309	419	5.3	127	46	40	59	212	687	8.7	
1993-94	36	DET	C	11	5	248	47	90	.522	3	9	333	11	.846	9	47	56	5.1	14	6	4	10	30	108	9.7	
Career				1068	861	33956	5574	11198	.498	202	619	.326	2440	2916	.837	2819	7581	10400	9.7	2184	710	965	1594	3633	13790	12.9

BILL LAIMBEER YEAR-BY-YEAR COACHING IN THE WNBA

Season	Team	Record	Postseason Record	Postseason Finish
2002	Detroit Shock	9-13 (.409)		
2003*	Detroit Shock	25-9 (.735)	6-2 (.750)	WNBA Champion
2004	Detroit Shock	17-17 (.500)	1-2 (.333)	Eastern Conference Semifinal
2005	Detroit Shock	16-18 (.471)	0-2 (.000)	Eastern Conference Semifinal
2006	Detroit Shock	23-11 (.676)	7-3 (.700)	WNBA Champion
2007	Detroit Shock	24-10 (.706)	6-5 (.546)	WNBA Finals
2008	Detroit Shock	22-12 (.647)	7-2 (.778)	WNBA Champion
2009	Detroit Shock	1-2 (.333)		
2013	New York Liberty	11-23 (.323)		
2014	New York Liberty	15-19 (.441)		
2015*	New York Liberty	23-11 (.676)	3-3 (.500)	Eastern Conference Finals
Overall		186-145 (.562)	30-19 (.612)	

*WNBA Coach of the Year

ASSISTANT COACH

HERB WILLIAMS

SECOND SEASON | OHIO STATE '81

CAREER HIGHLIGHTS

- Spent 18 seasons in the NBA, playing with the Indiana Pacers, Dallas Mavericks, Toronto Raptors and New York Knicks.
- Finished his NBA career with 11,944-career points (10.8 ppg), 6,509-career rebounds (5.9 rpg), and 1,605 blocks (1.5 bpg)
- Helped the Knicks reach the NBA Finals in 1994 and 1999
- Spent 11 seasons on the coaching staff with the New York Knicks (2003-14), twice serving as the team's interim head coach (2004, 2005)
- First round pick (14th Overall) by the Indiana Pacers in 1981

Williams begins his second season with the New York Liberty after joining Bill Laimbeer's staff prior to the 2015 season. He returned to Madison Square Garden after spending 13 seasons as a coach for the New York Knicks (2001-2014), which marked the longest tenure of any on-the-bench assistant coach in franchise history.

Included in Williams' coaching tenure is an overall mark of 17-27 as Knicks head coach. Succeeding Lenny Wilkens as Knicks headmaster on Jan. 22, 2005, Herb piloted New York for the remainder of the 2004-05 season, going 16-27. He also notched a 120-110 win over Orlando as interim coach on Jan. 14, 2004, prior to Wilkens' formal arrival. Herb has also served as head coach of the Knicks' entries in the 2003 Reebok Boston Summer Pro League and the 2004 LA Summer Pro League in Long Beach.

During his playing tenure, Williams was a force in New York's locker room as a leader both on and off the court. For three seasons (1996-97 through 1998-99), he served as Knicks tri-captain. His knowledge and leadership qualities made him a natural for his post-playing career.

As a Knick, Herb became a Garden fan favorite as Hall of Famer Patrick Ewing's primary back-up in the pivot as well as a guiding force off the court. His final on-court appearance – a scoreless minute in Game Five of The 1999 NBA Finals against San Antonio – made him the oldest Knick ever to appear in a game (41 years, four months, nine days).

Williams' longtime identification with the Knicks and the world's greatest basketball city was formally cited on Feb. 20, 2012, when he received the fourth annual "Dick McGuire Knicks Legacy Award," given annually to an individual whose contributions both on and off the court mirror those of the late, beloved Hall of Famer.

Williams' coaching tenure follows a distinguished playing career that spanned 18 seasons (1981-82 through 1998-99), just three shy of the all-time NBA record of 21 shared by Robert Parish and Kevin Willis. According to the Elias Sports Bureau, Herb is one of only nine players in NBA history to appear in a game following his 41st birthday, along with Parish, Willis, Kareem Abdul-Jabbar, Bob Cousy, Nat Hickey, Charles Jones, John Stockton and Dikembe Mutombo.



Indiana's first-round pick (14th overall) in the 1981 NBA Draft, the 6-foot-11 Williams averaged 10.8 points, 5.9 rebounds and shot .467 from the field for the Pacers, Mavericks, Raptors and Knicks. He scored 11,944 points in 1,102 career games. Herb played the first 7½ seasons of his career with Indiana, and is third in blocked shots (1,094; behind only Jermaine O'Neal and Rik Smits), seventh in games played (577), seventh in total minutes (18,455) and eighth in total rebounds (4,494) on the Pacers' all-time franchise lists. Williams spent virtually all of the final seven years of his playing career as a Knick, and was one of only two players (along with Ewing) to be a member of both of the Knicks' Eastern Conference Championship teams of 1994 and 1999. He originally signed with the Knicks as a free agent on Nov. 15, 1992. Williams was part of two separate trades (to Toronto on Feb. 18, 1996 and to Philadelphia on Feb. 19, 1998), but quickly returned to the Big Apple just days after both.



HERB WILLIAMS YEAR-BY-YEAR IN THE NBA

Season	Age	Tm	Pos	G	GS	MIN	FG	FGA	FG%	3FG	3FG%	FT	FTA	FT%	ORB	DRB	TRB	AVG.	AST	STL	BLK	TO	PF	PTS	AVG.
1981-82	23	IND	C	82	75	2277	407	854	.477	2	.286	126	188	.670	175	430	605	7.4	139	53	178	137	200	942	11.5
1982-83	24	IND	C	78	74	2513	580	1163	.499	0	.000	155	220	.705	151	432	583	7.5	262	54	171	229	230	1315	16.9
1983-84	25	IND	C	69	53	2279	411	860	.478	0	.000	207	295	.702	154	400	554	8.0	215	60	108	207	193	1029	14.9
1984-85	26	IND	C	75	70	2557	575	1211	.475	1	.111	224	341	.657	154	480	634	8.5	252	54	134	265	218	1375	18.3
1985-86	27	IND	C	78	74	2770	627	1275	.492	1	.083	294	403	.730	172	538	710	9.1	174	50	184	210	244	1549	19.9
1986-87	28	IND	PF	74	67	2526	451	939	.480	0	.000	199	269	.740	143	400	543	7.3	174	59	93	145	255	1101	14.9
1987-88	29	IND	C	75	37	1966	311	732	.425	0	.000	126	171	.737	116	353	469	6.3	98	37	146	119	244	748	10.0
1988-89	30	IND	C	46	46	1567	244	542	.450	0	.000	90	126	.714	87	309	396	8.6	88	31	80	108	156	578	12.6
1988-89	30	DAL	C	30	20	903	78	197	.396	0	.000	43	68	.632	48	149	197	6.6	36	15	54	41	80	199	6.6
1989-90	31	DAL	C	81	19	2199	295	665	.444	2	.222	108	159	.679	76	315	391	4.8	119	51	106	106	243	700	8.6
1990-91	32	DAL	C	60	36	1832	332	655	.507	0	.000	83	130	.638	86	271	357	6.0	95	30	88	113	197	747	12.5
1991-92	33	DAL	C	75	26	2040	367	851	.431	1	.167	124	171	.725	106	348	454	6.1	94	35	98	114	189	859	11.5
1992-93	34	NYK	C	55	0	571	72	175	.411	0	.000	14	21	.667	44	102	146	2.7	19	21	28	22	78	158	2.9
1993-94	35	NYK	C	70	3	774	103	233	.442	0	.000	27	42	.643	56	126	182	2.6	28	18	43	39	108	233	3.3
1994-95	36	NYK	C	56	3	743	82	180	.456	0	.000	23	37	.622	23	109	132	2.4	27	13	45	40	108	187	3.3
1995-96	37	TOR	C	1	0	31	3	8	.375	0	.000	0	0	.000	0	7	8	8.0	0	1	2	0	4	6	6.0
1995-96	37	NYK	PF	43	2	540	59	144	.410	1	.250	13	20	.650	14	68	82	1.9	27	13	31	22	75	132	3.1
1996-97	38	NYK	PF	21	2	184	18	46	.391	0	.000	3	4	.750	9	22	31	1.5	5	4	5	5	18	39	1.9
1997-98	39	NYK	PF	27	0	178	18	43	.419	0	.000	1	8	.125	6	23	29	1.1	4	6	9	5	34	37	1.4
1998-99	40	NYK	C	6	0	34	4	8	.500	0	.000	2	2	1.000	3	3	6	1.0	0	0	2	2	2	10	1.7
Career				1102	607	28484	5037	10781	.467	8	.095	1862	2675	.696	1624	4885	6509	5.9	1856	605	1605	1929	2876	11944	10.8



ASSOCIATE HEAD COACH

KATIE SMITH

THIRD SEASON | OHIO STATE '96

CAREER/COACHING HIGHLIGHTS

- Played 15 seasons in the WNBA, retiring in 2013 after playing one year with the New York Liberty
- Retired as the all-time scoring leader in women's professional basketball history with 7,885-career points and ranked second in WNBA history with 6,452 points
- Two-time WNBA Champion (2006, 2008) winning twice with the Detroit Shock
- Voted as one of the top-15 players in WNBA history
- Seven-time WNBA All-Star
- Three-time Olympic Gold Medalist (2000, 2004, 2008)

Katie Smith enters her third season as an assistant coach with the New York Liberty.

Smith spent the 2013 season – her final in the WNBA – with the Liberty, reuniting with Bill Laimbeer who she won two titles with as a member of the Detroit Shock (now Dallas). She retired after the 2013 campaign, finishing her 17-year playing career as the all-time leading scorer in women's professional basketball and second in WNBA history, scoring 7,885-career points as a professional and 6,452 in the WNBA.

A 15-year veteran of the WNBA, Smith was a seven-time All-Star and two-time First Team All-WNBA selection. She won WNBA Championships in 2006 and 2008 with the Shock, and in 2011 was voted one of the Top 15 Players in WNBA history. She ranks first in the WNBA in both three-point field goals made (906) and attempted (2,466), second in career points (6,452), fourth in free throws made (1,440) and 10th in all-time assists (1,258).

Smith is the all-time leading scorer in the history of U.S. women's professional basketball (ABL & WNBA) with 7,885 career points. Smith signed with the WNBA in 1999, joining Minnesota after a two-year stint in the ABL. In 2006, she became the only player to win a championship with both the ABL and WNBA, which was the same year she became the first player to win a WNBA All-Star game as a member of both the Eastern and Western Conference teams.

Her success also extended to the international level, having won three Olympic Gold Medals in 2000, 2004 and 2008, and the World Championships in 1998 and 2002.

Smith spent several seasons on the women's basketball staff at her alma mater Ohio State University. As a student-athlete for the Buckeyes, Smith helped guide her team to the NCAA championship game as a freshman, and went on to break the Big Ten scoring record for points scored in a career in men's or women's basketball. On Jan. 21, 2001, Ohio State honored her as the first female Buckeye athlete to have her number retired.



KATIE SMITH YEAR-BY-YEAR IN THE WNBA

Season	Team	G	GS	MIN	FG	FGA	FG%	3FG	3FGA	3FG%	FT	FTA	FT%	ORB	DRB	TRB	AVG.	AST	STL	BLK	TO	PF	PTS	AVG.
1999	MIN	30	29	971	113	292	.387	52	136	.382	72	94	.766	42	46	88	2.9	60	19	10	55	106	350	11.7
2000	MIN	32	32	1193	203	482	.421	88	232	.379	152	175	.869	28	65	93	2.9	90	44	7	76	71	646	20.2
2001	MIN	32	32	1234	204	519	.393	85	240	.354	246	275	.895	40	82	122	3.8	70	23	5	87	94	739	23.1
2002	MIN	31	31	1138	162	401	.404	62	188	.330	126	153	.824	24	68	92	3.0	79	32	7	70	87	512	16.5
2003	MIN	34	34	1185	208	455	.457	78	200	.390	126	143	.881	40	98	138	4.1	84	25	6	67	112	620	18.2
2004	MIN	23	23	800	137	318	.431	60	139	.432	98	109	.899	17	67	84	3.7	52	23	6	51	63	432	18.8
2005	TOT	36	32	1160	140	368	.380	53	159	.333	97	124	.782	23	60	83	2.3	87	30	5	71	73	430	11.9
2005	MIN	23	23	766	100	261	.383	35	104	.337	71	90	.789	12	43	55	2.4	61	25	2	54	46	306	13.3
2005	DET	13	9	394	40	107	.374	18	55	.327	26	34	.765	11	17	28	2.2	26	5	3	17	27	124	9.5
2006	DET	34	34	1137	123	302	.407	59	161	.366	93	102	.912	19	73	92	2.7	112	25	4	65	78	398	11.7
2007	DET	34	34	1166	128	355	.361	61	196	.311	133	157	.847	18	110	128	3.8	124	42	3	59	81	450	13.2
2008	DET	34	34	1152	157	410	.383	76	211	.360	110	124	.887	10	84	94	2.8	137	32	3	80	70	500	14.7
2009	DET	27	27	894	128	294	.435	57	132	.432	56	61	.918	13	50	63	2.3	76	21	2	62	69	369	13.7
2010	WAS	33	33	1016	109	276	.395	54	149	.362	42	55	.764	13	57	70	2.1	85	24	5	53	94	314	9.5
2011	SEA	34	3	853	88	223	.395	49	124	.395	30	35	.857	17	62	79	2.3	68	24	5	45	66	255	7.5
2012	SEA	34	31	919	77	187	.412	44	110	.400	31	37	.838	8	85	93	2.7	73	20	4	51	82	229	6.7
2013	NYL	34	30	904	76	203	.374	28	89	.315	28	33	.848	9	55	64	1.9	61	24	6	43	53	208	6.1
Career		482	439	15722	2053	5085	.404	906	2466	.367	1440	1677	.859	321	1062	1383	2.9	1258	408	78	935	1199	6452	13.4



DIRECTOR OF PLAYER DEVELOPMENT

TERESA WEATHERSPOON

SECOND SEASON | LOUISIANA TECH '88

CAREER/COACHING HIGHLIGHTS

- Was selected 10th overall by the New York Liberty in the inaugural WNBA Elite Draft in 1997
- Played eight seasons in the WNBA, the first seven with the Liberty, where she retired as the franchise's all-time leader in assists (1,306) and steals (453)
- Four-time All-WNBA Second-Team and two-time WNBA Defensive Player of the Year (1997, 1998)
- Inducted into the Women's Basketball Hall of Fame in 2010.
- Won an Olympic Gold Medal in the 1988 Olympic Games in Seoul, South Korea, and a Bronze Medal in 1992 in Barcelona, Spain
- Spent six seasons as the head women's basketball coach at her alma mater Louisiana Tech, leading the Lady Techsters to back-to-back NCAA Tournament berths (2010, 2011).
- Coached the Westchester Phantoms of the ABA in 2007
- In 2011, was voted as one of the Top-15 players in WNBA history

A Liberty legend, Teresa Weatherspoon joined the New York Liberty in the WNBA's inaugural season in 1997 after being selected 10th overall in the inaugural WNBA Elite Draft. A four-time All-Star, she helped guide New York to four WNBA Finals appearances (1997, 1999, 2000, 2002) and was inducted into the Liberty Ring of Honor in 2011.

Weatherspoon was a four-time All-WNBA Second Team selection and two-time Defensive Player of the Year (1997, 1998) during her eight-year career, averaging 5.0 points, 3.1 rebounds and 5.3 assists per game.

She is the Liberty's all-time leader in assists (1,306) and steals (453), and ranks ninth in WNBA history in assists and 19th in steals.

Following seven seasons with the Liberty, Weatherspoon signed with the Los Angeles Sparks in 2004, retiring at the end of the season.

Named one of the Top-15 players in WNBA history, she was also the first player in the league to post 1,000 points and 1,000 assists for her career. Orchestrating what may be the most remarkable play in WNBA history, Weatherspoon hit a shot from midcourt as time expired in game two of the 1999 WNBA Finals against the Houston Comets, staving off elimination for the Liberty and forcing a decisive third game to decide the championship.

A 2010 inductee into the Women's Basketball Hall of Fame, Weatherspoon enjoyed an equally decorated collegiate career, leading the Louisiana Tech Lady Techsters to a National Championship in 1988. A two-time All-American, she won the Wade Trophy (National Player of the Year) and was a Gold medalist at the 1988 Olympics in Seoul, South Korea, and won a Bronze medal at the 1992 Olympic Games in Barcelona, Spain.

Weatherspoon began her coaching career as the head coach of the Westchester Phantoms of the American Basketball Association in 2007. In 2008, she joined the coaching staff of Louisiana Tech, where she was the head coach from 2008-2014, leading her alma mater to three postseason berths, including back-to-back Western Athletic Conference titles and NCAA Tournament berths in 2010 and 2011.

After serving as a consultant with the New York Liberty during the 2014 WNBA season, she joined the coaching staff as the first Director of Player Development in franchise history for 2015. As the Director of Player Development, Weatherspoon focuses on court instruction, individual workouts with Liberty players, and scouting opponents.

TERESA WEATHERSPOON YEAR-BY-YEAR IN THE WNBA

Season	Team	G	GS	MIN	FG	FGA	FG%	3FG	3FGA	3FG%	FT	FTA	FT%	ORB	DRB	TRB	AVG.	AST	STL	BLK	TO	PF	PTS	AVG.
1997	NYL	28	28	924	64	137	.467	3	35	.086	65	100	.650	25	91	116	4.1	172	85	2	94	72	196	7.0
1998	NYL	30	30	1002	73	188	.388	16	49	.327	42	69	.609	20	100	120	4.0	191	100	0	96	85	204	6.8
1999	NYL	32	32	1086	80	190	.421	31	82	.378	38	56	.679	22	82	104	3.3	205	78	3	80	91	229	7.2
2000	NYL	32	32	1078	67	153	.438	11	44	.250	60	81	.741	16	93	109	3.4	205	65	5	86	85	205	6.4
2001	NYL	32	32	974	72	167	.431	10	26	.385	53	79	.671	29	89	118	3.7	203	55	4	81	83	207	6.5
2002	NYL	32	32	954	39	114	.342	2	20	.100	28	54	.519	23	63	86	2.7	181	42	3	78	88	108	3.4
2003	NYL	34	34	824	37	96	.385	0	4	.000	24	32	.750	19	78	97	2.9	149	28	5	62	60	98	2.9
2004	LAS	34	0	292	8	25	.320	1	3	.333	0	0	.000	6	23	29	0.9	32	12	1	26	27	17	0.5
Career		254	220	7134	440	1070	.411	74	263	.281	310	471	.658	160	619	779	3.1	1338	465	23	603	591	1264	5.0





CHIEF MEDICAL OFFICE & VP, PLAYER CARE
DR. LISA CALLAHAN

Dr. Lisa Callahan is currently in her 12th season overseeing the medical staffs of both the New York Knicks and Liberty. She was named Chief Medical Officer and Vice President, Player Care in for MSG Sports in 2013, adding the NHL's New York Rangers, the NBA D-League's Westchester Knicks and the AHL's Hartford Wolf Pack, after serving as Director, Player Care since September 2004.

Named one of the city's Best Doctors in New York Magazine's 14th annual Best Doctors issue in June 2011, she has also appeared on Castle Connelly's list of the Best Sports Doctors in the metropolitan area and Who's Who in American Medicine. Dr. Callahan was named the 2014 Physician of the Year, an annual honor recognizing an NBA team physician for exceptional service to their respective team, NBA, and NBATA, as voted by members of the National Basketball Athletic Trainers Association (NBATA).

Dr. Callahan was co-founder and medical director of the Women's Sports Medicine Center at the Hospital for Special Surgery in Manhattan, rated the Northeast's top orthopedic facility for 22-consecutive years (and best in the nation for three-straight years) by U.S. News and World Report. She was founding director of the Primary Care Sports Medicine Fellowship Program at the Hospital for Special Surgery. Dr. Callahan has a wealth of experience in the medical field, serving as a team physician for the NFL Giants, WUSA New York Power and at Stanford University and San Jose State University. In addition to Knicks duties, she also serves as associate professor of clinical medicine at the Weill Medical College of Cornell University. Dr. Callahan has completed two terms on the board of directors of the American Medical Society for Sports Medicine.

A native of North Carolina, Dr. Callahan was an Alumni Honors Scholar at East Carolina University, earning a bachelor's degree (magna cum laude) in 1983 and a medical degree in 1987. She received Distinguished Alumnus of the Year honors from East Carolina in 2006. Dr. Callahan was Author of *The Fitness Factor: Every Woman's Key to a Lifetime of Health and Well-Being* (Lyons Press, 2002), and contributing editor and columnist for *Self* magazine. An avid skier, weightlifter and road and off-road cyclist, Dr. Callahan and her husband Mark live in Manhattan.



TEAM PHYSICIAN
DR. JO HANNAFIN

Dr. Hannafin is board certified in orthopedic surgery/sports medicine. She is an Attending Orthopedic Surgeon and Director of Orthopedic Research at the Hospital for Special Surgery and a Professor of Orthopedic Surgery at Weill Medical College of Cornell University. Dr. Hannafin was a USOC physician for the 2004 Olympic Games in Athens, Greece, U.S. team physician at the 2003 Pan American Games in the Dominican Republic, and an event physician at the 1996 Atlanta Olympic Games. Dr. Hannafin was also a team physician for the WUSA New York Power from 2000-2003 and an Assistant Team Physician to the NY Mets from 1992-1996. She has been team physician to the U.S. Rowing Team since 1994 and is a member of the FISA Medical Commission. Dr. Hannafin has been repeatedly honored as one of The Best Doctors in America.

Dr. Hannafin earned a Bachelor of Science in Aquatic Biology from Brown University in 1977 and fulfilled MD and PhD degrees at Albert Einstein College of Medicine in the Bronx. She completed an orthopedic surgery residency at Montefiore Medical Center and a sports medicine and shoulder fellowship at the Hospital for Special Surgery.

Dr. Hannafin currently resides in Greenwich, CT.



TEAM PHYSICIAN
DR. MARCI GOOLSBY

Marci Goolsby, MD, is board certified in Family Medicine with a subspecialty of Sports Medicine. She is an assistant attending physician in the Women's Sports Medicine Center at Hospital for Special Surgery, and is on faculty at Weill Cornell Medical College. She attended Texas A&M University for medical school and trained in Family Medicine and Sports Medicine at the University of California Los Angeles, where she served as team physician for the UCLA's women's basketball, women's volleyball, softball, and baseball teams. As a prior basketball player at University of California San Diego, she is enjoying being back with the sport she loves.

2016 NEW YORK LIBERTY ROSTER

ALPHABETICAL

No.	Name	Pos	Ht.	Wt.	DOB	College/COUNTRY	Exp.
15	Brittany Boyd	G	5-9	156	06/11/1993	California	1
2	Adut Bulgak	C	6-4	156	12/20/1992	Florida State	R
32	Swin Cash	F	6-1	171	09/22/1979	Connecticut	14
31	Tina Charles	C	6-4	186	12/05/1988	Connecticut	6
12	Lindsey Harding	G	5-8	139	06/12/1984	Duke	8
10	Epiphanny Prince*	G	5-9	179	01/11/1988	Rutgers	6
14	Sugar Rodgers	G	5-9	166	12/08/1989	Georgetown	3
5	Shoni Schimmel	G	5-9	161	03/04/1992	Louisville	2
41	Kiah Stokes	C	6-3	191	03/30/1993	Connecticut	1
8	Carolyn Swords	C	6-6	209	07/19/1989	Boston College	4
30	Tanisha Wright	G	5-11	165	11/29/1983	Penn State	11
17	Amanda Zahui B.	C	6-5	250	09/08/1993	Minnesota	1
1	Shavonte Zellous	G	5-10	188	08/28/1986	Pittsburgh	7

Head Coach	Bill Laimbeer
Team President	Isiah Thomas
SVP, Business & Basketball Operations	Kristin Bernert
Associate Head Coach	Katie Smith
Assistant Coach	Herb Williams
Director of Player Development and Liberty Academy	Teresa Weatherspoon
Head Athletic Trainer	Rosemary Ragle
Chief Med Off & VP, Player Care	Dr. Lisa Callahan
Team Physician	Dr. Jo A. Hannafin
Team Physician	Dr. Marci Goolsby

NUMERICAL

No.	Name	Pos	Ht.	Wt.	DOB	College/COUNTRY	Exp.
1	Shavonte Zellous	G	5-10	188	08/28/1986	Pittsburgh	7
2	Adut Bulgak	C	6-4	156	12/20/1992	Florida State	R
5	Shoni Schimmel	G	5-9	161	03/04/1992	Louisville	2
8	Carolyn Swords	C	6-6	209	07/19/1989	Boston College	4
10	Epiphanny Prince*	G	5-9	178	01/11/1988	Rutgers	6
12	Lindsey Harding	G	5-8	139	06/12/1984	Duke	8
14	Sugar Rodgers	G	5-9	166	12/08/1989	Georgetown	3
15	Brittany Boyd	G	5-9	156	06/11/1993	California	1
17	Amanda Zahui B.	C	6-5	250	09/08/1993	Minnesota	1
30	Tanisha Wright	G	5-11	165	11/29/1983	Penn State	11
31	Tina Charles	C	6-4	186	12/05/1988	Connecticut	6
32	Swin Cash	F	6-1	171	09/22/1979	Connecticut	14
41	Kiah Stokes	C	6-3	191	03/30/1993	Connecticut	1

*Suspended for start of 2016 season.


HOW THE LIBERTY WAS BUILT

WNBA DRAFT

Adut Bulgak	First round pick in the 2016 WNBA Draft, 12th overall selection.
Brittany Boyd	First round pick in the 2015 WNBA Draft, ninth overall selection.
Kiah Stokes	First round pick in the 2015 WNBA Draft, 11th overall selection.

SIGNINGS

Swin Cash	Signed on May 24, 2016
Lindsey Harding	Signed on April 18, 2016.
Carolyn Swords	Signed on February 2, 2015.
Tanisha Wright	Signed on February 2, 2015.
Shavonte Zellous	Signed on February 1, 2016.



GUARD
#15 BRITTANY BOYD

SECOND SEASON | CALIFORNIA '15 | RICHMOND, CALIF. | 5-9 | BORN JUNE 11, 1993

BRITTANY BOYD REGULAR SEASON YEAR-BY-YEAR

Season	Team	G	GS	MIN	FG	FGA	FG%	3FG	3FGA	3FG%	FT	FTA	FT%	ORB	DRB	TRB	AVG.	AST	STL	BLK	TO	PF	PTS	AVG.
2015	NYL	30	4	430	59	151	.391	8	30	.267	72	101	.713	17	64	81	2.7	70	35	2	48	58	198	6.6
CAREER		30	4	430	59	151	.391	8	30	.267	72	101	.713	17	64	81	2.7	70	35	2	48	58	198	6.6

CAREER TRANSACTIONS: Selected by the New York Liberty in the First Round of the 2015 WNBA Draft, ninth overall selection.

CAREER HIGHLIGHTS:

- Drafted in the first round (ninth overall) by the New York Liberty in the 2015 WNBA Draft
- Named to the WNBA All-Rookie Team in 2015.
- Led all rookies in steals per game (1.1 spg) and ranked sixth amongst first-year players in scoring (6.6 ppg) as a rookie in 2015.

2015: Named to the 2015 WNBA All-Rookie Team... Appeared in 30 games and started 4... Missed the final four games of the regular season and all of the playoffs due to a wrist injury... Averaged 6.6 points, 2.7 rebounds, 2.3 assists, 1.2 steals, and 14.3 minutes per game... Led all rookies in steals per game, and ranked 6th amongst first-year players in scoring and fourth in assists... Ranked 25th in league assists per game 2.3 and 15th for 1.2 steals per game... Posted 8 games scoring in double figures and topped 20 points twice... Had a season and career high of 22 points against Tulsa (8/15)... Had a season high of 6 rebounds with 7 points in a win at Chicago (8/7)... Led the Liberty with 18 points in a win at Atlanta (6/21) becoming the first New York rookie to lead both teams in scoring since Becky Hammon on Aug. 19, 1999... Had three steals in the final 2:41 and scored 13 points to help lead the Liberty to a comeback win at Phoenix (7/18)... Made 1st WNBA start as point guard vs. Indiana (6/9) and dished out 5 assists.

CAREER HIGHS

PTS	22	vs. Tulsa (8/15/15)
FGM	6	vs. Tulsa (8/15/15)
FGA	11	2x, last vs. Tulsa (8/15/15)
3FGM	2	vs. Tulsa (8/15/15)
3FGA	5	vs. Tulsa (8/15/15)
FTM	8	vs. Tulsa (8/15/15)
FTA	11	at Indiana (8/23/15)
OREB	3	vs. Indiana (6/19/15)
DREB	6	at Chicago (8/07/15)
REB	6	2x, last at Indiana (8/23/15)
AST	6	at Indiana (8/23/15)
STL	4	2x, last at San Antonio (8/19/15)
TO	6	at Atlanta (6/21/15)
BLK	2	at Atlanta (6/21/15)
MIN	26	2x, last vs. Indiana (6/19/15)

COLLEGE: Earned a 2015 AP All-American (2nd Team) selection as a senior with the University of California... 2015 Pac-12 All-Defensive Team... 2015 WBCA All-Region... Named to the All-Pac 12 Team and All-Pace 12 Defensive Team three years in a row (2013, 2014, 2015)... Averaged 13.4 points, 7.7 rebounds, and 6.8 assists per game in collegiate career... One of four players in the country named to the midseason lists for the Wade Trophy, Naismith Trophy, Wooden Award, Nancy Lieberman Award and the Dawn Staley Award... One of just three players in the country to average at least 14 points, 6 rebounds and 5 assists with her 14.5 points, 6.8 rebounds, 5.8 assists and 2.9 steals per game... First player in Pac-12 history to reach career totals of 1,400 points, 700 rebounds, 600 assists, and 300 steals.

PERSONAL: Grew up in Richmond, California and attended Berkeley High School... Was the No. 38 overall prospect and No. 8 point guard according to ESPN HoopGurl... was invited to the USA Basketball U18 National Team Trials in 2010 and also earned first team All-State honors that year... Named All-Metro by the San Francisco Chronicle and First-Team All-East Bay by the Contra Costa Times.

2015 GAME-BY-GAME STATISTICS

PRESEASON

Opponent	Date	MIN	FGM	FGA	FG%	3PM	3PA	3P%	FTM	FTA	FT%	OR	DR	REB	AST	STL	BLK	TO	PF	PTS	+/-
vs. Chicago	5.22	18:44	2	10	.200	0	1	.000	3	4	.750	1	1	2	2	1	0	3	1	7	-14
ATLANTA	5.27	12:01	2	6	.333	0	1	.000	0	0	.000	1	3	4	2	0	0	2	0	4	-18
At Minnesota	6.1	18:22	2	9	.222	1	2	.500	2	4	.500	0	5	5	4	1	0	3	1	7	-3

REGULAR SEASON

ATLANTA	6.5	19:30	4	7	.571	0	2	.000	6	6	1.000	1	3	4	3	4	0	3	4	14	12
@ Washington	6.6	14:44	1	5	.200	0	1	.000	0	0	.000	0	3	3	3	0	0	2	3	2	-3
INDIANA	6.9	26:25	3	7	.429	0	0	.000	2	2	1.000	0	1	1	5	0	0	4	2	8	5
PHOENIX	6.11	21:52	3	10	.300	0	0	.000	1	1	1.000	0	5	5	3	2	0	1	2	7	10
WASHINGTON	6.14	24:54	2	8	.250	0	2	.000	7	7	1.000	2	3	5	3	2	0	5	3	9	-2
INDIANA	6.19	25:52	4	11	.364	1	3	.333	2	2	1.000	3	2	5	2	2	0	2	4	11	1
@ Atlanta	6.21	24:02	5	10	.500	1	2	.500	7	8	.875	1	4	5	2	2	2	6	3	18	11
@ Tulsa	6.26	9:29	1	1	1.000	0	0	.000	1	2	.500	0	2	2	2	1	0	1	4	3	4
LOS ANGELES	6.28	14:57	2	5	.400	0	1	.000	0	2	.000	1	1	2	2	0	0	1	2	4	-1
@ Chicago	6.30	8:30	2	3	.667	0	1	.000	2	2	1.000	0	3	3	2	0	0	1	0	6	8
@ Washington	7.9	4:55	0	0	.000	0	0	.000	0	0	.000	0	0	0	0	0	0	1	0	0	1
@ Atlanta	7.12	18:34	3	4	.750	1	1	1.000	3	10	.300	1	4	5	2	2	0	1	2	10	9
SAN ANTONIO	7.15	14:21	1	4	.250	0	0	.000	2	2	1.000	0	2	2	2	2	0	2	4	4	4
CONNECTICUT	7.16	11:07	2	7	.286	0	1	.000	2	4	.500	0	4	4	2	1	0	1	0	6	-4
@ Phoenix	7.18	14:32	3	6	.500	0	0	.000	7	10	.700	0	2	2	1	3	0	1	3	13	0
@ Seattle	7.21	10:32	0	1	.000	0	0	.000	1	2	.500	0	1	1	3	0	0	2	1	1	-2
@ Los Angeles	7.22	11:26	0	3	.000	0	2	.000	0	0	.000	0	3	3	2	1	0	1	1	0	6
@ Indiana	7.29	4:46	0	0	.000	0	0	.000	0	0	.000	0	0	0	0	1	0	2	0	0	-7
SEATTLE	8.2	9:41	0	7	.000	0	1	.000	0	0	.000	1	1	2	3	1	0	0	1	0	-11
@ Chicago	8.7	12:45	2	5	.400	0	1	.000	3	6	.500	0	6	6	2	2	0	0	5	7	10
CHICAGO	8.11	8:19	1	2	.500	1	1	1.000	2	2	1.000	0	1	1	3	2	0	0	3	5	2
@ Connecticut	8.14	6:11	1	2	.500	0	0	.000	0	0	.000	0	0	0	1	1	0	0	0	2	5
TULSA	8.15	24:45	6	11	.545	2	5	.400	8	10	.800	2	1	3	3	1	0	2	3	22	9
@ San Antonio	8.19	13:43	4	7	.571	0	0	.000	2	2	1.000	1	1	2	4	4	0	2	2	10	16
ATLANTA	8.21	19:34	3	4	.750	1	2	.500	0	0	.000	1	4	5	4	0	0	1	1	7	8
@ Indiana	8.23	21:45	4	9	.444	0	1	.000	6	11	.545	2	4	6	6	0	0	1	1	14	5
MINNESOTA	8.28	8:22	0	3	.000	0	1	.000	2	2	1.000	0	2	2	2	0	0	2	1	2	-4
@ Connecticut	8.29	9:44	1	2	.500	0	0	.000	2	2	1.000	0	0	0	1	2	0	2	0	4	12
ATLANTA	9.1	7:27	2	4	.500	1	1	1.000	0	0	.000	0	0	0	0	0	0	1	1	5	-11
CHICAGO	9.3	7:16	0	3	.000	0	1	.000	4	6	.667	1	1	2	2	1	0	1	1	4	-3
@ Minnesota	9.6				DNP																
CONNECTICUT	9.9				DNP																
WASHINGTON	9.11				DNP																
@ Indiana	9.13				DNP																

EASTERN CONFERENCE SEMIFINALS

WASHINGTON	9.18				DNP																
at Washington	9.20				DNP																
WASHINGTON	9.22				DNP																

EASTERN CONFERENCE FINALS

INDIANA	9.23				DNP																
at Indiana	9.27				DNP																
INDIANA	9.29				DNP																

CENTER

#2 ADUT BULGAK

FIRST SEASON | FLORIDA STATE | EDMONTON, ALBERTA | 6-4 | BORN DEC. 20, 1992



ADUT BULGAK YEAR-BY-YEAR (FLORIDA STATE)

Season	Team	G	GS	MIN	FG	FGA	FG%	3FG	3FGA	3FG%	FT	FTA	FT%	ORB	DRB	TRB	AVG.	AST	STL	BLK	TO	PF	PTS	AVG.
2013-14	FSU	35	35	956	162	329	.492	25	75	.333	83	110	.755	113	219	332	9.5	15	27	54	67	90	432	12.3
2014-15	FSU	33	33	850	156	324	.481	29	82	.354	78	111	.703	98	161	259	7.8	39	24	34	80	77	419	12.7
CAREER		68	68	1806	318	653	.487	54	157	.344	161	221	.729	211	380	591	8.7	54	51	88	147	167	851	12.5

CAREER TRANSACTIONS: Selected by the New York Liberty in the First Round of the 2016 WNBA Draft, 12th overall selection

COLLEGE: Overall in just two seasons at FSU, Bulgak left an enormous imprint on the program by being one of just three players to earn All-America status multiple times... As a Senior in the 2015-16 season: 2016 WBCA Honorable Mention All-American... WBCA All-Region honoree... Senior CLASS Second Team All-American... All-ACC Second Team... 2016 All-ACC Second Team (Coaches)... 2016 Senior CLASS Award finalist... 2016 Naismith Trophy Watch List... Wade Watch List... John R. Wooden Preseason Top 30... ACC Player of the Week (Nov. 23, 2015)... 2015-16 AP Preseason All-American... 2015-16 Preseason All-ACC Team. As a Junior in the 2014-15 season: Team MVP... WBCA Honorable Mention All-American... Associated Press Honorable Mention All-American... WBCA All-Region... All-ACC First Team (Blue Ribbon Panel and ACC Coaches)... Cancun Challenge All-Tournament Team... At Trinity Valley Community College (2012-14) Women's Basketball Coaches Association NJCAA Division I Player of the Year in 2014... Two-time NJCAA All-American... Earned WBCA/JUCO Freshman of the Year honors in her 2012-13 campaign.

INTERNATIONAL: Guided the Canadian National Development Team to a Silver Medal at the World University Games in Gwangju, South Korea, in 2015... Helped the Canada Senior Women's National B Team earn a championship in the William Jones Cup in Taiwan in the summer 2014.

PERSONAL: Born Dec. 20, 1992... Daughter of Ayen Alith... Majoring in sociology... Favorite movie is Love and Basketball... Favorite recording artist is The Weeknd... Loves pecan praline ice cream... Can speak three languages - English, Arabic and Dinka... Career ambition is to be a lawyer... Also played volleyball and track in high school... Listens to Boyz II Men and The Weeknd on her iPod... TV channel she watches the most is VH1... Loves her national championship rings from her JUCO title in 2013-14 at Trinity Valley Community College... Needs to chew gum before a game and cannot warm up in her jersey before a game... Has two sisters and four brothers.



FORWARD

#32 SWIN CASH

15TH SEASON | CONNECTICUT '02 | MCKEESPORT, PA. | 6-1 | BORN SEPT. 22, 1979

SWIN CASH REGULAR SEASON YEAR-BY-YEAR

Season	Team	G	GS	MIN	FG	FGA	FG%	3FG	3FG	3FG%	FT	FTA	FT%	ORB	DRB	TRB	AVG.	AST	STL	BLK	TO	Pf	PTS	AVG.
2002	DET	32	32	1079	144	353	.408	13	63	.206	173	227	.762	77	145	222	6.9	86	37	31	100	85	474	14.8
2003	DET	33	33	1097	195	430	.453	12	40	.300	146	214	.682	65	128	193	5.8	119	43	23	108	76	548	16.6
2004	DET	32	32	1105	180	384	.469	8	23	.348	158	219	.721	78	130	208	6.5	135	44	29	81	84	526	16.4
2005	DET	21	21	458	48	126	.381	2	10	.200	21	32	.656	42	46	88	4.2	43	12	6	47	44	119	5.6
2006	DET	34	34	990	124	323	.384	1	13	.077	109	143	.762	63	105	168	4.9	106	20	11	88	8	358	10.5
2007	DET	31	31	959	126	307	.410	0	3	.000	92	121	.760	54	135	189	6.1	79	19	13	81	70	344	11.0
2008	SEA	31	28	927	114	293	.389	1	8	.125	122	158	.772	46	121	167	5.4	58	21	32	69	72	351	11.3
2009	SEA	32	29	1094	139	355	.392	10	31	.323	102	128	.797	62	152	214	6.7	82	28	16	91	98	390	12.2
2010	SEA	34	34	1046	161	370	.435	35	86	.407	113	140	.807	65	138	203	5.9	68	19	17	98	106	470	13.8
2011	SEA	34	34	1128	151	381	.396	35	123	.285	115	136	.846	52	182	234	6.9	81	32	21	94	10	452	13.3
2012	CHI	34	34	1021	126	343	.367	32	114	.281	75	98	.765	55	142	197	5.8	79	34	17	94	81	359	10.5
2013	CHI	34	34	961	118	284	.415	17	63	.270	64	75	.853	43	148	191	5.6	74	31	20	64	101	317	9.3
2014	ATL	17	1	149	10	43	.233	0	9	.000	6	15	.400	2	14	16	1.0	12	6	3	13	21	26	1.5
2014	NYL	15	4	240	23	65	.354	1	10	.100	20	24	.833	12	32	44	2.9	21	6	2	22	22	67	4.5
2015	NYL	34	28	592	53	141	.376	8	34	.235	40	55	.727	23	59	82	2.4	47	9	3	37	49	154	4.5
CAREER		448	409	12846	1712	4198	.408	175	630	.278	1356	1785	.760	739	1677	2416	5.4	1090	361	244	1087	1094	4955	11.0

SWIN CASH POSTSEASON YEAR-BY-YEAR

Season	Team	G	GS	MIN	FG	FGA	FG%	3FG	3FG	3FG%	FT	FTA	FT%	ORB	DRB	TRB	AVG.	AST	STL	BLK	TO	Pf	PTS	AVG.
2003	DET	8	8	289	43	104	.413	2	10	.200	42	52	.808	24	27	51	6.4	35	4	5	28	21	130	16.3
2005	DET	2	2	51	4	13	.308	0	1	.000	8	11	.727	5	4	9	4.5	7	3	2	4	4	16	8.0
2006	DET	10	10	265	29	80	.363	0	3	.000	18	25	.720	19	42	61	6.1	32	3	3	22	22	76	7.6
2007	DET	11	11	277	41	91	.451	0	3	.000	13	23	.565	16	26	42	3.8	18	5	2	18	23	95	8.6
2008	SEA	3	0	44	4	12	.333	0	1	.000	0	0	.000	3	8	11	3.6	2	1	2	3	3	8	2.7
2009	SEA	3	3	116	19	39	.487	4	10	.400	21	25	.840	6	10	16	5.3	5	7	3	6	10	63	21.0
2010	SEA	7	7	220	39	77	.506	13	26	.500	22	28	.786	9	25	34	4.9	21	9	5	22	21	113	16.1
2011	SEA	3	3	96	8	24	.333	2	7	.286	3	4	.750	8	18	26	8.6	6	3	2	4	7	21	7.0
2013	CHI	2	2	55	2	6	.333	0	3	.000	7	8	.875	0	3	3	1.5	2	3	1	2	5	11	5.5
2015	NYL	6	6	38	6	19	.316	1	5	.200	10	14	.714	4	14	18	3.0	10	5	3	7	10	23	3.8
CAREER		55	52	1451	195	465	.419	22	69	.319	144	190	.758	94	177	271	4.9	138	43	28	116	126	556	10.1

CAREER TRANSACTIONS: Selected by the Detroit Shock in the First Round of the 2002 WNBA Draft, second overall selection. . . Traded to the Seattle Storm in exchange for the No. 4 overall pick in the 2008 WNBA Draft on Feb. 19, 2008. . . Traded to the Chicago Sky in exchange for the No. 2 overall pick in the WNBA Draft on Jan. 2, 2012. . . Traded to the Atlanta Dream along with a 2015 third round pick in exchange for Courtney Clements and a 2015 second round pick on May 7, 2014. . . Traded to the New York Liberty in exchange for DeLisha Milton-Jones on July 9, 2014.

CAREER HIGHLIGHTS:

- Three-time WNBA Champion (2003, 2006, 2010)
- Won two Olympic Gold Medals for Team USA (Athens 2004, London 2012)
- Four-time WNBA All-Star selection (2003, 2005, 2009, 2011)
- Two-time WNBA All-Star game MVP (2009, 2011)
- 2003 and 2004 All-WNBA Second Team
- 2011 WNBA All-Defensive Second Team
- Ranks seventh in WNBA history in career free throws (1,356), eighth in games started (409), seventh in minutes (12,849), 10th in rebounds (2,416), 7th in games played (448), 14th in scoring (4,955), 15th in assists (1,090), 18th in field goals (1,712) and 21st in blocks (244)
- Averaging 11.1 points, 5.4 rebounds and 2.4 assists in 14 seasons in the WNBA
- Has appeared in 55 career postseason games.

2015: Appeared in 34 games and started 28... Averaged 4.5 points, 2.4 rebounds and 1.4 assists per game... Five games scoring in double figures... Playoff averages of 3.8 points, 3.0 rebounds and 1.7 assists per game... Season high of 15 points on 6-of-8 shooting with a pair of steals in a win over Atlanta in the season opener... Nailed a clutch three with 40 seconds to go vs. Phoenix (6/11) which sealed a win; scored 7 points with 2 assists and 2 rebounds... Led New York with 8 rebounds and moved past Tully Bevilaqua for eighth in WNBA history in all-time games played (426) in a win over San Antonio (7/15)... Tied for the team lead by dishing out a season-high 7 assists in a win at Minnesota (9/6)... Scored 10 points with 5 rebounds and 4 assists in game one of the Eastern Conference Semifinals against Washington (9/18).

2014: Appeared in 32 games, playing 17 to start the season with Atlanta... Acquired in a trade with Atlanta on July 9... Played final 15 games with New York... Averaged 2.9 points per game... Scored a season-high 12 points at Washington (8/16)... Grabbed six rebounds at Los Angeles (7/23)... Recorded six assists against Indiana (8/17).

2013: Started all 34 games... Averaged 9.3 points, 5.6 rebounds and 2.2 assists per game... Scored in double figures 15 times... Had season high 19 points on July 12 at Connecticut... Moved into seventh place in WNBA history in free throws made on June 20 at Tulsa... Moved into 15th place in WNBA history for career points on June 26 vs. New York... Became the 17th player in the WNBA history to reach 1,000 career assists... Became just the second player in the WNBA history to reach 4,500 career points, 2,000 career rebounds and 1,000 career assists... Awarded the Kim Perrot Sportsmanship Award.

2012: Started all 34 games... Led the team in minutes played (1,021)... Second on team in minutes per game (30.0 min)... Averaged 10.6 points and 5.8 rebounds per game... Second a season-high 23 points with a career-high five three-point field goals at Los Angeles on September 13... Posted 21 points and tied career high with 15 rebounds at Connecticut on September 9... Had a season high four blocks on August 21 against New York... Third on team in total points (359)... Scored in double digits 20 times... Averaged 7.5 rebounds in final 13 games... Notched 2,000th career rebound on August 26 in win at Connecticut... Won Olympic gold as part of the 2012 U.S. Women's Olympic Basketball team.

2011: Led the team in rebounds 20 times... Reached double figures in points 22 times... Earned fifth all-time Conference Player of the Week award for games played June 27-July 3... Posted 25 points and nine rebounds and was a perfect 12-for-12 at the free throw line in a 75-70 loss at Connecticut on July 1... Followed that with 19 points, seven boards and two assists to lead Seattle in a 73-63 victory at Washington... Represented the Storm in her third appearance as an All-Star game starter... Named All-Star MVP for the second consecutive time for her 21 points and 12 rebounds... Passed the 4,000-point plateau when she scored 14 points while adding 12 boards at San Antonio, Sept. 3... 2011 Playoffs: Recorded a double-double with 10 points and 11 rebounds in Game 1 of the Western Conference semifinals vs. Phoenix... Led the team in rebounds (10) vs. Phoenix, in Game 2 and was one point shy of another double-double.

2010: Averaged 13.8 ppg, 6.0 rpg, 2.0 apg and 30.8 mpg in 34 games... Member of the USA Basketball team in the 2010 WNBA vs. USA Basketball: The Stars at the Sun contest... Scored a season-high 24 points vs. Minnesota on May 19... Ranked 15th in the WNBA in rebounds per game, 18th in scoring and eighth in three-point goal percentage... Led the team in scoring seven times and in rebounds six times... Scored 20-plus points five times and 10-plus points 29 times... Pulled down 10-plus rebounds three times... Posted four double-doubles... Scored her 3,500th career point on August 5 vs. Connecticut... Started all 34 games... 2010 Playoffs: Averaged 16.1 ppg, 4.9 rpg, 3.0 apg and 31.4 mpg in seven games.

2009: Averaged 12.2 ppg, 6.7 rpg, 2.9 apg and 34.2 mpg... Voted as a starter to the WNBA All-Star Game for the second time in her career - her third All-Star appearance overall... Became just the third player in WNBA history to start for both the Eastern and Western Conference teams (Becky Hammon and Dawn Staley)... Reached the 3,000 career-point milestone at Atlanta on Aug. 15, becoming the 29th player in WNBA history to achieve the mark and the second from the 2002 Draft class... Finished the season ranked fifth in the WNBA in minutes played per game (34.2) and 12th in total rebounds (214)... Led the team in scoring three times and in rebounds 12 times... Scored 20-plus points once and 10-plus points 23 times... Pulled down 10-plus rebounds five times... Recorded three double-doubles... Started in 29 of 32 games played... Finished third on the team in points per game (12.2) and rebounds per game (6.7)... Finished second on the team in minutes (1,094)... Grabbed 11 rebounds against San Antonio (7/28) and Phoenix (8/4)... Missed the last two games of the regular season due to the passing of her grandmother. 2009 Playoffs: Averaged 21.0 ppg, 5.3 rpg, 1.7 apg and 38.7 mpg.

2008: Averaged 11.3 ppg, 5.4 rpg, 1.9 apg and 29.9 mpg... Appeared in 31 games and started 28 times... Posted career-high five blocks vs. Houston on June 14... Led team in scoring twice... Tallied season-high 19 points on 8-for-15 shooting vs. Phoenix on May 22... Grabbed 11 rebounds vs. Minnesota on July 22... Finished second on team in blocks (32) and third in scoring average (11.3), total points (351) and minutes per game (29.9)... 2008 Playoffs: Averaged 2.7 ppg and 14.7 mpg in three games.

2007: Team's leading scorer in three games, including a season-high 21 points vs. Washington on May 30... Was the team's leading rebounder five times, including a season-high 13 rebounds on June 27 vs. Connecticut... Led the team in assists five times... Finished second on the team in rebounds (6.1), third in assists (2.5) and fifth in scoring average (11.1)... Recorded 11 double-doubles... 2007 Playoffs: ... Started all 11 games... Averaged 8.6 points, 3.8 rebounds, and 1.6 assists per game... Shot 45.1 percent from the field.

2006: Finished 19th in the WNBA in assists (3.1)... Posted her first 20+ point, 10+ rebound game since the 2002 WNBA Season on June 1 vs. New York with a season-high 20 points and 12 rebounds... Led or tied for the team lead in scoring seven times, rebounding one time and assists nine times... 2006 Playoffs: Was the team's second leading rebounder (6.1)

CAREER HIGHS

PTS	29	at Sacramento (6/19/04)
FGM	11	at Cleveland (7/29/03)
FGA	21	vs. Los Angeles (7/22/09)
3FGM	5	vs. Chicago (9/13/12)
3FGA	9	vs. Chicago (9/13/12)
FTM	15	vs. Miami (6/28/02)
FTA	21	vs. Miami (6/28/02)
OREB	7	2x, last at Chicago (7/02/13)
DREB	13	at Phoenix (8/16/11)
REB	15	3x, last vs. Chicago (9/09/12)
AST	9	2x, last at Charlotte (9/04/04)
STL	6	at Houston (7/06/04)
TO	9	at New York (5/26/04)
BLK	5	vs. Houston (6/14/08)
MIN	45	2x, last at Phoenix (7/14/10)

PLAYOFF HIGHS

PTS	26	at Cleveland (8/29/03)
FGM	9	2x, last at Phoenix (9/05/10)
FGA	16	at Phoenix (9/05/10)
3FGM	4	at Los Angeles (8/28/10)
3FGA	5	4x, last vs. Phoenix (9/19/11)
FTM	10	2x, last at Los Angeles (9/20/09)
FTA	13	at Cleveland (8/29/03)
OREB	8	at Connecticut (9/07/03)
DREB	9	vs. Los Angeles (9/16/03)
REB	12	vs. Los Angeles (9/16/03)
AST	9	vs. Los Angeles (9/16/03)
STL	3	4x, last at Los Angeles (8/28/10)
TO	8	at Cleveland (8/29/03)
BLK	2	7x, last vs. Atlanta (9/12/10)
MIN	40	3x, last at Los Angeles (9/16/03)

and finished third on the team in assists (3.2) ... Led the team in assists (3.6) in the WNBA Finals and finished second on the team in rebounds (5.8).

2005: Named to the Eastern Conference All-Star Team as a reserve ... Missed the first 12 games of the season rehabbing her injured knee (Shock was 6-6 without her in the lineup) ... Voted as a starter for the Eastern Conference All-Star Team ... Recorded one double-double with 11 points and a season-high 12 rebounds vs. New York on August 7 ... Scored a season-high 12 points on August 21 vs. Washington ... Handed out a season-high five assists at Sacramento on July 24 ... Recorded three double-digit scoring games ... Led or tied for the team lead in rebounding once, and in assists on four occasions ... 2005 Playoffs: Started both games of Detroit's first-round series loss to Connecticut ... Tied for the team lead in assists and steals.

2004: Named Second Team All-WNBA ... Won an Olympic Gold Medal with Team USA in Athens ... Became one of only six women to have won an NCAA Championship, a WNBA Championship, and an Olympic gold medal ... Led the WNBA in free throws made (158) and attempted (219) ... Scored a career-high 29 points at Sacramento on June 19 ... Grabbed a season-high 14 rebounds vs. Charlotte on July 23 ... Tied a career-high with nine assists at Charlotte on Sept. 4 ... Picked up a career-high and Shock record six steals vs. Houston on July 6 ... Led team in scoring 14 times, assists 15 times and rebounds six times ... Recorded three double-doubles ... Scored 20 or more points on nine occasions and 10 or more points on 27 occasions ... Grabbed 10 or more rebounds on three occasions ... 2004 Playoffs: Missed the entire postseason after injuring her knee on September 11 at Phoenix (team was 1-2 without her in the lineup).

2003: Member of the WNBA Champion Detroit Shock ... Named Second Team All-WNBA ... Named to the Eastern Conference All-Star Team as a reserve ... One of two players in the league to rank in Top-20 in points, rebounds and assists (Tamika Catchings) ... Led the league in free throws made (146) and attempted (214) ... Scored a season-high 26 points vs. San Antonio on July 1 ... Grabbed a season high 10 rebounds vs. Charlotte on May 31 ... Had lone double-double vs. Indiana on June 24 (16 points, 10 rebounds) while collecting a season-high five steals ... Scored 20 or more points on nine occasions and 10 or more points 32 time ... Led team in scoring 19 times, assists 12 times and rebounds three times ... 2003 Playoffs: Averaged team-best 16.3 points with 6.4 rebounds and 4.4 assists while starting all eight games ... Scored 26 points in Game 1 of the First Round at Cleveland ... Recorded two double-doubles: 20 points and 10 rebounds in Game 2 of the Eastern Conference Finals vs. Connecticut, and 13 points, 12 boards and nine assists in Game 3 of the Finals vs. Los Angeles.

2002: Finished third in WNBA Rookie of the Year voting ... Honored in June with the WNBA's Community Assist Award ... Led the WNBA in free throws made (173) and attempted (227) ... Led team in minutes played, field goals (144), field goal attempts (353), free throws, free throw attempts, offensive rebounds (77), defensive rebounds (145), assists (2.7), steals (37) and scoring average ... Scored a season-high 25 points at Utah on July 8 ... Grabbed a season-high 15 rebounds at Washington on July 18 ... Her 15 free throws and 21 free throw attempts on June 28 were the most ever by a Shock player ... Led team in scoring 21 times, rebounds 17 times and assists four times ... Scored 20 or more points on five occasions and 10 or more points on 23 occasions ... Grabbed 10 or more rebounds on eight occasions ... Recorded seven double-doubles.

PRO OVERSEAS: Played for CSKA Samara in Russia from 2003-04 ... Played for USK Prague from 2008-09.

INTERNATIONAL: Won a gold medal with Team USA at the 2004 Olympic Games in Greece ... Won a second Olympic gold medal at the 2012 Summer Games in London ... Won a gold medal with Team USA in the FIBA World Championships for Women in Czech Republic in 2010.

COLLEGE: As a senior averaged 14.9 points, 8.6 rebounds and 2.2 assists ... Earned 2002 Final Four Most Outstanding Player honors after leading the Huskies to an undefeated 39-0 season and second national title in three years ... 2002 Kodak All-America First Team and 2002 AP All-America Second Team ... All-Big East First Team and WBCA All-Star Team selection ... As a junior, became 20th player all-time at UCONN to score 1,000 career points, finishing with 1,583 ... Averaged 12.2 points, 7.5 rebounds and 1.5 assists while leading UCONN to the 2001 Final Four and earning a spot on the 2001 All-Big East Second Team ... As a sophomore, won her first career national title averaging 9.9 points and 5.3 rebounds and earning All-Big East Third Team honors ... Started 14 of 22 games as a freshman despite missing 12 games due to a stress fracture ... Scored in double figures 12 times in 1999 while averaging 9.5 points and 5.2 rebounds per game.

PERSONAL: Full name is Swintayla Marie Cash ... Name means "astounding woman" ... President of McKeesport (PA) High School Student Council ... Ran track senior year in high school and finished third in state (Pennsylvania) in hurdles ... Member of Girl Scouts, Boys and Girls Club, YMCA/YWCA and AAU growing up ... Majored in Communication Science at UConn ... Enjoys speaking to youth ... Listens to gospel music before games ... Launched Cash for Kids, a charitable organization that raises money for children in need, in 2005.

2015 GAME-BY-GAME STATISTICS

PRESEASON

Opponent	Date	MIN	FGM	FGA	FG%	3PM	3PA	3P%	FTM	FTA	FT%	OR	DR	REB	AST	STL	BLK	TO	Pf	PTS	+/-
vs. Chicago	5.22	13:31	2	3	.667	0	0	.000	0	0	.000	0	1	1	0	0	0	1	2	4	-14
ATLANTA	5.27	11:45	0	2	.000	0	0	.000	0	0	.000	0	0	0	0	0	0	1	0	0	-6
@ Minnesota	6.1	12:49	2	3	.667	1	1	1.000	0	0	.000	0	2	2	4	0	0	2	1	5	-12

REGULAR SEASON

ATLANTA	6.5	24:20	6	8	.750	1	2	.500	2	2	1.000	0	2	2	0	2	0	3	1	15	5
@ Washington	6.6	22:02	0	5	.000	0	1	.000	4	4	1.000	1	2	3	4	0	0	0	1	4	-4
INDIANA	6.9	19:47	2	6	.333	0	1	.000	4	6	.667	1	2	3	3	0	0	1	3	8	-2
PHOENIX	6.11	15:28	3	4	.750	1	1	1.000	0	0	.000	0	2	2	2	0	1	1	2	7	-1
WASHINGTON	6.14	14:43	1	4	.250	0	1	.000	2	2	1.000	1	1	2	2	0	0	2	1	4	+8
INDIANA	6.19	20:07	2	7	.286	1	3	.333	3	4	.750	1	2	3	0	1	0	1	1	8	-11
@ Atlanta	6.21	21:07	0	2	.000	0	1	.000	1	2	.500	0	4	4	1	1	0	3	3	1	-1
@ Tulsa	6.26	20:32	2	3	.667	0	0	.000	4	4	1.000	0	4	4	0	1	1	5	4	8	-1
LOS ANGELES	6.28	17:36	1	3	.333	0	1	.000	1	2	.500	2	0	2	2	1	0	1	1	3	2
@ Chicago	6.30	17:38	0	2	.000	0	1	.000	0	0	.000	0	2	2	2	0	0	0	3	0	10
@ Washington	7.9	14:11	0	2	.000	0	0	.000	0	0	.000	1	1	2	1	0	0	0	1	0	1
@ Atlanta	7.12	11:50	1	5	.200	0	1	.000	2	2	1.000	1	0	1	0	0	0	0	1	4	-18
SAN ANTONIO	7.15	17:50	1	4	.250	0	0	.000	0	2	.000	1	7	8	0	0	0	1	1	2	8
CONNECTICUT	7.16	23:19	2	4	.500	2	3	.667	0	0	.000	2	3	5	1	0	0	2	1	6	13
@ Phoenix	7.18	14:00	0	2	.000	0	1	.000	2	4	.500	1	2	3	0	0	0	0	0	2	6
@ Seattle	7.21	21:23	2	5	.400	0	1	.000	2	3	.667	2	1	3	0	0	0	1	0	6	-6
@ Los Angeles	7.22	10:49	0	3	.000	0	0	.000	0	0	.000	1	1	2	0	0	0	0	2	0	-10
@ Indiana	7.29	24:07	1	4	.250	0	1	.000	0	0	.000	1	3	4	2	0	0	0	1	2	-10
SEATTLE	8.2	15:18	2	4	.500	0	0	.000	0	0	.000	0	2	2	1	0	0	0	0	4	11
@ Chicago	8.7	16:45	0	3	.000	0	2	.000	0	0	.000	0	2	2	4	0	0	1	2	0	3
CHICAGO	8.11	15:09	2	6	.333	0	0	.000	3	4	.750	0	2	2	1	0	0	1	1	7	2
@ Connecticut	8.14	17:20	4	6	.667	0	1	.000	2	3	.667	0	1	1	2	0	0	1	0	10	1
TULSA	8.15	10:12	0	1	.000	0	0	.000	1	2	.500	0	0	0	0	0	0	1	2	1	-20
@ San Antonio	8.19	8:49	1	5	.200	0	0	.000	0	0	.000	0	0	0	0	0	0	0	1	2	1
ATLANTA	8.21	18:47	3	7	.429	1	2	.500	0	0	.000	1	0	1	5	0	0	2	1	7	-3
@ Indiana	8.23	12:01	1	2	.500	0	0	.000	0	0	.000	0	1	1	0	0	0	1	0	2	-6
MINNESOTA	8.28	23:57	4	5	.800	0	0	.000	0	0	.000	1	0	1	1	1	0	3	3	8	17
@ Connecticut	8.29	26:16	4	7	.571	1	2	.500	2	2	1.000	2	4	6	1	1	0	0	2	11	4
ATLANTA	9.1	10:58	1	2	.500	0	1	.000	0	0	.000	0	1	1	3	0	0	1	2	2	-10
CHICAGO	9.3	14:42	1	4	.250	0	1	.000	0	0	.000	0	0	0	0	0	0	0	0	2	-14
@ Minnesota	9.6	17:10	1	4	.250	0	2	.000	0	0	.000	0	0	0	7	0	0	1	2	2	8
CONNECTICUT	9.9	22:07	1	2	.500	1	1	1.000	0	2	.000	0	1	1	2	0	0	2	2	3	17
WASHINGTON	9.11	15:06	1	5	.200	0	2	.000	0	0	.000	2	4	6	0	1	1	1	1	2	-22
@ Indiana	9.13	16:16	3	5	.600	0	1	.000	5	5	1.000	1	2	3	0	0	0	1	3	11	-13

EASTERN CONFERENCE SEMIFINALS

WASHINGTON	9.18	38:09	2	5	.400	1	3	.333	5	8	.625	0	5	5	4	1	1	3	4	10	6
at Washington	9.20	18:13	0	0	.000	0	0	.000	3	4	.750	0	5	5	1	1	1	0	3	3	5
WASHINGTON	9.22	11:13	0	2	.000	0	1	.000	0	0	.000	0	0	0	1	0	0	1	2	0	-13

EASTERN CONFERENCE FINALS

INDIANA	9.23	14:52	0	0	.000	0	0	.000	0	0	.000	1	1	2	1	1	1	0	0	0	4
at Indiana	9.27	14:21	1	5	.200	0	1	.000	2	2	1.000	2	0	2	1	0	0	1	0	4	2
INDIANA	9.29	17:00	3	7	.429	0	0	.000	0	0	.000	1	3	4	2	2	0	2	1	6	-9





FORWARD/CENTER #31 TINA CHARLES

SEVENTH SEASON | CONNECTICUT '10 | QUEENS, N.Y. | 6-4 | BORN DEC. 5, 1988

TINA CHARLES REGULAR SEASON YEAR-BY-YEAR

Season	Team	G	GS	MIN	FG	FGA	FG%	3FG	3FG	3FG%	FT	FTA	FT%	ORB	DRB	TRB	AVG.	AST	STL	BLK	TO	PF	PTS	AVG.
2010	CON	34	34	1054	206	423	.487	0	1	.000	116	152	.763	129	269	398	11.7	51	25	57	71	72	528	15.5
2011	CON	34	34	1136	254	543	.468	0	3	.000	92	134	.687	126	248	374	11.0	63	26	60	75	89	600	17.6
2012	CON	33	33	1096	250	501	.499	1	5	.200	93	116	.802	123	222	345	10.5	57	17	47	74	64	594	18.0
2013	CON	29	29	952	218	545	.400	0	3	.000	85	113	.752	98	195	293	10.1	42	27	28	64	57	521	17.9
2014	NYL	34	34	1118	236	511	.462	0	0	.000	118	157	.752	89	231	320	9.4	74	44	30	77	57	590	17.4
2015	NYL	34	34	1053	243	531	.458	1	5	.200	93	130	.715	72	216	288	8.5	83	24	23	82	56	580	17.0
CAREER		198	198	6409	1407	3054	.461	2	17	.118	597	802	.744	637	1381	2018	10.2	370	163	245	443	395	3413	17.2

TINA CHARLES POSTSEASON YEAR-BY-YEAR

Season	Team	G	GS	MIN	FG	FGA	FG%	3FG	3FG	3FG%	FT	FTA	FT%	ORB	DRB	TRB	AVG.	AST	STL	BLK	TO	PF	PTS	AVG.
2011	CON	2	2	72	10	32	.313	0	0	.000	5	8	.625	7	17	24	12.0	4	2	5	4	4	25	12.5
2012	CON	5	5	180	38	81	.469	1	2	.500	16	23	.696	21	29	50	10.0	5	4	13	9	18	93	18.6
2015	NYL	6	6	45	53	122	.434	1	2	.500	15	19	.789	12	40	52	8.6	2	24	1	4	12	14	17.3
CAREER		13	13	297	101	235	.430	2	4	.500	36	50	.720	40	86	126	9.7	33	7	22	25	36	222	17.1

CAREER TRANSACTIONS: Selected by the Connecticut Sun in the First Round of the 2010 WNBA Draft, first overall selection... Acquired from Connecticut in exchange for Kelsey Bone, Alyssa Thomas and 2015 first round draft pick on April 16, 2014.

CAREER HIGHLIGHTS:

- WNBA Most Valuable Player in 2012
- Four-time WNBA All-Star (2011, 2013, 2014, 2015)
- Won a gold medal with Team USA at the 2012 Summer Olympic Games in London
- Five-time WNBA Eastern Conference Player of the Month
- Named the Eastern Conference Player of the Week 14 times in her career
- Has 109 double-double performances in 198 career games, which ranks second in league history behind Lisa Leslie's 157
- Her 10.2 rebounds per game is the best rate in WNBA history and her 17.2 ppg scoring average ranks 10th all-time
- Led league in rebounding three-straight seasons (2010-12)
- Holds the top-two single-season rebounding totals in WNBA history (398 in 2010 and 374 in 2011)
- Became the fastest player in WNBA history to record 400, 500, 600 and 700 career rebounds
- First player in WNBA history to record three games with 20-points and 20-rebounds
- Set WNBA record 23 double-doubles in a season in 2011
- Established rookie records for most rebounds in a game with 23 and double-doubles in a season with 22
- Unanimous choice for WNBA Rookie of the Year in 2010

2015: Named to the 2015 All-WNBA First Team... Named to the 2015 WNBA All-Defensive Second Team... Voted a starter for the 2015 WNBA All-Star Game (4th All-Star appearance and second time voted a starter)... Named the Eastern Conference Player of the Month for July... Named the Eastern Conference Player of the Week on July 20 and again on August 3... Finished third in the voting for league MVP... Started all 34 games... Averaged 17.1 points, 8.5 rebounds, 2.4 assist and 31.0 minutes per games... Ranked 2nd in the league in rebounding (8.5), 4th in scoring (17.1) and 7th in minutes

CAREER HIGHS

PTS.....	32.....	vs. Minnesota (7/6/14)
FGM.....	14.....	3x, last at Connecticut (8/14/15)
FGA.....	26.....	2x, last at Minnesota (6/01/13)
3FGM.....	1.....	2x, last at Minnesota (9/6/15)
3FGA.....	1.....	2x, last at Minnesota (9/06/15)
OREB.....	9.....	at Minnesota (8/03/10)
DREB.....	17.....	at Atlanta (7/07/10)
REB.....	23.....	2x, last vs. Los Angeles (6/28/11)
AST.....	7.....	vs. Indiana (9/2/11)
STL.....	4.....	vs. Atlanta (7/17/10)
TO.....	8.....	2x, last at Atlanta (6/17/12)
BLK.....	8.....	vs. Washington (8/8/10)
MIN.....	46.....	at Chicago (6/23/11)

PLAYOFF HIGHS

PTS.....	25.....	2x, last at Indiana (9/27/15)
FGM.....	10.....	4x, last at Indiana (9/27/15)
FGA.....	27.....	vs. Washington (9/18/15)
3FGM.....	1.....	2x, last at Washington (9/20/15)
3FGA.....	1.....	3x, last at Indiana (9/27/15)
OREB.....	7.....	vs. Indiana (10/5/12)
DREB.....	13.....	vs. Atlanta (9/18/11)
REB.....	17.....	at Atlanta (9/18/11)
AST.....	9.....	vs. Indiana (9/23/15)
STL.....	2.....	2x, last vs. Indiana (10/5/12)
TO.....	3.....	3x, last vs. Indiana (10/11/12)
BLK.....	4.....	2x, last vs. Indiana (10/5/12)
MIN.....	45.....	vs. Washington (9/18/15)

(31.0) ... Scored in double figures 34 times (including playoffs) and had a team-high 15 double doubles. ... Tied for the league lead with 12 regular season double-doubles. ... Playoff averages of 20.3 ppg, 8.7 rpg, 4.0 apg. ... Scored at least 22 points in 4-of-6 playoff games. ... Season high of 31 points against Connecticut (6/5). ... Recorded 100th-career double-double with 13 points and 12 rebounds in a win over Atlanta (6/21). ... Eclipsed 3,000-career points in a win at Washington, scoring 21 with 10 rebounds; tied for the 10th-fastest player in WNBA history to reach the 3,000-point plateau, doing so in 175-career games (7/9). ... Erupted for 30 points (14-24 FG), scoring 12 points in the 4th quarter, her 3rd 30-point game as a member of the Liberty, to lead New York to an 81-77 comeback win at Seattle (7/21). ... Reined in her 2,000th-career rebound, the 18th player in WNBA history to do so, in posting a double-double of 16 points and 13 rebounds in a win over Connecticut (9/9). ... Scored 22 points with a team-high 5 assists and 8 rebounds while playing a career-playoff high 45 minutes in game one of the Eastern Conference Semifinals against Washington (9/18). ... Became just the third player in WNBA history to post at least 18 points, 7 rebounds and 9 assists in a playoff game, doing so in a win over Indiana in game one of the Eastern Conference Finals (9/23).

2014: Started all 34 games in 2014. ... Led the Liberty in scoring and rebounding with 17.4 points and 9.4 rebounds per game, respectively. ... Only player in the WNBA to rank in the top-five for points and rebounds. ... Had a team-best 17 double-doubles. ... Scored 20 or more points in 13 games, including two games with 30-plus points. ... Recorded 17 games with double-digit rebounds. ... Established a career-high with 32 points against Minnesota (7/6). ... Scored 31 points with 15 rebounds against Los Angeles (7/23). ... Voted to her fourth-career WNBA All-Star Game.

2013: Appeared in 29 games with 29 starts. ... Shut down for the last five games of the season because of nagging injuries. ... Averaged a double-double (18 points, 10.1 rebounds per game) for the fourth straight season. ... Led the Sun in both categories for the fourth straight season. ... Scoring average matched her franchise record, set in 2012. ... Recorded 17 double-doubles while moving from ninth all-time to fourth with career total of 80. ... Scored at least 20 points in three straight games twice, giving her three such streaks in her career. ... Tied the team record with 13 made field goals against Chicago (7/12), the fifth time she has made that many shots in a game. ... Recorded her third career 30-point game at Indiana (6/12). ... Tied a WNBA record with 24 free throw attempts against Phoenix (6/29). ... Made a team record 19 free throws, the second highest in WNBA history, in same game. ... Scored in double figures 25 times in 29 games. ... Had 19 double-figure rebounding games. ... Eight games with 10 or more made field goals. ... Led the Sun in rebounding 20 times in 29 games. ... Led Sun in scoring 16 times. ... Named a starter to the 2013 East All-Star roster.

2012: WNBA Most Valuable Player. ... Appeared in 33 games with 33 starts. ... Set a new franchise scoring record, averaging 18 points per game. ... Became the first player in WNBA history to record a third 20-20 game, collecting 23 points and 22 rebounds in a win at Atlanta (6/17). ... Won her third straight rebounding title, averaging 10.5 rebounds per game. ... Led the Sun in scoring, rebounding, made field goals, field goal attempts and minutes. ... Finished tied for first in the league with 18 double-doubles. ... Led the WNBA with 250 made field goals. ... Ranked No. 1 in offensive rebounds (123). ... Ranked second in defensive rebounds (222). ... Ranked second in blocks (47). ... Ranked third in total minutes (1,096) despite sitting out the first game of her career at Phoenix (9/12). ... Streak of 97 straight starts ended with DND at Phoenix. ... Led the Sun in rebounding 22 times, outright, shared for the lead on five other occasions. ... Led the Sun in scoring 16 times. ... Scored in double figures 31 times. ... Set franchise record for consecutive games scoring in double figures with 23 straight, spanning the last 12 games of 2011 and the first 11 games of 2012. ... Closed the season with 13 straight double-figure scoring games. ... Had four straight double-doubles during crucial 3-1 road trip through Chicago, San Antonio, Atlanta and Washington from 8/28-9/4 that helped clinch first place in the Eastern Conference. ... Recorded the second 30-point game of her career against Washington (6/3). ... Broke the franchise record for double-doubles in a career with her 51st, against Los Angeles (6/13).

2011: Finished second to Tamika Catchings league MVP voting. ... Broke her own WNBA record for double-doubles, finishing with 23. ... Recorded six double-doubles in a single half. ... Led the league in total rebounds (374) and rebound average (11.0). ... Rebound total was the second highest in WNBA history. ... Set franchise records for made field goals (254), field goal attempts (543), points (600) and scoring average (17.6). ... Set a franchise record with eight games of 10 or more made field goals. ... Led the Sun in scoring and rebounding for the second straight year. ... Earned second WNBA All-Star selection. ... Had 12 games with at least 20 points. ... Became the fastest player in WNBA history to record 400, 500, 600 and 700 career rebounds. ... Scored 31 points against Chicago (6/19). ... Tied her career high with 13 made field goals against Chicago (6/19). ... Became just the second player in league history to record more than one 20-20 game, finishing with 23 rebounds and 22 points against Los Angeles (6/28). ... The 23 rebounds tied her single-game franchise record. ... Also tied a WNBA record with 16 second-half rebounds against LA (6/28). ... Led the Sun in rebounding 25 times, including 18 of 19 games in one stretch. ... Led the Sun in scoring 19 times including six of the last seven games of the season. ... Started all 34 games. ... Played 1,136 minutes, second most in franchise history.

2010: Started all 34 games. ... Completed one of the best rookie seasons in WNBA history, recording a rookie-record 22 double-doubles. ... Established a league record with 398 rebounds. ... Unanimous choice for WNBA Rookie of the Year. ... Led the Sun in scoring (15.5 ppg.), rebounds (11.7 rpg.) and blocks (1.68 per game). ... Had 23 games with at least 10 rebounds. ... Scored in double figures 30 times. ... Had six consecutive double-doubles from 6/18-6/29, one short of the WNBA record. ... Recorded a WNBA rookie record 23 rebounds against Phoenix (6/25), the second highest single-game total in league history. ... Surpassed the previous single-game franchise rebound record (17) four times. ... Had 20 or more rebounds in three games. ... Established franchise records for defensive (269) and offensive (129) rebounds. ... Scored a career-high 27 points at Atlanta (7/7). ... Tied a franchise record with 13 made field goals at Los Angeles (6/18). ... Had eight blocks against Washington (8/8), one short of the team record. ... Finished with a single-season total of 57 blocks, the fifth highest total in team history.

COLLEGE: All-time leading scorer (2,346 points) and rebounder (1,367) in UConn history. ... Ranks third all-time with 304 career blocks. ... Scored in double figures 120 times, including 36 times in 39 games as a senior. ... Had 59 double-figure rebounding games, 15 as a senior. ... Scored 20 or more points 33 times in her career. ... Averaged 18.1 points and 9.5 rebounds per game in 2009-10. ... Recorded 52 career double-doubles, including 14 as a senior. ... Fourth fastest player to reach 1,000 points at UConn. ... Anchored back-to-back undefeated National Championship teams. ... Received the John R. Wooden Award and the 2010 Naismith Trophy. ... Honored as the Associated Press Player of the Year and the USBWA Player of the Year. ... Named 2010 BIG EAST Player of the Year. ... Posted top freshman totals ever at UConn with 81 blocks and 296 rebounds. ... Also had a UConn freshman record 11 double-doubles. ... Named USBWA National Freshman of the Year. ... BIG EAST Freshman of the Year.



GUARD

#12 LINDSEY HARDING

NINTH SEASON | DUKE '07 | MOBILE, ALA. | 5-8 | BORN JUNE 12, 1984

LINDSEY HARDING REGULAR SEASON YEAR-BY-YEAR

Season	Team	G	GS	MIN	FG	FGA	FG%	3FG	3FG%	FT	FTA	FT%	ORB	DRB	TRB	AVG.	AST	STL	BLK	TO	PF	PTS	AVG.	
2007	MIN	20	20	602	86	243	.354	8	.35	.229	78	.208	.375	15	72	87	4.4	78	20	6	47	44	233	11.7
2008	MIN	24	11	591	51	139	.367	2	.25	.080	49	.114	.430	9	47	56	2.3	76	27	4	55	56	154	6.4
2009	WAS	34	34	1194	163	375	.435	20	.62	.323	143	.313	.457	24	111	135	4.0	154	43	13	101	68	435	12.8
2010	WAS	34	34	1130	157	353	.445	15	.52	.288	142	.301	.472	17	86	103	3.0	137	47	6	94	67	411	12.1
2011	ATL	34	33	1037	141	310	.455	10	.33	.303	131	.277	.473	17	92	109	3.2	162	34	6	81	60	358	10.5
2012	ATL	34	32	1040	157	369	.425	14	.58	.241	143	.311	.460	16	79	95	2.8	153	46	7	70	47	418	12.3
2013	LAS	33	33	1011	134	304	.441	4	.22	.182	130	.282	.461	17	72	89	2.7	170	34	13	82	60	360	10.9
2014	LAS	31	10	705	70	210	.333	5	.22	.227	65	.188	.346	14	41	55	1.8	98	32	1	45	50	178	5.7
CAREER		244	207	7310	959	2303	.416	78	309	.252	881	1994	.442	129	600	729	3.0	1028	283	56	575	452	2547	10.4

LINDSEY HARDING POSTSEASON YEAR-BY-YEAR

Season	Team	G	GS	MIN	FG	FGA	FG%	3FG	3FG%	FT	FTA	FT%	ORB	DRB	TRB	AVG.	AST	STL	BLK	TO	PF	PTS	AVG.	
2009	WAS	2	2	81	10	26	.385	0	.3	.000	1	1	1.000	1	4	5	2.5	8	3	0	10	6	21	10.5
2010	WAS	2	2	67	7	32	.219	2	.5	.400	5	8	.625	1	4	5	2.5	6	4	0	6	7	21	10.5
2011	ATL	8	8	302	43	110	.391	4	.16	.250	26	.35	.743	4	20	24	3.0	47	15	2	13	19	116	14.5
2012	ATL	3	3	114	23	54	.426	3	.12	.250	8	.9	.889	6	8	14	4.7	16	8	1	11	4	57	19.0
2013	LAS	3	3	99	11	33	.333	0	.3	.000	13	.17	.765	3	6	9	3.0	10	1	0	7	6	35	11.7
2014	LAS	2	0	20	3	6	.500	0	.2	.000	2	.3	.667	0	1	1	0.5	4	2	0	0	8	4.0	
CAREER		20	18	682	97	261	.372	9	41	.220	55	73	.753	15	43	58	2.9	91	33	3	47	42	258	12.9

CAREER TRANSACTIONS: Selected with the No. 1 overall pick in the 2007 WNBA draft by the Phoenix Mercury and traded to the Minnesota Lynx in exchange for Tangel Smith ... Acquired by the Washington Mystics via trade with the Minnesota Lynx in exchange for 2009 first and second round draft picks ... Acquired by the Atlanta Dream in a sign-and-trade deal on 2011 draft day in exchange for Kelly Miller, the Dream's No. 8 pick (Ta'Shia Phillips) and a first round pick in 2012. The Dream also received the Mystics second round pick in 2012...Signed a free agent contract with the Sparks on Feb. 5, 2013... Signed a free agent contract with the Liberty on April 18, 2016.

CAREER HIGHLIGHTS

- 2010 WNBA All-Star selection
- Career averages of 10.4 ppg and 4.2 apg.
- Led the WNBA in assists in 2013, averaging 5.2 per games.
- Helped lead Atlanta to the WNBA Finals in 2011.
- Former No. 1 overall pick out of Duke University.
- Has averaged double figures offensively in six-of-8 professional seasons.
- Enters the season with over 2,500-career points and 1,000-career assists. First player from the class of 2007 to score 2,000 career points
- Has qualified for the WNBA playoffs in last six WNBA seasons.

2014: Started 10 of 31 games played...Averaged 5.7 points, 1.8 rebounds and 3.2 assists in 22.7 minutes per game...Totaled season-high 15 points (2-of-3 from three-point range), four rebounds and four assists in 25 minutes at Minnesota (7/8)...Scored 12 points and matched her season-highs with nine assists and three steals in 34 minutes at San Antonio (6/14)...Dished out a season-high nine assists to go along with seven points, three rebounds and two steals over 30 minutes at Atlanta (6/3)...In career-high 52 minutes of June 1 loss at Washington, scored 13 points (2-of-4 from three-point range) and added two rebounds, four assists and two steals. In the playoffs: Played in two games... Averaged 4.0 points, 0.5 rebounds and 2.0 assists in 9.8 minutes per game.

2013: Started all 33 games played...Averaged 10.9 points, 2.7 rebounds and career-high 5.2 assists in 30.6 minutes per game...Ranked first on team and fifth in league in assists per game...Tallied 900th career assist in August 25 win versus Tulsa...Scored in double-figures in four straight road victories from August 4 through August 10...Recorded ca-

reer-high 14 assists as part of first double-double with Sparks in August 4 win at Washington...Recorded season-high-tying four steals and added 22 points (10-for-10 from the free throw line), five rebounds, seven assists and two blocks in June 23 win versus Washington...Started all three postseason games...Averaged 11.7 points, 3.0 rebounds and 3.3 assists in 33.0 minutes per game...Recorded 16 points, four rebounds and five assists on September 19 versus Phoenix in first playoff game as member of the Sparks.

2012: Played in all 34 games, including 32 starts ... Named WNBA Eastern Conference Player of the Week for the Week of Sept. 3-9 ... Averaged 12.3 points, 4.5 assists and 2.8 rebounds ... Led the team and ranked eighth in the WNBA in assists ... Led the team and 20th in the WNBA in free throw percentage at a career-best 81.8 percent (90-of-110) ... Sixth in the WNBA in assist/turnover ratio at 2.19 ... Scored in double digits in each of the first five games and 22 of 34 overall ... Averaged a team-high 19 points while adding 5.3 assists and 4.7 rebounds per contest in Atlanta's three playoff games against Indiana.

2011: Appeared in all 34 games, including 33 starts ... Averaged 10.5 points, 3.2 rebounds and 4.8 assists in her first season in Atlanta ... Led the team in assists (4.8 apg) and minutes (30.5 mpg) ... Set career-high in assists (4.8 apg) and field goal percentage (0.455) ... Scored a season-high 25 points against the New York Liberty on 6/30/2011 ... Tied her career-high with 10 assists against the Tulsa Shock on 9/4/2011 ... Started all eight postseason games, averaging 14.5 points and 5.9 assists per game.

2010: Started all 34 games for the Mystics ... Earned first WNBA All-Star selection ... Helped the Mystics to the Eastern Conference regular season title ... Averaged 12.1 points, 3.0 rebounds and 4.0 assists per game ... Led team in assists per game and ranked third in scoring ... Ranked third in the WNBA in minutes played (1130.0 minutes) ... Ranked 12th in the WNBA in assists per game (4.0 apg) ... Scored a career-high 33 points against Indiana on July 30 ... Appeared in two playoff games, averaging 10.5 points, 2.5 rebounds and 3.0 assists per game.

2009 SEASON: Started all 34 games ... Averaged 12.8 points, 4.0 rebounds and 4.5 assists per game ... Finished second on the team in scoring and first in assists per game ... Ranked first in the league in total minutes played (1194) and minutes per game (35.1) ... Scored a then-career high 27 points against the Minnesota Lynx ... Ranked seventh in the league in assists per game (4.5) ... Appeared in two playoff games, averaging 10.5 points, 2.5 rebounds and 4.0 assists per game.

2008: Started 11 of 24 games ... Averaged 6.4 points per game and 3.2 assists per game ... Dished out a career-high 10 assists against the Seattle Storm (September 6, 2008) ... Ranked 19th in the WNBA in assists per game (3.2 apg) ... Recorded a career-high 10 assists against Seattle on September 6.

2007: Appeared in 20 games as a rookie, including 19 starts ... Missed the final 14 games after suffering a torn anterior cruciate ligament in her left knee July 10 at Washington (underwent surgery on July 20) ... Averaged 11.6 points, 4.4 rebounds and 3.6 assists per game ... Recorded double-digits in scoring 15 times ... Finished runner-up to Chicago's Armintie Price in Rookie of the year voting ... Named to the 2007 WNBA All-Rookie Team.

PRO OVERSEAS: Has played for Edirnespor and Gelistirenler of the TKBL in Turkey... Previously played for Galatasaray in Turkey and TEO Vilnius in Lithuania... Was All-BWBL Guard of the Year in 2010... Previously played for Dynamo Kursk and spent the 2015-16 season playing for Dynamo Kursk in the Russian Premier League.

INTERNATIONAL: Member of the 2009-12 USA Basketball Women's National Team... One of 21 finalists for the 2012 Olympic team... Was naturalized by Belarus in 2015 and is a member of their National Team, representing them during the 2015 Eurobasket Women Tournament.

COLLEGE: 2007 National Player of the Year ... Two-time ACC Defensive Player of the Year ... Only the second player in school history to register over 1,000 points, 500 assists, 500 rebounds and 250 steals ... Only the second women's basketball player in school history to have her jersey retired.

PERSONAL: Born in Mobile, Ala. ... Majored in sociology along with a markets & management certificate and a minor in theater studies and women's studies at Duke University ... Only the second Duke women's basketball player to have her jersey retired ... Studied acting in Los Angeles during the 2010-11 offseason ... Member of the 2009-12 USA Basketball Women's National Team.

CAREER HIGHS		
PTS	33	at Indiana (7/30/10)
FGM	11	at Indiana (7/30/10)
FGAs	19	at Minnesota (9/7/12)
3FGM	3	2x, last vs. Atlanta (9/12/09)
3FGA	6	at Chicago (6/25/10)
FTM	11	vs. Phoenix (9/12/08)
FTA	14	vs. Phoenix (9/12/08)
OREB	3	at Indiana (9/6/09)
DREB	7	3x, last at Indiana (8/27/11)
REB	7	6x, last at Indiana (8/27/11)
AST	14	at Washington (8/4/13)
STL	5	2x, last at Seattle (7/11/12)
TO	9	vs. New York (5/21/10)
BLK	3	2x, last vs. Atlanta (7/17/13)
MIN	52	at Washington (6/1/14)

PLAYOFF		
PTS	23	at Indiana (9/28/12)
FGM	9	at Minnesota (10/2/11)
FGA	21	at Washington (8/25/10)
3FGM	2	at Minnesota (10/2/11)
3PTA	5	2x, last vs. Indiana (9/30/12)
FTM	9	at Connecticut (9/16/11)
FTA	11	at Connecticut (9/16/11)
OREB	5	at Indiana (10/2/12)
DREB	5	at Indiana (9/22/11)
REB	7	at Indiana (10/2/12)
AST	7	5x, last at Indiana (9/28/12)
STL	4	2x, last at Indiana (9/27/11)
TO	6	at Indiana (9/19/09)
BLK	1	3x, last at Indiana (10/2/12)
MIN	42	at Indiana (9/19/09)



GUARD

#10 EPIPHANNY PRINCE

SEVENTH SEASON | RUTGERS | BROOKLYN, N.Y. | 5-9 | BORN JAN. 11, 1988

EPIPHANNY PRINCE REGULAR SEASON YEAR-BY-YEAR

Season	Team	G	GS	MIN	FG	FGA	FG%	3FG	3FG	3FG%	FT	FTA	FT%	ORB	DRB	TRB	AVG.	AST	STL	BLK	TO	PF	PTS	AVG.
2010	CHI	34	2	665	117	274	.427	24	71	.338	76	97	.784	14	54	68	2.0	92	55	5	60	67	334	9.8
2011	CHI	34	27	1001	162	432	.375	50	134	.373	90	112	.804	23	48	71	2.1	102	79	13	57	76	464	13.6
2012	CHI	26	25	780	157	355	.442	59	145	.407	98	109	.899	24	67	91	3.5	80	47	7	52	58	471	18.1
2013	CHI	31	31	930	148	394	.376	61	154	.396	108	120	.900	18	66	84	2.7	93	51	12	43	45	465	15.0
2014	CHI	26	24	841	123	321	.383	32	98	.327	113	129	.876	16	61	77	2.9	100	49	11	46	62	391	15.0
2015	NYL	24	23	686	136	291	.467	26	73	.356	63	70	.900	19	51	70	2.9	82	47	5	38	32	361	15.0
CAREER		175	132	4903	843	2067	.408	252	675	.373	548	637	.860	114	347	461	2.6	549	328	53	296	340	2486	14.2

EPIPHANNY PRINCE POSTSEASON YEAR-BY-YEAR

Season	Team	G	GS	MIN	FG	FGA	FG%	3FG	3FG	3FG%	FT	FTA	FT%	ORB	DRB	TRB	AVG.	AST	STL	BLK	TO	PF	PTS	AVG.
2013	CHI	2	2	67	8	24	.333	2	7	.286	11	11	1.000	0	3	3	0.5	1	3	0	0	6	29	14.5
2014	CHI	9	9	262	29	98	.296	9	33	.273	16	20	.800	9	22	31	3.4	19	14	7	13	24	83	9.2
2015	NYL	6	6	44	28	78	.359	11	29	.379	12	16	.750	4	13	17	2.8	18	7	2	11	10	62	10.3
CAREER		17	17	373	65	200	.325	22	69	.319	39	47	.830	13	38	51	3.0	38	24	9	24	40	174	10.2

CAREER TRANSACTIONS: Selected by the Chicago Sky in the First Round of the 2010 WNBA Draft, seventh overall selection... Acquired from Chicago in exchange for Cappie Pondexter on Feb. 16, 2015.

CAREER HIGHLIGHTS:

- Second-Team All-WNBA selection in 2015
- Two-Time WNBA All-Star selection (2011, 2013)
- In 2011, led the WNBA in steals (79) and steals per game (2.3)
- Made at least 50 3-pointers in three of her five pro seasons
- Has 2,486 points over her six-year career
- Averaged double figures in scoring for five-straight seasons with a career-high of 18.1 ppg in 2012

2015: Named to the 2015 All-WNBA Second Team, earning All-WNBA honors for the first time in her career... Named the Eastern Conference Player of the Month for August for the first time in her career on Sept. 3... Named the Eastern Conference Player of the Week for the third time in her career and the 1st as a member of the Liberty on Aug. 17, after averaging 18.0 ppg, 4.3 apg and 3.3 spg in three games the previous week... Missed the first 10 games of the season to compete in the Eurobasket Women 2015 Tournament... Appeared in 24 games and started 23... Averaged 15.0 points, 3.4 assists, 1.9 steals and 2.9 rebounds per game... Scored in double figures in 25-of-30 games played, including the playoffs... Playoff averages of 13.2 points, 3.0 assists, 1.2 steals and 2.8 rebounds per game... Made her New York Liberty debut in a win at Washington, coming off the bench to score 12 points with a pair of assists in 31 minutes of action (7/9)... First start in a Liberty uniform, scoring 14 points, all in the second half, with a team-high 4 assists and 3 steals at Atlanta (7/12)... Made her Madison Square Garden debut as a member of the Liberty and scored 13 points with 4 assists in a win over San Antonio (7/15)... Came through in the clutch, scoring 4 points in the final 30 seconds, including the game-winning free throws with 1.7 remaining, to finish 17 points in a comeback win at Phoenix (7/18)... Torched Chicago for 30 points (11-14 FG) while knocking down 4-of-5 3-pointers, the most points for a player in their first game against a former team in WNBA history (8/7)... Set a New York Liberty single-game playoff record with 26 points, also most field goals (11), nailing 3 3-pointers with 4 assists in 44 minutes of action in game one of the Eastern Conference Semifinals against Washington (9/18)... Hit a career-playoff best 4 3-pointers to finish with 17 points in a win over Indiana in game one of the Eastern Conference Finals (9/23).



2014: Surpassed 2,000 career points in a 7/27 matchup at Tulsa joining Sylvia Fowles, Candice Dupree and Jia Perkins as the only players in Sky franchise history to score 2,000+ points . . . Appeared in 26 games, started in 24 . . . Averaged 15.0 points, 3.0 rebounds, and 3.8 assists per game . . . Played an average of 15.8 minutes per game . . . Scored in double-digits 20 times . . . Recorded a season-high 30 points in two games, both vs. New York . . . Had a season-high six rebounds at Washington (6/13) . . . Went eight games with no missed free throws, including 11-11 against New York (6/18) . . . Had a season high six steals against New York (6/18).

2013: Started 31 games . . . Sky's all-time career three-point leader . . . Prince set a new season high with 29 points vs. Atlanta on September 13 and was 8-for-8 at the free throw line . . . It was also her 5th game of the season scoring 20+ points . . . scored the Sky's 20,000th team point finishing the night with 21 points, 3 rebounds, and 2 steals.

2012: Scored 20 points nine times and hit the 30 point mark four times . . . Became first player to score 30 points in three straight games since Cynthia Cooper in 1987 . . . Named Player of the Week twice in the month of June . . . Finished fourth in the WNBA in points per game (18.1) . . . Ranked third in the WNBA in free throw percentage (90%) . . . Scored 31 points in come from behind win vs. Washington on June 1 . . . Scored 33 points in Atlanta on June 2 including the game tying three pointer at the buzzer to send the game into over time . . . Followed up that performance with a 32 point game on June 8 against Tulsa . . . Her five steals on May 30 at San Antonio pushed her to 145 total putting her atop the Sky's all time steals list . . . Had career high nine assists vs. Los Angeles on September 2 . . . Pulled down career high nine rebounds on June 2 in Atlanta . . . Missed eight games due to a broken foot suffered on June 16 in Indiana.

2011: For the second consecutive year Prince played in all 34 games in the regular season, starting in 27 games . . . She averaged 13.6 points and 3.0 assists per game and had six games where she scored 20 points or more . . . Prince was the second leading scorer on the Sky behind Sylvia Fowles (20.0 points) . . . In her second season in the WNBA, Prince was selected to her first All-Star team as a reserve player and played 20 minutes scoring eight points with two assists . . . Her best game came on July 23rd vs. the Connecticut Sun where she tallied 25 points and six assists in 37 minutes of play . . . Prince led the team in steals with 2.32 steals per game and finished the year with 79 steals. Ranking her second in the WNBA in 2011 and set a single-season record for steals with the Sky.

2010: Prince played in all 34 games as rookie, starting two . . . She averaged 9.8 points per game which was third best on the Sky . . . Her 2.7 assists per game led the Sky . . . Prince had 1.62 steals per game, second on the Sky . . . She averaged 19.6 minutes per game . . . Prince set the all-time Sky rookie record with 55 steals . . . Prince was second all-time amongst Sky rookies with 1.62 steals per game, 117-for-274 FGM-A on the season, 99 total assists, 24 3FGS and 78.4 FT percentage . . . Prince scored a career-high 20 points on two different occasions, vs. Indiana on May 22 and vs. New York on June 8 . . . In her first career start on Aug. 20 against Connecticut, Prince had 19 points on 8-of-16 shooting, 5 rebounds and 6 assists.

PRO OVERSEAS: Started her career with Spartak Moscow in 2009 before signing with Botas Spor in Turkey . . . Played one season for Glatasaray in Turkey in 2011-12 . . . Has played for Dynamo Kursk in Russia since 2012.

COLLEGE: Attended Rutgers University from 2006-2009 where she ranked ninth in scoring (1,552 points) and sixth in steals (260) . . . She averaged 19.5 points, 2.8 assists and 2.6 steals during her third and final season as a Scarlet Knight . . . In 2007, the Scarlet Knights won the BIG EAST Tournament and went on to the NCAA Championship, but came up short against Tennessee . . . During the 2008 season, Rutgers made a post season run to the Elite Eight, but lost to UConn . . . In 2009, Prince helped Rutgers, with 15 points, 3 steals and 2 assists, to the NCAA Sweet Sixteen before falling to Purdue . . . Prince was named BIG EAST First Team selection in 2008 and 2009 and received Associated Press All-America Third Team in 2009.

PERSONAL: Epiphanny Prince is originally from Brooklyn, New York . . . She left Rutgers University a year early to play overseas . . . Prince holds the record for most points in a single high school basketball game with 113 . . . Mother Kathy and Father Jerry were both in attendance at the 2010 WNBA Draft.

CAREER HIGHS	
PTS	33.....at Atlanta (6/02/12)
FGM	12.....2x, at Atlanta (6/02/12)
FGAs	25.....at Atlanta (6/02/12)
3FGM	6.....2x, at Phoenix (5/27/13)
3FGA	11.....at Chicago (9/11/13)
FTM	12.....at Connecticut (8/05/14)
FTA	13.....at Connecticut (8/05/14)
OREB	4.....at Atlanta (8/24/13)
DREB	7.....at Atlanta (6/02/12)
REB	9.....at Atlanta (6/02/12)
AST	9.....at Chicago (9/02/12)
STL	6.....2x, at Connecticut (8/14/15)
TO	6.....2x, at Atlanta (6/02/12)
BLK	2.....3x, at Indiana (8/16/14)
MIN	41.....at Chicago (8/11/13)

PLAYOFF	
PTS	26.....vs. Washington (9/18/15)
FGM	11.....vs. Washington (9/18/15)
FGA	16.....3x, last vs. Washington (9/18/15)
3FGM	4.....vs. Indiana (9/23/15)
3PTA	7.....at Indiana (9/03/14)
FTM	7.....at Chicago (9/20/13)
FTA	7.....at Chicago (9/20/13)
OREB	3.....at Atlanta (8/22/14)
DREB	5.....at Atlanta (8/22/14)
REB	8.....at Atlanta (8/22/14)
AST	7.....at Atlanta (8/22/14)
STL	3.....3x, at Phoenix (9/09/14)
TO	3.....at Phoenix (9/07/14)
BLK	3.....at Indiana (8/30/14)
MIN	44.....vs. Washington (9/18/15)

2015 GAME-BY-GAME STATISTICS

PRESEASON

Opponent	Date	MIN	FGM	FGA	FG%	3PM	3PA	3P%	FTM	FTA	FT%	OR	DR	REB	AST	STL	BLK	TO	PF	PTS	+/-	
vs. Chicago	5.22		DNP																			
ATLANTA	5.27		DNP																			
@ Minnesota	6.1		DNP																			

REGULAR SEASON

ATLANTA	6.5		DNP																			
@ Washington	6.6		DNP																			
INDIANA	6.9		DNP																			
PHOENIX	6.11		DNP																			
WASHINGTON	6.14		DNP																			
INDIANA	6.19		DNP																			
@ Atlanta	6.21		DNP																			
@ Tulsa	6.26		DNP																			
LOS ANGELES	6.28		DNP																			
@ Chicago	6.30		DNP																			
@ Washington	7.9	30:48	5	12	.417	0	1	.000	2	3	.667	1	2	3	2	1	1	4	3	12	3	
@ Atlanta	7.12	29:35	4	12	.333	1	4	.250	5	6	.833	2	1	3	4	3	0	1	4	14	-2	
SAN ANTONIO	7.15	26:12	5	9	.556	1	3	.333	2	3	.667	1	1	2	4	0	0	1	1	13	10	
CONNECTICUT	7.16	28:29	4	14	.286	1	5	.200	1	1	1.000	1	2	3	1	2	0	2	1	10	9	
@ Phoenix	7.18	25:24	5	14	.357	2	4	.500	5	5	1.000	1	2	3	4	1	0	2	0	17	9	
@ Seattle	7.21	22:23	4	10	.400	1	4	.250	1	1	1.000	0	0	0	4	2	0	3	2	10	-3	
@ Los Angeles	7.22	26:19	3	13	.231	0	1	.000	7	7	1.000	2	5	7	0	2	0	4	1	13	-1	
@ Indiana	7.29	31:24	7	13	.538	1	5	.200	2	3	.667	0	3	3	4	3	1	4	3	17	1	
SEATTLE	8.2	29:09	5	9	.556	1	2	.500	0	0	.000	0	3	3	5	2	1	1	0	11	22	
@ Chicago	8.7	30:47	11	14	.786	4	5	.800	4	5	.800	0	1	1	5	1	0	3	1	30	11	
CHICAGO	8.11	27:17	9	13	.692	0	1	.000	4	4	1.000	0	1	1	2	3	0	1	1	22	16	
@ Connecticut	8.14	33:06	9	17	.529	1	1	1.000	4	5	.800	3	4	7	6	6	0	0	1	23	16	
TULSA	8.15	26:29	2	11	.182	1	5	.200	4	4	1.000	1	1	2	5	1	0	1	1	9	-14	
@ San Antonio	8.19	22:46	4	9	.444	0	2	.000	2	2	1.000	0	3	3	6	3	0	0	0	10	6	
ATLANTA	8.21	31:06	6	13	.462	3	5	.600	3	3	1.000	2	3	5	3	2	1	4	1	18	14	
@ Indiana	8.23	33:39	5	14	.357	0	3	.000	5	5	1.000	0	2	2	4	4	0	2	1	15	-3	
MINNESOTA	8.28	29:52	10	16	.625	1	4	.250	1	1	1.000	1	3	4	2	0	1	1	3	22	19	
@ Connecticut	8.29	31:20	7	13	.538	0	2	.000	4	4	1.000	0	1	1	4	4	0	1	0	18	8	
ATLANTA	9.1	34:24	4	12	.333	1	2	.500	2	3	.667	0	3	3	2	1	0	0	2	11	1	
CHICAGO	9.3	30:08	5	7	.714	0	0	.000	0	0	.000	0	3	3	2	1	0	0	2	10	-22	
@ Minnesota	9.6	36:12	8	14	.571	1	2	.500	1	1	1.000	2	1	3	6	1	0	1	2	18	3	
CONNECTICUT	9.9	35:35	10	15	.667	3	4	.750	2	2	1.000	2	5	7	5	4	0	1	1	25	16	
WASHINGTON	9.11	15:14	3	9	.333	2	4	.500	1	1	1.000	0	0	0	0	0	0	0	1	9	-19	
@ Indiana	9.13	15:02	3	10	.300	0	0	.000	0	0	.000	1	1	2	1	2	0	0	3	6	7	

EASTERN CONFERENCE SEMIFINALS

WASHINGTON	9.18	44:09	11	16	.688	3	5	.600	1	2	.500	1	4	5	4	1	1	2	4	26	-1
at Washington	9.20	24:37	3	13	.231	1	4	.250	4	4	1.000	1	1	2	3	1	0	0	0	11	12
WASHINGTON	9.22	30:52	2	12	.167	1	3	.333	2	2	1.000	0	1	1	3	1	0	2	1	7	-6

EASTERN CONFERENCE FINALS

INDIANA	9.23	29:11	6	12	.500	4	6	.667	1	1	1.000	1	2	3	2	2	0	2	1	17	12
at Indiana	9.27	35:07	4	14	.286	1	5	.200	3	3	1.000	0	1	1	2	2	1	1	2	12	-10
INDIANA	9.29	31:35	2	11	.182	1	6	.167	1	4	.250	1	4	5	4	0	0	4	2	6	-18





GUARD

#14 SUGAR RODGERS

FOURTH SEASON | GEORGETOWN '13 | SUFFOLK, VA. | 5-9 | BORN DEC. 8, 1989

SUGAR RODGERS REGULAR SEASON YEAR-BY-YEAR

Season	Team	G	GS	MIN	FG	FGA	FG%	3FG	3FGA	3FG%	FT	FTA	FT%	ORB	DRB	TRB	AVG.	AST	STL	BLK	TO	PF	PTS	AVG.
2013	MIN	28	0	212	19	60	.317	10	32	.313	4	7	.571	11	29	40	1.4	14	15	9	12	32	52	1.9
2014	NYL	34	0	564	72	204	.353	24	83	.289	36	49	.735	14	56	70	2.0	44	23	10	33	52	204	6.0
2015	NYL	33	5	618	84	247	.340	41	128	.320	59	67	.881	23	50	73	2.2	48	24	7	33	70	268	8.1
CAREER		95	5	1394	175	511	.342	75	243	.309	99	123	.805	48	135	183	1.9	106	62	26	78	154	524	5.5

SUGAR RODGERS POSTSEASON YEAR-BY-YEAR

Season	Team	G	GS	MIN	FG	FGA	FG%	3FG	3FGA	3FG%	FT	FTA	FT%	ORB	DRB	TRB	AVG.	AST	STL	BLK	TO	PF	PTS	AVG.
2013	MIN	5	0	11	1	4	.250	0	1	.000	1	2	.500	1	0	1	0.2	0	0	0	0	3	3	0.6
2015	NYL	6	0	9	16	43	.372	7	16	.438	14	16	.875	5	5	10	1.6	15	6	2	9	10	39	6.5
CAREER		11	0	20	17	47	.362	7	17	.412	15	18	.833	6	5	11	1.0	15	6	2	9	13	42	3.8

CAREER TRANSACTIONS: Selected by the Minnesota Lynx in the Second Round of the 2013 WNBA Draft, 14th overall selection... Acquired from Minnesota in exchange for the rights to swap 2015 third round draft picks on April 16, 2014.

CAREER HIGHLIGHTS:

- Selected in the 2nd Round of the 2013 Draft by Minnesota
- Scored a career-high 8.1 ppg with 41 3-pointers in 2015
- Has three-career 20+ point scoring performances, including one in the playoffs.
- Has seen scoring average improve over each of her first three seasons in the WNBA.

2015: Appeared in 33 games and started 5 times... Averaged 8.1 points, 2.2 rebounds, 1.5 assists and 14.7 minutes per game... Scored in double figures 15 times and topped 20 points on three occasions... Led the Liberty with 41 3-pointers, shooting 32.0 percent from 3-point range... Ranked 39th in the WNBA in points per game and 27th in 3-point field goal percentage... Playoff averages of 8.8 points, 1.5 rebounds, 1.7 rebounds, 2.5 assists and 1.0 steals per game... Made first-career start at Atlanta, and scored a season-high 17 points with a pair of 3-pointers in a NY win (6/21)... Scored a career-high 23 points, shooting 7-of-14 from the field and 3-of-6 from 3-point range to lead New York to a win over Los Angeles (6/28)... Scored in double figures over a stretch of seven-straight games from June 14-July 9... Matched her career-high of 23 points, hitting a career-high 5 3-pointers with 4 assists and 2 steals in an overtime win over Atlanta (9/1)... Came off the bench to score 15 points (6-11 FG) having never scored more than 2 points in a playoff game, also tallying 3 assists and 2 steals in a win at Washington in the Eastern Conference Semifinals (9/20)... Set a Liberty single-game playoff record with 10 made free throws in game three of the Eastern Conference semifinals (9/22)... Came off the bench to score 20 points, 14 in the second quarter with 3 assists and 2 steals in a closeout win over Washington in the Eastern Conference Semifinals (9/22)... Went 4-for-6 from 3-point range, dished out 5 assists and finished with 14 points in a win over Indiana in game one of the Eastern Conference Finals (9/23).

2014: Played in all 34 games... Averaged 6.0 points and 2.1 rebounds per game... More than doubled playing time, averaging 16.3 minutes per game... Recorded a season-high six rebounds against Connecticut (6/29)... Posted a career best in assists (four) at Seattle (7/24)... Registered a career-high 18 points in a win at Seattle (7/24).

CAREER HIGHS

PTS23 2x, last vs. Atlanta (9/01/15)
FGM8 at San Antonio (7/09/14)
FGA18 vs. Atlanta (9/01/15)
3FGM5 vs. Atlanta (9/01/15)
3FGA12 vs. Atlanta (9/01/15)
FTM7 2x, last at Atlanta (6/21/15)
FTA8 2x, last at Atlanta (6/21/15)
ORB3 at Washington (7/09/15)
DREB6 vs. Phoenix (6/11/15)
REB8 vs. Phenix (6/11/15)
AST5 2x, last vs. San Antonio (7/15/15)
STL4 2x, last vs. Phoenix (6/11/15)
TO3 4x, last at Tulsa (6/26/15)
BLK2 5x, last at Indiana (8/14/14)
MIN32 2x, last vs. Los Angeles (6/28/15)

PLAYOFF

PTS20 vs. Washington (9/22/15)
FGM6 at Washington (9/20/15)
FGA12 vs. Indiana (9/23/15)
3FGM4 vs. Indiana (9/23/15)
3FGA6 vs. Indiana (9/23/15)
FTM10 vs. Washington (9/22/15)
FTA10 vs. Washington (9/22/15)
ORB2 at Washington (9/20/15)
DREB2 2x, last vs. Indiana (9/23/15)
REB3 vs. Indiana (9/23/15)
AST5 vs. Indiana (9/23/15)
STL2 2x, last vs. Washington (9/22/15)
TO3 vs. Indiana (9/29/15)
BLK1 2x, last vs. Indiana (9/29/15)
MIN26 vs. Washington (9/22/15)

2013: Appeared in 28 games during her rookie season with the Minnesota Lynx ... Averaged 1.9 ppg and 1.4 rpg while logging 7.6 mpg ... Shot 31.7 percent from the floor and 31.3 percent from beyond the arc ... her 10 three-pointers made equaled the third-most on the team ... Registered season highs in assists (three) and steals (two) July 9 vs. Atlanta ... Posted season bests with 10 points and a team-high six rebounds June 21 at Los Angeles.

PRO OVERSEAS: Played for Pays d'Artois Basket Feminin in France in 2013 and Hapoel Rishon Le-Zion in Israel in 2014... Played for Good Angles Kosice in Slovakia in 2015... Signed with Atenienses de Manati in Puerto Rico in the fall of 2015.

COLLEGE: Was a four-year starter at Georgetown where she guided the Hoyas to three trips to the NCAA Tournament, including the Sweet 16 ... Finished career as the school's all-time leader in scoring (2,518) and three-pointers made (346) ... Finished with career averages of 19.4 points, 5.1 rebounds and 2.5 assists per game ... Posted the first, second, fourth and sixth-highest single-season point totals in program history ... Three-time Honorable Mention All-American and three-time First Team All-BIG EAST selections.

PERSONAL: Full name is Ta'Shauna Rodgers, but goes exclusively by "Sugar" ... Born in Suffolk, Virginia ... A McDonald's All-American who participated in the three-point competition placing second at the annual game ... Three-time Tidewater Conference Player of the Year ... Earned team MVP honors all four seasons at King's Fork High School ... Virginia First Team All-State honoree ... Won Southeastern District Regular Season and Tournament MVP awards her senior year ... Four-time all-district selection ... Nike Nationals MVP and 2007 AAU U-16 MVP playing for coach Boo Williams ... Ranked 26th overall on HoopGurlz.com's top 100 ranking and fifth out of the shooting guards, ... Was the ninth-ranked player in the nation by slamonline.com and 20th by Mike Flynn's Blue Star Report ... Scored 49 points in a game her senior season ... Holds school records in career points, rebounds, assists and blocks.

2015 GAME-BY-GAME STATISTICS

PRESEASON	Opponent	Date	MIN	FGM	FGA	FG%	3PM	3PA	3P%	FTM	FTA	FT%	OR	DR	REB	AST	STL	BLK	TO	PF	PTS	+/-
	vs. Chicago	5.22	20:55	1	10	.100	0	5	.000	1	2	.500	1	0	1	1	2	0	1	3	3	-18
	ATLANTA	5.27	18:52	4	7	.571	0	2	.000	3	4	.750	0	3	3	1	1	0	1	3	11	-3
	@ Minnesota	6.1	14:58	1	5	.200	0	2	.000	0	0	.000	0	2	2	0	4	1	3	1	2	-6
REGULAR SEASON																						
	ATLANTA	6.5	14:08	1	4	.250	1	4	.250	0	0	.000	0	1	1	1	1	0	1	2	3	14
	@ Washington	6.6	21:26	2	6	.333	0	2	.000	2	2	1.000	0	1	1	0	0	1	3	4	6	0
	INDIANA	6.9	24:39	2	10	.200	0	6	.000	1	2	.500	0	1	1	2	2	1	2	3	5	-9
	PHOENIX	6.11	22:55	1	8	.125	0	4	.000	2	3	.667	2	6	8	0	4	1	0	3	4	2
	WASHINGTON	6.14	23:39	3	10	.300	1	2	.500	3	3	1.000	2	5	7	5	0	0	2	3	10	-2
	INDIANA	6.19	27:43	3	11	.273	1	6	.167	4	4	1.000	1	2	3	3	0	0	1	4	11	-11
	@ Atlanta	6.21	31:55	4	8	.500	2	5	.400	7	8	.875	1	2	3	4	0	0	2	5	17	16
	@ Tulsa	6.26	28:55	4	8	.500	2	3	.667	2	3	.667	2	1	3	2	1	0	3	4	12	-9
	LOS ANGELES	6.28	32:14	7	14	.500	3	6	.500	6	6	1.000	0	5	5	3	0	0	0	4	23	9
	@ Chicago	6.30	27:09	4	12	.333	3	7	.429	0	0	.000	0	3	3	1	3	1	0	4	11	1
	@ Washington	7.9	28:13	4	12	.333	2	8	.250	5	7	.714	3	4	7	2	3	0	1	3	15	1
	@ Atlanta	7.12	23:30	1	6	.167	1	4	.250	0	0	.000	1	0	1	2	0	0	2	5	3	-2
	SAN ANTONIO	7.15	21:51	5	10	.500	2	5	.400	1	1	1.000	1	3	4	5	2	0	0	2	13	12
	CONNECTICUT	7.16	14:24	1	4	.250	0	3	.000	1	1	1.000	0	0	0	0	2	1	0	0	3	-1
	@ Phoenix	7.18	14:53	3	10	.300	2	5	.400	2	2	1.000	0	1	1	0	0	0	1	0	10	-3
	@ Seattle	7.21	21:52	3	9	.333	1	5	.200	1	2	.500	2	2	4	1	0	0	1	2	8	-1
	@ Los Angeles	7.22	13:48	2	6	.333	0	1	.000	1	1	1.000	0	2	2	2	0	0	1	1	5	8
	@ Indiana	7.29	15:21	2	5	.400	1	1	1.000	0	0	.000	1	1	2	0	0	1	2	1	5	-9
	SEATTLE	8.2	DNP																			
	@ Chicago	8.7	20:44	3	11	.273	2	7	.286	1	1	1.000	0	1	1	1	0	0	0	1	9	4
	CHICAGO	8.11	12:43	2	5	.400	2	3	.667	2	2	1.000	1	1	2	1	0	0	0	1	8	5
	@ Connecticut	8.14	6:40	1	3	.333	1	1	1.000	0	0	.000	1	0	1	0	0	0	2	0	3	-5
	TULSA	8.15	17:57	1	6	.167	1	4	.250	2	2	1.000	0	1	1	1	1	0	0	1	5	4
	@ San Antonio	8.19	12:09	2	5	.400	2	3	.667	0	0	.000	0	0	0	0	0	0	1	3	6	14
	ATLANTA	8.21	2:31	0	1	.000	0	1	.000	0	0	.000	1	1	2	0	0	0	0	0	0	4
	@ Indiana	8.23	4:29	1	1	1.000	0	0	.000	0	0	.000	1	0	1	0	0	0	0	0	2	-1
	MINNESOTA	8.28	9:04	2	3	.667	2	3	.667	0	0	.000	0	0	0	0	0	0	0	1	6	1
	@ Connecticut	8.29	8:41	2	5	.400	0	1	.000	2	3	.667	0	1	1	1	0	0	2	0	6	6
	ATLANTA	9.1	27:24	6	18	.333	5	12	.417	6	6	1.000	2	1	3	4	2	0	1	5	23	24
	CHICAGO	9.3	14:41	3	9	.333	0	3	.000	2	2	1.000	1	0	1	0	0	0	1	1	8	-5
	@ Minnesota	9.6	16:58	3	9	.333	1	4	.250	4	4	1.000	0	0	0	1	1	1	2	2	11	-5
	CONNECTICUT	9.9	6:35	0	1	.000	0	0	.000	0	0	.000	0	0	0	0	0	0	1	1	0	-3
	WASHINGTON	9.11	21:14	1	7	.143	0	2	.000	0	0	.000	0	1	1	2	0	0	0	0	2	-10
	@ Indiana	9.13	27:49	5	10	.500	3	7	.429	2	2	1.000	0	3	3	4	2	0	1	4	15	-2
EASTERN CONFERENCE SEMIFINALS																						
	WASHINGTON	9.18	8:51	0	3	.000	0	2	.000	1	2	.500	1	0	1	1	0	0	2	1	1	-3
	at Washington	9.20	18:21	6	11	.545	1	2	.500	2	2	1.000	2	0	2	3	2	0	1	2	15	1
	WASHINGTON	9.22	26:12	4	11	.364	2	5	.400	10	10	1.000	0	2	2	3	2	1	0	2	20	23
EASTERN CONFERENCE FINALS																						
	INDIANA	9.23	22:37	5	12	.417	4	6	.667	0	1	.000	1	2	3	5	1	0	1	1	14	13
	at Indiana	9.27	10:52	1	3	.333	0	0	.000	1	1	1.000	0	0	0	1	0	0	2	3	3	-11
	INDIANA	9.29	14:42	0	3	.000	0	1	.000	0	0	.000	1	1	2	2	1	1	3	1	0	0





GUARD

#5 SHONI SCHIMMEL

THIRD SEASON | LOUISVILLE '14 | MISSION, ORE. | 5-9 | BORN MAY 4, 1992

YEAR-BY-YEAR AVERAGES																
SEASON	TEAM	G	GS	MPG	FG%	3P%	FT%	OREB	DREB	RPG	APG	SPG	BPG	TO	PF	PPG
2014	ATL	34	2	21.3	.374	.342	.840	0.5	1.7	2.2	3.6	0.7	0.0	2.4	1.1	8.3
2015	ATL	32	16	19.8	.378	.383	.857	0.4	2.1	2.5	3.2	0.7	0.1	2.3	1.1	7.6
Career		66	18	20.6	.376	.360	.849	0.5	1.9	2.3	3.4	0.8	0.1	2.4	1.1	8.0

YEAR-BY-YEAR TOTALS																
SEASON	TEAM	G	GS	MIN	FGM-A	3PM-A	FTM-A	OREB	DREB	REB	AST	STL	BLK	TO	PF	PTS
2014	ATL	34	2	725	104 - 278	53 - 155	21 - 25	18	58	76	124	26	3	83	38	282
2015	ATL	32	16	634	85 - 225	49 - 128	24 - 28	12	67	79	101	24	5	76	34	243
Career		66	18	1359	189 - 503	102 - 283	45 - 53	30	125	155	225	50	8	159	72	525

CAREER TRANSACTIONS: Selected by the Atlanta Dream in the First Round of the 2014 WNBA Draft, 8th overall selection... Acquired from Atlanta in exchange for New York's second round draft pick in 2017.

CAREER HIGHLIGHTS:

- Two-time WNBA All-Star (2014, 2015)
- Named MVP of the 2014 WNBA All-Star Game during her rookie season.
- Career scoring average of 8.0 ppg and has averaged 51.0 3-pointers per season and 1.5 per game.
- Scored career-high 24 points at Phoenix on August 13, 2014.
- Named Eastern Conference Player of the Week on August 18, 2014.
- Career high of 11 assists came against San Antonio on May 16, 2014.
- Has hit five 3-pointers in a game on three occasions.

2014: Voted in as a starter for the WNBA All-Star Game ... All-Star Game MVP after scoring All-Star Game record with 29 points plus eight assists ... WNBA Player of the Week for games played Aug. 11-17 ... Set WNBA record for most assists in her first four games in the league (37) ... 15th in the WNBA in assists (3.6) and sixth in assists per 40 minutes (6.9) ... 53 made three-pointers was sixth most in the league ... Sixth among rookies in scoring (8.3) ... Averaged 14.3 points over her last seven games ... Played in all 34 games with two starts ... Fifteen double-figure scoring games ... In her WNBA debut, tied a team record with 11 assists ... 11 assists is second most in a debut in WNBA history, and just the fourth time ever – and first since 1999 – that a player had at least 10 assists in a WNBA debut ... Posted a double-double with 17 points, 10 assists in road opener at Indiana 5/17 ... Scored career-high 24 points with six boards 8/13 vs. Phoenix, and had just the sixth 20-point quarter in WNBA history, outscoring the Mercury 20-14 in the second quarter ... Averaged 6.3 points and 5.7 assists in three playoff games.

PERSONAL: Daughter of Rick Schimmel and CeCilee Moses ... Has a sister, Jude, who was her teammate at Louisville in each of her last three seasons ... Jude Schimmel is currently a member of the Dallas Wings... Raised on the Confederated Tribes of the Umatilla Indian Reservation in Mission, Ore.... Majored in communications ... The No. 8-ranked recruit in the nation by ESPN Hoop Gurlz ... Named a First-Team Parade All-American, an ESPN Rise First Team All-American and selected to the WBCA All-American team as a senior ... Finished her senior year averaging 29.8 points, 9.0 rebounds, 7.3 assists and 5.5 steals ... Finished her career with 2,120 points, ranking her sixth on Oregon's all-time scoring list.

CAREER HIGHS

PTS	24	vs. Phoenix (8/13/14)
FGM	8	vs. Phoenix (8/13/14)
FGA	19	vs. Minnesota (8/14/15)
3FGM	5	3x, last vs. Los Angeles (9/9/15)
3FGA	13	at Minnesota (7/22/14)
FTM	6	v vs. Phoenix (8/13/14)
FTA	7	vs. Phoenix (8/13/14)
OREB	3	vs. Chicago (6/7/14)
DREB	7	at New York (6/5/15)
REB	8	at New York (6/5/15)
AST	11	vs. San Antonio (5/16/14)
STL	4	2x, last vs. Los Angeles (9/9/15)
TO	7	3x, last at Indiana (8/7/15)
BLK	1	8x, last vs. Connecticut (8/25/15)
MIN	44	at Indiana (5/17/14)

PLAYOFF CAREER HIGHS

PTS	9	at Chicago (8/24/14)
FGM	4	at Chicago (8/24/14)
FGA	8	at Chicago (8/24/14)
3FGM	2	vs. Chicago (8/22/14)
3FGA	4	vs. Chicago (8/22/14)
FTM	2	vs. Chicago (8/22/14)
FTA	2	vs. Chicago (8/22/14)
OREB	N/A	
DREB	5	vs. Chicago (8/26/14)
REB	5	vs. Chicago (8/26/14)
AST	6	2x, last vs. Chicago (8/26/14)
STL	3	at Chicago (8/24/14)
TO	3	vs. Chicago (8/24/14)
BLK	N/A	
MIN	23	at Chicago (8/24/14)



CENTER

#41 KIAAH STOKES

SECOND SEASON | CONNECTICUT '15 | CEDAR RAPIDS, IOWA | 6-3 | BORN MARCH 30, 1993

KIAAH STOKES REGULAR SEASON YEAR-BY-YEAR

Season	Team	G	GS	MIN	FG	FGA	FG%	3FG	3FG%	FT	FTA	FT%	ORB	DRB	TRB	AVG.	AST	STL	BLK	TO	PF	PTS	AVG.	
2015	NYL	34	6	862	82	150	.547	0	2	.000	33	48	.688	60	159	219	6.4	26	24	67	37	76	197	5.8
CAREER		34	6	862	82	150	.547	0	2	.000	33	48	.688	60	159	219	6.4	26	24	67	37	76	197	5.8

KIAAH STOKES POSTSEASON YEAR-BY-YEAR

Season	Team	G	GS	MIN	FG	FGA	FG%	3FG	3FG%	FT	FTA	FT%	ORB	DRB	TRB	AVG.	AST	STL	BLK	TO	PF	PTS	AVG.	
2015	NYL	6	0	27	17	36	.472	0	0	.000	6	7	.857	18	31	49	8.2	0	5	8	7	9	40	6.7
CAREER		6	0	27	17	36	.472	0	0	.000	6	7	.857	18	31	49	8.2	0	5	8	7	9	40	6.7

CAREER TRANSACTIONS: Selected by the New York Liberty in the First Round of the 2015 WNBA Draft, 11th overall selection.

CAREER HIGHLIGHTS:

- Named to the 2015 WNBA All-Rookie Team
- Named to the w015 WNBA All-Defensive Second Team
- WNBA Rookie of the Month for August, 2015
- Career-high and Liberty single-game record eight blocks against Connecticut on July 16

2015: Named to the 2015 WNBA All-Rookie Team, finishing second with nine votes... Earned 2015 WNBA All-Defensive Second Team accolades... Named the WNBA Rookie of the Month for August on Sept. 1... Appeared in 34 games and started 6 times... Averaged 5.8 points, 6.4 rebounds, 1.9 blocks and 25.4 minutes per game... Led the Liberty in blocked shots 27 times, rebounding 13 times, and posted 3 double-doubles; only rookie to post a double-double in 2015... Ranked fourth in the WNBA in blocks, 11th in rebounds and 35th in minutes... Led all rookies in rebounding and blocked shots... Set a new franchise record with 67 blocked shots... Playoff averages of 6.7 points, 8.2 rebounds, and 1.3 blocks per game... Notched first-career double-double with 11 points and 10 rebounds, also dishing out season-best 4 assists with 2 blocked shots in a win at Chicago (6/30)... One of the most impressive stat lines of the season, blocking a Liberty franchise record 8 shots to go along with 7 points and 8 rebounds in a win over Connecticut (7/16)... Strong all-around performance with 9 points and 9 rebounds, blocking 3 shots with 2 steals in a season high 33 minutes in a win at Los Angeles (7/22)... Career-high 13 points (6-8 FG) with 11 rebounds for second-career double-double in a home win over Chicago (8/11)... Led all players with 13 rebounds, scoring 8 points with 2 blocks in 30 minutes off the bench in a closeout win over Washington in the Eastern Conference Semifinals (9/22)... Nearly perfect in leading all scorers with a career-best 21 points on 9-of-11 shooting with 3 blocks and 5 rebounds in a win over Indiana in game one of the Eastern Conference Finals (9/23).

PRO OVERSEAS: Played for the Samsung Blue Minx in South Korea in 2015-16.

INTERNATIONAL: Played for the USA Basketball U16 National Team and won a gold medal at the FIBA Americas U16 Championship in Mexico City in 2009.

CAREER HIGHS

PTS	13	vs. Chicago (8/11/15)
FGM	6	2x, last at Connecticut (8/29/15)
FGA	8	3x, last vs. Connecticut (9/09/15)
3FGM	N/A	
3FGA	1	2x, last at Indiana (9/13/15)
FTM	5	at Chicago (6/30/15)
FTA	6	at Chicago (6/30/15)
OREB	5	at Chicago (6/30/15)
DREB	8	4x, last vs. Minnesota (8/28/15)
REB	11	4x, last vs. Minnesota (8/28/15)
AST	4	vs. Chicago (6/30/15)
STL	4	vs. Atlanta (9/01/15)
TO	5	vs. Chicago (8/11/15)
BLK	8	vs. Connecticut (7/16/15)
MIN	36	vs. Atlanta (9/01/15)

PLAYOFF CAREER HIGHS

PTS	21	vs. Indiana (9/23/15)
FGM	9	vs. Indiana (9/23/15)
FGA	11	vs. Indiana (9/23/15)
3FGM	N/A	
3FGA	N/A	
FTM	3	2x, last vs. Indiana (9/23/15)
FTA	4	vs. Washington (9/18/15)
OREB	3	2x, last vs. Indiana (9/23/15)
DREB	8	2x, last at Indiana (9/27/15)
REB	13	vs. Washington (9/22/15)
AST	N/A	
STL	1	5x, last vs. Indiana (9/29/15)
TO	2	2x, last at Indiana (9/27/15)
BLK	3	vs. Indiana (9/23/15)
MIN	30	vs. Washington (9/22/15)

COLLEGE: A three-time national champion, Stokes concluded her senior season after one of the nation's finest defensive campaigns... The 2014-15 American Athletic Conference Defensive Player of the Year, Stokes set a new school single-season block record when she rejected 147 shots... Finished her career at No. 3 in Husky history with 325 blocks.... Additionally, the center ranked second on the team with 265 rebounds, averaging 6.8 boards in just 18.3 minutes as a senior, which ranked 13th in the conference. Her 278 rebounds in 2013-14 were the sixth-most ever pulled down by a UConn junior while her 89 rejections was the third-highest total by a Husky junior ... A member of the 2011-12 Big East All-Freshman Team... Stokes shot over 57.0 percent from the field in each of her four seasons, highlighted by a career-best .660 field goal percentage in the 2012-13 season... Posted collegiate career averages of 4.5 points, 6.8 rebounds, and 3.9 blocks per game.

PERSONAL: Born on March 30, 1993 ... Mother Julie Saddler and father Greg Stokes ... Father was an All-American basketball player at the University of Iowa, played for the Philadelphia 76ers and won gold with the 1983 USA Pan American Games Team. Psychology major ... Averaged 25.0 points, 14.8 rebounds and 5.1 blocks per game in her final year at Linn-Mar High School ... Named to the 2010 United State Women's Youth Olympic Games Team.

2015 GAME-BY-GAME STATISTICS

PRESEASON

Opponent	Date	MIN	FGM	FGA	FG%	3PM	3PA	3P%	FTM	FTA	FT%	OR	DR	REB	AST	STL	BLK	TO	PF	PTS	+/-
vs. Chicago	5.22	25:42	5	14	.357	0	0	.000	1	2	.500	3	8	11	0	1	1	0	1	11	-7
ATLANTA	5.27	27:59	4	5	.800	0	0	.000	1	3	.333	2	9	11	0	1	4	2	2	9	4
@ Minnesota	6.1	25:22	2	4	.500	0	0	.000	2	2	1.000	1	4	5	0	0	1	1	2	6	10

REGULAR SEASON

ATLANTA	6.5	17:13	1	2	.500	0	0	.000	0	0	.000	0	3	3	0	0	3	0	1	2	-14
@ Washington	6.6	26:18	1	3	.333	0	0	.000	1	5	.200	2	7	9	1	0	2	2	2	3	-4
INDIANA	6.9	26:48	4	6	.667	0	0	.000	3	5	.600	2	4	6	1	0	3	0	2	11	6
PHOENIX	6.11	30:48	3	7	.429	0	1	.000	0	0	.000	3	8	11	2	0	2	0	0	6	13
WASHINGTON	6.14	23:28	1	3	.300	0	0	.000	0	0	.000	2	3	5	0	1	1	1	2	2	-18
INDIANA	6.19	26:10	2	2	1.000	0	0	.000	0	0	.000	2	6	8	1	0	0	1	2	4	-8
@ Atlanta	6.21	11:35	2	3	.667	0	0	.000	0	1	.000	0	3	3	0	0	0	1	2	4	-2
@ Tulsa	6.26	21:45	2	3	.667	0	0	.000	2	3	.667	1	4	5	0	0	4	1	3	6	5
LOS ANGELES	6.28	24:57	3	4	.750	0	0	.000	3	4	.750	0	3	3	0	1	3	0	2	9	9
@ Chicago	6.30	31:57	3	4	.750	0	0	.000	5	6	.833	5	5	10	4	1	2	1	2	11	11
@ Washington	7.9	27:24	1	3	.333	0	0	.000	0	0	.000	2	5	7	0	0	5	2	4	2	-2
@ Atlanta	7.12	10:19	2	2	1.000	0	0	.000	2	2	1.000	1	2	3	0	0	0	3	4	6	-13
SAN ANTONIO	7.15	26:56	3	7	.429	0	0	.000	1	2	.500	1	6	7	3	1	4	0	4	7	17
CONNECTICUT	7.16	30:01	2	5	.400	0	0	.000	3	4	.750	1	7	8	0	1	8	0	0	7	-2
@ Phoenix	7.18	25:18	2	5	.400	0	0	.000	0	0	.000	1	3	4	3	1	2	0	2	4	1
@ Seattle	7.21	20:34	1	1	1.000	0	0	.000	2	2	1.000	0	5	5	2	0	2	1	3	4	18
@ Los Angeles	7.22	33:29	4	7	.571	0	0	.000	1	2	.500	3	6	9	0	2	3	1	1	9	9
@ Indiana	7.29	14:04	2	2	1.000	0	0	.000	0	0	.000	0	2	2	0	0	0	2	6	4	-10
SEATTLE	8.2	25:07	2	5	.400	0	0	.000	0	1	.000	0	6	6	0	2	0	2	0	4	-2
@ Chicago	8.7	23:06	2	3	.667	0	0	.000	0	0	.000	2	8	10	0	0	0	1	4	4	4
CHICAGO	8.11	28:11	6	8	.750	0	0	.000	1	2	.500	3	8	11	1	0	2	5	2	13	14
@ Connecticut	8.14	31:04	3	6	.500	0	0	.000	0	0	.000	2	3	5	0	0	3	2	0	6	12
TULSA	8.15	29:40	2	4	.500	0	0	.000	4	4	1.000	2	2	4	0	2	1	0	3	8	13
@ San Antonio	8.19	29:52	2	7	.286	0	0	.000	0	0	.000	4	7	11	1	1	2	2	2	4	25
ATLANTA	8.21	22:58	3	5	.600	0	0	.000	2	2	1.000	4	5	9	1	0	2	1	3	8	12
@ Indiana	8.23	29:39	4	6	.667	0	0	.000	0	0	.000	3	3	6	0	1	4	1	4	8	5
MINNESOTA	8.28	28:23	1	3	.333	0	0	.000	3	3	1.000	3	8	11	0	1	0	0	3	5	1
@ Connecticut	8.29	30:26	6	8	.750	0	0	.000	0	0	.000	3	7	10	1	1	1	2	3	12	23
ATLANTA	9.1	35:33	5	5	1.000	0	0	.000	0	0	.000	4	3	7	1	4	4	1	1	10	21
CHICAGO	9.3	19:35	0	3	.000	0	0	.000	0	0	.000	1	3	4	0	0	2	1	2	0	-17
@ Minnesota	9.6	28:03	2	3	.667	0	0	.000	0	0	.000	1	3	4	1	2	1	0	1	4	-2
CONNECTICUT	9.9	26:46	3	8	.375	0	0	.000	0	0	.000	1	6	7	2	0	1	1	4	6	-9
WASHINGTON	9.11	21:09	0	3	.000	0	0	.000	0	0	.000	0	3	3	1	2	0	0	0	0	-2
@ Indiana	9.13	23:44	2	4	.500	0	1	.000	0	0	.000	1	2	3	0	0	0	2	2	4	1

EASTERN CONFERENCE SEMIFINALS

WASHINGTON	9.18	27:18	0	2	.000	0	0	.000	3	4	.750	4	5	9	0	1	1	0	0	3	-8
at Washington	9.20	22:04	3	6	.500	0	0	.000	0	0	.000	2	5	7	0	1	0	2	0	6	11
WASHINGTON	9.22	30:27	4	7	.571	0	0	.000	0	0	.000	5	8	13	0	1	2	1	4	8	8

EASTERN CONFERENCE FINALS

INDIANA	9.23	25:30	9	11	.818	0	0	.000	3	3	1.000	3	2	5	0	1	3	1	1	21	16
at Indiana	9.27	25:35	0	4	.000	0	0	.000	0	0	.000	3	8	11	0	0	1	2	4	0	-1
INDIANA	9.29	26:19	1	6	.167	0	0	.000	0	0	.000	1	3	4	0	1	1	1	0	2	1



CENTER

#8 CAROLYN SWORDS

FIFTH SEASON | BOSTON COLLEGE '11 | SUDBUARY, MASS. | 6-6 | BORN JULY 19, 1989

CAROLYN SWORDS REGULAR SEASON YEAR-BY-YEAR

Season	Team	G	GS	MIN	FG	FGA	FG%	3FG	3FGA	3FG%	FT	FTA	FT%	ORB	DRB	TRB	AVG.	AST	STL	BLK	TO	PF	PTS	AVG.
2011	CHI	29	4	218	28	53	.528	0	0	.000	21	24	.875	17	34	51	1.8	9	5	7	16	26	77	2.7
2012	CHI	30	9	334	52	91	.571	0	0	.000	15	22	.682	45	51	96	3.2	8	11	14	19	57	119	4.0
2013	CHI	16	2	181	26	42	.619	0	0	.000	7	9	.778	16	25	41	2.6	10	8	12	14	33	59	3.7
2015	NYL	34	22	510	67	132	.508	0	0	.000	38	47	.809	51	85	136	4.0	20	18	22	37	95	172	5.1
CAREER		109	37	1243	173	318	.544	0	0	.000	81	102	.794	129	195	324	2.9	47	42	55	86	211	427	3.9

CAROLYN SWORDS POSTSEASON YEAR-BY-YEAR

Season	Team	G	GS	MIN	FG	FGA	FG%	3FG	3FGA	3FG%	FT	FTA	FT%	ORB	DRB	TRB	AVG.	AST	STL	BLK	TO	PF	PTS	AVG.
2015	NYL	5	5	26	14	19	.737	0	0	.000	4	6	.667	12	11	23	4.6	4	2	2	5	14	32	6.4
CAREER		5	5	26	14	19	.737	0	0	.000	4	6	.667	12	11	23	4.6	4	2	2	5	14	26	6.4

CAREER TRANSACTIONS: Selected by the Chicago Sky in the Second Round of the 2011 WNBA Draft, 15th overall selection... Signed as a free agent with the New York Liberty on Feb. 2, 2015.

CAREER HIGHLIGHTS:

- Played a career-high 34 games in 2015 with New York, also making a career-best 22 starts.
- Ranked 29th in the WNBA in rebounds and 25th in blocks in 2015.

2015: Appeared in 34 games and started the final 22 games of the season... Averaged 5.1 points, 4.0 rebounds, 0.6 blocks and 15.0 minutes per game... Ranked 29th in the league in rebounding and 25th in blocks... Had five games scoring in double figures... Playoff averages of 6.4 points, 4.6 rebounds and 0.4 blocks per game... Scored 6 points with 2 steals and 2 rebounds in a win over Atlanta in the season opener (6/5)... Shot a perfect 5-for-5 from the field to finish with 11 points at Washington (6/6)... Scored a season-high 12 points to lead all Liberty scorers, also pulling down 5 boards, against Washington (6/14)... Shot 6-of-8 to finish with 12 points while also leading the Liberty in blocks (5) and steals (3) in a win at Atlanta (6/21).. Made 1st start in a Liberty uniform, and the 1st start overall since 2013 season, scoring 8 points (4-5 FG) with 4 rebounds in a win over San Antonio (7/15)... Matched a season-high of 7 rebounds, also scoring 9 points (4-5 FG) with two steals in a win over Atlanta (8/21)... Career-high 10 rebounds, also scoring 6 points in a win over Connecticut (9/9)... Tied for the team lead with 9 rebounds, also scoring 6 points, in game one of the Eastern Conference Semifinals against Washington (9/18)... After missing a game due to injury, returned to the starting lineup to score 6 points on 3-for-3 shooting in a win over Indiana in game one of the Eastern Conference Finals (9/23).

2014: Missed the entire season due to injury.

2013: Played in 16 games (started two) during the 2013 season... tied her career high with three blocked shots on July 2... led the Sky in rebounds for the first time this season with 7 on July 7.

2012: Played in 30 games (started nine)... Had second highest field goal percentage in WNBA at .571... Had career high 16 points and matched career high nine rebounds on September 20 vs. Atlanta... Recorded 14 points and six rebounds in win at Connecticut on August 26... Pulled down a career high five offensive rebounds vs. Minnesota on September 11.

CAREER HIGHS

PTS.....	16.....	vs. Atlanta (9/20/12)
FGM.....	8.....	vs. Atlanta (9/20/12)
FGA.....	12.....	vs. Atlanta (9/20/12)
3FGM.....	N/A.....	
3FGA.....	N/A.....	
FTM.....	7.....	at Indiana (9/01/12)
FTA.....	8.....	2x, last at Atlanta (7/12/15)
OREB.....	5.....	vs. Minnesota (9/11/12)
DREB.....	7.....	vs. Connecticut (9/09/15)
REB.....	10.....	vs. Connecticut (9/09/15)
AST.....	4.....	at Minnesota (9/08/11)
STL.....	5.....	at New York (7/18/13)
TO.....	3.....	7x, last vs. Washington (9/11/15)
BLK.....	5.....	at Atlanta (6/21/15)
MIN.....	31.....	2x, last vs. Chicago (7/18/13)

PLAYOFF

PTS.....	12.....	vs. Washington (9/20/15)
FGM.....	5.....	at Washington (9/20/15)
FGA.....	6.....	at Washington (9/20/15)
3FGM.....	N/A.....	
3FGA.....	N/A.....	
FTM.....	2.....	2x, last at Washington (9/20/15)
FTA.....	3.....	vs. Washington (9/18/15)
OREB.....	5.....	vs. Washington (9/18/15)
DREB.....	4.....	vs. Washington (9/18/15)
REB.....	9.....	vs. Washington (9/18/15)
AST.....	1.....	4x, last vs. Indiana (9/29/15)
STL.....	1.....	2x, last vs. Indiana (9/29/15)
TO.....	2.....	vs. Indiana (9/23/15)
BLK.....	1.....	2x, last vs. Indiana (9/23/15)
MIN.....	26.....	vs. Washington (9/18/15)

2011: In her first season in the WNBA, Swords played 29 games and started four . . . Swords averaged 2.7 points and 1.8 rebounds per game . . . Her best game came on September 8th at Minnesota where Swords picked up nine points, grabbed eight rebounds, dished out four assists and recorded three blocks, all season highs.

PRO OVERSEAS: During the 2011-2012 offseason Swords played for Mariana in Spain then moved to Turkey to play for Istanbul Universitesi . . . Played for Umbertide in Italy in 2014-15 . . . Played for the Sydney Uni Flames in the WNBL in Australia in 2015-16.

COLLEGE: Swords is the second all-time leading scorer in Boston College history with 2,029 career points. She is the all-time leader in several categories at Boston College including rebounds (1,159 career), blocks (178 career), and field goal percentage (67.6 career). Swords scored in double figures in 111 games and rebounded in double figures in 50 games. She was named to the All-American Honorable Mention Team as a senior.

PERSONAL: Born on July 19, 1989 . . . One of five siblings . . . Was a National Honor Society student and a member of Cum Laude Society . . . Graduated from Boston College with a degree in Communication . . . Favorite food "chocolate" . . . Favorite book "To Kill a Mockingbird."

2015 GAME-BY-GAME STATISTICS

PRESEASON

Opponent	Date	MIN	FGM	FGA	FG%	3PM	3PA	3P%	FTM	FTA	FT%	OR	DR	REB	AST	STL	BLK	TO	PF	PTS	+/-
vs. Chicago	5.22	6:43	0	3	.000	0	0	.000	0	0	.000	0	0	0	0	0	1	1	1	0	-4
ATLANTA	5.27	17:08	2	4	.500	0	0	.000	1	1	1.000	4	4	8	0	0	2	1	1	5	4
@ Minnesota	6.1	7:47	2	3	.667	0	0	.000	0	0	.000	2	1	3	0	1	1	0	2	4	-6

REGULAR SEASON

ATLANTA	6.5	15:04	2	5	.400	0	0	.000	2	2	1.000	1	1	2	1	2	0	0	2	6	21
@ Washington	6.6	10:37	5	5	1.000	0	0	.000	1	1	1.000	1	0	1	0	0	1	3	3	11	-6
INDIANA	6.9	8:59	1	4	.250	0	0	.000	4	4	1.000	1	3	4	0	1	2	1	3	6	-1
PHOENIX	6.11	9:41	3	4	.750	0	0	.000	1	1	1.000	2	1	3	0	0	1	3	3	7	-4
WASHINGTON	6.14	16:49	5	10	.500	0	0	.000	2	2	1.000	4	1	5	0	1	1	1	4	12	0
INDIANA	6.19	12:13	1	2	.500	0	0	.000	3	4	.750	0	1	1	1	0	0	2	3	5	-14
@ Atlanta	6.21	27:14	6	8	.750	0	0	.000	0	0	.000	3	3	6	1	3	5	2	2	12	3
@ Tulsa	6.26	13:03	4	7	.571	0	0	.000	0	0	.000	2	1	3	1	0	2	1	4	8	-2
LOS ANGELES	6.28	11:39	1	1	1.000	0	0	.000	1	2	.500	0	1	1	0	1	0	0	4	3	-3
@ Chicago	6.30	5:35	0	1	.000	0	0	.000	2	2	1.000	0	5	5	1	1	0	2	0	2	3
@ Washington	7.9	21:53	3	7	.429	0	0	.000	3	3	1.000	4	3	7	0	0	0	0	2	9	3
@ Atlanta	7.12	21:31	2	6	.333	0	0	.000	6	8	.750	3	1	4	1	0	1	1	4	10	9
SAN ANTONIO	7.15	21:09	4	5	.800	0	0	.000	0	0	.000	3	1	4	1	0	1	1	1	8	12
CONNECTICUT	7.16	14:47	0	2	.000	0	0	.000	2	2	1.000	1	4	5	0	1	0	0	1	2	0
@ Phoenix	7.18	12:36	0	2	.000	0	0	.000	0	0	.000	3	3	6	0	0	1	0	4	0	-3
@ Seattle	7.21	17:06	1	3	.333	0	0	.000	0	0	.000	2	3	5	0	0	0	0	1	2	-10
@ Los Angeles	7.22	6:30	0	6	.000	0	0	.000	0	0	.000	2	0	2	0	1	1	0	1	0	-5
@ Indiana	7.29	13:29	2	3	.667	0	0	.000	0	0	.000	0	2	2	1	0	0	1	4	4	5
SEATTLE	8.2	16:46	3	5	.600	0	0	.000	0	1	.000	1	3	4	0	2	2	2	3	6	12
@ Chicago	8.7	23:13	0	3	.000	0	0	.000	3	4	.750	3	2	5	0	0	0	3	3	3	7
CHICAGO	8.11	24:16	2	5	.400	0	0	.000	0	0	.000	0	2	2	2	0	0	0	3	4	12
@ Connecticut	8.14	13:11	0	1	.000	0	0	.000	0	0	.000	0	1	1	1	0	0	1	2	0	-1
TULSA	8.15	10:12	1	3	.333	0	0	.000	0	0	.000	0	2	2	0	0	0	2	1	2	-16
@ San Antonio	8.19	11:17	2	5	.400	0	0	.000	0	0	.000	0	3	3	0	1	1	3	6	4	3
ATLANTA	8.21	17:54	4	5	.800	0	0	.000	1	2	.500	1	6	7	1	2	0	1	3	9	-1
@ Indiana	8.23	9:36	1	3	.333	0	0	.000	0	0	.000	0	1	1	1	0	0	0	4	2	-10
MINNESOTA	8.28	12:27	3	3	1.000	0	0	.000	2	3	.667	0	3	3	1	0	1	2	4	8	7
@ Connecticut	8.29	18:34	2	2	1.000	0	0	.000	0	0	.000	0	5	5	0	0	0	1	2	4	1
ATLANTA	9.1	11:39	0	0	.000	0	0	.000	0	0	.000	2	4	6	0	1	0	1	1	0	-15
CHICAGO	9.3	24:34	2	5	.400	0	0	.000	1	2	.500	2	4	6	3	1	2	0	4	5	-6
@ Minnesota	9.6	12:52	0	1	.000	0	0	.000	0	0	.000	1	3	4	0	0	0	0	2	0	2
CONNECTICUT	9.9	16:59	3	5	.600	0	0	.000	0	0	.000	3	7	10	0	0	0	0	3	6	18
WASHINGTON	9.11	16:43	1	1	1.000	0	0	.000	2	2	1.000	3	2	5	1	0	0	3	4	4	-18
@ Indiana	9.13	10:07	3	4	.750	0	0	.000	2	2	1.000	3	3	6	2	0	0	0	4	8	-2

EASTERN CONFERENCE SEMIFINALS

WASHINGTON	9.18	26:29	2	5	.400	0	0	.000	2	3	.667	5	4	9	1	1	1	1	3	6	-4
@ Washington	9.20	18:47	5	6	.833	0	0	.000	2	2	1.000	4	2	6	1	0	0	1	3	12	4
WASHINGTON	9.22				DNP																

EASTERN CONFERENCE FINALS

INDIANA	9.23	14:30	3	3	1.000	0	0	.000	0	1	.000	0	1	1	1	0	1	2	1	6	1
@ Indiana	9.27	14:25	3	3	1.000	0	0	.000	0	0	.000	0	3	3	0	0	0	0	3	6	-5
INDIANA	9.29	13:41	1	2	.500	0	0	.000	0	0	.000	3	1	4	1	1	0	1	4	2	-16



FORWARD

#30 TANISHA WRIGHT

12TH SEASON | PENN STATE '05 | PITTSBURGH, PA. | 5-11 | BORN NOV. 29, 1983

TANISHA WRIGHT REGULAR SEASON YEAR-BY-YEAR

Season	Team	G	GS	MIN	FG	FGA	FG%	3FG	3FG%	FT	FTA	FT%	ORB	DRB	TRB	AVG.	AST	STL	BLK	TO	PF	PTS	AVG.	
2005	SEA	34	8	528	49	106	.462	0	1	.000	24	36	.667	20	37	57	1.7	53	18	3	40	60	122	3.6
2006	SEA	33	0	508	42	119	.353	2	14	.143	38	45	.844	19	41	60	1.8	41	11	2	52	53	124	3.8
2007	SEA	34	5	547	50	125	.400	6	22	.273	33	39	.846	17	26	43	1.3	69	31	2	55	56	139	4.1
2008	SEA	34	14	808	108	250	.432	4	24	.167	48	61	.787	32	84	116	3.4	84	31	8	78	94	268	7.9
2009	SEA	33	33	1072	150	324	.463	8	30	.267	96	106	.906	44	73	117	3.5	129	50	10	85	119	404	12.2
2010	SEA	34	34	988	107	261	.410	23	56	.411	76	90	.844	27	85	112	3.3	154	41	9	71	110	313	9.2
2011	SEA	33	32	953	118	240	.492	18	49	.367	78	87	.897	25	81	106	3.2	97	40	1	90	97	332	10.1
2012	SEA	32	32	953	88	236	.373	10	52	.192	67	78	.859	23	74	97	3.0	140	38	4	85	88	253	7.9
2013	SEA	34	34	1050	146	332	.440	13	46	.283	100	117	.855	29	98	127	3.7	138	38	7	98	90	405	11.9
2014	SEA	29	29	743	80	192	.417	5	18	.278	66	83	.795	14	54	68	2.3	103	27	4	61	75	231	8.0
2015	NYL	34	34	805	89	212	.420	12	33	.364	60	71	.845	22	59	81	2.4	119	28	3	73	68	250	7.4
CAREER		364	255	8955	1027	2397	.428	101	345	.293	686	813	.844	272	712	984	2.7	1127	353	53	788	910	2841	7.8

TANISHA WRIGHT POSTSEASON YEAR-BY-YEAR

Season	Team	G	GS	MIN	FG	FGA	FG%	3FG	3FG%	FT	FTA	FT%	ORB	DRB	TRB	AVG.	AST	STL	BLK	TO	PF	PTS	AVG.	
2005	SEA	3	0	38	1	5	.200	0	0	.000	7	7	1.000	1	4	5	1.6	7	3	0	2	6	9	3.0
2006	SEA	2	0	12	0	3	.000	0	1	.000	0	0	.000	0	0	0	0.0	1	0	0	2	1	0	0.0
2007	SEA	2	0	42	7	15	.467	0	2	.000	4	4	1.000	5	0	5	2.5	5	1	1	6	6	18	9.0
2008	SEA	3	3	103	14	34	.412	1	2	.500	12	16	.750	4	13	17	5.6	8	6	0	11	10	41	13.7
2009	SEA	3	3	98	13	38	.342	1	4	.250	8	8	1.000	9	7	16	5.3	16	5	0	9	12	35	11.7
2010	SEA	7	7	201	25	56	.446	5	14	.357	12	21	.571	3	15	18	2.6	20	9	1	19	20	67	9.6
2011	SEA	3	3	84	20	34	.588	6	10	.600	10	12	.833	3	9	12	4.0	7	5	1	9	11	56	18.7
2012	SEA	3	3	112	12	26	.462	2	5	.400	8	9	.889	3	8	11	3.6	18	3	0	7	6	34	11.3
2013	SEA	2	2	70	14	24	.583	1	3	.333	0	1	.000	1	3	4	2.0	6	4	0	6	8	29	14.5
2015	NYL	6	6	41	16	31	.516	2	4	.500	5	7	.714	4	12	16	2.6	23	9	0	10	15	37	6.2
CAREER		34	27	801	122	266	.459	18	45	.400	66	85	.776	33	71	104	111	45	3	81	95	326	9.6	

CAREER TRANSACTIONS: Selected by the Seattle Storm in the First Round of the 2005 WNBA Draft, 12th overall selection... Signed as a free agent with the New York Liberty on Feb. 2, 2015.

CAREER HIGHLIGHTS:

- Started every game in 2009 and 2010 and earned WNBA All-Defensive First Team honors in 2009, 2010, 2011 and 2013
- Earned Second Team WNBA All-Defensive honors in 2015.
- Won a WNBA Championship with the Seattle Storm in 2010
- Three-time Big Ten Defensive Player of the Year
- Played her 300th career game on Sept. 14, 2014 vs. Tulsa
- Is the only player in the WNBA to have competed in 32 games for nine consecutive seasons for the same team (Seattle, 2005-13).

2015: Named to 2015 WNBA All-Defensive Second Team... Started all 34 games... Averaged 7.4 points, 2.4 rebounds, 3.5 assists and 23.7 minutes per game... Ranked 9th in the WNBA in assists per game with 3.5... Also ranked 35th in the league in steals per game with 0.8... Had 20 games where she led the team in assists... 17 games with at least five assists... Scored in double figures in 12 games... Playoff averages of 6.5 points, 2.7 rebounds, 3.8 assists per game... Scored 14 points while dishing out a game-high 5 assists in a win over Atlanta in the season opener... The game against Atlanta was her first playing for a team other than Seattle in her 11-year WNBA career... Led New York offensively, shooting 5-of-6 to score 12 points against Indiana (6/19)... Hit 2 free throws with 3.1 seconds remaining to force overtime and finished with 12 points (5-7 FG) in a win at Washington (7/9)... Scored 12 points (6-12 FG) while leading the Liberty in rebounding (6) and assists (5) in a comeback win at Seattle (7/21)... Scored 13 points (5-11 FG)



with 3 assists at Indiana (7/29) . . . A Liberty season-high 9 assists, also scoring 7 points in a win at Connecticut (8/14) . . . Scored a season-high 16 points (7-10 FG, 2-3 3FG) to go along with 7 assists in a win at Minnesota (9/6) . . . Led the Liberty with 5 assists to go along with 9 points in a closeout win over Washington in the Eastern Conference Semifinals (9/22).

2014: Played in 29 games, starting in all 29 . . . Averaged 8.0 points, 2.3 rebounds and 3.6 assists . . . Scored a season high 24 points at Tulsa (6/15) . . . Registered five rebounds in four different games, most recent against Phoenix (7/22) . . . Scored double digits in nine games . . . Went 9-10 in free throws at Tulsa (6/15).

2013: Named to the WNBA All-Defensive First Team for the fourth time in her career . . . Scored her 2,000th career point June 14, 2013 vs. Atlanta . . . Recorded a double-double with 11 points and 10 assists on Aug. 31 at Minnesota . . . Scored a season-high 22 points vs. Minnesota on Sept. 7, 2013 – three points shy of her career-high (25) . . . Scored double-digits a team-high 21 times . . . One of three Storm players to start all 34 regular season games (Tina Thompson, Camille Little) . . . Played her 300th career game on Sept. 14 vs. Tulsa.

2012: Dished out a season high six assists in a loss at San Antonio, June 9 . . . Scored her 1,750th career point against San Antonio (6/9/12) on a lay-up late in the fourth quarter . . . On June 17, contributed to snapping Minnesota's record setting 10-game win streak with eight assists and 12 points . . . Topped the 250 games played plateau with the Storm July 1 at Connecticut . . . Topped her season high of 20 points with 21 points in a defeat versus the Sparks August 1 . . . Dished out a season high eight assists at home against Connecticut (9/16) . . .

Led the team in assists on 16 occasions . . . No. 9 in the WNBA in apg (4.4) and second on the team in apg . . . 2012 Averages: 7.9 ppg, 3.0 rpg, 4.4 apg, 1.2 spg, 29.8 mpg in 32 games played . . . 2012 Playoff Averages: 11.3 ppg, 3.7 rpg, 6.0 apg, 1.0 spg, 37.0 mpg in 3 games played.

2011: Named to the WNBA All-Defensive First Team . . . Reached 200 steals in her WNBA career vs. San Antonio on July 21 . . . Broke out with 17 points on 6-of-11 shooting at Washington, added 5 boards and 5-of-6 from the line . . . Scored a season-high 21 on July 9th vs. Los Angeles . . . Ranks fourth in the WNBA in free throw percentage (0.897) . . . One of four starters in double figures when she scored 18 vs. Connecticut, her ninth game in double digits.

2010: Averaged 9.2 ppg, 3.3 rpg, 4.5 apg and 29.1 mpg in 34 games . . . Named to the WNBA All-Defensive First Team . . . Scored a season-high 20 points on July 14 at Phoenix . . . Recorded a career-high 12 assists, her second straight double-double, and her third straight double-figure assists game on June 29 vs. San Antonio . . . Hit the game-winning 3-pointer on July 17 at Minnesota . . . Collected her 500th career rebound on August 17 vs. Minnesota . . . Started in all 34 games played . . . 2010 Playoffs: Averaged 9.6 ppg, 2.6 rpg, 2.9 apg and 28.7 mpg in seven games.

2009: Named to the WNBA All-Defensive First Team . . . Led the team in scoring six times . . . Led the team in rebounds three times . . . Led the team in assists 11 times . . . Scored 20-plus points five times . . . Handed out five-plus assists 10 times . . . Started in all 33 games played . . . 2009 Playoffs: Averaged 11.7 ppg, 5.3 rpg, 1.7 spg and 32.7 mpg in 3 games against the Los Angeles Sparks.

2008: Appeared in all 34 games and was in the starting lineup 14 times . . . Averaged 7.9 ppg, 3.4 rpg, 2.5 apg and 23.8 mpg . . . Tallied 10-plus points 14 times . . . Scored 17 points on 6-for-11 shooting vs. Minnesota on 9/6 . . . Led team in assists four times . . . Second on the team in assists per game (2.5) and total assists (84) . . . 2008 Playoffs: Averaged 13.7 ppg, 5.7 rpg, 2.7 apg, 2.0 spg and 34.3 mpg in three games . . . Scored 20 points on 8-for-15 shooting vs. Los Angeles on 9/23.

2007: Averaged 4.1 ppg, 1.3 rpg, 2.0 apg and 16.1 mpg . . . One of four Storm players to appear in all 34 games . . . Posted career highs in scoring (4.1 ppg), assists (2.0 apg) and free-throw percentage (.846) . . . Started five games in place of the injured Sue Bird (7/6-17) and averaged 9.0 ppg and 4.8 apg as a starter and surpassed 20 points once . . . Led the team in scoring once and in assists four times . . . Recorded her 100th career assist vs. San Antonio on 6/2 . . . Scored the 100th field goal of her career vs. Chicago on 6/26 . . . Scored a career-high 23 points in a career-high 38 minutes at San Antonio.

2006: Averaged 3.8 ppg, 1.8 rpg, 1.2 apg and 15.4 mpg in 33 games . . . Scored in double figures once and led the team in assists three times . . . Handed out a season-high four assists vs. San Antonio on 6/23, at Phoenix on 7/25 and at Minnesota on 8/1 . . . Hit the first three-pointer of her WNBA career at Los Angeles on 6/28 . . . Grabbed her 100th career rebound vs. Sacramento on 7/18 . . . Scored a season-high 11 points vs. Sacramento on 7/18.

2005: Shot 58.8% from the field and averaged 7.8 points in August . . . Averaged 3.6 ppg, 1.7 rpg, 1.6 apg and 15.5 mpg in 34 games . . . One of just four Seattle players to appear in every game . . . Started eight games, averaging 6.9 ppg, 3.3 rpg and 3.0 apg in 27.8 mpg . . . Tallied at least five assists three times and led the Storm in assists four times . . . Scored a career-high 17 vs. Phoenix on 8/27 . . . Reached the 100-point mark for her career at San Antonio on 8/23 . . . 2005 Playoffs: Averaged 3.0 ppg, 1.7 rpg, 2.3 apg, 1.0 spg and 12.7 mpg in three games.

PRO OVERSEAS: 2007-2008: Played for Hapoel Tel Aviv B.C in Israel in 2007-08 . . . Played for Tarbes GB in France in 2008-09 . . . Played for Elitzur Ramla in Israel from 2010-11 . . . Played for Maccabi Ashdod in 2015.

CAREER HIGHS

PTS	25	vs. Atlanta (8/29/09)
FGM	10	vs. Atlanta (8/29/09)
FGA	22	vs. Phoenix (9/10/09)
3FGM	3	2x, vs. Los Angeles (8/28/11)
3FGA	6	vs. San Antonio (6/09/12)
FTM	10	vs. Minnesota (9/07/13)
FTA	10	6x, at Tulsa (6/15/14)
OREB	5	vs. Los Angeles (6/26/09)
DREB	7	vs. Phoenix (5/22/10)
REB	9	vs. Phoenix (5/22/10)
AST	12	vs. San Antonio (6/29/10)
STL	5	2x, vs. Phoenix (8/16/12)
TO	8	at Sacramento (9/09/08)
BLK	3	vs. Sacramento (7/09/09)
MIN	46	vs. Phoenix (7/14/10)

PLAYOFF CAREER HIGHS

PTS	21	vs. Phoenix (9/15/11)
FGM	8	2x, vs. Minnesota (9/22/13)
FGA	16	vs. Los Angeles (9/18/09)
3FGM	3	at Phoenix (9/17/11)
3FGA	4	3x, at Phoenix (9/17/11)
FTM	7	vs. Minnesota (9/30/12)
FTA	8	at Los Angeles (9/19/08)
OREB	5	at Phoenix (8/26/07)
DREB	6	vs. Los Angeles (9/21/08)
DREB	7	vs. Los Angeles (9/21/08)
AST	9	vs. Los Angeles (9/18/09)
STL	5	vs. Atlanta (9/14/10)
TO	6	at Los Angeles (9/19/08)
BLK	1	3x, at Phoenix (9/17/11)
MIN	41	2x, last vs. Washington (9/18/15)

COLLEGE: Selected three times as the Big Ten Defensive Player of the Year (2003, 2004 and 2005) ... Led the Big Ten in scoring with 19.3 points per game ... Named a first-team USBWA All-American, an Associated Press third-team All-American and a Kodak All-American honorable mention selection ... Won unprecedented back-to-back Big Ten Defensive Player of the Year Awards ... Also named First-Team All-Big Ten by both the coaches and the media ... Recognized by the AP as Honorable Mention All-America.

PERSONAL: Majored in elementary education with a minor in sociology ... Teamed with future WNBA players Kelly Mazzante and Jessica Brungo at Penn State ... First Lady Lion ever selected in first round of WNBA Draft ... Lists Napoleon Dynamite as her favorite movie to quote, her favorite line being "Girls only want boyfriends who have great skills... You know, like nun chuck skills, bow hunting skills, computer hacking skills..."

2015 GAME-BY-GAME STATISTICS

PRESEASON

Opponent	Date	MIN	FGM	FGA	FG%	3PM	3PA	3P%	FTM	FTA	FT%	OR	DR	REB	AST	STL	BLK	TO	PF	PTS	+/-
vs. Chicago	5.22	15:05	2	3	.667	0	1	.000	1	1	1.000	0	1	1	2	1	0	1	1	5	-13
ATLANTA	5.27	14:30	2	6	.333	0	1	.000	0	0	.000	1	3	4	5	0	0	2	2	4	4
@ Minnesota	6.1	22:21	4	6	.667	1	2	.500	2	2	1.000	0	4	4	4	0	1	3	4	11	2

REGULAR SEASON

ATLANTA	6.5	32:25	4	8	.500	1	2	.500	5	7	.714	1	2	3	5	0	0	0	4	14	0
@ Washington	6.6	23:03	2	4	.500	0	0	.000	6	6	1.000	1	4	5	2	1	0	3	3	10	-12
INDIANA	6.9	21:15	4	6	.667	2	2	1.000	2	3	.667	1	2	3	5	0	0	0	1	12	15
PHOENIX	6.11	24:22	2	4	.500	0	0	.000	2	2	1.000	0	0	0	2	0	0	4	2	6	15
WASHINGTON	6.14	23:40	2	5	.400	0	0	.000	0	0	.000	2	2	4	3	2	1	2	0	4	-24
INDIANA	6.19	23:47	5	6	.833	1	1	1.000	1	1	1.000	0	2	2	0	0	1	5	5	12	-6
@ Atlanta	6.21	12:49	2	3	.667	0	0	.000	0	0	.000	1	0	1	2	1	0	3	2	4	2
@ Tulsa	6.26	30:50	2	6	.333	0	0	.000	3	3	1.000	0	4	4	5	0	0	7	1	7	-20
LOS ANGELES	6.28	27:23	4	6	.667	1	2	.500	3	4	.750	1	6	7	7	0	0	3	1	12	8
@ Chicago	6.30	26:45	4	8	.500	1	2	.500	1	1	1.000	0	1	1	4	2	0	3	5	10	-6
@ Washington	7.9	32:11	5	7	.714	0	1	.000	2	2	1.000	0	3	3	2	0	0	3	3	12	2
@ Atlanta	7.12	26:17	2	6	.333	0	1	.000	3	3	1.000	2	3	5	4	2	0	4	4	7	-9
SAN ANTONIO	7.15	15:12	1	4	.250	0	2	.000	0	0	.000	0	0	0	5	1	0	2	0	2	-2
CONNECTICUT	7.16	25:01	2	6	.333	0	0	.000	0	1	.000	0	1	1	5	1	0	4	2	4	10
@ Phoenix	7.18	24:43	1	5	.200	0	0	.000	1	1	1.000	1	1	2	1	2	0	0	3	3	8
@ Seattle	7.21	29:28	6	12	.500	0	0	.000	0	1	.000	1	5	6	5	0	0	2	3	12	6
@ Los Angeles	7.22	13:14	0	3	.000	0	0	.000	2	2	1.000	0	0	0	0	0	0	1	0	2	2
@ Indiana	7.29	27:45	5	11	.455	0	1	.000	3	3	1.000	1	0	1	3	1	1	2	3	13	1
SEATTLE	8.2	26:16	0	3	.000	0	0	.000	3	4	.750	1	1	2	5	1	0	2	2	3	19
@ Chicago	8.7	25:22	1	3	.333	0	1	.000	2	2	1.000	0	2	2	1	2	0	1	1	4	11
CHICAGO	8.11	23:04	4	8	.500	1	3	.333	0	0	.000	1	2	3	4	2	0	1	1	9	14
@ Connecticut	8.14	28:32	2	5	.400	0	0	.000	3	3	1.000	0	1	1	9	1	0	0	2	7	11
TULSA	8.15	9:01	1	1	1.000	0	0	.000	0	0	.000	0	0	1	0	0	0	2	2	2	-7
@ San Antonio	8.19	20:13	2	4	.500	0	1	.000	2	2	1.000	0	1	1	1	0	0	1	1	6	8
ATLANTA	8.21	28:51	0	7	.000	0	1	.000	2	2	1.000	1	1	2	6	1	0	2	2	2	9
@ Indiana	8.23	31:51	4	12	.333	1	3	.333	0	0	.000	3	4	7	6	0	0	1	2	9	2
MINNESOTA	8.28	24:53	3	6	.500	0	1	.000	1	1	1.000	0	3	3	6	2	0	4	2	7	13
@ Connecticut	8.29	18:34	2	5	.400	1	2	.500	1	2	.500	0	1	1	2	1	0	2	1	6	4
ATLANTA	9.1	32:35	1	6	.167	0	1	.000	7	9	.778	2	1	3	4	0	0	1	0	9	5
CHICAGO	9.3	16:55	2	6	.333	0	0	.000	3	4	.750	1	0	1	2	2	0	2	1	7	-5
@ Minnesota	9.6	24:49	7	10	.700	2	3	.667	0	0	.000	0	3	3	7	1	0	1	3	16	12
CONNECTICUT	9.9	29:11	4	10	.400	1	3	.333	2	2	1.000	0	1	1	4	0	0	3	1	11	26
WASHINGTON	9.11	10:00	0	6	.000	0	0	.000	0	0	.000	0	1	1	0	0	0	2	1	0	-14
@ Indiana	9.13	15:02	3	10	.300	0	0	.000	0	0	.000	1	1	2	1	2	0	0	3	6	7

EASTERN CONFERENCE SEMIFINALS

WASHINGTON	9.18	41:24	5	10	.500	1	2	.500	2	4	.500	0	3	3	3	0	0	2	1	13	4
at Washington	9.20	23:11	3	5	.600	0	0	.000	0	0	.000	0	3	3	6	2	0	0	1	6	19
WASHINGTON	9.22	31:09	4	9	.444	0	1	.000	1	1	1.000	1	2	3	5	1	0	1	2	9	-1

EASTERN CONFERENCE FINALS

INDIANA	9.23	13:15	1	1	1.000	0	0	.000	0	0	.000	1	1	2	2	1	0	2	4	2	8
at Indiana	9.27	28:01	2	3	.667	1	1	1.000	2	2	1.000	0	1	1	5	3	0	2	6	7	-10
INDIANA	9.29	26:45	1	3	.333	0	0	.000	0	0	.000	2	2	4	2	2	0	3	1	2	-23



GUARD
#1 SHAVONTE ZELLOUS

EIGHTH SEASON | PITTSBURGH '09 | ORLANDO, FLA. | 5-10 | BORN AUG. 28, 1986

SHAVONTE ZELLOUS REGULAR SEASON YEAR-BY-YEAR

Season	Team	G	GS	MIN	FG	FGA	FG%	3FG	3FG	3FG%	FT	FTA	FT%	ORB	DRB	TRB	AVG.	AST	STL	BLK	TO	Pf	PTS	AVG.
2009	DET	34	4	802	118	297	.397	15	49	.306	155	181	.856	25	81	106	3.1	62	27	17	77	111	406	11.9
2010	TUL	4	1	67	5	31	.161	1	10	.100	5	6	.833	1	2	3	0.8	10	2	0	2	7	16	4.0
2010	IND	27	0	418	47	130	.362	7	25	.280	59	79	.747	14	42	56	2.1	35	12	16	33	55	160	5.9
2011	IND	33	2	463	57	130	.438	9	34	.265	58	74	.784	21	59	80	2.4	45	12	15	32	74	181	5.5
2012	IND	31	31	692	79	214	.369	19	55	.345	57	74	.770	27	57	84	2.7	54	23	15	43	71	234	7.5
2013	IND	29	29	908	146	352	.415	39	112	.348	96	123	.780	27	73	100	3.4	48	27	21	54	93	427	14.7
2014	IND	34	33	931	131	319	.411	25	82	.305	87	111	.784	22	72	94	2.8	71	24	16	55	100	374	11.0
2015	IND	23	1	511	61	161	.379	7	29	.241	64	83	.771	12	42	54	2.4	43	22	8	27	68	193	8.4
CAREER		215	101	4792	644	1634	.394	122	396	.308	581	731	.795	149	428	577	2.7	368	149	108	323	579	1991	9.3

SHAVONTE ZELLOUS POSTSEASON YEAR-BY-YEAR

Season	Team	G	GS	MIN	FG	FGA	FG%	3FG	3FG	3FG%	FT	FTA	FT%	ORB	DRB	TRB	AVG.	AST	STL	BLK	TO	Pf	PTS	AVG.
2009	DET	5	0	145	24	68	.353	7	17	.412	23	27	.852	8	17	25	5.0	14	6	3	7	15	78	15.6
2010	IND	3	0	31	3	5	.600	0	1	.000	6	7	.857	1	1	2	0.7	2	0	1	2	3	12	4.0
2011	IND	5	1	96	15	35	.429	4	10	.400	9	15	.600	3	10	13	2.6	7	2	3	6	14	43	8.6
2012	IND	10	5	279	37	93	.398	8	30	.267	24	28	.857	10	19	29	2.9	17	9	8	17	27	106	10.6
2013	IND	4	4	107	17	38	.447	5	12	.417	12	13	.923	4	11	15	3.8	8	1	2	0	12	51	12.8
2014	IND	5	5	178	28	72	.389	7	24	.292	9	12	.750	5	12	17	3.4	5	2	4	3	17	72	14.4
2015	IND	11	0	237	32	73	.438	4	13	.308	16	20	.800	6	20	26	2.4	21	8	6	14	29	84	7.6
CAREER		43	15	1072	156	384	.406	35	107	.327	99	122	.811	37	90	127	3.0	74	28	27	49	117	446	10.4

CAREER TRANSACTIONS: Selected by the Detroit Shock in the First Round of the 2009 WNBA Draft, 11th overall selection... Traded to the Indiana Fever in exchange for a 2011 second round pick on May 27, 2010... Signed as a free agent with the New York Liberty on Feb. 1, 2016.

CAREER HIGHLIGHTS:

- Named the WNBA's Most Improved Player in 2013.
- Was an Eastern Conference All-Star in 2013.
- WNBA All-Rookie Team in 2009.
- Won a WNBA Championship with the Indiana Fever in 2012, played in the WNBA Finals again in 2015.
- Has reached the WNBA Playoffs in each of her seven seasons as a pro.
- Scored a career-high 33 points against Tulsa on June 25, 2014.
- Begins the 2016 season just nine points shy of 2,000 for her career.

2015: Zellous appeared in 23 games with just one start in 2015, missing three games due to commitments with the Croatian National Team, and eight more with a lower back ailment...Zellous averaged 8.4 points and 2.4 rebounds per game while helping Indiana to the WNBA Playoffs...a scoring high of 22 points came in the final game of the regular season, 9/13...while awaiting to play overseas during a FIBA contract dispute last winter, Zellous played with the Harlem Globetrotters during a tour stop at Bankers Life Field-house... Zellous averaged 7.6 points per game during 11 playoff games for Indiana, helping the Fever to a 5-game WNBA Finals playoff series against Minnesota...Zellous had four double-figure scoring games in the playoffs, including a 16-point effort against Chicago in Game 2 of the East Semis, 9/19...she shot 43 percent from the floor and 80 percent from the foul stripe while averaging over 21 minutes per game.

2014: Zellous appeared in all 34 Fever games, starting 33, and averaged 11.0 points, 2.8 rebounds and 2.1 assists per game...she was the club's second-leading average scorer...she

scored in double figures in six straight games from June 20 to July 1, including a career-best 33 points against Tulsa, 6/25... she made a career-high 12 field goals in that game, shooting 12-of-17 overall, 2-of-4 from 3-point range and 7-of-8 at the foul stripe...it was the second-highest scoring figure in Fever history... Zellous tallied 14.4 points per game in five playoff games for Indiana...it was her highest playoff scoring average in five seasons with the Fever...she reached double figure scoring with 18, 20 and 16 points, respectively, in all three games of a conference finals series against Chicago.

2013: Zellous started in 29 games for the Fever, missing four games due to injury and another for family reasons. . . the recipient of the WNBA's Most Improved Player Award, she finished the season as the league's most improved scorer, jumping 7.2 points from a 7.5 points per game average in 2012. . . she managed career-high averages in scoring (14.7 per game), FG% (.415), 3FG% (.348), rebounds (3.4), steals (0.98) and blocks (0.72) . . . Zellous scored in double figures in 23 of 26 games, opening the season with 15 straight double-double games. . . she missed the final game of the regular season while attending grandfather's funeral in Florida. . . she returned from a four-game absence to score a game-high 20 points vs. San Antonio, 8/21, despite just 2 points at halftime, finishing 7-of-13 from the floor and making all five free throw attempts. . . she was kept out of action against Atlanta, 8/10, and all three West Coast games, 8/14 to 8/17, for precautionary reasons due to plantar fasciitis. . . Zellous shot 6-of-10 from the floor and was 7-of-7 at the charity stripe to record 19 points at Tulsa, 7/25, matching career highs with seven rebounds and three steals, and fell one shy of her career-best for assists with five. . . "Z" posted one of the best games of her career against Phoenix, 6/8, amassing a season high with 29 points, making her first five shots from the floor, finishing 10-of-13 overall. . . she tied Tamika Catchings' mark for most 3-point field goals in a game, finishing 6-of-7 from long range, with her only miss coming in the final seconds against Phoenix, 6/8... Zellous started all four playoff games for the Fever, averaging 12.8 points per game. . . she scored a team-high 20 points at Chicago, 9/20, finishing 7-of-11 from the floor and was 3-for-3 from beyond the arc. . . she shot 92 percent (12-of-13) from the free throw line during the playoffs.

2012: Zellous played in 31 games for the Fever and started in all 31. . . she missed the last three games of the season due to a concussion suffered at Minnesota, 9/17. . . she averaged 7.5 points, 2.7 rebounds and 1.7 assists. . . her 7.5-point average was her highest with Indiana. . . including a game-winning 3-pointer, she totaled 10 points, three rebounds and a career-high tying three steals at Seattle, 8/23. . . she posted a season-high 18 points at Chicago, 6/27... One of the heroes of the Fever playoffs, Zellous played in all 10 games and started five. . . she averaged 10.6 points, 2.9 rebounds and 1.7 assists. . . in Game 3 of the Finals vs. Minnesota, 10/19, she had a career-high 30 points on 10-of-17 shooting, including 3-of-6 from behind the arc and a perfect 7-of-7 from the free-throw line. . . she capped a last-second frenzy by hitting a game-winning jumper with 0.5 seconds left against Connecticut, 10/8, to force a final game in the Eastern Conference Finals.

2011: Zellous saw action in 33 games, starting two and averaging 5.5 points and 2.2 rebounds. . . she scored a season-high 21 points at Washington, 6/21. . . she had a career-tying high seven rebounds vs. Atlanta, 9/11. . . she scored 13 points, had five assists, and three rebounds vs. Los Angeles, 7/31... Zellous saw action in 5 of 6 Fever postseason games and started Game 3 of the East Finals. . . she averaged 8.6 points and 2.6 rebounds per game. . . she scored 13 points in 17 minutes at New York, 9/17.

2010: Zellous played four games with the Tulsa Shock before being traded to Indiana. . . with the Fever, she appeared in 27 games without a start. . . she logged 15.5 minutes per game with the Fever, averaging 5.9 points and 2.1 rebounds. . . her first game with the Fever came against the Shock, ironically, in Tulsa just one day after the trade occurred. . . in her next three games with the Fever, she netted 10, 23 and 10 points. . . her season scoring high was 23 against New York, 6/5, in a game that included 10 free throws out of 12 attempts. . . she scored 16 points against Tulsa, 7/8. . . she posted season highs of six rebounds and six assists at Connecticut, 8/15... Zellous averaged 4.0 points per game during a three-game conference semifinal series against the New York Liberty.

2009: A member of the WNBA's All-Rookie First Team, she averaged 11.9 points for the Detroit Shock and was second in the league with 155 free throws made, behind Tamika Catchings. . . she scored in double figures in 23 of the last 30 games. . . she scored a season-high 25 points vs. Atlanta, 6/26, and in that game set a franchise record with 17 free throws made...her 19 free throw attempts against the Dream tied for second most in a single game in Shock history. . . she scored 10+ points in 13 straight games from August 9 to September 9. . . she made at least 10 free throws four times. . . she had a season-best five assists three times, all of which came in the season's last 10 contests. . . she was fifth on the team with 27 steals, which was tops among Shock reserves and third-best among all WNBA rookies behind Angel McCoughtry and Briann January... Zellous helped spark Detroit to the Eastern Conference Finals with a playoff average of 15.6 points per game. . . her playoff high of 23 points came in Game 1 of the East Finals in Detroit where she hit 10-of-11 free throws.

PRO OVERSEAS: Signed with Besiktas in Turkey during the 2009-10 offseason... Played with TTT-Riga in Latvia and Eletra Ramat in the Israeli League in 2010-11... Played two seasons with Mersin in the Turkish league (2012-13)... Led Galatasaray in scoring and to the EuroLeague championship in 2014... Played the second half of the Turkish season with Fenerbahce after a contract dispute with Galatasaray in 2015... Played during the 2016 offseason with Adana in the second half of the Turkish League

INTERNATIONAL: Zellous acquired citizenship with Croatia, and a spot on the Croatian National Team... While hoping to play in an Olympic-qualifying tournament in June 2015, a delay in paperwork prohibited her from participating.

COLLEGE: An All-Big East First Team honoree in each of her last three seasons at Pittsburgh, she was named the Big East's Most Improved Player in 2007... She was selected to the

CAREER HIGHS

PTS	33	vs. Tulsa (6/25/14)
FGM	12	vs. Tulsa (6/25/14)
FGA	20	at Chicago (9/12/09)
3FGM	6	vs. Phoenix (6/8/13)
3FGA	8	vs. Atlanta (6/29/14)
FTM	17	at Atlanta (6/26/09)
FTA	19	at Atlanta (6/26/09)
OREB	4	2x, last vs. Chicago (7/7/12)
DREB	7	2x, last at Tulsa (7/25/13)
REB	7	7x, last vs. Atlanta (7/12/14)
AST	6	at Connecticut (8/15/10)
STL	4	2x, last at San Antonio (7/21/15)
TO	7	2x, last vs. Atlanta (5/17/14)
BLK	3	5x, last at Chicago (8/6/13)
MIN	40	vs. Tulsa (6/25/14)

PLAYOFF CAREER HIGHS

PTS	30	vs. Minnesota (10/19/12)
FGM	10	vs. Minnesota (10/19/12)
FGA	21	at Chicago (9/1/14)
3FGM	3	3x, last vs. Chicago (8/30/14)
3FGA	8	at Chicago (9/1/14)
FTM	10	vs. Indiana (9/23/09)
FTA	11	vs. Indiana (9/23/09)
OREB	5	at Indiana (9/25/09)
DREB	5	2x, last at Atlanta (9/25/11)
DREB	9	at Indiana (9/25/09)
AST	8	vs. Chicago (9/19/15)
STL	3	2x, last at Connecticut (10/11/12)
TO	6	at Minnesota (10/17/12)
BLK	2	5x, last 10/6/15)
MIN	45	at Chicago (9/1/14)



CENTER

#17 AMANDA ZAHUI B.

SECOND SEASON | MINNESOTA | STOCKHOLM, SWEDEN | 6-5 | BORN SEPT. 8, 1993

YEAR-BY-YEAR AVERAGES																
SEASON	TEAM	G	GS	MPG	FG%	3P%	FT%	OREB	DREB	RPG	APG	SPG	BPG	TO	PF	PPG
2015	TUL	31	0	9.7	.361	.333	.750	.800	1.6	2.4	0.3	0.2	0.6	0.6	1.9	3.4
Career		31	0	9.7	.361	.333	.750	.800	1.6	2.4	0.3	0.2	0.6	0.6	1.9	3.4

YEAR-BY-YEAR TOTALS																
SEASON	TEAM	G	GS	MIN	FGM-A	3PM-A	FTM-A	OREB	DREB	REB	AST	STL	BLK	TO	PF	PTS
2015	TUL	31	0	300	39 - 108	12 - 36	15 - 20	26	49	75	10	7	19	20	58	105
Career		31	0	300	39 - 108	12 - 36	15 - 20	26	49	75	10	7	19	20	58	105

CAREER TRANSACTIONS: Selected second in the first round (second overall) by the Tulsa Shock in the 2015 WNBA Draft... Acquired from Dallas along with a 2017 second round pick in exchange for New York's first round draft pick in 2017.

CAREER HIGHLIGHTS:

- Drafted second overall by the Tulsa Shock in the 2015 WNBA Draft.
- Scored a career-high 15 points against Phoenix on Sept. 13, 2015.
- Shot .333 percent from 3-point range during rookie season.
- Career-best five blocked shots against San Antonio on June 14, 2015.

2015: Appeared in 31 games for the Tulsa Shock... Averaged 3.4 points per game, 2.4 rebounds per game, and 9.7 minutes per game... Had a career-high five blocks at San Antonio on June 14, which ties the Tulsa Shock record for most blocks in a game... Scored a career-high 15 points against Phoenix on September 19, including a career-high three point field goals made with three... Also recorded career-highs with eight total rebounds, four assists, and twenty minutes played on September 19... Grabbed a career-high six defensive rebounds against San Antonio on June 16... Ranked sixth among all rookies in blocks per game with .6 blocks

COLLEGE: Played three seasons for the Minnesota Golden Gophers... Big Ten Player of the Year as selected by the media (2015), Naismith Trophy Finalist and Wade Trophy Finalist (2015), First in program history to be named an AP First Team All-American (2015), Academic All-Big Ten (2014, 2015), Big 10 All-Defensive Team (2014, 2015), All-Big Ten First Team (2014,2015), Big Ten Freshman of the Year (2014)... Holds the school records for overall blocks (204), blocks per game (102) and blocks in a season (105)... Averaged a career double-double with 16.9 points per game and 12.2 rebounds per game... Holds the Big Ten single-season record for rebounds (394)... In 2015, she recorded the second triple-double in the Big Ten Tournament's history after posting 25 points, 11 rebounds and 11 blocks in the quarterfinal round... Was named to the 2015 Big Ten All-Tournament Team after averaging a double-double (23 points and 11 rebounds) for the tournament... During her sophomore year (2014-2015), she set NCAA bests for rebounds in a game (29), blocks in a game (12) and shooting percentage in a game (100 percent from the field)... One of only three players in the NCAA to post two triple-doubles on the season... With 426 total rebounds, she set Big Ten and Minnesota single-season records for the second consecutive season... Set Minnesota single-game records in field-goal attempts, field-goal percentage, rebounds and blocks... Became the record holder for rebounds (427) and blocks (140) at the Golden Gophers' Williams Arena... Named to the espnW All-America First Team, the USBWA All-America Team and the John R. Wooden Award National Ballot. During her redshirt freshman year (2013-2014), she was one of only two freshmen in the NCAA to receive a WBCA All-America Honorable Mention... Averaged a double-double with 15.4 points per game and a conference-best 11.5 rebounds per game in conference-only games... Named Big Ten Freshman of the Week seven times and Big Ten Player of the Week four times... Recorded the program's fourth triple-double in history after earning 11 points, 11 rebounds and 10 blocks in a game... Redshirted her true-freshman year (2012-2013).

PERSONAL: Born on Sept. 8, 1993, in Stockholm, Sweden... Daughter of Anso and Alex Zahui Bazoukou... Has a younger brother named Aaron... Anso lived in Spain and France before moving to Stockholm, and Alex lived in his native country, the Ivory Coast, before moving to Sweden to pursue a career... Amanda began playing basketball after first experimenting with tennis, field hockey, soccer and circus classes as a child... Moved into her own apartment at 15 years old to attend a school where her basketball development would be most benefited... 2012 graduate of Igelstavikens Gymnasium... Named Rookie of the Year (2010) and Center of the Year (2011, 2012) while playing in Sweden... Has played on Sweden's national team since she was 13 years old... Considered playing for the University of Washington and the University of Louisville but chose Minnesota because, "It just felt like home"... Plays video games, car games in particular, as a hobby... Would attend Martin Luther King Jr.'s "I Have a Dream" speech if she could go back in time.

CAREER HIGHS	
PTS	15.....vs. Phoenix (9/13/15)
FGM	5.....2x, last vs. Phoenix (9/13/15)
FGA	9.....at San Antonio (6/14/15)
3FGM	3.....vs. Phoenix (9/13/15)
3FGA	4.....vs. Phoenix (9/13/15)
FTM	2.....7x, last vs. Phoenix (9/13/15)
FTA	4.....vs. Seattle (6/9/15)
OREB	3.....3x, last vs. Phoenix (9/13/15)
DREB	6.....at San Antonio (6/14/15)
REB	8.....vs. Phoenix (9/13/15)
AST	4.....vs. Phoenix (9/13/15)
STL	2.....2x, last at Seattle (9/3/15)
TO	3.....at San Antonio (6/14/15)
BLK	5.....at San Antonio (6/14/15)
MIN	20.....2x, last vs. Phoenix (9/13/15)

PLAYOFF CAREER HIGHS	
FGA	3.....vs. Phoenix (9/19/15)
3FGA	3.....vs. Phoenix (9/19/15)
DREB	2.....at Phoenix (9/17/15)
REB	2.....at Phoenix (9/17/15)
BLK	1.....at Phoenix (9/17/15)
MIN	7.....at Phoenix (9/17/15)

#25 BECKY HAMMON

1999-2006

Inducted August 2, 2015

- Undrafted out of Colorado State, Hammon was signed by the New York Liberty on May 12, 1999.
- Played eight of her 16 WNBA seasons with the Liberty.
- Helped guide New York to three WNBA Finals appearances (1999, 2000, 2002).
- Three-time WNBA All-Star selection while playing for the Liberty (2003, 2005-06).
- Was an All-WNBA Second Team selection with New York in 2005.
- Ranks second in Liberty history in games played (227) and 3-point field goals (331).
- Stands third on New York's all-time scoring list with 2,367 points as a member of the Liberty.
- Led the Liberty in scoring, steals, 3-pointers and minutes played in consecutive seasons.



#34 KYM HAMPTON

1997-1999

Inducted August 30, 2011

- Played three seasons with the New York Liberty (1997-99).
- In 1997, she was drafted in the first round (the No. 4 pick) of the WNBA elite draft.
- During her three-year WNBA career, she started every game including the inaugural WNBA All-Star Game where she was voted the starting center.
- Scored the first basket in the WNBA's inaugural game in 1997.
- When Hampton retired in 2000, due to worn cartilage in her right knee, she still averaged 9.3 ppg, 5.8 rpg, and 1.0 apg.



#55 VICKI JOHNSON

1997-2005

Inducted July 1, 2011

- Drafted by the New York Liberty in 1997.
- She was a two-time WNBA all-star and was the first New York Liberty player to record 2,000 points.
- Helped lead the franchise to three WNBA championship appearances (1997, 1999 and 2000).
- A New York guard from 1997 to 2005, Johnson played in 282 games while scoring 3,246 career points, 1,053 rebounds and 787 assists.
- Currently, she is ranked 13th in WNBA All-Time Assists with 1,205.
- Recipient of the 2008 Kim Perrot Sportsmanship Award.
- Inducted into the Louisiana Tech Hall of Fame in 2007.



#50 REBECCA LOBO

1997-2001

Inducted August 9, 2011

- Rebecca Lobo was a part of the inaugural season of the WNBA and joined the New York Liberty during the player allocations on January 22, 1997.
- Played for the Liberty from 1997-01.
- Finished her Liberty career with 715 points and 425 rebounds.
- All-WNBA Second team in 1997.
- WNBA Eastern All-Star selection in 1997.
- In 1999, she was selected to the inaugural WNBA All Star team, although she was unable to play due to injury.
- Inducted into the Women's Basketball Hall of Fame as part of the class of 2010.



#11 TERESA WEATHERSPOON

1997-2003

Inducted July 17, 2011

- Led the New York Liberty to the first-ever WNBA Finals in 1997.
- Started in the first four WNBA All-Star games (1999, 2000, 2001, & 2002).
- Helped lead the franchise to three WNBA championship appearances (1997, 1999 and 2000).
- Four-time All-WNBA Second Team selection (1997, 1998, 1999, & 2000).
- WNBA Defensive Player of the Year (1997 & 1998).
- Became the first player in WNBA history to tally 1,000 points and 1,000 assists in 2002.
- Is the Liberty's all-time leader in assists (1,306) and steals (453).
- Started all her WNBA games up until the 2003 season.
- Hit a memorable half court shot to tie the WNBA Finals series with the Houston Comets in 1999, one of just two game-winning buzzer beaters in WNBA Finals history.



#23 SUE WICKS

1997-2002

Inducted July 28, 2011

- Played for the New York Liberty from 1997-02.
- Helped the Liberty reach the WNBA Finals in 1999 and 2000, starting 30-of-32 regular season games during the 1999 campaign.
- In 182 WNBA games played, Wicks scored 823 points, compiled 182 assists, grabbed 788 rebounds, and had 158 blocks.
- She quickly developed into a fan favorite and was voted by the fans as a starter in the 2000 WNBA all-star game.
- In 2001, she received the WNBA's top award for sportsmanship, the Kim Perrot Sportsmanship Award.
- She finished her WNBA career ranked eighth all-time in blocked shots.
- Inducted into the Women's Basketball Hall of Fame in 2013.



2015 NEW YORK LIBERTY OVERALL STATISTICS (23-11)

NO	PLAYER	GP-GS	MIN	FGM-FGA	FG%	3-POINT		FTM-FTA	FT%	---REBOUNDS---			AST	PF-DQ	STL	TO	BLK	PTS/AVG	
						FGM-FGA	FG%			OFF	DEF	TOT/AVG							
31	Charles, T	34-34	1052:45	243-531	.458	1-5	.200	93-130	.715	72	216	288/8.5	83	56-0	24	82	23	580/17.1	
10	Prince, E	24-23	685:49	136-291	.467	26-73	.356	63-70	.900	19	51	70/2.9	82	32-0	47	38	5	361/15.0	
14	Rodgers, S	33-5	618:14	84-247	.340	41-128	.320	59-67	.881	23	50	73/2.2	48	70-0	24	33	7	268/8.1	
30	Wright, T	34-34	805:19	89-212	.420	12-33	.364	60-71	.845	22	59	81/2.4	119	68-0	28	73	3	250/7.4	
15	Boyd, B	30-4	430:00	59-151	.391	8-30	.267	72-101	.713	17	64	81/2.7	70	58-0	35	48	2	198/6.6	
17	Carson, E	33-12	642:23	78-205	.380	12-49	.245	34-44	.773	18	57	75/2.3	43	38-0	14	35	6	202/6.1	
41	Stokes, K	34-6	862:20	82-150	.547	0-2	.000	33-48	.688	60	159	219/6.4	26	76-1	24	37	67	197/5.8	
8	Swords, C	34-22	510:15	67-132	.508	0-0	.000	38-47	.809	51	85	136/4.0	20	95-1	18	37	22	172/5.1	
3	Wheeler, E	3-0	25:32	5-13	.385	0-5	.000	4-4	1.000	0	4	4/1.3	1	2-0	4	4	0	14/4.7	
32	Cash, S	34-28	591:42	53-141	.376	8-34	.235	40-55	.727	23	59	82/2.4	47	49-0	9	37	3	154/4.5	
Allen, R	2-0	34:05	3-10	.300	0-4	.000	0-0	.000	2	7	9/4.5	0	1-0	3	3	2	6/3.0		
2	Wiggins, C	32-2	412:49	28-88	.318	20-51	.392	13-19	.684	7	53	60/1.9	26	42-0	13	32	3	89/2.8	
7	Warley-Talbert, A	26-0	178:53	13-37	.351	0-0	.000	12-18	.667	24	47	71/2.7	4	29-0	7	21	3	38/1.5	
Team											256								
New York Liberty Team											284								
OPPONENTS		34-170	6850:00	940-2208	.426	128-414	.309	521-674	.773	338	911	1505/44.3	569	616-2	250	497	146	2529/74.4	
												284				47			
		34-170	6850:00	855-2176	.393	196-564	.348	510-629	.811	252	820	1356/39.9	532	633-5	246	495	131	2416/71.1	

NO	PLAYER	----- SINGLE GAME HIGHS -----								----- AVERAGE PER GAME -----								----- AVERAGE PER 48 MIN -----							
		MIN	REB	AST	STL	TO	BLK	PTS	MIN	REB	AST	STL	TO	BLK	PTS	REB	AST	STL	TO	BLK	PTS				
31	Charles, T	42:07	14	5	3	5	3	31	30:57	8.5	2.4	0.7	2.4	0.7	17.1	10.9	3.2	0.9	3.1	0.9	22.0				
10	Prince, E	36:12	7	6	6	4	1	30	28:34	2.9	3.4	2.0	1.6	0.2	15.0	4.1	4.8	2.7	2.2	0.3	21.1				
14	Rodgers, S	32:14	8	5	4	3	1	23	18:44	2.2	1.5	0.7	1.0	0.2	8.1	4.7	3.1	1.6	2.1	0.5	17.3				
30	Wright, T	32:35	7	9	2	7	1	16	23:41	2.4	3.5	0.8	2.1	0.1	7.4	4.0	5.9	1.4	3.6	0.1	12.4				
15	Boyd, B	26:25	6	6	4	6	2	22	14:20	2.7	2.3	1.2	1.6	0.1	6.6	7.5	6.5	3.3	4.5	0.2	18.4				
17	Carson, E	32:13	8	7	3	3	1	16	19:27	2.3	1.3	0.4	1.1	0.2	6.1	4.7	2.7	0.9	2.2	0.4	12.6				
41	Stokes, K	35:33	11	4	4	5	8	13	25:21	6.4	0.8	0.7	1.1	2.0	5.8	10.2	1.2	1.1	1.7	3.1	9.1				
8	Swords, C	27:14	10	3	3	3	5	12	15:00	4.0	0.6	0.5	1.1	0.6	5.1	10.7	1.6	1.4	2.9	1.7	13.5				
3	Wheeler, E	17:55	2	1	3	2	0	10	8:30	1.3	0.3	1.3	1.3	0.0	4.7	6.3	1.6	6.3	6.3	0.0	21.9				
32	Cash, S	26:16	8	7	2	5	1	15	17:24	2.4	1.4	0.3	1.1	0.1	4.5	5.5	3.2	0.6	2.5	0.2	10.4				
Allen, R	19:12	6	0	3	2	2	6	17:02	4.5	0.0	1.5	1.5	1.0	3.0	10.6	0.0	3.5	3.5	2.3	7.0					
2	Wiggins, C	23:09	5	4	2	3	1	15	12:54	1.9	0.8	0.4	1.0	0.1	2.8	5.8	2.5	1.3	3.1	0.3	8.6				
7	Warley-Talbert, A	26:53	10	1	2	3	2	12	6:52	2.7	0.2	0.3	0.8	0.1	1.5	15.9	0.9	1.6	4.7	0.7	8.5				

2015 NEW YORK LIBERTY PLAYOFF STATISTICS (3-3)

NO	PLAYER	GP-GS	MIN	FGM-FGA	FG%	3-POINT		FTM-FTA	FT%	---REBOUNDS---			AST	PF-DQ	STL	TO	BLK	PTS/AVG	
						FGM-FGA	FG%			OFF	DEF	TOT/AVG							
31	Charles, T	6-6	230:05	53-122	.434	1-2	.500	15-19	.789	12	40	52/8.7	24	14-0	1	12	4	122/20.3	
10	Prince, E	6-6	195:31	28-78	.359	11-29	.379	12-16	.750	4	13	17/2.8	18	10-0	7	11	2	79/13.2	
14	Rodgers, S	6-0	101:35	16-43	.372	7-16	.438	14-16	.875	5	5	10/1.7	15	10-0	6	9	2	53/8.8	
41	Stokes, K	6-0	157:13	17-36	.472	0-0	.000	6-7	.857	18	31	49/8.2	0	9-0	5	7	8	40/6.7	
30	Wright, T	6-6	163:45	16-31	.516	2-4	.500	5-7	.714	4	12	16/2.7	23	15-1	9	10	0	39/6.5	
8	Swords, C	5-5	87:52	14-19	.737	0-0	.000	4-6	.667	12	11	23/4.6	4	14-0	2	5	2	32/6.4	
2	Wiggins, C	6-0	87:50	9-22	.409	7-16	.438	2-2	1.000	3	7	10/1.7	9	17-0	5	7	0	27/4.5	
17	Carson, E	6-0	84:45	11-26	.423	2-6	.333	1-1	1.000	2	4	6/1.0	4	4-0	1	3	0	25/4.2	
32	Cash, S	6-6	113:48	6-19	.316	1-5	.200	10-14	.714	4	14	18/3.0	10	10-0	5	7	3	23/3.8	
7	Warley-Talbert, A	4-1	19:39	2-3	.667	0-0	.000	1-2	.500	1	1	2/0.5	0	6-0	1	0	0	5/1.3	
3	Wheeler, E	3-0	7:57	1-3	.333	0-0	.000	0-0	.000	1	0	1/0.3	0	2-0	0	2	0	2/0.7	
Team											50								
New York Liberty Team											49								
OPPONENTS		6-30	1250:00	173-402	.430	31-78	.397	70-90	.778	66	138	254/42.3	107	111-1	42	81	21	447/74.5	
												49				12			
		6-30	1250:00	159-367	.433	39-90	.433	74-95	.779	38	137	224/37.3	87	101-1	45	80	25	431/71.8	

NO	PLAYER	----- SINGLE GAME HIGHS -----								----- AVERAGE PER GAME -----								----- AVERAGE PER 48 MIN -----							
		MIN	REB	AST	STL	TO	BLK	PTS	MIN	REB	AST	STL	TO	BLK	PTS	REB	AST	STL	TO	BLK	PTS				
31	Charles, T	45:19	12	9	1	5	2	25	38:20	8.7	4.0	0.2	2.0	0.7	20.3	9.0	4.2	0.2	2.1	0.7	21.2				
10	Prince, E	44:09	5	4	2	4	1	26	32:35	2.8	3.0	1.2	1.8	0.3	13.2	3.5	3.7	1.4	2.3	0.4	16.2				
14	Rodgers, S	26:12	3	5	2	3	1	20	16:55	1.7	2.5	1.0	1.5	0.3	8.8	3.9	5.9	2.4	3.5	0.8	20.9				
41	Stokes, K	30:27	13	0	1	2	3	21	26:12	8.2	0.0	0.8	1.2	1.3	6.7	12.5	0.0	1.3	1.8	2.0	10.2				
30	Wright, T	41:24	4	6	3	3	0	13	27:17	2.7	3.8	1.5	1.7	0.0	6.5	3.9	5.6	2.2	2.4	0.0	9.5				
8	Swords, C	26:29	9	1	1	2	1	12	17:34	4.6	0.8	0.4	1.0	0.4	6.4	10.5	1.8	0.9	2.3	0.9	14.6				
2	Wiggins, C	20:10	3	2	3	3	0	15	14:38	1.7	1.5	0.8	1.2	0.0	4.5	4.6	4.1	2.3	3.2	0.0	12.3				
17	Carson, E	23:24	2	1	1	2	0	9	14:07	1.0	0.7	0.2	0.5	0.0	4.2	2.8	1.9	0.5	1.4	0.0	11.8				
32	Cash, S	38:09	5	4	2	3	1	10	18:58	3.0	1.7	0.8	1.2	0.5	3.8	6.3	3.5	1.8	2.5	1.1	8.1				
7	Warley-Talbert, A	9:28	1	0	1	0	0	2	4:54	0.5	0.0	0.3	0.0	0.0	1.3	4.1	0.0	2.0	0.0	0.0	10.2				
3	Wheeler, E	4:07	1	0	0	2	0	2	2:39	0.3	0.0	0.0	0.7	0.0	0.7	5.0	0.0	0.0	10.1	0.0	10.1				



2015 NEW YORK LIBERTY REGULAR SEASON GAME-BY-GAME

Date	Opponent	W/L	Team/Opp	Home	Road	Total	High Scoring	High Rebounds	High Assists	Opponent Scoring	Attend.
Jun 5	ATLANTA	W	82-73	1-0	0-0	1-0	Charles-17	Charles-12	Wright-5	McCoughtry-27	8,910
Jun 6	at Washington	L	62-67	1-0	0-1	1-1	Charles-18	Stokes-9	Cash-4	Meesseman-16	7,400
Jun 9	INDIANA	W	86-79	2-0	0-1	2-1	Charles-21	Stokes-6 Boyd-5	Wright-5	Clarendon-14	5,663
Jun 11	PHOENIX	W	68-57	3-0	0-1	3-1	Charles-19	Stokes-11 Charles-11	Boyd-3 Carson-3	Bonner-22	5,817
Jun 14	WASHINGTON	L	59-74	3-1	0-1	3-2	Swords-12 Carson-12	Rodgers-7	Rodgers-5	Latta-20	7,629
Jun 19	INDIANA	L	63-80	3-2	0-1	3-3	Wright-12	Charles-8 Stokes-8	Charles-5	Lucas-23	7,815
Jun 21	at Atlanta	W	73-64	3-2	1-1	4-3	Boyd-18	Charles-12	Rodgers-4	McCoughtry-17	5,805
Jun 26	at Tulsa	L	62-71	3-2	1-2	4-4	Rodgers-12	Charles-8	Wright-5	Williams-11	5,125
Jun 28	LOS ANGELES	W	79-70	4-2	1-2	5-4	Rodgers-23	Charles-9	Wright-7	Toliver-30	8,926
Jun 30	at Chicago	W	89-81	4-2	2-2	6-4	Charles-26	Charles-11	Carson-7	Delle Donne-26	5,048
July 9	at Washington	W	79-76 (OT)	4-2	3-2	7-4	Charles-21	Charles-10	Rodgers-2 Wright-2 Prince-2	Dolson-22	7,028
July 12	at Atlanta	L	76-84	4-2	3-3	7-5	Charles-22	Charles-7	Wright-4 Prince-4	McCoughtry-32	6,028
July 15	SAN ANTONIO	W	84-68	5-2	3-3	8-5	Carson-16	Cash-8	Wright-5 Rodgers-5	Robinson-18	18,617
July 16	CONNECTICUT	W	64-57	6-2	3-3	9-5	Charles-22	Charles-12	Wright-5	Bentley-15	8,813
July 18	at Phoenix	W	75-73	6-2	4-3	10-5	Charles-18	Charles-14	Prince-4	Griner-15	10,096
July 21	at Seattle	W	81-77	6-2	5-3	11-5	Charles-30	Wright-6	Wright-5	Tokashiki-14 Bird-14	4,978
July 22	at Los Angeles	W	59-53	6-2	6-3	12-5	Charles-14	Charles-14	Rodgers-2 Boyd-2	Toliver-16	5,411
July 29	at Indiana	L	72-84	6-2	6-4	12-6	Charles-18	Charles-8	Prince-4	Johnson-19	6,807
Aug 2	SEATTLE	W	78-62	7-2	6-4	13-6	Charles-29	Charles-8	Prince-5 Wright-5	Bird-14	10,682
Aug 7	at Chicago	W	77-63	7-2	7-4	14-6	Prince-30	Charles-12	Prince-5	Delle Donne-17	5,992
Aug 11	CHICAGO	W	84-63	8-2	7-4	15-6	Prince-22	Stokes-11	Charles-4 Wright-4	Pondexter-23	9,987
Aug 14	at Connecticut	W	90-78	8-2	8-4	16-6	Charles-31	Charles-8	Wright-9	Bentley-19	5,827
Aug 15	TULSA	L	76-81	8-3	8-4	16-7	Boyd-22	Charles-9	Prince-5	Sims-27	9,857
Aug 19	at San Antonio	W	73-45	8-3	9-4	17-7	Charles-18	Stokes-11	Prince-6	McBride-11	3,626
Aug 21	ATLANTA	W	78-67	9-3	9-4	18-7	Charles-25	Stokes-9	Wright-6	Hayes-17	9,303
Aug 23	at Indiana	L	79-80	9-3	9-5	18-8	Charles-18	Wright-7	Wright-6 Boyd-6	Catchings-14	7,240
Aug 28	MINNESOTA	W	81-68	10-3	9-5	19-8	Prince-22	Charles-11 Stokes-11	Wright-6	Moore-25	10,059
Aug 29	at Connecticut	W	80-66	10-3	10-5	20-8	Prince-18	Stokes-10	Charles-5	Bone-22	5,874
Sept 1	ATLANTA	W	80-75 (OT)	11-3	10-5	21-8	Rodgers-23	Stokes-7	Wright-4 Rodgers-4	McCoughtry-26	7,482
Sept 3	CHICAGO	L	60-82	11-4	10-5	21-9	Charles-17	Charles-8 Carson-8	Charles-3 Swords-3	Vandersloot-21	8,496
Sept 6	at Minnesota	W	75-71	11-4	11-5	22-9	Charles-18 Prince-18	Charles-14	Wright-7 Cash-7	Moore-23	9,121
Sept 9	CONNECTICUT	W	74-64	12-4	11-5	23-9	Prince-25	Charles-13	Prince-5	Bone-19	7,898
Sept 11	WASHINGTON	L	55-82	12-5	11-5	23-10	Warley-Talbert 12	Warley-Talbert-6 Cash-6	Rodgers-2 Charles-2	Ruffin-Pratt-15	9,741
Sept 13	at Indiana	L	76-81	12-5	11-6	23-11	Rodgers-15	Warley-Talbert-10	Rodgers-4	Zellous-22	9,210

2015 NEW YORK LIBERTY PLAYOFFS GAME-BY-GAME

Date	Opponent	W/L	Team/Opp	Home	Road	Total	High Scoring	High Rebounds	High Assists	Opponent Scoring	Atten.
Eastern Conference Semifinals											
Sept 18	WASHINGTON	L	83-96 (2OT)	0-1	0-0	0-1	Prince-26	Swords-9 Stokes-9	Charles-5	Latta-15	10,120
Sept 20	at Washington	W	86-68	0-1	1-0	1-1	Charles-22	Stokes-7	Wright-6	Hill-19	6,619
Sept. 22	WASHINGTON	W	79-74	1-1	1-0	2-1	Charles-22	Stokes-13	Wright-5	Latta-18	9,255
Eastern Conference Finals											
Sept. 23	INDIANA	W	84-67	2-1	1-0	3-1	Stokes-21	Charles-7	Charles-9	Johnson-12	7,229
Sept. 27	at Indiana	L	64-70	2-1	1-1	3-2	Charles-25	Stokes-11	Wright-5	Catchings-25	7,505
Sept. 29	INDIANA	L	51-66	2-2	1-1	3-3	Wiggins-15	Charles-10	Prince-4	Coleman-15	10,120



Epiphany Prince set a New York Liberty playoff single-game record by scoring 26 points in game one of the Eastern Conference Semifinals against the Washington Mystics on Sept. 18, 2015.

2015 NEW YORK LIBERTY REGULAR SEASON GAME-BY-GAME TOTALS

TEAM	DATE	MIN	FGM	FGA	FG%	3PM	3PA	3P%	FTM	FTA	FT%	OR	DR	REB	AST	STL	BLK	TO	PF	PTS
ATLANTA	6.5	200	29	60	.483	3	15	.200	21	26	.808	4	28	32	16	13	4	15	20	82
at Washington	6.6	200	22	60	.367	1	10	.100	17	21	.810	8	33	41	15	2	7	17	19	62
INDIANA	6.9	200	29	59	.492	5	12	.417	23	32	.719	7	20	27	23	7	7	12	18	86
PHOENIX	6.11	200	28	70	.400	3	12	.250	9	11	.818	16	35	51	15	4	7	17	15	68
WASHINGTON	6.14	200	22	71	.310	1	8	.125	14	15	.933	17	26	43	18	7	4	19	19	59
INDIANA	6.19	200	23	62	.371	4	15	.267	13	16	.813	11	26	37	13	5	1	16	21	63
at Atlanta	6.21	200	25	60	.417	3	9	.333	20	25	.800	11	27	38	15	11	8	21	22	73
at Tulsa	6.26	200	22	52	.423	3	5	.600	15	20	.750	6	26	32	13	4	8	26	25	62
LOS ANGELES	6.28	200	29	60	.483	5	14	.357	16	23	.696	5	26	31	23	3	4	9	20	79
at Chicago	6.30	200	30	66	.455	9	19	.474	20	22	.909	9	31	40	26	7	4	12	18	89
at Washington	7.9	225	28	68	.412	2	12	.167	21	25	.840	15	29	44	9	5	7	16	22	79
at Atlanta	7.12	200	25	60	.417	3	11	.273	23	34	.676	14	17	31	16	9	1	17	28	76
SAN ANTONIO	7.15	200	35	73	.479	5	15	.333	9	14	.643	11	28	39	22	7	8	12	18	84
CONNECTICUT	7.16	200	21	61	.344	3	14	.214	19	27	.704	7	34	41	10	8	10	13	9	64
at Phoenix	7.18	200	25	77	.325	4	11	.364	21	27	.778	17	28	45	11	10	3	9	14	75
at Seattle	7.21	200	35	72	.486	2	10	.200	9	14	.643	10	22	32	20	7	2	10	15	81
at Los Angeles	7.22	200	17	66	.258	0	8	.000	25	34	.735	19	36	55	8	8	4	13	14	59
at Indiana	7.29	200	28	58	.483	2	9	.222	14	18	.778	7	20	27	13	8	6	21	23	72
SEATTLE	8.2	200	31	68	.456	3	8	.375	13	18	.722	8	29	37	22	12	5	10	13	78
at Chicago	8.7	200	27	65	.415	6	16	.375	17	24	.708	6	37	43	15	7	4	14	21	77
CHICAGO	8.11	200	33	65	.508	6	11	.545	12	14	.857	7	28	35	21	9	2	14	15	84
at Connecticut	8.14	200	37	73	.507	4	8	.500	12	14	.857	9	18	27	24	10	3	7	11	90
TULSA	8.15	200	23	57	.404	6	18	.333	24	31	.774	6	18	24	14	5	2	12	23	76
at San Antonio	8.19	200	30	63	.476	4	9	.444	9	14	.643	9	34	43	19	11	3	15	20	73
ATLANTA	8.21	200	30	64	.469	5	13	.385	13	15	.867	13	25	38	21	6	3	16	14	78
at Indiana	8.23	200	32	68	.471	2	8	.250	13	18	.722	10	22	32	19	8	5	10	21	79
MINNESOTA	8.28	200	34	67	.507	4	14	.286	9	10	.900	9	32	41	18	6	2	14	23	81
at Connecticut	8.29	200	33	59	.559	2	9	.222	12	15	.800	5	25	30	17	10	2	15	12	80
ATLANTA	9.1	225	26	70	.371	8	21	.381	20	26	.769	12	22	34	18	10	6	14	16	80
CHICAGO	9.3	200	23	66	.348	0	7	.000	14	21	.667	11	25	36	12	6	4	11	14	60
at Minnesota	9.6	200	31	70	.443	7	17	.412	6	8	.750	10	21	31	22	7	6	12	17	75
CONNECTICUT	9.9	200	30	64	.469	6	13	.462	8	11	.727	10	34	44	15	4	1	12	18	74
WASHINGTON	9.11	200	20	62	.323	3	13	.231	12	12	1.000	8	21	29	9	6	1	14	13	55
at Indiana	9.13	200	27	72	.375	4	20	.200	18	19	.947	11	28	39	17	8	2	15	25	76
TOTALS		6850	940	2208	.426	128	414	.309	521	674	.773	338	911	1505/44.3	569	250	146	497	616	2529/74.4

2015 NEW YORK LIBERTY PLAYOFF GAME-BY-GAME TOTALS

TEAM	DATE	MIN	FGM	FGA	FG%	3PM	3PA	3P%	FTM	FTA	FT%	OR	DR	REB	AST	STL	BLK	TO	PF	PTS
WASHINGTON	9.18	250	31	73	.425	5	14	.357	16	26	.615	12	31	43	18	4	5	14	21	83
at Washington	9.20	200	35	73	.479	3	8	.375	13	15	.867	10	23	33	18	12	1	8	19	86
WASHINGTON	9.22	200	27	68	.397	7	14	.500	18	19	.947	12	22	34	18	7	3	8	18	79
INDIANA	9.23	200	35	62	.565	8	14	.571	6	8	.750	9	18	27	23	6	7	13	18	84
at Indiana	9.27	200	24	63	.381	3	14	.214	13	14	.929	8	22	30	15	5	3	11	20	64
INDIANA	9.29	200	21	63	.333	5	14	.357	4	8	.500	15	22	37	15	8	2	21	15	51
TOTALS		1250	173	402	.430	31	78	.397	70	90	.778	66	138	254/42.3	107	42	21	81	111	447/74.5

2015 OPPONENT REGULAR SEASON GAME-BY-GAME TOTALS

TEAM	DATE	MIN	FGM	FGA	FG%	3PM	3PA	3P%	FTM	FTA	FT%	OR	DR	REB	AST	STL	BLK	TO	PF	PTS
ATLANTA	6.5	200	24	67	.358	7	20	.350	18	22	.818	12	22	34	15	8	3	19	22	73
at Washington	6.6	200	26	71	.366	4	18	.222	11	14	.786	6	27	33	17	6	2	9	15	67
INDIANA	6.9	200	24	64	.375	8	18	.444	23	25	.920	10	23	33	15	7	2	15	23	79
PHOENIX	6.11	200	19	65	.292	5	23	.217	14	18	.778	4	23	27	14	11	5	9	15	57
WASHINGTON	6.14	200	27	61	.443	10	24	.417	10	17	.588	3	28	31	18	13	6	12	18	74
INDIANA	6.19	200	27	66	.409	10	17	.588	16	19	.842	4	25	29	17	7	2	9	20	80
at Atlanta	6.21	200	19	64	.297	5	21	.238	21	25	.840	13	22	35	15	13	2	18	27	64
at Tulsa	6.26	200	21	62	.339	10	24	.417	19	21	.905	7	19	26	14	9	3	13	20	71
LOS ANGELES	6.28	200	22	60	.367	7	17	.412	19	21	.905	7	26	33	14	3	2	10	21	70
at Chicago	6.30	200	28	71	.394	5	19	.263	20	23	.870	9	24	33	16	8	2	8	19	81
at Washington	7.9	225	27	74	.365	5	20	.250	17	20	.850	9	25	34	22	3	3	12	26	76
at Atlanta	7.12	200	26	55	.473	6	15	.400	26	36	.722	9	21	30	22	7	5	15	27	84
SAN ANTONIO	7.15	200	23	62	.371	2	9	.222	20	23	.870	7	24	31	9	8	6	11	17	68
CONNECTICUT	7.16	200	21	70	.300	7	19	.368	8	11	.727	7	25	32	13	5	5	15	20	57
at Phoenix	7.18	200	28	65	.431	5	15	.333	12	14	.857	5	24	29	23	5	9	12	22	73
at Seattle	7.21	200	30	62	.484	4	13	.308	13	14	.929	6	26	32	15	6	3	14	17	77
at Los Angeles	7.22	200	20	63	.317	1	9	.111	12	12	1.000	3	30	33	15	8	7	12	24	53
at Indiana	7.29	200	30	63	.476	6	19	.316	18	22	.818	10	22	32	16	10	5	15	18	84
SEATTLE	8.2	200	24	62	.387	8	17	.471	6	9	.667	6	27	33	18	6	1	17	15	62
at Chicago	8.7	200	20	67	.299	2	11	.182	21	24	.875	5	28	33	6	6	7	13	20	63
CHICAGO	8.11	200	29	70	.414	2	8	.250	3	5	.600	8	23	31	14	6	3	17	15	63
at Connecticut	8.14	200	29	57	.509	8	18	.444	12	15	.800	2	23	25	18	7	2	17	16	78
TULSA	8.15	200	26	55	.473	6	15	.400	23	30	.767	10	25	35	17	6	2	14	23	81
at San Antonio	8.19	200	17	63	.270	3	14	.214	8	15	.533	11	22	33	11	7	6	19	11	45
ATLANTA	8.21	200	24	67	.358	4	14	.286	15	20	.750	10	18	28	9	12	1	13	12	67
at Indiana	8.23	200	27	56	.482	7	15	.467	19	24	.792	7	25	32	17	2	1	14	17	80
MINNESOTA	8.28	200	25	67	.373	2	10	.200	16	22	.727	10	21	31	16	4	4	8	13	68
at Connecticut	8.29	200	27	58	.466	6	17	.353	6	10	.600	3	20	23	15	6	6	18	18	66
ATLANTA	9.1	225	30	70	.429	4	18	.222	11	13	.846	7	25	32	14	9	1	15	26	75
CHICAGO	9.3	200	29	67	.433	9	15	.600	15	16	.938	10	28	38	16	8	9	9	18	82
at Minnesota	9.6	200	27	58	.466	5	13	.385	12	14	.857	6	22	28	18	6	5	13	14	71
CONNECTICUT	9.9	200	23	66	.348	4	19	.211	14	17	.824	10	22	32	14	5	3	8	11	64
WASHINGTON	9.11	200	32	67	.478	12	19	.632	6	8	.750	8	30	38	25	8	3	11	17	82
at Indiana	9.13	200	24	61	.393	7	21	.333	26	30	.867	8	25	33	14	11	5	14	16	81
TOTALS		6850	855	2176	.393	196	564	.348	510	629	.811	252	820	1356/39.9	532	246	131	495	633	2416/71.1

2015 OPPONENT PLAYOFF GAME-BY-GAME TOTALS

TEAM	DATE	MIN	FGM	FGA	FG%	3PM	3PA	3P%	FTM	FTA	FT%	OR	DR	REB	AST	STL	BLK	TO	PF	PTS
WASHINGTON	9.18	250	30	78	.385	7	20	.350	19	24	.792	10	30	40	14	8	3	8	26	86
at Washington	9.20	200	22	57	.386	12	21	.571	12	18	.667	6	18	24	16	3	7	14	18	68
WASHINGTON	9.22	200	27	62	.435	6	15	.400	14	16	.875	6	23	29	16	6	6	8	12	74
INDIANA	9.23	200	27	58	.466	3	10	.300	10	13	.769	8	17	25	12	9	0	14	11	67
at Indiana	9.27	200	27	59	.458	6	13	.462	10	13	.769	5	25	30	9	5	6	10	15	70
INDIANA	9.29	200	26	53	.491	5	11	.455	9	11	.818	3	24	27	20	14	3	14	19	66
TOTALS		1250:00	159	367	.433	39	90	.433	74	95	.779	38	137	224/37.3	87	45	25	80	101	431/71.8

2015 NEW YORK LIBERTY REGULAR SEASON MISCELLANEOUS GAME-BY-GAME

Opponent	Date	W/L	Score	Ties	LC	Largest lead		Paint		2nd Chance		Fastbreak		Off TO's		Bench	
						NYL	Opp	NYL	Opp	NYL	OPP	NYL	OPP	NYL	OPP	NYL	OPP
ATLANTA	6/5/15	W	82-73	3	2	17	2	40	24	7	10	13	10	21	15	44	10
at Washington	6/6/15	L	67-62	15	17	4	6	26	26	6	2	8	1	6	10	23	23
INDIANA	6/9/15	W	86-79	3	7	14	6	38	24	11	13	8	11	24	16	20	33
PHOENIX	6/11/15	W	68-57	1	0	11	0	32	22	14	9	2	7	10	13	20	7
WASHINGTON	6/14/15	L	74-57	4	2	6	22	30	24	13	4	12	8	13	21	26	18
INDIANA	6/19/15	L	63-80	0	0	0	22	28	22	9	10	4	5	7	24	28	44
at Atlanta	6/21/15	W	73-64	1	3	21	4	36	14	12	13	6	15	17	19	34	13
at Tulsa	6/26/15	L	62-71	4	0	0	14	24	20	5	6	8	8	10	18	19	32
LOS ANGELES	6/28/15	W	79-70	5	1	10	4	32	18	9	11	6	0	9	8	16	10
at Chicago	6/30/15	W	89-81	6	5	15	3	34	28	12	15	9	13	12	14	34	7
at Washington	7/9/15	W	79-76 (OT)	7	8	10	9	44	14	12	20	5	4	19	16	25	10
at Atlanta	7/12/15	L	76-84	5	8	2	19	36	24	13	16	15	7	21	19	29	16
SAN ANTONIO	7/15/15	W	84-68	4	0	20	0	38	26	18	10	14	8	12	16	45	23
CONNECTICUT	7/16/15	W	64-57	10	13	8	9	22	20	6	2	2	6	6	17	20	22
at Phoenix	7/18/15	W	75-73	17	9	5	8	32	32	16	3	12	10	11	8	35	29
at Seattle	7/21/15	W	81-77	4	7	14	8	52	32	10	15	2	2	19	12	21	19
at Los Angeles	7/22/15	W	59-53	5	1	8	5	22	22	16	4	1	7	5	14	30	6
at Indiana	7/29/15	L	72-84	3	8	2	14	38	24	9	19	6	11	17	24	18	30
SEATTLE	8/2/15	W	78-62	6	7	17	4	34	20	11	10	10	2	27	7	25	25
at Chicago	8/7/15	W	77-63	3	7	19	2	28	22	5	7	11	18	10	9	22	17
CHICAGO	8/11/15	W	84-63	2	2	21	2	38	28	10	6	12	9	17	6	38	13
at Connecticut	8/14/15	W	90-78	4	3	12	5	48	26	15	7	4	12	26	10	19	19
TULSA	8/15/15	L	76-81	1	1	2	20	20	30	12	11	7	9	21	16	49	14
at San Antonio	8/19/15	W	73-45	3	0	29	0	32	18	6	15	9	7	22	9	33	13
ATLANTA	8/21/15	W	78-67	6	7	13	9	32	22	10	12	8	9	14	12	17	16
at Indiana	8/23/15	L	79-80	4	6	2	12	40	14	17	7	6	2	13	9	33	32
MINNESOTA	8/28/15	W	81-68	2	2	14	2	40	28	13	20	5	2	11	19	18	13
at Connecticut	8/29/15	W	80-66	12	11	14	2	40	32	10	9	4	9	22	18	26	15
ATLANTA	9/1/15	W	80-75 (OT)	12	11	8	10	30	36	15	4	5	11	15	22	41	34
CHICAGO	9/3/15	L	60-82	3	5	2	22	30	16	7	10	9	15	7	15	19	27
at Minnesota	9/6/15	W	75-71	6	14	10	6	28	28	9	5	11	14	21	11	21	3
CONNECTICUT	9/9/15	W	74-64	0	0	17	0	28	28	11	15	9	9	6	10	13	33
WASHINGTON	9/11/15	L	55-82	1	0	0	31	22	22	9	3	3	4	8	14	38	41
at Indiana	9/13/15	L	76-81	14	15	7	5	40	28	16	10	7	17	9	14	36	41
TOTALS	23-11		2529-2416					1134	814	374	333	253	282	488	485	935	708
AVERAGE			74.4-71.1					33.4	23.9	11.0	9.8	7.4	8.3	14.4	14.3	27.5	20.8

2015 NEW YORK LIBERTY POSTSEASON MISCELLANEOUS GAME-BY-GAME

Opponent	Date	W/L	Score	Ties	LC	Largest lead		Paint		2nd Chance		Fastbreak		Off TO's		Bench	
						NYL	Opp	NYL	Opp	NYL	OPP	NYL	OPP	NYL	OPP	NYL	OPP
WASHINGTON	9/18/15	L	83-86 (2OT)	14	23	10	5	26	36	17	10	7	6	4	17	6	33
at Washington	9/20/15	W	86-68	0	0	26	0	36	10	15	8	4	2	16	4	32	37
WASHINGTON	9/22/15	W	79-74	3	7	8	12	28	30	16	13	5	10	12	11	40	19
INDIANA	9/23/15	W	84-67	4	0	22	0	42	38	16	10	7	2	24	6	41	22
at Indiana	9/27/15	L	64-70	4	3	18	6	28	36	14	7	4	7	19	18	10	10
INDIANA	9/29/15	L	51-66	1	4	3	18	24	30	12	4	1	0	11	18	22	11
TOTALS	3-3		447-431					184	180	90	52	28	27	86	74	151	132
AVERAGE			74.5-71.8					30.7	30.0	15.0	8.7	4.7	4.5	14.3	12.3	25.2	22.0

2015 NEW YORK LIBERTY REGULAR SEASON SCORE BY PERIOD

Date	Team	W/L	NEW YORK LIBERTY								OPPONENTS							
			1st	2nd	1st Half	3rd	4th	2nd Half	OT	Total	1st	2nd	1st Half	3rd	4th	2nd Half	OT	Total
6.5	ATLANTA	W	30	21	51	16	15	31	-	82	21	17	38	21	14	35	-	73
6.6	at Washington	L	18	15	33	14	15	29	-	62	16	16	32	19	16	35	-	67
6.9	INDIANA	W	20	18	38	24	24	48	-	86	22	19	41	13	25	38	-	79
6.11	PHOENIX	W	16	9	25	23	20	43	-	68	11	12	23	16	18	34	-	57
6.14	WASHINGTON	L	12	17	29	14	16	30	-	59	12	23	35	19	20	39	-	74
6.19	INDIANA	L	12	21	33	22	8	30	-	63	32	16	48	18	14	32	-	80
6.21	at Atlanta	W	21	19	40	15	18	33	-	73	10	18	28	13	23	36	-	64
6.26	at Tulsa	L	24	17	41	8	13	21	-	62	27	18	45	9	17	26	-	71
6.28	LOS ANGELES	W	23	18	41	16	22	38	-	79	22	16	38	15	17	32	-	70
6.30	at Chicago	W	27	21	48	25	16	41	-	89	25	11	36	25	20	45	-	81
7.9	at Washington	W	20	30	50	14	5	19	10	79	25	21	46	15	8	23	7	76
7.12	at Atlanta	L	17	15	32	25	19	44	-	76	21	23	44	16	24	40	-	84
7.15	SAN ANTONIO	W	23	16	39	22	23	45	-	84	15	15	30	23	15	38	-	68
7.16	CONNECTICUT	W	12	16	28	24	12	36	-	64	11	22	33	17	7	24	-	57
7.18	at Phoenix	W	18	18	36	12	27	39	-	75	17	20	37	18	18	36	-	73
7.21	at Seattle	W	26	14	40	17	24	41	-	81	13	32	45	13	19	32	-	77
7.22	at Los Angeles	W	14	17	31	8	20	28	-	59	14	10	24	11	18	29	-	53
7.29	at Indiana	L	21	18	39	20	13	33	-	72	24	16	40	23	21	44	-	84
8.2	SEATTLE	W	23	13	36	24	18	42	-	78	23	12	35	9	18	27	-	62
8.7	at Chicago	W	21	21	42	18	17	35	-	77	19	13	32	19	12	31	-	63
8.11	CHICAGO	W	26	19	45	21	18	39	-	84	17	19	36	13	14	27	-	63
8.14	at Connecticut	W	24	23	47	25	18	43	-	90	23	17	40	22	16	38	-	78
8.15	TULSA	L	20	15	35	16	25	41	-	76	26	20	46	21	14	35	-	81
8.19	at San Antonio	W	24	15	39	15	19	34	-	73	12	6	18	20	7	27	-	45
8.21	ATLANTA	W	16	21	37	17	24	41	-	78	18	18	36	15	16	31	-	67
8.23	at Indiana	L	20	26	46	16	17	33	-	79	28	27	55	10	15	25	-	80
8.28	MINNESOTA	W	27	16	43	17	21	38	-	81	16	22	38	11	19	30	-	68
8.29	at Connecticut	W	23	20	43	14	23	37	-	80	16	17	33	24	9	33	-	66
9.1	ATLANTA	W	18	23	41	13	13	26	13	80	21	16	37	19	11	30	8	75
9.3	CHICAGO	L	12	15	27	23	10	33	-	60	19	27	46	19	17	36	-	82
9.6	at Minnesota	W	19	20	39	24	12	36	-	75	21	22	43	16	12	28	-	71
9.9	CONNECTICUT	W	23	16	39	14	21	35	-	74	13	15	28	20	16	36	-	64
9.11	WASHINGTON	L	15	19	34	7	14	21	-	55	21	26	47	20	15	35	-	82
9.13	at Indiana	L	13	20	33	27	16	43	-	76	13	18	31	26	24	50	-	81
TOTALS		23-11	678	622	1300	610	596	1206	23	2529	644	620	1264	588	549	1137	15	2416
AVERAGE			19.9	18.3	38.2	17.9	17.5	35.5	11.5	74.4	18.9	18.2	37.2	17.3	16.1	33.4	7.5	71.1

2015 NEW YORK LIBERTY POSTSEASON SCORE BY PERIOD

Date	Team	W/L	NEW YORK LIBERTY								OPPONENTS							
			1st	2nd	1st Half	3rd	4th	2nd Half	OT	Total	1st	2nd	1st Half	3rd	4th	2nd Half	OT	Total
9.18	WASHINGTON	L	21	15	36	20	13	33	14	83	14	22	36	19	14	33	17	86
9.20	at Washington	W	23	21	44	26	16	42	-	86	15	22	37	15	16	31	-	68
9.22	WASHINGTON	W	15	30	45	12	22	34	-	79	25	12	37	20	17	37	-	74
9.23	INDIANA	W	26	22	48	16	20	36	-	84	18	24	42	7	18	25	-	67
9.27	at Indiana	L	22	22	44	9	11	20	-	64	17	12	29	13	28	41	-	70
9.29	INDIANA	L	13	9	22	18	11	29	-	51	15	18	33	16	17	33	-	66
TOTALS		3-3	120	119	239	101	93	194	14	447	104	110	214	90	110	200	17	431
AVERAGE			20.0	19.8	39.8	16.8	15.5	32.3	14.0	74.5	17.3	18.3	35.7	15.0	18.3	33.3	17.0	71.8

NEW YORK'S RECORD WHEN...

Overall.....	26-14
At home.....	14-7
On the road.....	12-7
Against Eastern Conference.....	16-12
Against Western Conference.....	10-2
After a win.....	16-10
After a loss.....	9-4
In overtime.....	2-1
Games decided by 1-3 points.....	2-2
Games decided by 4-5 points.....	4-3
Games decided by 6-10 points.....	8-3
Games decided by 11-20 points.....	10-4
Games decided by 20+ points.....	2-2
Scoring 70+ points.....	23-6
Scoring under 70 points.....	3-8
Opponent scores 70+ points.....	12-12
Opponent scores under 70 points.....	14-2
Shooting under 44 percent.....	9-12
Shooting 45-49 percent.....	11-2
Shooting 50-54 percent.....	3-0
Shooting 55-59 percent.....	2-0
Shooting 60 percent or higher.....	0-0
Outrebound opponent.....	22-8
Opponent outrebounds New York.....	3-4
Creates more turnovers.....	14-3
Opponent creates more turnovers.....	10-9
Scores more points off turnovers.....	16-4
Opponent scores more points off turnovers.....	10-10
Scores more points in the paint.....	20-8
Opponent scores more points in the paint.....	2-4
Scores more 2nd chance points.....	14-9
Opponent scores more 2nd chance points.....	12-5
Scores more fast break points.....	11-6
Opponent scores more fast break points.....	13-7
Leading at the start of the 2nd Quarter.....	17-3
Trailing at the start of the 2nd Quarter.....	7-9
Tied at the start of the 2nd Quarter.....	2-2
Leading at the half.....	21-3
Trailing at the half.....	5-10
Tied at the half.....	0-1
Leading at the start of the 4th Quarter.....	21-3
Trailing at the start of the 4th Quarter.....	3-11
Tied at the start of the 4th Quarter.....	2-0
On Monday.....	0-0
On Tuesday.....	6-1
On Wednesday.....	5-1
On Thursday.....	3-1
On Friday.....	5-4
On Saturday.....	2-2
On Sunday.....	5-5
In June.....	6-4
In July.....	6-2
In August.....	8-2
In September.....	6-6

HISTORIC 20TH WNBA SEASON

- The WNBA is celebrating its historic 20th WNBA season in 2016, a milestone that is of additional significance for the Liberty as a founding member of the league and one of three original franchises.
- The Liberty played in the i

NEW YORK INKS FREE AGENT SHAVONTE ZELLOUS

The Liberty made arguably the most impactful free agent signing of the 2016 offseason by signing unrestricted free agent guard Shavonte Zellous. Zellous, a seven-year veteran of the league, played the last five-plus seasons in Indiana, winning a WNBA Championship in 2012, and making a return trip to the finals in 2015. She was a WNBA All-Star in 2013, the same year she was named the league's Most Improved Player after averaging 14.7 points per game. Zellous has extensive playoff experience, having qualified for postseason play in each of her pro seasons, averaging 10.4 ppg in 43-career playoff games.

HARDING HEADED TO NEW YORK

Free agent point guard Lindsey Harding signed a free agent deal with the Liberty on April 18, 2016. The eight-year veteran of the league and former No. 1 overall pick last played with Los Angeles during the 2014 season. She will report to training camp during the week before the start of the regular season. Harding, an All-Star in 2010, has averaged double figures in six of her eight professional seasons, with a career-average of 10.4 ppg, and 4.2 apg. She led the league in assists with 5.2 per game in 2013, and helped guide Atlanta to the WNBA Finals in 2011. Another free agent acquisition with extensive playoff experience, Harding has played in the postseason in her previous six seasons and has started 18-of-20 playoff games played, averaging 12.9 ppg.

PRINCE INJURES KNEE

Epiphany Prince suffered a torn right anterior cruciate ligament and two lateral meniscus tears in while playing for her Russian club team Dynamo Kursk in November. She underwent successful ACL reconstruction at Hospital for Special Special Surgery on December 9, 2015.

LIBERTY 2015 SEASON HEADLINES

- New York finished the 2015 regular season with the best record in the WNBA for the first time in franchise history.
- New York was 23-11 overall, posting the most regular season wins in franchise history, passing the previous mark of 22.
- The Liberty needed just 22 games to surpass its win total (15) from the 2014 season.
- The Liberty posted a five-game winning streak during the month of July, its longest stretch of consecutive wins since 2010.
- The 2010 season was also the last time New York won three-straight games on the road.
- New York swept the season series with Phoenix for the first time since 2012, both games from Los Angeles for the first time since 2010, and went 2-0 against Minnesota for the first time since 2007.
- Bill Laimbeer was named WNBA Coach of the Year for the second time in his career.
- Tina Charles (1st Team) and Epiphany Prince (2nd Team) earned All-WNBA accolades.
- Tina Charles, Kiah Stokes, and Tanisha Wright were all named WNBA Second-Team All-Defensive honorees.
- Kiah Stokes was runner-up for 2015 WNBA Rookie of the Year and she was named to the All-Rookie team along with Brittany Boyd.

TINA CHARLES AND EPIPHANY PRINCE NAMED TO ALL-WNBA TEAMS

Tina Charles (1st Team) and Epiphany Prince (2nd Team) each earned All-WNBA honors last season, the first time the Liberty had two players named All-WNBA since Rebecca Lobo and Teresa Weatherspoon were Second-Team honorees following the inaugural 1997 season. Charles finished third in the MVP voting, averaging 17.1 points and 8.5 rebounds per game, while Prince averaged 15.0 points, 3.4 assists and 2.0 steals per game. Charles was named the Eastern Conference Player of the Month for July, and Prince followed that up by winning the award for the month of August.

STOKES AND BOYD NAMED TO 2015 WNBA ALL-ROOKIE TEAMS

The New York Liberty landed two players on the 2015 WNBA All-Rookie Team in Kiah Stokes and Brittany Boyd, who finished second and third respectively in the voting with nine and eight points apiece. Additionally, Stokes finished second in the WNBA Rookie of the Year voting, compiling 16 votes, five fewer than Seattle's Jewell Loyd. Stokes led all rookies in rebounds (6.4), and blocked shots (2.0), also posting three double-doubles, the only rookie to have any last year. Boyd was sixth among league rookies in scoring at 6.6 ppg and was first with 1.2 spg, while also contributing 2.3 assists and 2.7 rebounds per contest. Seattle was the only other team in the league with two All-Rookie team selections (Loyd/Takashi)

BILL LAIMBEER NAMED 2015 WNBA COACH OF THE YEAR

New York Liberty Head Coach Bill Laimbeer led his team to a league-best 23-11 record to complete the most successful regular season in franchise history and was named the 2015 WNBA Coach of the Year. That marked the second such honor for Laimbeer, who also won in 2003 with the Detroit Shock, and it is the first time any Liberty head coach has received the honor in the franchise's 19-year history. Laimbeer received 23 votes from a national panel of 39 sportswriters and broadcasters. Laimbeer's other WNBA Coach of the Year honor came in his first full season guiding the Shock, which went a league-best 25-9 in 2003 after finishing 9-23 the previous season.

STOKES SECOND IN VOTING FOR ROOKIE OF THE YEAR

Kiah Stokes had one of the most impressive rookie seasons in the WNBA and made a solid case for being considered the league's Rookie of the Year, finishing second in the voting with 16 points, five behind Jewell Loyd's winning tally of 21. In terms of total all-around impact and overall team success, it is tough to argue any first year player is more critical to team success than Stokes, who led all rookies in blocks and rebounds per game and field goal percentage.

KIAH STOKES SETS FRANCHISE BLOCK RECORDS

Kiah Stokes was one of the most effective interior defenders in the WNBA last season, averaging 2.0 blocks per game while setting a New York Liberty single-season record with 67 swats. In a win over the Connecticut Sun on July 16, she blocked eight shots, setting a new Liberty single-game record. New York was one of the best defensive teams in the WNBA a year ago, limiting opponents to just 71.1 ppg and .393 shooting from the field, the league average was .425.

TEAM SUPERLATIVES

LIBERTY TEAM HIGHS

POINTS.....	90	at Connecticut (8/14)
FIELD GOALS MADE.....	37	at Connecticut (8/14)
FIELD GOALS ATTEMPTED.....	77	at Phoenix (7/18)
3-POINT FG MADE.....	9	at Chicago (6/30)
3-POINT FG ATTEMPTED.....	21	vs. Atlanta (9/1)
FREE THROWS MADE.....	25	at Los Angeles (7/22)
FREE THROWS ATTEMPTED.....	34	at Atlanta (7/12)
.....	34	at Los Angeles (7/22)
OFFENSIVE REBOUNDS.....	19	at Los Angeles (7/22)
DEFENSIVE REBOUNDS.....	37	at Chicago (8/7)
TOTAL REBOUNDS.....	55	at Los Angeles (7/22)
ASSISTS.....	26	at Chicago (6/30)
STEALS.....	13	vs. Atlanta (6/5)
BLOCKED SHOTS.....	10	vs. Connecticut (7/16)
TURNOVERS.....	26	at Tulsa (6/26)

LIBERTY TEAM LOWS

POINTS.....	51	vs. Indiana (9/29)
FIELD GOALS MADE.....	17	at Los Angeles (7/22)
FIELD GOALS ATTEMPTED.....	52	at Tulsa (6/26)
3-POINT FG MADE.....	0	at Los Angeles (7/22)
.....	0	vs. Chicago (9/3)
3-POINT FG ATTEMPTED.....	5	at Tulsa (6/26)
FREE THROWS MADE.....	4	vs. Indiana (9/29)
FREE THROWS ATTEMPTED.....	8	3x, last vs. Indiana (9/29)
OFFENSIVE REBOUNDS.....	4	vs. Atlanta (6/5)
DEFENSIVE REBOUNDS.....	17	at Atlanta (7/12)
TOTAL REBOUNDS.....	24	vs. Tulsa (8/15)
ASSISTS.....	8	at Los Angeles (7/22)
STEALS.....	2	at Washington (6/6)
BLOCKED SHOTS.....	1	5x, last at Washington (9/20)
TURNOVERS.....	8	3x, last vs. Washington (9/22)

OPPONENT TEAM HIGHS

POINTS.....	86	vs. Washington (9/18)
FIELD GOALS MADE.....	32	vs. Washington (9/11)
FIELD GOALS ATTEMPTED.....	78	vs. Washington (9/18)
3-POINT FG MADE.....	12	2x, last at Washington (9/20)
3-POINT FG ATTEMPTED.....	24	vs. Washington (6/14)
.....	24	at Tulsa (6/26)
FREE THROWS MADE.....	26	at Atlanta (7/12)
.....	26	at Indiana (9/13)
FREE THROWS ATTEMPTED.....	36	at Atlanta (7/12)
OFFENSIVE REBOUNDS.....	13	at Atlanta (6/21)
DEFENSIVE REBOUNDS.....	30	at Los Angeles (7/22)
.....	30	vs. Washington (9/11)
.....	30	vs. Washington (9/18)
TOTAL REBOUNDS.....	40	vs. Washington (9/18)
ASSISTS.....	25	vs. Washington (9/11)
STEALS.....	14	vs. Indiana (9/29)
BLOCKED SHOTS.....	9	at Phoenix (7/18)
.....	9	vs. Chicago (9/3)
TURNOVERS.....	21	at Atlanta (6/21)

OPPONENT TEAM LOWS

POINTS.....	45	at San Antonio (8/19)
FIELD GOALS MADE.....	17	at San Antonio (8/19)
FIELD GOALS ATTEMPTED.....	53	vs. Indiana (9/29)
3-POINT FG MADE.....	1	at Los Angeles (7/22)
3-POINT FG ATTEMPTED.....	8	vs. Chicago (8/11)
FREE THROWS MADE.....	3	vs. Chicago (8/11)
FREE THROWS ATTEMPTED.....	5	vs. Chicago (8/11)
OFFENSIVE REBOUNDS.....	2	at Connecticut (8/14)
DEFENSIVE REBOUNDS.....	18	2x, last at Washington (9/20)
TOTAL REBOUNDS.....	23	at Connecticut (8/29)
ASSISTS.....	6	at Chicago (8/7)
STEALS.....	2	at Indiana (8/23)
BLOCKED SHOTS.....	0	vs. Indiana (9/23)
TURNOVERS.....	8	2x, last vs. Washington (9/22)

INDIVIDUAL SUPERLATIVES

LIBERTY INDIVIDUAL HIGHS

POINTS.....	31	Tina Charles at Connecticut (8/14)
FIELD GOALS MADE.....	14	Tina Charles 2x, last at Connecticut (8/14)
FIELD GOALS ATTEMPTED.....	27	Tina Charles vs. Washington (9/18)
3-POINT FG MADE.....	5	Candice Wiggins at Chicago (6/30)
.....	5	Sugar Rodgers vs. Atlanta (9/1)
3-POINT FG ATTEMPTED.....	12	Sugar Rodgers vs. Atlanta (9/1)
FREE THROWS MADE.....	10	Sugar Rodgers vs. Washington (9/22)
FREE THROWS ATTEMPTED.....	12	Tina Charles vs. Connecticut (7/16)
OFFENSIVE REBOUNDS.....	6	Tina Charles 2x, last at Phoenix (7/18)
DEFENSIVE REBOUNDS.....	12	Tina Charles vs. Atlanta (6/5)
TOTAL REBOUNDS.....	14	Tina Charles 3x, last at Minnesota (9/6)
ASSISTS.....	9	Tanisha Wright at Connecticut (8/14)
.....	9	Tina Charles vs. Indiana (9/23)
STEALS.....	6	Epiphany Prince at Connecticut (8/14)
BLOCKED SHOTS.....	8	Kiah Stokes vs. Connecticut (7/16)
TURNOVERS.....	7	Tanisha Wright at Tulsa (6/26)
MINUTES.....	45	Tina Charles vs. Washington (9/18)

OPPONENT INDIVIDUAL HIGHS

POINTS.....	32	Angel McCoughtry at Atlanta (7/12)
FIELD GOALS MADE.....	11	Stefanie Dolson at Washington (7/9)
.....	11	Tamika Catchings at Indiana (9/27)
FIELD GOALS ATTEMPTED.....	21	Tamika Catchings at Indiana (9/27)
3-POINT FG MADE.....	6	Taylor Hill at Washington (9/20)
3-POINT FG ATTEMPTED.....	9	Cappie Pondexter at Chicago (6/30)
.....	9	Shoni Schimmel vs. Atlanta (9/1)
.....	9	Ivory Latta vs. Washington (9/22)
FREE THROWS MADE.....	15	Odyssey Sims vs. Tulsa (8/15)
FREE THROWS ATTEMPTED.....	19	Angel McCoughtry at Atlanta (7/12)
OFFENSIVE REBOUNDS.....	5	Jayne Appel at San Antonio (8/19)
.....	5	Emma Meesseman vs. Washington (9/18)
DEFENSIVE REBOUNDS.....	14	Nneka Ogumike vs. Los Angeles (6/28)
TOTAL REBOUNDS.....	16	Nneka Ogumike vs. Los Angeles (6/28)
ASSISTS.....	10	Courtney Vandersloot at Chicago (6/30)
STEALS.....	6	Sancho Lyttle at Atlanta (6/21)
.....	6	Briann January vs. Indiana (9/29)
BLOCKED SHOTS.....	7	Brittney Griner at Phoenix (7/18)
TURNOVERS.....	6	Erika DeSouza at Atlanta (7/12)
MINUTES.....	39	Nneka Ogumike vs. Los Angeles (6/28)



TEAM'S STATISTICS

TEAM	FIELD GOALS			3-PT. F.G.'S			FREE THROWS			REBOUNDS							PTS	AVG.		
	MADE	ATT.	PCT.	MADE	ATT.	PCT.	MADE	ATT.	PCT.	OFF.	DEF.	TOT.	AST	PF	DQ	STL			TO	BLK
Chi.	1070	2398	.446	141	431	.327	537	650	.826	339	906	1245	542	632	3	227	411	227	2818	82.9
Atl.	954	2320	.411	166	519	.320	571	725	.788	374	803	1177	548	744	12	314	545	125	2645	77.8
Tulsa	907	2298	.395	206	634	.325	622	785	.792	393	819	1212	480	663	3	236	427	127	2642	77.7
Ind.	939	2214	.424	182	506	.360	581	727	.799	329	771	1100	506	708	5	295	490	97	2641	77.7
Minn.	984	2233	.441	139	419	.332	459	562	.817	303	896	1199	617	537	1	209	446	149	2566	75.5
Phoe.	936	2142	.437	157	485	.324	526	649	.810	245	890	1135	552	625	2	248	438	234	2555	75.1
Conn.	969	2296	.422	209	623	.335	403	544	.741	306	747	1053	536	654	2	279	460	107	2550	75.0
N.Y.	940	2208	.426	128	414	.309	521	674	.773	338	911	1249	569	616	2	250	497	146	2529	74.4
L.A.	959	2121	.452	145	489	.297	440	540	.815	240	853	1093	621	608	10	197	450	140	2503	73.6
Wash.	919	2180	.422	205	593	.346	458	578	.792	275	824	1099	606	631	3	226	448	166	2501	73.6
Sea.	898	2068	.434	159	493	.323	439	539	.814	179	854	1033	569	609	1	205	514	114	2394	70.4
S.A.	861	2206	.390	128	434	.295	464	597	.777	274	834	1108	516	519	2	246	475	130	2314	68.1

OPPONENT'S STATISTICS

TEAM	FIELD GOALS			3-PT. F.G.'S			FREE THROWS			REBOUNDS							PTS	AVG.	DIFF.		
	MADE	ATT.	PCT.	MADE	ATT.	PCT.	MADE	ATT.	PCT.	OFF.	DEF.	TOT.	AST	PF	DQ	STL				TO	BLK
N.Y.	855	2176	.393	196	564	.348	510	629	.811	252	820	1072	532	633	5	246	495	131	2416	71.1	+3.3
Wash.	910	2245	.405	136	440	.309	466	566	.823	348	845	1193	515	637	3	231	466	125	2422	71.2	+2.3
Minn.	935	2256	.414	173	556	.311	396	481	.823	270	853	1123	571	601	2	231	433	139	2439	71.7	+3.7
Phoe.	913	2305	.396	164	517	.317	468	5	.796	334	857	1191	507	612	5	232	441	122	2458	72.3	+2.9
L.A.	915	2206	.415	160	490	.327	545	703	.775	310	809	1119	550	577	0	239	375	110	2535	74.6	-0.9
Ind.	945	2149	.440	153	509	.301	534	683	.782	287	829	1116	536	703	5	264	552	167	2577	75.8	+1.9
Sea.	962	2230	.431	174	552	.315	488	618	.790	300	856	1156	572	597	3	264	433	148	2586	76.1	-5.6
Conn.	957	2175	.440	161	450	.358	530	642	.826	311	832	1143	542	550	5	240	509	130	2605	76.6	-1.6
S.A.	1039	2266	.459	131	424	.309	399	523	.763	296	916	1212	594	604	2	254	446	184	2608	76.7	-8.6
Tulsa	964	2168	.445	162	480	.338	530	669	.792	287	857	1144	556	720	7	211	465	196	2620	77.1	+0.6
Chi.	994	2337	.425	177	513	.345	515	673	.765	303	840	1143	601	630	4	232	442	150	2680	78.8	+4.1
Atl.	947	2171	.436	178	545	.327	640	795	.805	297	794	1091	586	682	5	288	544	160	2712	79.8	-2.0
AVG.'S	945	2224	.425	164	503	.325	502	631	.795	300	842	1142	555	629	4	244	467	147	2555	75.1	

TEAMS' STATISTICS, RANK WITHIN LEAGUE

	ATL	CHI	CT	IND	LA	MIN	NY	PHO	SA	SEA	TUL	WAS
Points/game	2	1	7	4	9	5	8	6	12	11	3	10
FG pct.	10	2	8	7	1	3	6	4	12	5	11	9
FT pct.	9	1	12	6	3	2	11	5	10	4	8	7
3-pt FG pct.	9	5	3	1	11	4	10	7	12	8	6	2
Off. Reb./gm	2	3	6	5	11	7	4	10	9	12	1	8
Def. Reb./gm	10	2	12	11	6	3	1	4	7	5	9	8
Rebounds/game	5	2	11	8	10	4	1	6	7	12	3	9
Assists/game	7	8	9	11	1	2	4t	6	10	4t	12	3
Steals/game	1	8	3	2	12	10	4	5	6	11	7	9
Turnovers/gm	12	1	7	9	6	4	10	3	8	11	2	5
Blocks/gm	9	2	11	12	6	4	5	1	7	10	8	3
Pers.Fouls/gm	12	8	9	11	3	2	5	6	1	4	10	7
DQ/game	12	7t	3t	10	11	1t	3t	3t	3t	1t	7t	7t

OPPONENTS' STATISTICS, RANK WITHIN LEAGUE

	ATL	CHI	CT	IND	LA	MIN	NY	PHO	SA	SEA	TUL	WAS
Points/game	12	11	8	6	5	3	1	4	9	7	10	2
FG pct.	8	6	10	9	5	4	1	2	12	7	11	3
FT pct.	8	2	12	4	3	10	9	7	1	5	6	11
3-pt FG pct.	8	10	12	1	7	4	11	6	2	5	9	3
Off. Reb./gm	6	8	10	3t	9	2	1	11	5	7	3t	12
Def. Reb./gm	1	6	5	4	2	8	3	10t	12	9	10t	7
Rebounds/game	2	6t	6t	3	4	5	1	10	12	9	8	11
Assists/game	10	12	5	4	6	8	3	1	11	9	7	2
Steals/game	12	4t	7	10t	6	2t	8	4t	9	10t	1	2t
Turnovers/gm	2	8	3	1	12	10t	4	9	7	10t	6	5
Blocks/gm	9	8	4	10	1	6	5	2	11	7	12	3
Pers.Fouls/gm	3	6	12	2	11	9	5	7	8	10	1	4
DQ/game	2t	7	2t	2t	12	10t	2t	2t	10t	8t	1	8t

COMBINATION TEAM/OPPONENT STATISTICS, RANK WITHIN LEAGUE

Pts/game/diff.	10	1	9	6	8	2	3	4	12	11	7	5
Off. Reb. Pct.	1	4	6	5	10	7	3	11	9	12	2	8
Def. Reb. Pct.	8	3	11	9	7	2	1	10	6	5	4	12
Total Reb. Pct.	3	4	7	6	9	5	1	10	8	12	2	11



SCORING AVERAGE	G	FG	FT	PTS	AVG
Delle Donne, Chi.	31	238	207	725	23.4
Moore, Min.	33	238	136	681	20.6
McCoughtry, Atl.	34	235	178	685	20.1
Charles, N.Y.	34	243	93	580	17.1
Bonner, Pho.	33	158	175	521	15.8
Williams, Tul.	29	130	136	452	15.6
Bone, Ct.	33	224	61	509	15.4
Griner, Pho.	26	147	99	393	15.1
Pondexter, Chi.	29	163	84	434	15.0
Bentley, Ct.	25	142	44	367	14.7
Lavender, L.A.	34	211	67	492	14.5
Dupree, Pho.	33	192	81	465	14.1
McBride, S.A.	27	131	58	373	13.8
Latta, Was.	34	143	90	455	13.4
Perkins, S.A.	26	124	73	346	13.3
Catchings, Ind.	30	125	125	393	13.1
Hayes, Atl.	28	115	99	360	12.9
Pierson, Tul.	30	152	63	384	12.8
Toliver, L.A.	28	119	65	346	12.4
Meesseman, Was.	34	178	34	396	11.6

FIELD GOAL PCT.	FG	FGA	PCT
Griner, Pho.	147	260	.565
Meesseman, Was.	178	320	.556
Langhorne, Sea.	156	286	.545
Ogwumike, L.A.	147	280	.525
Lavender, L.A.	211	402	.525
Dupree, Pho.	192	375	.512
Bone, Ct.	224	441	.508
Fowles, Min.	103	203	.507
Dolson, Was.	148	299	.495
Kizer, Ind.	112	228	.491
Parker, L.A.	116	237	.489
Paris, Tul.	104	214	.486
Lytte, Atl.	104	219	.475
de Souza, Atl.-Chi.	109	231	.472
Prince, N.Y.	136	291	.467
Johnson, Ind.	121	259	.467
Vandersloot, Chi.	146	315	.463
Whalen, Min.	121	262	.462
Delle Donne, Chi.	238	517	.460
Charles, N.Y.	243	531	.458

REBOUNDS PER GAME	G	OFF	DEF	TOT	AVG
Paris, Tul.	34	102	215	317	9.3
Charles, N.Y.	34	72	216	288	8.5
Delle Donne, Chi.	31	60	200	260	8.4
Lavender, L.A.	4	68	213	281	8.3
Brunson, Min.	34	87	189	276	8.1
Griner, Pho.	26	43	167	210	8.1
Catchings, Ind.	30	51	162	213	7.1
Moore, Min.	33	62	159	221	6.7
de Souza, Atl.-Chi.	34	78	143	221	6.5
Appel, S.A.	29	38	149	187	6.4
Stokes, N.Y.	34	60	159	219	6.4
Bone, Ct.	33	49	159	208	6.3
Meesseman, Was.	34	60	153	213	6.3
Breland, Chi.	33	70	124	194	5.9
Langhorne, Sea.	34	39	155	194	5.7
Bonner, Pho.	33	37	150	187	5.7
Dolson, Was.	34	49	143	192	5.6
McCoughtry, Atl.	34	64	116	180	5.3
Dupree, Pho.	33	40	128	168	5.1
Young-Malcolm, S.A.	34	49	121	170	5.0

3-PT FIELD GOAL PCT.	3FG	3GA	PCT
January, Ind.	25	58	.431
Liston, Min.	27	63	.429
Johnson, Ind.	31	75	.413
Mitchell, Pho.	44	111	.396
Latta, Was.	79	203	.389
Christmas, Tul.	32	83	.386
Toliver, L.A.	43	112	.384
O'Hea, Sea.	36	94	.383
Schimmel, Atl.	49	128	.383
Lucas, Ind.	31	83	.373
McBride, S.A.	53	142	.373
Currie, Pho.	28	77	.364
McCoughtry, Atl.	37	102	.363
Hodges, Atl.	27	75	.360
Moore, Min.	69	192	.359
Stricklen, Ct.	51	142	.359
Prince, N.Y.	26	73	.356
Vandersloot, Chi.	32	90	.356
Williams, Tul.	56	162	.346
Little, Ct.	39	113	.345

ASSISTS PER GAME	G	AST	AVG
Vandersloot, Chi.	34	198	5.8
Bird, Sea.	27	147	5.4
Robinson, S.A.	30	149	5.0
Whalen, Min.	29	125	4.3
J. Thomas, Ct.	34	133	3.9
Toliver, L.A.	28	104	3.7
Johnson, L.A.	34	122	3.6
Moore, Min.	33	116	3.5
Wright, N.Y.	34	119	3.5
Cloud, Was.	34	115	3.4
January, Ind.	29	98	3.4
Bonner, Pho.	33	110	3.3
Schimmel, Atl.	32	101	3.2
Colson, S.A.	34	95	2.8
McCoughtry, Atl.	34	94	2.8
Montgomery, Sea.-Min.	36	99	2.8
Gray, Ct.	34	92	2.7
Mitchell, Pho.	34	91	2.7
Latta, Was.	34	87	2.6
Williams, Tul.	29	74	2.6

FREE THROW PCT.	FT	FTA	PCT
Delle Donne, Chi.	207	218	.950
Dantas, Min.-Atl.	51	56	.911
Latta, Was.	90	99	.909
Loyd, Sea.	104	115	.904
Robinson, S.A.	65	72	.903
Toliver, L.A.	65	72	.903
Vandersloot, Chi.	64	71	.901
Prince, N.Y.	63	70	.900
Lavender, L.A.	67	76	.882
Whalen, Min.	67	76	.882
Rodgers, N.Y.	59	67	.881
Perkins, S.A.	73	83	.880
Kizer, Ind.	51	58	.879
McBride, S.A.	58	66	.879
Dolson, Was.	54	62	.871
Catchings, Ind.	125	144	.868
Bonner, Pho.	175	202	.866
Ogwumike, L.A.	84	97	.866
Currie, Pho.	51	59	.864
Tokashiki, Sea.	50	58	.862

STEALS PER GAME	G	STL	AVG
Lyttle, Atl.	24	54	2.25
McCoughtry, Atl.	34	72	2.12
Bentley, Ct.	25	49	1.96
Catchings, Ind.	30	55	1.83
Moore, Min.	33	54	1.64
Williams, Tul.	29	43	1.48
Perkins, S.A.	26	38	1.46
Ajavon, Atl.	33	47	1.42
Bonner, Pho.	33	44	1.33
Vandersloot, Chi.	34	45	1.32
Coleman, Ind.	34	42	1.24
Little, Ct.	34	42	1.24
Young-Malcolm, S.A.	34	42	1.24
J. Thomas, Ct.	34	41	1.21
Boyd, N.Y.	30	35	1.17
Johnson, Ind.	31	35	1.13
Brunson, Min.	34	38	1.12
Langhorne, Sea.	34	37	1.09
McBride, S.A.	27	29	1.07
Delle Donne, Chi.	31	33	1.06

BLOCKS PER GAME	G	BLK	AVG
Griner, Pho.	26	105	4.04
Sanders, Was.	23	48	2.09
Delle Donne, Chi.	31	64	2.06
Stokes, N.Y.	34	67	1.97
Meesseman, Was.	34	46	1.35
Appel, S.A.	29	38	1.31
Lavender, L.A.	34	41	1.21
Paris, Tul.	34	41	1.21
Breland, Chi.	33	36	1.09
Dolson, Was.	34	36	1.06
Tolo, L.A.	28	28	1.00
Peters, Min.	33	30	0.91
Tokashiki, Sea.	30	27	0.90
Henry, Atl.	29	25	0.86
Bonner, Pho.	33	28	0.85
Alexander, S.A.	29	24	0.83
de Souza, Atl.-Chi.	34	28	0.82
Catchings, Ind.	30	24	0.80
Moore, Min.	33	26	0.79
Bishop, Sea.	26	20	0.77

MINUTES PER GAME	G	MIN	AVG
Ogwumike, L.A.	23	784	34.1
Lavender, L.A.	34	1148	33.8
Moore, Min.	33	1102	33.4
Bonner, Pho.	33	1099	33.3
Delle Donne, Chi.	31	1032	33.3
Dupree, Pho.	33	1028	31.2
Charles, N.Y.	34	1053	31.0
Toliver, L.A.	28	864	30.9
Griner, Pho.	26	799	30.7
Pondexter, Chi.	29	877	30.2
Whalen, Min.	29	874	30.1
Robinson, S.A.	30	902	30.1
McCoughtry, Atl.	34	1021	30.0
Bentley, Ct.	25	749	30.0
Hayes, Atl.	28	836	29.9
Vandersloot, Chi.	34	1015	29.8
Bone, Ct.	33	961	29.1
Christmas, Tul.	32	919	28.7
Bird, Sea.	27	773	28.6
Pierson, Tul.	30	843	28.1



Kiah Stokes ranked fourth in the WNBA last season, blocking 1.97 shots per game. She set a new Liberty single-season record with 67 blocks.



Tina Charles hauled in 288 rebounds last season to rank second in the WNBA with 8.5 boards per game.

FINAL STANDINGS

EAST	W	L	PCT	GB	HOME	ROAD	Last-10	Streak
New York Liberty	23	11	.676	-	12-5	11-6	6-4	L2
Chicago Sky	21	13	.618	2	13-4	8-9	7-3	L1
Indiana Fever	20	14	.588	3	11-6	9-8	5-5	W2
Washington Mystics	18	16	.529	5	11-6	7-10	3-7	L1
Atlanta Dream	15	19	.441	8	9-8	6-11	6-4	W1
Connecticut Sun	15	19	.441	8	8-9	7-10	3-7	W1
WEST	W	L	PCT	GB	HOME	ROAD	Last-10	Streak
Minnesota Lynx	22	12	.647	-	13-4	9-8	4-6	L1
Phoenix Mercury	20	14	.588	2	13-4	7-10	5-5	L1
Tulsa Shock	18	16	.529	4	12-5	6-11	8-2	W1
Los Angeles Sparks	14	20	.412	8	9-8	5-12	6-4	L2
Seattle Storm	10	24	.294	12	8-9	2-15	4-6	L1
San Antonio Stars	8	26	.235	14	7-10	1-16	1-9	W1

AWARD WINNERS

ALL-WNBA FIRST TEAM (selected by position)

Position	Player	Team	Points
Forward	Elena Delle Donne	Chicago Sky	195
Forward	Maya Moore	Minnesota Lynx	188
Center	Tina Charles	New York Liberty	167
Guard	DeWanna Bonner	Phoenix Mercury	131
Guard	Angel McCoughtry	Atlanta Dream	102

ALL WNBA SECOND TEAM (selected by position)

Position	Player	Team	Points
Forward	Candace Parker	Los Angeles Sparks	106
Forward	Tamika Catchings	Indiana Fever	63
Center	Brittney Griner	Phoenix Mercury	147
Guard	Epiphanny Prince	New York Liberty	96
Guard	Courtney Vandersloot	Chicago Sky	73

- WNBA Most Valuable Player: Elena Delle Donne (Chicago Sky)
- Kim Perrot Sportsmanship Award: DeLisha Milton-Jones (Atlanta Dream)
- WNBA Coach of the Year: Bill Laimbeer (New York Liberty)**
- WNBA Defensive Player of the Year: Brittney Griner (Phoenix Mercury)
- WNBA Rookie of the Year: Jewell Loyd (Seattle Storm)
- WNBA Most Improved: Kelsey Bone (Connecticut Sun)
- WNBA Sixth Woman of the Year: Allie Quigley (Chicago Sky)

PEAK PERFORMERS

- Scoring: Elena Delle Donne (Chicago Sky) - 23.4 PPG
- Rebounding: Courtney Paris (Tulsa Shock) - 9.3 RPG
- Assists: Courtney Vandersloot (Chicago Sky) - 5.8 APG

ALL- DEFENSIVE FIRST TEAM (selected by position)

Position	Player	Team
Center	Brittney Griner	Phoenix Mercury
Forward	Tamika Catchings	Indiana Fever
Guard	Briann January	Indiana Fever
Guard	Angel McCoughtry	Atlanta Dream
Forward	Nneka Ogumike	Los Angeles Sparks

ALL-DEFENSIVE SECOND TEAM (selected by position)

Position	Player	Team
Center	Kiah Stokes	New York Liberty
Guard	Tanisha Wright	New York Liberty
Forward	Tina Charles	New York Liberty
Guard	DeWanna Bonner	Phoenix Mercury
Forward	Sancho Lyttle	Atlanta Dream

ALL-ROOKIE TEAM

Position	Player	Team
Guard	Jewell Loyd	Seattle Storm
Center	Kiah Stokes	New York Liberty
Guard	Brittany Boyd	New York Liberty
Forward	Ramu Tokashiki	Seattle Storm
Center	Natalie Achonwa	indiana Fever
Guard	Ana Dabovic	Chicago Sky



MADISON SQUARE GARDEN
CHASE
MADISON SQUARE GARDEN

9
1 2 3 7 9 9
35



ATLANTA DREAM

101 Marietta Street NW Suite 200
 Atlanta, GA 30303
 (877) 977-7729
 dream.wnba.com

MEDIA RELATIONS

Randy Press
 (678) 954-5594
 randy.press@atlantadream.net

FRONT OFFICE

Owners..... Mary Brock & Kelly Loeffler
 President..... Theresa Wenzel
 Vice President of Basketball Operations & Special Projects..... Natalie White

BASKETBALL STAFF

Head Coach Michael Cooper
 Assistant Coaches..... Karleen Thompson, Miles Cooper
 Director of Sports MedicineMichael Douglas
 Coordinator of Basketball OperarionsCamensky Bryson, Angelica Mealing

QUICK FACTS

Arena (Capacity).....Philips Arena (10,056)
 Inaugural Season2008
 All-Time Record..... 131-141 (.482)
 All-Time Playoff Record 14-17 (.452)
 WNBA Finals Appearances3 (2010, 2011, 2013)
 WNBA Championships0
 2015 Playoffs None
 2015 Record 15-19 (5th East)
 2015 vs. Liberty..... 1-4
 Last 10 Games vs. Liberty 2-8
 Current Streak vs. Liberty L2

LIBERTY HISTORY VS. ATLANTA

All-Time Record..... 22-11
 Home 12-4
 Away 10-7
 Overtime 1-0
 Postseason 0-2

Liberty

Most Points 94 at Atlanta (6/5/11)
 Fewest Points 56 at Atlanta (6/7/13)
 Largest Victory22 (91-69) at New York (7/13/11)
 Individual Points ...33 - Cappie Pondexter at Atlanta (8/11/13)

Dream

Most Points 100 at Atlanta (5/25/12)
 Fewest Points 60 at Atlanta (6/19/12)
 Largest Victory 26 (100-74) at Atlanta (5/25/12)
 Individual Points ...33 - Angel McCoughtry at New York (6/22/14)

RECENT MATCHUPS

2015 RESULTS VS. ATLANTA (4-1)

6/5/15..... at New York W, 82-73
 6/21/15..... at Atlanta W, 73-64
 7/12/15..... at Atlanta L, 76-84
 8/21/15..... at New York W, 78-67
 9/1/15..... at New York W, 80-75

2016 SCHEDULE

5/25/16..... at New York 11:00 AM
 6/22/16..... at Atlanta 12:00 PM
 7/13/16..... at New York 11:00 AM

ALL-TIME SERIES RESULTS

Date	Site	W/L	Score	Date	Site	W/L	Score
6/11/08	ATL	W	81-77	6/24/12	NY	L	64-74
7/27/08	ATL	W	86-76	6/7/13	ATL	L	56-75
9/5/08	NY	W	82-71	6/9/13	NY	W	76-67
6/21/09	ATL	W	93-81	8/11/13	ATL	W	88-82
7/11/09	NY	W	71-69	9/6/13	NY	L	57-70
7/19/09	NY	W	89-86	6/20/14	ATL	L	64-85
8/1/09	ATL	L	83-89	6/22/14	NY	W	85-78
5/23/10	NY	L	77-86	7/16/14	NY	W	77-75
6/11/10	NY	W	91-79	8/3/14	ATL	W	83-76
7/25/10	ATL	L	75-82	6/5/15	NY	W	82-73
8/13/10	ATL	W	90-83	6/21/15	ATL	W	73-64
6/5/11	ATL	W	98-88	7/12/15	ATL	L	76-84
6/14/11	NY	L	58-79	8/21/15	NY	W	78-67
6/30/11	ATL	L	81-87	9/1/15	NY	W	80-75
7/13/11	NY	W	91-69				
8/2/11	ATL	W	85-75				
5/25/12	ATL	L	74-100				
6/5/12	NY	W	79-74				
6/19/12	ATL	W	73-60				

PLAYOFFS

Conference Finals: Eliminated 0-2
 9/5/10 NY L 75-81
 9/7/10 ATL L 93-105

2015 NEW YORK LIBERTY VS. ATLANTA DREAM STATISTICS (4-1)

NO	PLAYER	GP-GS	MIN	FGM-FGA	FG%	3-POINT		FTM-FTA	FT%	---REBOUNDS---				PF-DQ	STL	TO	BLK	PTS/AVG
						FGM-FGA	FG%			OFF	DEF	TOT/AVG	AST					
31	Charles, T	5-5	175:27	37-81	.457	0-1	.000	20-29	.690	8	35	43/8.6	9	5-0	5	18	3	94/18.8
10	Prince, E	3-3	95:05	14-37	.378	5-11	.455	10-12	.833	4	7	11/3.7	9	7-0	6	5	1	43/14.3
15	Boyd, B	5-0	89:07	17-29	.586	4-8	.500	16-24	.667	4	15	19/3.8	11	11-0	8	12	2	54/10.8
14	Rodgers, S	5-1	99:28	12-37	.324	9-26	.346	13-14	.929	5	5	10/2.0	11	17-0	3	6	0	46/9.2
8	Swords, C	5-2	93:22	14-24	.583	0-0	.000	9-12	.750	10	15	25/5.0	4	12-0	8	5	6	37/7.4
30	Wright, T	5-5	132:57	9-30	.300	1-5	.200	17-21	.810	7	7	14/2.8	21	12-0	4	10	0	36/7.2
41	Stokes, K	5-1	97:38	13-17	.765	0-0	.000	4-5	.800	9	16	25/5.0	2	11-0	4	6	9	30/6.0
9	Allen, R	1-0	19:12	3-6	.500	0-2	.000	0-0	.000	1	2	3/3.0	0	0-0	3	2	0	6/6.0
32	Cash, S	5-4	87:02	11-24	.458	2-7	.286	5-6	.833	2	7	9/1.8	9	8-0	3	9	0	29/5.8
17	Carson, E	5-3	76:44	5-20	.250	1-4	.250	3-3	1.000	4	4	8/1.6	9	12-0	3	4	1	14/2.8
2	Wiggins, C	4-1	49:24	0-7	.000	0-5	.000	0-0	.000	0	6	6/1.5	0	3-0	1	6	0	0/0.0
7	Warley-Talbert, A	2-0	9:35	0-2	.000	0-0	.000	0-0	.000	0	0	0/0.0	1	2-0	1	0	0	0/0.0
Team											47							
New York Liberty		5-25	1025:00	135-314	.430	22-69	.319	97-126	.770	54	119	220/44.0	86	100-0	49	85	22	389/77.8
Team													54					
OPPONENTS		5-25	1025:00	123-323	.381	26-88	.295	91-116	.784	51	108	213/42.6	75	114-1	49	87	12	363/72.6

2015 ATLANTA DREAM VS. NEW YORK LIBERTY STATISTICS (1-4)

NO	PLAYER	GP-GS	MIN	FGM-FGA	FG%	3-POINT		FTM-FTA	FT%	---REBOUNDS---				PF-DQ	STL	TO	BLK	PTS/AVG
						FGM-FGA	FG%			OFF	DEF	TOT/AVG	AST					
35	McCoughtry, A	5-4	170:25	35-72	.486	5-12	.417	39-48	.813	8	17	25/5.0	15	20-0	11	20	2	114/22.8
15	Hayes, T	4-4	121:01	19-48	.396	5-15	.333	13-17	.765	4	3	7/1.8	9	14-1	4	7	0	56/14.0
11	Burdick, C	2-1	48:38	6-11	.545	0-1	.000	4-4	1.000	4	7	11/5.5	2	8-0	3	3	2	16/8.0
23	Schimmel, S	5-3	99:44	13-41	.317	5-21	.238	3-4	.750	2	11	13/2.6	15	8-0	6	10	1	34/6.8
5	Hodges, R	3-1	62:21	6-19	.316	5-14	.357	3-5	.600	2	8	10/3.3	6	5-0	0	2	1	20/6.7
20	Lyttle, S	4-4	116:55	10-30	.333	1-2	.500	4-6	.667	8	15	23/5.8	4	16-0	10	9	1	25/6.3
14	de Souza, E	3-3	91:07	7-18	.389	0-0	.000	3-4	.750	8	13	21/7.0	3	13-0	1	9	2	17/5.7
12	Dantas, D	2-2	38:39	3-14	.214	0-1	.000	4-4	1.000	2	6	8/4.0	1	2-0	1	2	0	10/5.0
13	Henry, A	4-1	66:48	8-12	.667	0-0	.000	3-4	.750	5	13	18/4.5	0	8-0	4	4	3	19/4.8
4	Carter, S	4-1	53:24	5-18	.278	2-9	.222	6-8	.750	0	3	3/0.8	7	3-0	3	1	0	18/4.5
3	Wheeler, E	3-0	34:53	4-11	.364	2-5	.400	2-4	.500	2	1	3/1.0	4	3-0	0	4	0	12/4.0
10	Ajavon, M	4-1	54:58	4-14	.286	1-4	.250	6-6	1.000	2	6	8/2.0	7	6-0	6	7	0	15/3.8
21	Gray, R	2-0	28:57	1-5	.200	0-0	.000	1-2	.500	0	2	2/1.0	0	3-0	0	1	0	3/1.5
1	Milton-Jones, D	2-0	20:45	1-4	.250	0-1	.000	0-0	.000	2	3	5/2.5	2	2-0	0	0	0	2/1.0
31	Colhado, N	2-0	13:15	1-3	.333	0-0	.000	0-0	.000	1	0	1/0.5	0	2-0	0	0	0	2/1.0
22	Logic, S	1-0	3:11	0-3	.000	0-3	.000	0-0	.000	1	0	1/1.0	0	1-0	0	1	0	0/0.0
Team											54				7			
Atlanta Dream		5-25	1025:00	123-323	.381	26-88	.295	91-116	.784	51	108	213/42.6	75	114-1	49	87	12	363/72.6
Team													47					
OPPONENTS		5-25	1025:00	135-314	.430	22-69	.319	97-126	.770	54	119	220/44.0	86	100-0	49	85	22	389/77.8





CHICAGO SKY

5500 W. Howard Street
Skokie, IL 60077
(312) 828-9550
sky.wnba.com

MEDIA RELATIONS

Lauren Niemiera
(312) 994-5984
lniemiera@chicagosky.net

FRONT OFFICE

Owner Michael Alter
Chairman & Minority Owner Margaret Stender
President & CEO Adam Fox
Chief Financial Officer Rommel Famatid
General Manager Pokey Chatman

BASKETBALL STAFF

Head Coach Pokey Chatman
Assistant Coaches Jonah Herscu, Christie Sides
Strength & Conditioning Coach/Director of Basketball Operations Ann Crosby
Video Coordinator/Player Development Assistant Jessie Miller

QUICK FACTS

Arena (Capacity) Allstate Arena (7,000)
Inaugural Season 2006
All-Time Record 149-191 (.438)
All-Time Playoff Record 5-9 (.357)
WNBA Finals Appearances 0
WNBA Championships 0
2015 Playoffs Conference Semis (Lost to Indiana, 2-1)
2015 Record 21-13 (2nd East)
2015 vs. Liberty 1-3
Last 10 Games vs. Liberty 7-3
Current Streak vs. Liberty W1

LIBERTY HISTORY VS. CHICAGO

All-Time Record 20-20
Home 11-9
Away 9-11
Overtime 0-1
Postseason 0-0

Liberty

Most Points 100 at Chicago (OT) (6/18/14)
Fewest Points 55 at New York (7/18/13)
Largest Victory 21 (84-63) at New York (8/11/15)
Individual Points 31 - Cappie Pondexter at Chicago (6/8/10)

Sky

Most Points 105 at Chicago (OT) (6/18/14)
Fewest Points 49 at New York (8/4/11)
Largest Victory 29 (93-64) at Atlanta (7/7/13)
Individual Points
..... 33 - Epiphany Prince (3x), last at New York (6/27/14)

RECENT MATCHUPS

2015 RESULTS VS. CHICAGO (3-1)

6/30/15 at Chicago W, 89-81
8/7/15 at Chicago W, 77-63
8/11/15 at New York W, 84-63
9/3/15 at New York L, 60-82

2016 SCHEDULE

6/24/16 at New York 7:30 PM
7/8/16 at Chicago 7:30 PM
9/16/16 at Chicago 7:30 PM

ALL-TIME SERIES RESULTS

Date	Site	W/L	Score
7/7/06	CHI	L	73-78
7/25/06	CHI	W	79-72
8/5/06	NY	W	80-69
5/20/07	NY	W	83-71
6/15/07	CHI	L	66-73
8/14/07	CHI	L	65-77
8/19/07	NY	W	58-52
8/28/08	NY	L	60-69
9/7/08	NY	W	69-61
9/12/08	CHI	W	69-62
7/22/09	CHI	W	77-70
8/14/09	NY	L	77-88
8/28/09	CHI	L	77-96
8/30/09	NY	W	77-63
5/16/10	NY	W	85-82
6/8/10	CHI	W	85-70
7/11/10	NY	W	57-54
7/23/10	CHI	W	79-71
6/17/11	CHI	L	73-85
7/10/11	NY	W	80-73

Date	Site	W/L	Score
8/4/11	NY	W	59-49
8/28/11	CHI	L	73-74
8/30/11	NY	W	71-67
6/10/12	NY	L	64-73
7/6/12	CHI	W	64-59
8/21/12	CHI	W	77-67
9/7/12	NY	L	83-92
6/26/13	CHI	L	74-87
7/7/13	NY	L	64-93
7/18/13	NY	L	55-75
7/20/13	CHI	L	69-80
8/23/13	CHI	L	64-82
5/17/14	NY	L	65-79
6/18/14	CHI	L	100-105 OT
6/27/14	NY	L	69-73
7/31/14	CHI	L	74-87
6/30/15	CHI	W	89-81
8/7/15	CHI	W	77-63
8/11/15	NY	W	84-63
9/3/15	NY	L	60-82

2015 NEW YORK LIBERTY VS. CHICAGO SKY STATISTICS (3-1)

NO	PLAYER	GP-GS	MIN	FGM-FGA	FG%	3-POINT		FTM-FTA	FT%	---REBOUNDS---			AST	PF-DQ	STL	TO	BLK	PTS/AVG	
						FGM-FGA	FG%			OFF	DEF	TOT/AVG							
10	Prince, E	3-3	88:12	25-34	.735	4-6	.667	8-9	.889	0	5	5/1.7	9	4-0	5	4	0	62/20.7	
31	Charles, T	4-4	121:18	27-71	.380	0-0	.000	11-14	.786	9	30	39/9.8	13	5-0	2	9	2	65/16.3	
14	Rodgers, S	4-1	75:17	12-37	.324	7-20	.350	5-5	1.000	2	5	7/1.8	3	7-0	3	1	1	36/9.0	
30	Wright, T	4-4	92:06	11-25	.440	2-6	.333	6-7	.857	2	5	7/1.8	11	8-0	8	7	0	30/7.5	
41	Stokes, K	4-0	102:49	11-18	.611	0-0	.000	6-8	.750	11	24	35/8.8	5	10-0	1	8	6	28/7.0	
17	Carson, E	3-1	74:41	7-19	.368	1-5	.200	6-8	.750	1	11	12/4.0	10	4-0	1	6	0	21/7.0	
2	Wiggins, C	4-0	57:12	8-16	.500	6-8	.750	1-2	.500	2	9	11/2.8	1	4-0	0	5	1	23/5.8	
15	Boyd, B	4-0	36:50	5-13	.385	1-4	.250	11-16	.688	1	11	12/3.0	9	9-0	5	2	0	22/5.5	
8	Swords, C	4-3	77:38	4-14	.286	0-0	.000	6-8	.750	5	13	18/4.5	6	10-0	2	5	2	14/3.5	
32	Cash, S	4-4	64:14	3-15	.200	0-4	.000	3-4	.750	0	6	6/1.5	7	6-0	0	2	0	9/2.3	
7	Warley-Talbert, A	3-0	9:43	0-0	.000	0-0	.000	0-0	.000	0	2	2/0.7	0	1-0	2	2	2	0/0.0	
Team												29			0				
New York Liberty		4-20	800:00	113-262	.431	21-53	.396	63-81	.778	33	121	183/45.8	74	68-0	29	51	14	310/77.5	
Team														27			2		
OPPONENTS		4-20	800:00	106-275	.385	18-53	.340	59-68	.868	32	103	162/40.5	52	72-0	28	49	21	289/72.3	

2015 CHICAGO SKY VS. NEW YORK LIBERTY STATISTICS (1-3)

NO	PLAYER	GP-GS	MIN	FGM-FGA	FG%	3-POINT		FTM-FTA	FT%	---REBOUNDS---			AST	PF-DQ	STL	TO	BLK	PTS/AVG	
						FGM-FGA	FG%			OFF	DEF	TOT/AVG							
11	Delle Donne, E	3-3	107:45	16-49	.327	3-14	.214	27-27	1.000	7	19	26/8.7	5	6-0	2	3	4	62/20.7	
23	Pondexter, C	3-3	98:12	18-48	.375	3-13	.231	15-17	.882	1	10	11/3.7	2	11-0	4	5	0	54/18.0	
22	Vandersloot, C	4-4	120:46	22-42	.524	7-11	.636	5-8	.625	1	14	15/3.8	26	8-0	6	10	2	56/14.0	
14	Quigley, A	4-1	81:52	14-36	.389	5-13	.385	3-3	1.000	0	5	5/1.3	7	3-0	0	6	2	36/9.0	
51	Breland, J	4-4	79:16	10-23	.435	0-0	.000	2-2	1.000	6	20	26/6.5	2	8-0	2	6	3	22/5.5	
1	Young, T	3-2	48:12	6-12	.500	0-0	.000	1-2	.500	3	7	10/3.3	1	9-0	1	4	0	13/4.3	
41	de Souza, E	3-3	70:08	6-16	.375	0-0	.000	0-0	.000	6	7	13/4.3	1	6-0	2	2	4	12/4.0	
21	Faulkner, J	4-0	30:47	5-11	.455	0-0	.000	2-2	1.000	0	4	4/1.0	4	5-0	2	6	0	12/3.0	
45	Goodlett, S	1-0	15:22	1-1	1.000	0-0	.000	1-1	1.000	3	0	3/3.0	0	0-0	0	0	0	3/3.0	
44	Laney, B	4-0	48:13	4-14	.286	0-2	.000	2-4	.500	2	6	8/2.0	3	4-0	4	3	0	10/2.5	
8	Dos Santos, C	4-0	61:57	4-16	.250	0-0	.000	1-2	.500	3	3	6/1.5	1	6-0	3	2	2	9/2.3	
32	Parker, C	4-0	26:44	0-5	.000	0-0	.000	0-0	.000	0	5	5/1.3	0	5-0	2	0	4	0/0.0	
5	Gemelos, J	4-0	10:46	0-2	.000	0-0	.000	0-0	.000	0	3	3/0.8	0	1-0	0	0	0	0/0.0	
Team												27			2				
Chicago Sky		4-20	800:00	106-275	.385	18-53	.340	59-68	.868	32	103	162/40.5	52	72-0	28	49	21	289/72.3	
Team														29			0		
OPPONENTS		4-20	800:00	113-262	.431	21-53	.396	63-81	.778	33	121	183/45.8	74	68-0	29	51	14	310/77.5	



CONNECTICUT SUN

1 Mohegan Sun Blvd.
Uncasville, CT 06382
(860) 862-4000
sun.wnba.com

MEDIA RELATIONS
Bill Tavares
(860) 862-4073
btavares@connecticutsun.com

FRONT OFFICE
Owners..... The Mohegan Tribe
CEO..... Mitchell Etesse
VP & General Manager..... Chris Sienko

BASKETBALL STAFF
Head Coach..... Curt Miller
Assistant Coaches..... Steve Smith, Nicki Collen
Strength & Conditioning Coach..... Tim Yuhas
Head Athletic Trainer..... Jeremy Norman
Equipment Manager..... Rob Huey

QUICK FACTS

Arena (Capacity)..... Mohegan Sun Arena (9,323)
Inaugural Season.....2003
.....Orlando Miracle 1999-2002
All-Time Record.....291-245 (.543)
All-Time Playoff Record.....21-20 (.512)
WNBA Finals Appearances.....2 (2004, 2005)
WNBA Championships.....0
2015 Playoffs.....None
2015 Record.....15-19 (6th East)
2015 vs. Liberty.....0-4
Last 10 Games vs. Liberty.....2-8
Current Streak vs. Liberty.....L6

LIBERTY HISTORY VS. CONNECTICUT

All-Time Record.....33-34
Home.....20-13
Away.....13-21
Overtime.....5-1
Postseason.....2-5

Liberty
Most Points.....90 (2x), last at Connecticut (8/14/15)
Fewest Points.....43 at Connecticut (9/3/04)
Largest Victory.....26 (90-64) at New York (7/1/03)
Individual Points..31 - Cappie Pondexter at New York (8/22/10)
.....31 - Tina Charles at Connecticut (8/14/15)

Sun
Most Points.....97 at Connecticut (6/15/12)
Fewest Points.....51 at Orlando (7/14/00)
Largest Victory.....42 (97-55) at Connecticut (6/15/12)
Individual Points..31 - Nykeshia Sykes at Connecticut (8/12/03)

RECENT MATCHUPS

2015 RESULTS VS. CONNECTICUT (4-0)
7/16/15..... at New York..... W, 64-57
8/14/15..... at Connecticut..... W, 90-78
8/29/15..... at Connecticut..... W, 80-66
9/9/15..... at New York..... W, 74-64

2016 SCHEDULE
6/16/16..... at Connecticut.....7:00 PM
7/17/16..... at New York.....3:00 PM
9/9/16..... at New York.....7:30 PM

ALL-TIME SERIES RESULTS

Date	Site	W/L	Score		Date	Site	W/L	Score	
7/20/99	NY	W	61-56		6/27/10	NY	W	77-68	
7/29/99	ORL	W	73-65	OT	7/20/10	CT	W	82-74	OT
8/1/99	NY	W	74-61		8/1/10	NY	W	71-67	
8/9/99	ORL	W	80-75		8/22/10	NY	W	88-87	OT
7/1/00	ORL	L	57-69		7/15/11	NY	L	59-68	
7/14/00	ORL	W	55-51		7/19/11	CT	L	79-85	
8/4/00	NY	W	70-57		8/18/11	NY	W	84-81	OT
6/25/01	ORL	L	54-67		9/11/11	CT	L	63-69	
6/30/01	NY	W	72-60		5/19/12	NY	L	73-78	
8/10/01	NY	W	77-67		5/20/12	CT	L	77-92	
6/18/02	NY	L	62-71		6/15/12	CT	L	55-97	
6/23/02	ORL	L	65-77		8/16/12	NY	W	79-66	
8/13/02	ORL	L	63-70		8/18/12	CT	L	74-85	
7/1/03	NY	W	90-64		5/25/13	CT	L	69-81	
7/6/03	CT	L	58-62		6/14/13	NY	W	78-68	
8/12/03	CT	W	74-73		8/3/13	CT	L	66-88	
8/16/03	NY	L	71-84		8/25/13	CT	W	74-66	
7/31/04	NY	W	56-52		5/16/14	CT	W	75-64	
9/3/04	CT	L	43-61		6/13/14	NY	L	75-83	
9/10/04	NY	L	66-77		6/15/14	CT	L	72-76	
9/17/04	CT	W	69-66		6/29/14	NY	W	67-65	
7/7/05	NY	W	89-79		8/8/14	NY	W	71-66	
7/28/05	CT	L	70-73		7/16/15	NY	W	64-57	
8/2/05	NY	L	65-72		8/14/15	CT	W	90-78	
8/20/05	CT	W	64-58		8/29/15	CT	W	80-66	
5/20/06	CT	L	74-91		9/9/15	NY	W	74-64	
6/7/06	NY	L	60-75						
7/24/06	NY	L	71-89		PLAYOFFS				
8/1/06	CT	L	52-66		Conference Finals: Eliminated 0-2				
6/20/07	CT	W	76-73		10/1/04	NY	L	51-61	
7/26/07	CT	L	75-79		10/3/04	CT	L	57-60	
7/29/07	NY	L	61-67		Conference Semifinals: Won 2-1				
8/17/07	NY	W	74-66		9/18/08	NY	W	72-63	
5/18/08	NY	L	63-77		9/20/08	CT	L	70-73	
5/30/08	CT	L	84-89		9/22/08	CT	W	66-62	
7/15/08	CT	W	77-71		Conference Semifinals: Eliminated 0-2				
6/7/09	NY	L	57-66		9/27/12	CT	L	60-65	
8/19/09	CT	L	69-74		9/29/12	NY	L	62-75	
8/21/09	NY	W	85-83	OT					
9/4/09	CT	L	85-88	OT					
6/4/10	CT	L	68-75						

2015 NEW YORK LIBERTY VS. CONNECTICUT SUN STATISTICS (4-0)

NO	PLAYER	GP-GS	MIN	FGM-FGA	FG%	3-POINT		FTM-FTA	FT%	---REBOUNDS---				PF-DQ	STL	TO	BLK	PTS/AVG
						FGM-FGA	FG%			OFF	DEF	TOT/AVG	AST					
31	Charles, T	4-4	130:24	35-58	.603	0-1	.000	14-20	.700	8	29	37/9.3	11	7-0	2	10	1	84/21.0
10	Prince, E	4-4	128:30	30-59	.508	5-12	.417	11-12	.917	6	12	18/4.5	16	3-0	16	4	0	76/19.0
41	Stokes, K	4-0	118:17	14-27	.519	0-0	.000	3-4	.750	7	23	30/7.5	3	7-0	2	5	13	31/7.8
32	Cash, S	4-4	89:02	11-19	.579	4-7	.571	4-7	.571	4	9	13/3.3	6	5-0	1	5	0	30/7.5
30	Wright, T	4-4	101:18	10-26	.385	2-5	.400	6-8	.750	0	4	4/1.0	20	6-0	3	9	0	28/7.0
15	Boyd, B	3-0	27:02	4-11	.364	0-1	.000	4-6	.667	0	4	4/1.3	4	0-0	4	3	0	12/4.0
17	Carson, E	4-0	57:44	6-24	.250	1-6	.167	2-2	1.000	0	4	4/1.0	2	4-0	0	1	0	15/3.8
8	Swords, C	4-4	63:31	5-10	.500	0-0	.000	2-2	1.000	4	17	21/5.3	1	8-0	1	2	0	12/3.0
14	Rodgers, S	4-0	36:20	4-13	.308	1-5	.200	3-4	.750	1	1	2/0.5	1	1-0	2	5	1	12/3.0
2	Wiggins, C	4-0	38:13	2-8	.250	2-5	.400	0-0	.000	1	5	6/1.5	2	6-0	1	1	1	6/1.5
7	Warley-Talbert, A	2-0	6:46	0-0	.000	0-0	.000	2-2	1.000	0	3	3/1.5	0	1-0	0	1	0	2/1.0
3	Wheeler, E	1-0	2:55	0-2	.000	0-2	.000	0-0	.000	0	0	0/0.0	0	2-0	0	1	0	0/0.0
Team												26			2			
New York Liberty		4-20	800:00	121-257	.471	15-44	.341	51-67	.761	31	111	168/42.0	66	50-0	32	49	16	308/77.0
Team												36			4			
OPPONENTS		4-20	800:00	100-251	.398	25-73	.342	40-53	.755	22	90	148/37.0	60	65-0	23	62	16	265/66.3

2015 CONNECTICUT SUN VS. NEW YORK LIBERTY STATISTICS (0-4)

NO	PLAYER	GP-GS	MIN	FGM-FGA	FG%	3-POINT		FTM-FTA	FT%	---REBOUNDS---				PF-DQ	STL	TO	BLK	PTS/AVG
						FGM-FGA	FG%			OFF	DEF	TOT/AVG	AST					
3	Bone, K	4-4	123:10	31-67	.463	0-2	.000	7-14	.500	8	24	32/8.0	7	14-0	4	13	1	69/17.3
20	Bentley, A	2-2	62:12	14-29	.483	3-8	.375	3-3	1.000	0	4	4/2.0	5	6-0	0	4	1	34/17.0
12	Gray, C	4-0	68:31	12-28	.429	4-12	.333	9-9	1.000	2	13	15/3.8	12	5-0	3	8	0	37/9.3
40	Stricklen, S	4-0	66:49	11-23	.478	5-12	.417	3-6	.500	0	5	5/1.3	2	1-0	3	4	1	30/7.5
25	Thomas, A	2-1	44:43	5-9	.556	0-0	.000	3-5	.600	3	4	7/3.5	1	3-0	1	4	1	13/6.5
21	Lacy, J	3-3	69:52	6-14	.429	5-10	.500	2-2	1.000	0	7	7/2.3	2	6-0	1	3	2	19/6.3
2	Little, C	4-4	107:40	6-27	.222	4-15	.267	4-4	1.000	4	8	12/3.0	6	9-0	3	7	1	20/5.0
6	Thomas, J	4-4	101:28	8-31	.258	2-8	.250	2-2	1.000	0	13	13/3.3	17	5-0	4	8	4	20/5.0
34	Faris, K	4-2	66:25	4-12	.333	2-6	.333	0-0	.000	1	3	4/1.0	3	4-0	0	1	0	10/2.5
54	Greene, N	3-0	24:20	1-1	1.000	0-0	.000	4-4	1.000	2	3	5/1.7	0	3-0	1	2	1	6/2.0
7	Pedersen, K	4-0	56:20	2-8	.250	0-0	.000	3-4	.750	1	5	6/1.5	5	6-0	3	3	2	7/1.8
1	Williams, E	1-0	8:30	0-2	.000	0-0	.000	0-0	.000	1	1	2/2.0	0	3-0	0	1	2	0/0.0
Team												36			4			
Connecticut Sun		4-20	800:00	100-251	.398	25-73	.342	40-53	.755	22	90	148/37.0	60	65-0	23	62	16	265/66.3
Team												26			2			
OPPONENTS		4-20	800:00	121-257	.471	15-44	.341	51-67	.761	31	111	168/42.0	66	50-0	32	49	16	308/77.0





DALLAS WINGS

500 E Border Street
Suite 250
Arlington, TX 76010
(817) 900-3440
wings.wnba.com

BASKETBALL STAFF

Head Coach Fred Williams
Assistant Coaches..... Bridget Pettis, Ed Baldwin
Strength & Conditioning Coach Claus Souza
Head Athletic Trainer Allison Russell

MEDIA RELATIONS

Bianca Gamez
(817) 437-2929
bgamez@dallaswingsbasketball.com

QUICK FACTS

Arena (Capacity)..... College Park Center (7,100)
Inaugural Season 2016
..... Detroit Shock (1998-2009)
..... Tulsa Shock (2010-2015)
All-Time Record 269-331 (.448)
All-Time Playoff Record 30-21 (.588)
WNBA Finals Appearances 4
WNBA Championships 3 (2003, 2006, 2008)
2015 Playoffs Conference Semis (Lost to Phoenix, 0-2)
2015 Record 18-16 (3rd West)
2015 vs. Liberty..... 2-0
Last 10 Games vs. Liberty..... 5-5
Current Streak vs. Liberty W2

LIBERTY HISTORY VS. DALLAS

All-Time Record..... 25-30
Home 18-8
Away 7-22
Overtime 2-5
Postseason 4-5
Liberty
Most Points 95 at New York (8/19/10)
Fewest Points 53 at Detroit (8/6/06)
Largest Victory 31 (88-57) at New York (7/17/11)
Individual Points ...28 - Essence Carson at Detroit (OT) (9/10/09)
..... 28 - Tina Charles at New York (7/1/14)

Wings

Most Points 94 at Detroit (OT) (9/10/09)
Fewest Points 52 at New York (5/26/04)
Largest Victory 20 (91-71) at Detroit (6/28/99)
Individual Points 34 - Deanna Nolan (2x), last at Detroit (OT) (9/10/09)

RECENT MATCHUPS

2015 RESULTS VS. TULSA (0-2)

6/26/15 at Tulsa L, 62-71
8/15/15 at New York L, 76-81

2016 SCHEDULE

5/15/16 at New York 5:00 PM
6/14/16 at New York 7:00 PM
9/11/16 at Dallas 3:30 PM

ALL-TIME SERIES RESULTS

Date	Site	W/L	Score
7/1/98	DET	L	65-82
7/16/98	NY	W	59-56
7/26/98	NY	W	78-62
8/19/98	DET	L	68-82
6/20/99	NY	W	69-62
6/28/99	DET	L	71-91
8/13/99	DET	W	60-56
8/15/99	NY	L	57-63
6/7/00	DET	W	73-69
6/21/00	NY	L	63-67
8/9/00	DET	L	63-66
7/2/01	NY	W	66-60
7/18/01	DET	W	80-67
8/1/01	NY	W	66-63
6/5/02	NY	W	60-59
6/9/02	DET	W	70-63
7/10/02	DET	L	63-66
6/20/03	DET	L	83-88
6/27/03	NY	L	69-75
8/1/03	NY	L	60-62
8/10/03	DET	L	87-90
5/26/04	NY	W	64-52
7/24/04	NY	W	78-69
7/30/04	DET	L	79-88
9/14/04	DET	L	71-82
5/22/05	NY	L	71-78
6/3/05	DET	L	66-68
6/12/05	NY	W	72-69
8/7/05	DET	L	67-72
6/1/06	DET	L	63-64
8/3/06	NY	W	75-67
8/6/06	DET	L	53-65
6/8/07	NY	L	57-67
7/6/07	DET	W	82-81
7/18/07	DET	L	82-87

Date	Site	W/L	Score
8/12/07	NY	W	85-84
5/25/08	DET	L	62-72
7/12/08	NY	W	74-64
8/29/08	DET	L	69-83
9/14/08	NY	L	59-61
7/2/09	NY	W	80-64
8/4/09	DET	L	64-76
9/10/09	DET	L	87-94
6/25/10	TUL	W	92-78
8/19/10	NY	W	95-85
6/23/11	TUL	W	94-82
7/17/11	NY	W	88-57
9/20/12	TUL	L	66-78
9/22/12	NY	W	91-74
5/31/13	NY	W	78-76
9/1/13	TUL	L	88-93
6/10/14	TUL	L	57-72
7/1/14	NY	W	90-74
6/26/15	TUL	L	62-71
8/15/15	NY	L	76-81
PLAYOFFS			
Conference Semifinals: Won 2-1			
9/24/04	DET	W	75-62
9/26/04	NY	L	66-76
9/28/04	NY	W	66-64
Conference Semifinals: Eliminated 1-2			
8/24/07	NY	W	73-51
8/26/07	DET	L	73-76
8/28/07	DET	L	70-71
Conference Finals: Eliminated 1-2			
9/26/08	NY	W	60-56
9/28/08	DET	L	55-64
9/29/08	DET	L	73-75

2015 NEW YORK LIBERTY VS. TULSA SHOCK STATISTICS (0-2)

NO	PLAYER	GP-GS	MIN	FGM-FGA	FG%	3-POINT		FTM-FTA	FT%	---REBOUNDS---			AST	PF-DQ	STL	TO	BLK	PTS/AVG			
						FGM-FGA	FG%			OFF	DEF	TOT/AVG									
15	Boyd, B	2-0	34:14	7-12	.583	2-5	.400	9-12	.750	2	3	5/2.5	5	7-0	2	3	0	25/12.5			
31	Charles, T	2-2	58:02	9-24	.375	0-0	.000	4-6	.667	1	15	16/8.0	2	2-0	1	5	1	22/11.0			
10	Prince, E	1-1	26:29	2-11	.182	1-5	.200	4-4	1.000	1	1	2/2.0	5	1-0	1	1	0	9/9.0			
14	Rodgers, S	2-1	46:52	5-14	.357	3-7	.429	4-5	.800	2	2	4/2.0	3	5-0	2	3	0	17/8.5			
41	Stokes, K	2-0	51:25	4-7	.571	0-0	.000	6-7	.857	3	6	9/4.5	0	6-0	2	1	5	14/7.0			
17	Carson, E	2-1	38:44	5-13	.385	1-3	.333	0-1	.000	0	2	2/1.0	2	3-0	0	2	1	11/5.5			
2	Wiggins, C	2-0	32:07	2-5	.400	2-3	.667	4-7	.571	0	1	1/0.5	3	4-0	0	1	0	10/5.0			
8	Swords, C	2-1	23:15	5-10	.500	0-0	.000	0-0	.000	2	3	5/2.5	1	5-0	0	3	2	10/5.0			
30	Wright, T	2-2	39:51	3-7	.429	0-0	.000	3-3	1.000	0	4	4/2.0	6	3-0	0	9	0	9/4.5			
32	Cash, S	2-2	30:44	2-4	.500	0-0	.000	5-6	.833	0	4	4/2.0	0	6-0	1	6	1	9/4.5			
7	Warley-Talbert, A	2-0	18:17	1-2	.500	0-0	.000	0-0	.000	1	3	4/2.0	0	6-0	0	4	0	2/1.0			
Team											21			1							
New York Liberty		2-10	400:00	45-109	.413	9-23	.391	39-51	.765	12	44	77/38.5	27	48-0	9	39	10	138/69.0			
Team													17			8					
OPPONENTS		2-10	400:00	47-117	.402	16-39	.410	42-51	.824	17	44	78/39.0	31	43-0	15	35	5	152/76.0			

2015 TULSA SHOCK VS. NEW YORK LIBERTY STATISTICS (2-0)

NO	PLAYER	GP-GS	MIN	FGM-FGA	FG%	3-POINT		FTM-FTA	FT%	---REBOUNDS---			AST	PF-DQ	STL	TO	BLK	PTS/AVG			
						FGM-FGA	FG%			OFF	DEF	TOT/AVG									
0	Sims, O	1-1	37:14	5-10	.500	2-3	.667	15-16	.938	1	2	3/3.0	7	2-0	0	3	0	27/27.0			
2	Williams, R	2-1	57:31	7-21	.333	5-11	.455	7-10	.700	3	6	9/4.5	7	8-0	3	4	1	26/13.0			
13	Christmas, K	2-2	61:12	7-16	.438	4-8	.500	1-2	.500	3	8	11/5.5	4	3-0	1	2	2	19/9.5			
4	Diggins, S	1-1	33:24	2-9	.222	0-2	.000	5-5	1.000	0	2	2/2.0	4	2-0	2	2	0	9/9.0			
22	Pierson, P	2-2	44:03	7-18	.389	1-6	.167	2-2	1.000	1	3	4/2.0	4	6-0	4	6	0	17/8.5			
24	Baugh, V	2-0	23:41	3-6	.500	0-0	.000	8-11	.727	2	6	8/4.0	1	6-0	0	3	0	14/7.0			
3	Paris, C	2-2	55:51	6-11	.545	0-0	.000	0-1	.000	3	12	15/7.5	1	8-0	0	2	1	12/6.0			
1	Kiesel, B	2-1	29:20	4-10	.400	1-3	.333	2-2	1.000	1	1	2/1.0	2	2-0	2	1	0	11/5.5			
32	Zahui B, A	2-0	27:15	3-9	.333	1-2	.500	2-2	1.000	1	3	4/2.0	1	4-0	0	2	1	9/4.5			
35	Hooper, J	2-0	21:20	2-4	.500	2-4	.500	0-0	.000	1	1	2/1.0	0	0-0	2	0	0	6/3.0			
33	Jackson-Jones, T	1-0	9:11	1-3	.333	0-0	.000	0-0	.000	1	0	1/1.0	0	2-0	1	2	0	2/2.0			
Team											17			8							
Tulsa Shock		2-10	400:00	47-117	.402	16-39	.410	42-51	.824	17	44	78/39.0	31	43-0	15	35	5	152/76.0			
Team													21			1					
OPPONENTS		2-10	400:00	45-109	.413	9-23	.391	39-51	.765	12	44	77/38.5	27	48-0	9	39	10	138/69.0			





INDIANA FEVER

125 S. Pennsylvania Street
Indianapolis, Ind. 46204
(317) 917-2500
fever.wnba.com

MEDIA RELATIONS

Kevin Messenger
(317) 917-2844
kmessenger@pacers.com

FRONT OFFICE

Owner, Chairman and CEO.....Herbert Simon
Vice Chairman Jim Morris
President and General Manager..... Kelly Krauskopf
VP Business Operations & Sales..... Julie Graue
Director Fever Basketball Operations.....Sheli Kuhl

BASKETBALL STAFF

Head CoachStephanie White
Assistant Coaches..... Steven Key, Gary Kloppenburg
Strength & Conditioning Coach David Williams
Head Athletic Trainer..... Todd Champlin
Player Development Coach..... Carlos Knox

QUICK FACTS

Arena (Capacity)..... Bankers Life Fieldhouse (9,210)
Inaugural Season2000
All-Time Record..... 284-254 (.528)
All-Time Playoff Record 32-30 (.516)
WNBA Finals Appearances3
WNBA Championships 1
2015 Playoffs WNBA Finals (Lost to Minnesota, 2-3)
2015 Record 20-14 (3rd East)
2015 vs. Liberty..... 4-1
Last 10 Games vs. Liberty..... 8-2
Current Streak vs. Liberty W4

LIBERTY HISTORY VS. INDIANA

All-Time Record..... 22-39
Home 15-16
Away 7-23
Overtime 3-3
Postseason 6-8

Liberty

Most Points 102 at New York (30T) (6/26/08)
Fewest Points 44 at New York (8/8/06)
Largest Victory 19 (74-55) at New York (6/25/02)
Individual Points
..... 40 - Cappie Pondexter at New York (30T) (6/26/08)

Fever

Most Points 96 at New York (30T) (6/26/08)
Fewest Points 53 at New York (7/31/05)
Largest Victory 33 (77-44) at New York (8/8/06)
Individual Points .. 32 - Tamika Catchings at Indiana (6/08/02)

RECENT MATCHUPS

2015 RESULTS VS. INDIANA (1-4)

6/9/15..... at New York W, 86-79
6/19/15..... at New York L, 63-80
7/29/15..... at Indiana L, 72-84
8/23/15..... at Indiana L, 79-80
9/13/15..... at Indiana L, 76-81

2016 SCHEDULE

6/3/16..... at New York 7:30 PM
6/19/16..... at Indiana 2:00 PM
7/21/16..... at New York 11:00 AM
9/1/16..... at Indiana 7:00 PM

ALL-TIME SERIES RESULTS

Date	Site	W/L	Score	Date	Site	W/L	Score
6/10/00	IND	W	70-62	8/13/11	IND	L	71-82
6/23/00	IND	W	69-60	9/9/11	NY	W	83-75
6/30/00	NY	W	72-70	6/2/12	IND	L	68-91
6/2/01	NY	W	75-58	6/3/12	NY	W	87-72
7/8/01	IND	W	58-56	7/10/12	IND	L	82-84
7/9/01	NY	W	72-65	8/30/12	NY	L	63-76
6/8/02	IND	L	62-71	6/5/13	NY	W	75-68
6/25/02	NY	W	74-55	7/13/13	NY	L	53-74
7/19/02	IND	W	70-62	7/23/13	IND	W	77-72
5/7/03	IND	L	66-86	8/30/13	NY	L	67-73
7/10/03	IND	L	69-76	9/13/13	IND	L	63-66
7/20/03	NY	W	73-65	8/31/14	IND	L	66-70
8/22/03	IND	L	61-64	8/10/14	NY	L	76-90
5/21/04	IND	L	67-69	8/14/14	IND	L	63-76
6/11/04	NY	L	68-72	8/17/14	NY	W	73-61
6/19/04	IND	L	65-70	6/9/15	NY	W	86-79
9/16/04	NY	W	77-71	6/19/15	NY	L	63-80
5/26/05	NY	L	59-67	7/29/15	IND	L	72-84
6/10/05	IND	L	59-62	8/23/15	IND	L	79-80
7/31/05	NY	W	67-53	9/13/15	IND	L	76-81
8/27/05	IND	L	50-75				
5/30/06	IND	L	70-91				
6/13/06	NY	L	78-80				
8/8/06	NY	L	44-77				
6/5/07	NY	W	78-67				
6/10/07	IND	L	61-80				
6/24/07	NY	L	63-74				
7/12/07	IND	L	63-79				
6/18/08	IND	L	69-83				
6/26/08	NY	W	102-96				
7/19/08	NY	L	55-71				
9/11/08	IND	L	59-74				
6/26/09	NY	L	81-82				
6/27/09	IND	L	54-63				
9/8/09	NY	L	63-69				
6/5/10	IND	L	73-78				
7/18/10	NY	L	81-84				
8/3/10	IND	W	82-72				
8/17/10	NY	W	78-57				
6/10/11	IND	W	81-80				
6/11/11	NY	L	80-86				

2015 NEW YORK LIBERTY VS. INDIANA FEVER STATISTICS (1-4)

NO	PLAYER	GP-GS	MIN	FGM-FGA	FG%	3-POINT		FTM-FTA	FT%	---REBOUNDS---			AST	PF-DQ	STL	TO	BLK	PTS/AVG	
						FGM-FGA	FG%			OFF	DEF	TOT/AVG							
31	Charles, T	5-5	144:27	31-63	.492	0-1	.000	12-18	.667	7	22	29/5.8	16	11-0	4	11	6	74/14.8	
10	Prince, E	3-3	83:14	13-35	.371	2-12	.167	8-9	.889	0	6	6/2.0	10	4-0	7	7	1	36/12.0	
30	Wright, T	5-5	119:40	21-45	.467	4-7	.571	6-7	.857	6	9	15/3.0	15	15-0	3	8	2	52/10.4	
15	Boyd, B	4-2	78:48	11-27	.407	1-4	.250	10-15	.667	5	7	12/3.0	13	7-0	3	9	0	33/8.3	
14	Rodgers, S	5-0	100:01	13-37	.351	5-20	.250	7-8	.875	3	7	10/2.0	9	12-0	4	6	2	38/7.6	
17	Carson, E	5-2	95:14	11-29	.379	3-7	.429	10-10	1.000	3	7	10/2.0	4	3-0	4	7	1	35/7.0	
41	Stokes, K	5-2	120:25	14-20	.700	0-1	.000	3-5	.600	8	17	25/5.0	2	16-1	1	6	7	31/6.2	
32	Cash, S	5-3	92:18	9-24	.375	1-6	.167	12-15	.800	4	10	14/2.8	5	8-0	1	4	0	31/6.2	
8	Swords, C	5-3	54:24	8-16	.500	0-0	.000	9-10	.900	4	10	14/2.8	5	18-0	1	4	2	25/5.0	
3	Wheeler, E	1-0	4:42	2-4	.500	0-1	.000	0-0	.000	0	2	2/2.0	0	0-0	1	2	0	4/4.0	
7	Warley-Talbert, A	5-0	47:17	4-9	.444	0-0	.000	4-6	.667	5	12	17/3.4	2	8-0	1	5	0	12/2.4	
2	Wiggins, C	5-0	59:30	2-10	.200	1-5	.200	0-0	.000	1	7	8/1.6	4	6-0	6	5	0	5/1.0	
Team											36								
New York Liberty Team		5-25	1000:00	139-319	.436	17-64	.266	81-103	.786	46	116	198/39.6	85	108-1	36	77	21	376/75.2	
OPPONENTS		5-25	1000:00	132-310	.426	38-90	.422	102-120	.850	39	120	200/40.0	79	94-1	37	74	15	404/80.8	

2015 INDIANA FEVER VS. NEW YORK LIBERTY STATISTICS (4-1)

NO	PLAYER	GP-GS	MIN	FGM-FGA	FG%	3-POINT		FTM-FTA	FT%	---REBOUNDS---			AST	PF-DQ	STL	TO	BLK	PTS/AVG	
						FGM-FGA	FG%			OFF	DEF	TOT/AVG							
1	Zellous, S	3-0	69:34	13-27	.481	3-7	.429	12-17	.706	1	7	8/2.7	5	6-0	3	6	1	41/13.7	
42	Johnson, S	5-4	123:22	18-38	.474	6-13	.462	12-14	.857	5	18	23/4.6	13	5-0	2	8	1	54/10.8	
8	Lucas, M	5-0	88:42	14-31	.452	10-22	.455	12-13	.923	1	5	6/1.2	6	5-0	4	3	1	50/10.0	
12	Kizer, L	4-1	78:28	13-26	.500	0-0	.000	13-13	1.000	8	9	17/4.3	0	15-1	1	9	0	39/9.8	
11	Achonwa, N	5-4	92:54	17-28	.607	0-0	.000	14-16	.875	5	11	16/3.2	2	13-0	5	7	4	48/9.6	
24	Catchings, T	5-5	126:54	11-49	.224	2-13	.154	20-24	.833	5	27	32/6.4	7	13-0	6	6	6	44/8.8	
20	January, B	5-5	125:23	15-33	.455	7-10	.700	6-7	.857	3	11	14/2.8	21	10-0	3	8	0	43/8.6	
5	Clarendon, L	4-1	86:46	10-24	.417	4-6	.667	6-6	1.000	2	9	11/2.8	8	5-0	3	6	0	30/7.5	
25	Coleman, M	5-5	108:20	12-37	.324	6-18	.333	5-6	.833	3	11	14/2.8	13	6-0	5	8	1	35/7.0	
2	Larkins, E	2-0	50:58	5-6	.833	0-0	.000	2-4	.500	5	7	12/6.0	4	6-0	5	2	0	12/6.0	
33	Howard, N	4-0	32:12	3-9	.333	0-0	.000	0-0	.000	1	4	5/1.3	0	8-0	0	4	1	6/1.5	
32	Pohlen, J	3-0	14:51	1-2	.500	0-1	.000	0-0	.000	0	1	1/0.3	0	2-0	0	0	0	2/0.7	
14	Butler, B	1-0	1:37	0-0	.000	0-0	.000	0-0	.000	0	0	0/0.0	0	0-0	0	0	0	0/0.0	
Team											41								
Indiana Fever Team		5-25	1000:00	132-310	.426	38-90	.422	102-120	.850	39	120	200/40.0	79	94-1	37	74	15	404/80.8	
OPPONENTS		5-25	1000:00	139-319	.436	17-64	.266	81-103	.786	46	116	198/39.6	85	108-1	36	77	21	376/75.2	





LOS ANGELES SPARKS

5120 Goldleaf Circle, Suite 130
 Los Angeles, CA 90056
 (213) 929-1300
 sparks.wnba.com

MEDIA RELATIONS

Stacey Mitch
 (323) 431-3113
 smitch@la-sparks.com

FRONT OFFICE

Owners..... Investment group led by Earvin "Magic" Johnson and Mark R. Walter
 President & COO Christine N. Simmons
 Executive Vice President / General Manager..... Penny Toler

BASKETBALL STAFF

Head Coach Brian Agler
 Assistant Coaches..... Amber Stocks
 Director of Basketball Operations..... Michael Fischer
 Head Athletic Trainer..... Kelly Dormandy
 Video Coordinator Courtney Watson

QUICK FACTS

Arena (Capacity)..... Staples Center (13,141)
 Inaugural Season 1997
 All-Time Record..... 372-256 (.592)
 All-Time Playoff Record 34-32 (.515)
 WNBA Finals Appearances 3
 WNBA Championships 2 (2001, 2002)
 2015 Playoffs ... Conference Semis (Lost to Minnesota, 1-2)
 2015 Record 14-20 (4th West)
 2015 vs. Liberty..... 0-2
 Last 10 Games vs. Liberty..... 5-5
 Current Streak vs. Liberty L3

LIBERTY HISTORY VS. LOS ANGELES

All-Time Record..... 21-18
 Home 12-8
 Away..... 9-10
 Overtime 1-2
 Postseason 0-2

Liberty

Most Points 92 at Los Angeles (7/21/98)
 Fewest Points..... 49 at New York (6/22/04)
 Largest Victory 18 (80-62) at New York (8/8/98)
 Individual Points ... 34 - Cappie Pondexter at Los Angeles (7/4/13)

Sparks

Most Points 97 at Los Angeles (7/4/13)
 Fewest Points..... 53 at Los Angeles (7/22/15)
 Largest Victory 25 (87-62) at Los Angeles (8/25/12)
 Individual Points ... 34 - Kristi Toliver at New York (6/28/15)

RECENT MATCHUPS

2015 RESULTS VS. LOS ANGELES (2-0)

6/28/15..... at New York W, 79-70
 7/22/15..... at Los Angeles W, 59-53

2016 SCHEDULE

5/21/16..... at New York 6:00 PM
 6/7/16..... at Los Angeles 7:00 PM
 7/3/16..... at Los Angeles 2:00 PM

ALL-TIME SERIES RESULTS

Date	Site	W/L	Score	Date	Site	W/L	Score
6/21/97	LA	W	67-57	7/31/07	NY	L	63-73
7/19/97	NY	W	69-57	7/1/08	LA	W	89-78
8/5/97	NY	L	50-67	7/25/08	NY	W	69-68
8/20/97	LA	L	76-78	7/9/09	NY	L	60-69
6/19/98	LA	L	75-78	8/11/09	LA	W	65-61
7/21/98	LA	W	92-77	6/29/10	LA	W	80-68
8/8/98	NY	W	80-62	7/30/10	NY	W	88-79
6/18/99	NY	W	85-72	6/21/11	LA	L	91-96
7/24/99	LA	L	72-75 OT	6/26/11	NY	W	77-67
6/25/00	NY	L	67-72	8/25/12	LA	L	62-87
7/20/00	LA	L	66-82	9/9/12	NY	W	73-71
6/24/01	NY	W	82-69	7/4/13	LA	L	89-97
5/25/02	LA	L	64-72	8/10/13	NY	L	67-85
7/18/02	NY	W	72-59	7/11/14	NY	L	54-68
6/14/03	NY	L	60-67	7/23/14	LA	W	66-64
6/22/04	NY	L	49-65	6/28/15	NY	W	79-70
6/29/04	LA	L	65-69 OT	7/22/15	LA	W	59-53
7/5/05	LA	W	67-55	PLAYOFFS			
8/10/05	NY	W	74-69	WNBA Finals: Eliminated 0-2			
6/3/06	NY	W	80-79 OT	8/29/02	NY	L	63-71
7/18/06	LA	L	62-70	8/31/02	LA	L	66-69
6/29/07	LA	W	80-68				

2015 NEW YORK LIBERTY VS. LOS ANGELES SPARKS STATISTICS (2-0)

NO	PLAYER	GP-GS	MIN	FGM-FGA	FG%	3-POINT		FTM-FTA	FT%	---REBOUNDS---				PF-DQ	STL	TO	BLK	PTS/AVG
						FGM-FGA	FG%			OFF	DEF	TOT/AVG	AST					
31	Charles, T	2-2	62:51	11-28	.393	0-0	.000	8-11	.727	5	18	23/11.5	6	6-0	0	3	0	30/15.0
14	Rodgers, S	2-1	46:02	9-20	.450	3-7	.429	7-7	1.000	0	7	7/3.5	5	5-0	0	1	0	28/14.0
10	Prince, E	1-1	26:19	3-13	.231	0-1	.000	7-7	1.000	2	5	7/7.0	0	1-0	2	4	0	13/13.0
17	Carson, E	2-1	60:45	7-17	.412	1-5	.200	6-10	.600	2	7	9/4.5	5	1-0	1	3	1	21/10.5
41	Stokes, K	2-0	58:26	7-11	.636	0-0	.000	4-6	.667	3	9	12/6.0	0	3-0	3	1	6	18/9.0
30	Wright, T	2-2	40:37	4-9	.444	1-2	.500	5-6	.833	1	6	7/3.5	7	1-0	0	4	0	14/7.0
7	Warley-Talbert, A	1-0	10:44	1-2	.500	0-0	.000	2-2	1.000	4	0	4/4.0	1	1-0	1	1	0	4/4.0
15	Boyd, B	2-0	26:23	2-8	.25	0-3	.000	0-2	.000	1	4	5/2.5	4	3-0	1	2	0	4/2.0
32	Cash, S	2-2	28:25	1-6	.167	0-1	.000	1-2	.500	3	1	4/2.0	2	3-0	1	1	0	3/1.5
8	Swords, C	2-1	18:09	1-7	.143	0-0	.000	1-2	.500	2	1	3/1.5	0	5-0	2	0	1	3/1.5
2	Wiggins, C	2-0	21:18	0-5	.000	0-3	.000	0-2	.000	1	4	5/2.5	1	5-0	0	2	0	0/0.0
Team											15				0			
New York Liberty		2-10	400:00	46-126	.365	5-22	.227	41-57	.719	24	62	101/50.5	31	34-0	11	22	8	138/69.0
Team											12				2			
OPPONENTS		2-10	400:00	42-123	.341	8-26	.308	31-33	.939	10	56	78/39.0	29	45-1	11	24	9	123/61.5

2015 LOS ANGELES SPARKS VS. NEW YORK LIBERTY STATISTICS (0-2)

NO	PLAYER	GP-GS	MIN	FGM-FGA	FG%	3-POINT		FTM-FTA	FT%	---REBOUNDS---				PF-DQ	STL	TO	BLK	PTS/AVG
						FGM-FGA	FG%			OFF	DEF	TOT/AVG	AST					
20	Toliver, K	2-2	68:45	14-33	.424	4-10	.400	14-14	1.000	0	7	7/3.5	5	9-0	1	5	1	46/23.0
42	Lavender, J	2-2	66:09	13-26	.500	0-0	.000	0-0	.000	3	10	13/6.5	3	2-0	1	3	3	26/13.0
30	Ogwumike, N	2-2	75:14	4-21	.190	0-1	.000	11-12	.917	3	21	24/12.0	6	4-0	2	2	0	19/9.5
12	Lister, J	1-0	12:52	3-5	.600	3-4	.750	0-0	.000	1	1	2/2.0	1	1-0	1	0	0	9/9.0
14	Tolo, M	2-1	43:45	4-11	.364	0-1	.000	2-2	1.000	1	2	3/1.5	1	9-1	0	3	2	10/5.0
31	Phillips, E	1-1	27:06	1-4	.250	0-1	.000	1-1	1.000	0	2	2/2.0	4	3-0	2	1	1	3/3.0
2	Johnson, T	2-1	52:21	2-10	.200	1-1	1.000	0-0	.000	0	7	7/3.5	8	7-0	1	4	0	5/2.5
23	Dabovic, A	1-0	13:40	0-1	.000	0-0	.000	2-2	1.000	0	2	2/2.0	1	3-0	2	3	0	2/2.0
15	Bradford, C	1-0	8:26	1-6	.167	0-3	.000	0-0	.000	0	0	0/0.0	0	3-0	0	0	0	2/2.0
5	Hamson, J	2-0	9:26	0-0	.000	0-0	.000	1-2	.500	2	1	3/1.5	0	2-0	1	0	2	1/0.5
21	Lacy, J	1-1	22:18	0-6	.000	0-5	.000	0-0	.000	0	3	3/3.0	0	2-0	0	1	0	0/0.0
Team											12				2			
Los Angeles Sparks		2-10	400:00	42-123	.341	8-26	.308	31-33	.939	10	56	78/39.0	29	45-1	11	24	9	123/61.5
Team											15				0			
OPPONENTS		2-10	400:00	46-126	.365	5-22	.227	41-57	.719	24	62	101/50.5	31	34-0	11	22	8	138/69.0





MINNESOTA LYNX

600 First Avenue North
 Minneapolis, MN 55403
 (612) 673-1600
 LynxBasketball.com

MEDIA RELATIONS

Ashley Carlson
 (612) 673-1208
 acarlson@lynxbasketball.com

FRONT OFFICE

Owner Glen Taylor
 CEO..... Rob Moor
 President..... Chris Wright
 Executive Vice President Roger Griffith

BASKETBALL STAFF

Head Coach Cheryl Reeve
 Assistant Coaches..... Shelley Patterson, Jim Peterson
 Head Athletic Trainer Chuck Barta
 Assistant Athletic Trainer Kate Taber

QUICK FACTS

Arena (Capacity)..... Target Center (9,181)
 Inaugural Season 1999
 All-Time Record..... 292-278 (.512)
 All-Time Playoff Record 30-14 (.682)
 WNBA Finals Appearances 4
 WNBA Championships 3 (2011, 2013, 2015)
 2015 Playoffs 7-3
 2015 Record 22-12 (1st West)
 2015 vs. Liberty..... 0-2
 Last 10 Games vs. Liberty..... 4-6
 Current Streak vs. Liberty L3

LIBERTY HISTORY VS. MINNESOTA

All-Time Record..... 17-14
 Home 7-8
 Away 10-6
 Overtime 0-0
 Postseason 0-0

Liberty

Most Points 93 at Minnesota (6/24/06)
 Fewest Points 47 at New York (8/27/13)
 Largest Victory 16 (78-62) at Minnesota (9/2/11)
 Individual Points ... 33 - Becky Hammon at Minnesota (6/6/03)

Lynx

Most Points 102 at Minnesota (6/21/12)
 Fewest Points 47 at Minnesota (7/24/05)
 Largest Victory 31 (88-57) at Minnesota (8/18/13)
 Individual Points ... 32 - Seimone Augustus at New York (7/30/06)

RECENT MATCHUPS

2015 RESULTS VS. MINNESOTA (2-0)

8/28/15..... at New York W, 81-68
 9/6/15..... at Minnesota W, 75-71

2016 SCHEDULE

5/31/16..... at New York 8:00 PM
 6/29/16..... at Minnesota 7:00 PM
 7/15/16..... at Minnesota 7:00 PM

ALL-TIME SERIES RESULTS

Date	Site	W/L	Score	Date	Site	W/L	Score
7/11/99	NY	L	56-58	9/4/11	NY	L	68-86
7/17/99	MIN	L	58-60	5/22/12	NY	L	62-80
7/7/00	MIN	W	76-70	6/21/12	MIN	L	72-102
7/6/01	MIN	W	70-57	8/18/13	MIN	L	57-88
7/13/01	NY	W	67-64	8/27/13	NY	L	47-73
8/6/02	NY	L	49-52	5/24/14	MIN	L	82-87
6/6/03	MIN	W	70-60	7/6/14	NY	W	87-80
5/30/04	MIN	W	68-64	8/28/15	NY	W	81-68
7/15/04	NY	L	66-69	9/6/15	MIN	W	75-71
7/15/05	NY	L	60-64				
7/24/05	MIN	W	59-47				
6/24/06	MIN	W	93-83				
7/30/06	NY	W	78-69				
6/1/07	MIN	W	70-60				
8/2/07	NY	W	71-66				
6/14/08	NY	W	77-76				
6/24/08	MIN	L	69-91				
6/23/09	MIN	L	57-69				
8/23/09	NY	W	80-67				
6/22/10	NY	L	68-75				
8/8/10	MIN	W	74-72				
9/2/11	MIN	W	78-62				

2015 NEW YORK LIBERTY VS. MINNESOTA LYNX STATISTICS (2-0)

NO	PLAYER	GP-GS	MIN	FGM-FGA	FG%	3-POINT		FTM-FTA	FT%	---REBOUNDS---				PF-DQ	STL	TO	BLK	PTS/AVG	
						FGM-FGA	FG%			OFF	DEF	TOT/AVG	AST						
10	Prince, E	2-2	66:04	18-30	.600	2-6	.333	2-2	1.000	3	4	7/3.5	8	5-0	1	2	1	40/20.0	
31	Charles, T	2-2	73:14	17-39	.436	1-2	.500	1-3	.333	8	17	25/12.5	3	2-0	4	4	3	36/18.0	
30	Wright, T	2-2	49:42	10-16	.625	2-4	.500	1-1	1.000	0	6	6/3.0	13	5-0	3	5	0	23/11.5	
14	Rodgers, S	2-0	26:02	5-12	.417	3-7	.429	4-4	1.000	0	0	0/0.0	1	3-0	1	2	1	17/8.5	
32	Cash, S	2-2	41:07	5-9	.556	0-2	.000	0-0	.000	1	0	1/0.5	8	5-0	1	4	0	10/5.0	
41	Stokes, K	2-0	56:26	3-6	.500	0-0	.000	3-3	1.000	4	11	15/7.5	1	4-0	3	0	1	9/4.5	
8	Swords, C	2-2	25:19	3-4	.750	0-0	.000	2-3	.667	1	6	7/3.5	1	6-0	0	2	1	8/4.0	
2	Wiggins, C	2-0	22:50	3-7	.429	2-3	.667	0-0	.000	1	3	4/2.0	3	5-0	0	3	0	8/4.0	
15	Boyd, B	1-0	8:22	0-3	.000	0-1	.000	2-2	1.000	0	2	2/2.0	2	1-0	0	2	0	2/2.0	
17	Carson, E	2-0	25:54	1-10	.1000	1-6	.167	0-0	.000	0	3	3/1.5	0	3-0	0	1	1	3/1.5	
7	Warley-Talbert, A	2-0	5:02	0-1	.000	0-0	.000	0-0	.000	1	1	2/1.0	0	1-0	0	1	0	0/0.0	
Team											13								
New York Liberty		2-10	400:00	65-137	.474	11-31	.355	15-18	.833	19	53	85/42.5	40	40-0	13	27	8	156/78.0	
Team										12				3					
OPPONENTS		2-10	400:00	52-125	.416	7-23	.304	28-36	.778	16	43	71/35.5	34	27-0	10	24	9	139/69.5	

2015 MINNESOTA LYNX VS. NEW YORK LIBERTY STATISTICS (0-2)

NO	PLAYER	GP-GS	MIN	FGM-FGA	FG%	3-POINT		FTM-FTA	FT%	---REBOUNDS---				PF-DQ	STL	TO	BLK	PTS/AVG	
						FGM-FGA	FG%			OFF	DEF	TOT/AVG	AST						
23	Moore, M	2-2	74:13	17-39	.436	4-10	.400	10-12	.833	4	10	14/7.0	5	5-0	3	8	1	48/24.0	
34	Fowles, S	2-2	66:14	14-26	.538	0-0	.000	9-12	.750	5	14	19/9.5	0	5-0	1	4	5	37/18.5	
21	Montgomery, R	2-1	44:57	6-12	.500	2-5	.400	2-4	.500	1	1	2/1.0	9	2-0	2	2	0	16/8.0	
13	Whalen, L	1-1	31:50	3-6	.500	0-0	.000	2-2	1.000	0	3	3/3.0	4	1-0	0	1	0	8/8.0	
15	Jones, A	1-0	21:14	2-11	.182	0-1	.000	3-4	.750	1	1	2/2.0	2	3-0	1	1	1	7/7.0	
51	Cruz, A	2-2	61:33	4-15	.267	0-4	.000	2-2	1.000	0	1	1/0.5	8	3-0	1	3	0	10/5.0	
32	Brunson, R	2-2	47:03	3-6	.500	0-0	.000	0-0	.000	4	8	12/6.0	3	4-0	1	1	0	6/3.0	
14	Peters, D	2-0	36:04	2-6	.333	0-1	.000	0-0	.000	1	4	5/2.5	0	4-0	0	1	2	4/2.0	
20	Liston, T	2-0	16:52	1-4	.250	1-2	.500	0-0	.000	0	1	1/0.5	3	0-0	1	0	0	3/1.5	
Team											12				3				
Minnesota Lynx		2-10	400:00	52-125	.416	7-23	.304	28-36	.778	16	43	71/35.5	34	27-0	10	24	9	139/69.5	
Team										13				1					
OPPONENTS		2-10	400:00	65-137	.474	11-31	.355	15-18	.833	19	53	85/42.5	40	40-0	13	27	8	156/78.0	





PHOENIX MERCURY

201 East Jefferson Street
 Phoenix, AZ 85004
 (602) 379-2000
 mercury.wnba.com

MEDIA RELATIONS

John H. Steinmiller
 (602) 379-7560
 jsteinmiller@phoenixmercury.com

FRONT OFFICE

Managing Partner Robert Sarver
 President Jason Rowley
 Executive Vice President / General Manager Jim Pitman
 Vice President Ann Meyers Drysdale

BASKETBALL STAFF

Head Coach / Vice President of Player Personnel Sandy Brondello
 Assistant Coaches Julie Hairgrove, Todd Troxel
 Strength & Conditioning Coach Kristine Foltz
 Head Athletic Trainer Tamara Poole

QUICK FACTS

Arena (Capacity) US Airways Center (9,629)
 Inaugural Season 1997
 All-Time Record 324-304 (.516)
 All-Time Playoff Record 32-23 (.582)
 WNBA Finals Appearances 4
 WNBA Championships 3 (2007, 2009, 2014)
 2015 Playoffs Conference Finals (Lost to Minnesota, 0-2)
 2015 Record 20-14 (2nd West)
 2015 vs. Liberty 0-2
 Last 10 Games vs. Liberty 5-5
 Current Streak vs. Liberty L2

LIBERTY HISTORY VS. PHOENIX

All-Time Record 22-17
 Home 15-5
 Away 7-12
 Overtime 1-1
 Postseason 1-0

Liberty

Most Points 107 at New York (8/14/10)
 Fewest Points 48 at Phoenix (5/31/00)
 Largest Victory 39 (107-69) at New York (8/14/10)
 Individual Points ... 31 - Cappie Pondexter at Phoenix (8/23/12)

Mercury

Most Points 97 (2x), last at Phoenix (7/3/10)
 Fewest Points 51 at Phoenix (5/31/00)
 Largest Victory 19 (69-50) at Phoenix (7/7/97)
 Individual Points ... 36 - Diana Taurasi at Phoenix (OT) (7/9/06)

RECENT MATCHUPS

2015 RESULTS VS. PHOENIX (2-0)

6/11/15 at New York W, 68-57
 7/18/15 at Phoenix W, 75-73

2016 SCHEDULE

6/26/16 at New York 3:00 PM
 7/1/16 at Phoenix 7:00 PM
 9/3/16 at New York 6:00 PM

ALL-TIME SERIES RESULTS

Date	Site	W/L	Score	Date	Site	W/L	Score
6/29/97	NY	W	65-57	8/9/07	PHO	L	86-97
7/7/97	PHO	L	50-69	6/22/08	NY	W	105-72
8/2/97	NY	W	78-70	7/5/08	PHO	W	93-83
8/12/97	PHO	L	67-77	6/10/09	PHO	L	84-91
6/29/98	NY	W	71-68	7/26/09	NY	L	88-94
7/18/98	PHO	W	69-63	7/3/10	PHO	L	82-97
8/11/98	NY	W	79-78	8/14/10	NY	W	107-69
7/1/99	NY	W	83-67	7/30/11	NY	L	84-91
8/6/99	PHO	L	55-68	8/23/11	PHO	W	74-70
5/31/00	PHO	L	48-51	8/23/12	PHO	W	89-77
6/28/00	NY	W	82-69	9/5/12	NY	W	87-59
6/21/01	PHO	W	95-70	7/2/13	PHO	L	87-94
7/8/02	NY	W	77-71	9/10/13	NY	L	76-80
6/25/03	NY	W	70-64	7/26/14	PHO	L	63-78
7/29/03	PHO	L	59-66	8/12/14	NY	L	64-76
6/24/04	PHO	L	60-72	6/11/15	NY	W	68-57
7/11/04	NY	W	77-69	7/18/15	PHO	W	75-73
6/18/05	NY	W	65-54	PLAYOFFS			
7/21/05	PHO	W	80-70	WNBA Semifinal: Won 1-0			
7/9/06	NY	L	88-94	8/28/97	at Phoenix	W	59-41
7/16/06	PHO	L	70-80				
6/3/07	NY	W	83-82				

2015 NEW YORK LIBERTY VS. PHOENIX MERCURY STATISTICS (2-0)

NO	PLAYER	GP-GS	MIN	FGM-FGA	FG%	3-POINT		FTM-FTA	FT%	---REBOUNDS---				PF-DQ	STL	TO	BLK	PTS/AVG									
						FGM-FGA	FG%			OFF	DEF	TOT/AVG	AST														
31	Charles, T	2-2	64:18	16-39	.410	0-0	.000	5-7	.714	12	13	25/12.5	4	0-0	2	5	2	37/18.5									
10	Prince, E	1-1	25:24	5-14	.357	2-4	.500	5-5	1.000	1	2	3/3.0	4	0-0	1	2	0	17/17.0									
15	Boyd, B	2-1	36:24	6-16	.375	0-0	.000	8-11	.727	0	7	7/3.5	4	5-0	3	2	0	20/10.0									
17	Carson, E	2-1	41:14	8-15	.533	2-4	.500	0-0	.000	2	4	6/3.0	3	3-0	0	3	0	18/9.0									
14	Rodgers, S	2-0	37:48	4-18	.222	2-9	.222	4-5	.800	2	7	9/4.5	0	3-0	4	1	1	14/7.0									
41	Stokes, K	2-1	56:06	5-12	.417	0-1	.000	0-0	.000	4	11	15/7.5	5	2-0	1	0	4	10/5.0									
30	Wright, T	2-2	49:05	3-9	.333	0-0	.000	3-3	1.000	1	1	2/1.0	3	5-0	2	4	0	9/4.5									
32	Cash, S	2-1	29:28	3-6	.500	1-2	.500	2-4	.500	1	4	5/2.5	2	2-0	0	1	1	9/4.5									
8	Swords, C	2-1	22:17	3-6	.500	0-0	.000	1-1	1.000	5	4	9/4.5	0	7-0	0	3	2	7/3.5									
7	Warley-Talbert, A	2-0	16:37	0-6	.000	0-0	.000	2-2	1.000	5	6	11/5.5	0	2-0	0	3	0	2/1.0									
2	Wiggins, C	2-0	21:19	0-6	.000	0-3	.000	0-0	.000	0	4	4/2.0	1	0-0	1	2	0	0/0.0									
Team											21																
New York Liberty											2-10	400:00	53-147	.361	7-23	.304	30-38	.789	33	63	117/58.5	26	29-0	14	28	10	143/71.5
Team											18																
OPPONENTS											2-10	400:00	47-130	.362	10-38	.263	26-32	.813	9	47	74/37.0	37	37-0	16	23	14	130/65.0

2015 PHOENIX MERCURY VS. NEW YORK LIBERTY STATISTICS (0-2)

NO	PLAYER	GP-GS	MIN	FGM-FGA	FG%	3-POINT		FTM-FTA	FT%	---REBOUNDS---				PF-DQ	STL	TO	BLK	PTS/AVG									
						FGM-FGA	FG%			OFF	DEF	TOT/AVG	AST														
24	Bonner, D	2-2	68:19	9-31	.290	1-14	.071	13-15	.867	0	8	8/4.0	7	2-0	1	2	0	32/16.0									
42	Griner, B	1-1	33:31	6-11	.545	0-0	.000	3-5	.600	1	7	8/8.0	4	4-0	0	0	7	15/15.0									
4	Dupree, C	2-2	68:16	10-29	.345	0-0	.000	0-0	.000	2	8	10/5.0	3	6-0	2	1	1	20/10.0									
10	Xargay Casademont, M	1-0	15:33	3-4	.750	1-1	1.000	2-2	1.000	0	1	1/1.0	3	4-0	0	3	0	9/9.0									
25	Currie, M	2-2	42:04	5-12	.417	2-3	.667	2-3	.667	0	8	8/4.0	2	3-0	2	3	0	14/7.0									
45	Quinn, N	2-0	35:30	5-8	.625	2-2	1.000	0-0	.000	0	6	6/3.0	3	4-0	2	3	0	12/6.0									
5	Mitchell, L	2-2	52:07	2-13	.154	1-8	.125	5-5	1.000	1	3	4/2.0	9	4-0	2	2	0	10/5.0									
22	Francis, C	2-1	27:39	3-11	.273	2-6	.333	0-0	.000	0	2	2/1.0	2	6-0	0	1	4	8/4.0									
9	Madgen, T	1-0	12:47	1-1	1.000	1-1	1.000	0-0	.000	0	0	0/0.0	0	1-0	3	2	0	3/3.0									
12	Harden, A	2-0	16:09	2-3	.667	0-1	.000	0-0	.000	0	4	4/2.0	1	2-0	1	4	1	4/2.0									
8	Bass, M	2-0	21:40	1-5	.200	0-1	.000	1-2	.500	5	0	5/2.5	2	1-0	3	0	1	3/1.5									
20	Christon, S	1-0	6:25	0-2	.000	0-1	.000	0-0	.000	0	0	0/0.0	1	0-0	0	0	0	0/0.0									
Team											18																
Phoenix Mercury											2-10	400:00	47-130	.362	10-38	.263	26-32	.813	9	47	74/37.0	37	37-0	16	23	14	130/65.0
Team											21																
OPPONENTS											2-10	400:00	53-147	.361	7-23	.304	30-38	.789	33	63	117/58.5	26	29-0	14	28	10	143/71.5



SAN ANTONIO STARS

One AT&T Center Parkway
 San Antonio, TX 78219
 (210) 444-5000
 stars.wnba.com

MEDIA RELATIONS

Rebecca Sweat
 (210) 444-5738
 RSweat@ATTCenter.com

FRONT OFFICE

Ownership GroupSpurs Sports & Entertainment
 Chairman & CEOPeter Holt
 President.....Rick Pych
 General ManagerDan Hughes

BASKETBALL STAFF

Head CoachDan Hughes
 Assistant Coaches..... Vickie Johnson, James Wade
 Head Athletic TrainerTonya Holley
 Strength & ConditioningChrissy Stragisher
 Basketball OperationsMelissa Martinez

QUICK FACTS

Arena (Capacity)..... Freeman Coliseum (9,000)
 Inaugural Season2003
 Utah Starzz (1997-2002)
 All-Time Record.....286-373 (.434)
 All-Time Playoff Record 10-23 (.303)
 WNBA Finals Appearances 1
 WNBA Championships0
 2015 Playoffs None
 2015 Record 8-26 (6th West)
 2015 vs. Liberty..... 0-2
 Last 10 Games vs. Liberty..... 6-4
 Current Streak vs. Liberty L2

LIBERTY HISTORY VS. SAN ANTONIO

All-Time Record..... 20-17
 Home 12-7
 Away 8-10
 Overtime 1-1
 Postseason 0-0

Liberty

Most Points88 at New York (OT) (7/18/99)
 Fewest Points53 at San Antonio (7/25/13)
 Largest Victory28 (73-45) at San Antonio (8/19/15)
 Individual Points27 - Rebecca Lobo at Utah (8/19/97)
27 - Shameka Christon at San Antonio (7/8/08)

Stars

Most Points 94 at New York (7/8/12)
 Fewest Points45 at San Antonio (8/19/15)
 Largest Victory 14 (80-66) at San Antonio (7/9/14)
 Individual Points ... 30 - Becky Hammon at New York (9/9/08)

RECENT MATCHUPS

2015 RESULTS VS. SAN ANTONIO (2-0)

7/15/15..... at New York W, 84-68
 8/19/15..... at San Antonio..... W, 73-45

2016 SCHEDULE

6/11/16..... at San Antonio.....7:00 PM
 7/10/16..... at New York3:00 PM
 8/26/16..... at San Antonio.....7:00 PM

ALL-TIME SERIES RESULTS

Date	Site	W/L	Score	Date	Site	W/L	Score
7/5/97	UTA	W	66-63	9/9/08	NY	L	76-82
7/17/97	NY	W	80-54	6/13/09	SA	L	60-63
7/22/97	NY	L	71-78	6/19/09	NY	W	77-61
8/19/97	UTA	L	75-81	5/28/10	NY	W	77-71
6/15/98	UTA	L	60-71	7/27/10	NY	W	77-72
6/21/98	NY	W	68-64	7/1/11	NY	W	81-75
7/18/99	NY	W	88-82	7/8/11	SA	W	76-73
8/3/99	UTA	W	61-59	7/8/12	NY	L	81-94
6/3/00	NY	W	87-76	9/18/12	SA	L	66-77
7/26/01	UTA	L	63-71	6/23/13	NY	L	77-78
8/8/01	NY	W	82-63	7/25/13	SA	L	53-65
6/11/02	UTA	W	71-58	6/5/14	NY	L	75-87
8/5/03	NY	W	69-60	7/9/14	SA	L	66-80
6/5/04	SA	W	62-57	7/15/15	NY	W	84-68
9/12/04	NY	W	64-62	8/19/15	SA	W	73-45
6/21/05	NY	W	77-59				
7/2/05	SA	L	57-69				
6/10/06	SA	W	71-67				
6/30/06	NY	L	78-91				
6/16/07	SA	L	71-79				
6/22/07	NY	L	63-70				
7/8/08	SA	L	79-83				

2015 NEW YORK LIBERTY VS. SAN ANTONIO STARS STATISTICS (2-0)

NO	PLAYER	GP-GS	MIN	FGM-FGA	FG%	3-POINT		FTM-FTA	FT%	---REBOUNDS---				PF-DQ	STL	TO	BLK	PTS/AVG
						FGM-FGA	FG%			OFF	DEF	TOT/AVG	AST					
31	Charles, T	2-2	48:53	15-24	.625	0-0	.000	2-3	.667	3	8	11/5.5	5	4-0	1	5	2	32/16.0
10	Prince, E	2-2	48:58	9-18	.500	1-5	.200	4-5	.800	1	4	5/2.5	10	1-0	3	1	0	23/11.5
17	Carson, E	2-0	40:13	9-16	.563	1-3	.333	2-3	.667	1	4	5/2.5	2	1-0	1	2	0	21/10.5
14	Rodgers, S	2-0	34:00	7-15	.467	4-8	.500	1-1	1.000	1	3	4/2.0	5	5-0	2	1	0	19/9.5
15	Boyd, B	2-0	28:04	5-11	.455	0-0	.000	4-4	1.000	1	3	4/2.0	6	6-0	6	4	0	14/7.0
8	Swords, C	2-2	32:26	6-10	.600	0-0	.000	0-0	.000	3	4	7/3.5	1	7-1	1	4	2	12/6.0
41	Stokes, K	2-0	56:48	5-14	.357	0-0	.000	1-2	.500	5	13	18/9.0	4	6-0	2	2	6	11/5.5
2	Wiggins, C	2-0	31:58	3-6	.500	3-5	.600	2-2	1.000	0	6	6/3.0	2	3-0	1	3	0	11/5.5
30	Wright, T	2-2	35:25	3-8	.375	0-3	.000	2-2	1.000	0	1	1/0.5	6	1-0	1	3	0	8/4.0
32	Cash, S	2-2	26:39	2-9	.222	0-0	.000	0-2	.000	1	7	8/4.0	0	2-0	0	1	0	4/2.0
7	Warley-Talbert, A	2-0	16:36	1-5	.200	0-0	.000	0-4	.000	4	9	13/6.5	0	2-0	0	1	1	2/1.0
Team											15							
New York Liberty		2-10	400:00	65-136	.478	9-24	.375	18-28	.643	20	62	97/48.5	41	38-1	18	31	11	157/78.5
Team											15				2			
OPPONENTS		2-10	400:00	40-125	.320	5-23	.217	28-38	.737	18	46	79/39.5	20	28-0	15	32	12	113/56.5

2015 SAN ANTONIO STARS VS. NEW YORK LIBERTY STATISTICS (0-2)

NO	PLAYER	GP-GS	MIN	FGM-FGA	FG%	3-POINT		FTM-FTA	FT%	---REBOUNDS---				PF-DQ	STL	TO	BLK	PTS/AVG
						FGM-FGA	FG%			OFF	DEF	TOT/AVG	AST					
13	Robinson, D	1-1	27:31	8-12	.667	0-0	.000	2-2	1.000	1	2	3/3.0	3	0-0	1	1	0	18/18.0
21	McBride, K	1-1	27:47	4-12	.333	3-7	.429	0-0	.000	0	5	5/5.0	1	2-0	0	5	1	11/11.0
5	Hamby, D	2-1	38:25	4-18	.222	1-2	.500	5-6	.833	2	6	8/4.0	0	1-0	0	1	1	14/7.0
33	Young-Malcolm, S	2-2	50:04	3-16	.188	0-0	.000	7-10	.700	2	9	11/5.5	0	4-0	5	2	0	13/6.5
23	Adams, D	2-0	30:41	3-14	.214	1-6	.167	6-6	1.000	0	5	5/2.5	0	3-0	0	3	1	13/6.5
32	Appel, J	2-2	49:00	4-11	.364	0-0	.000	3-5	.600	6	4	10/5.0	1	7-0	2	4	4	11/5.5
51	Colson, S	2-2	42:49	5-13	.385	0-3	.000	0-0	.000	1	4	5/2.5	8	4-0	2	4	1	10/5.0
40	Alexander, K	2-0	22:47	3-6	.500	0-0	.000	4-8	.500	2	0	2/1.0	0	5-0	1	4	2	10/5.0
7	Perkins, J	1-1	23:30	2-6	.333	0-0	.000	0-0	.000	0	2	2/2.0	0	0-0	0	2	0	4/4.0
22	Logic, S	2-0	35:37	2-8	.250	0-3	.000	1-1	1.000	0	4	4/2.0	4	0-0	1	2	0	5/2.5
3	Greene, K	1-0	26:01	1-4	.250	0-1	.000	0-0	.000	1	3	4/4.0	1	2-0	2	0	0	2/2.0
6	Montgomery, A	1-0	14:12	1-3	.333	0-1	.000	0-0	.000	3	2	5/5.0	1	0-0	0	0	1	2/2.0
11	Ayayi, V	1-0	11:36	0-2	.000	0-0	.000	0-0	.000	0	0	0/0.0	1	0-0	1	2	1	0/0.0
Team											15				2			
San Antonio Stars		2-10	400:00	40-125	.320	5-23	.217	28-38	.737	18	46	79/39.5	20	28-0	15	32	12	113/56.5
Team											15				4			
OPPONENTS		2-10	400:00	65-136	.478	9-24	.375	18-28	.643	20	62	97/48.5	41	38-1	18	31	11	157/78.5





SEATTLE STORM

3421 Thorndyke Ave. W
Seattle, WA 98119
(206) 217-9622
storm.wnba.com

MEDIA RELATIONS

Kimberly Veale
(206) 272-2706
kveale@stormbasketball.com

FRONT OFFICE

Ownership Group Force 10 Hoops LLC
President & General Manager Alisha Valavanis
Senior Vice President / Marketing & Business Operations..... Shannon Burley

BASKETBALL STAFF

Head Coach Jenny Boucek
Assistant Coaches..... Ryan Webb, Leah Drury
Sports Performance Coach Blair Wagner, Emily Blurton
Athletic Trainer Tom Spencer
Manager, Basketball Operations..... Talisa Rhea

QUICK FACTS

Arena (Capacity).....KeyArena at Seattle Center (9,686)
Inaugural Season2000
All-Time Record.....251-255 (.496)
All-Time Playoff Record 19-20 (.487)
WNBA Finals Appearances2
WNBA Championships2 (2004, 2010)
2015 Playoffs None
2015 Record 10-24
2015 vs. Liberty..... 0-2
Last 10 Games vs. Liberty..... 2-8
Current Streak vs. Liberty L6

LIBERTY HISTORY VS. SEATTLE

All-Time Record..... 15-14
Home 9-5
Away 6-9
Overtime 1-0
Postseason 0-0

Liberty

Most Points84 (2x), last at Seattle (OT) (7/24/14)
Fewest Points.....53 at Seattle (7/1/07)
Largest Victory23 (78-55) at Seattle (7/19/00)
Individual Points ...30 - Tina Charles at Seattle (7/21/15)

Storm

Most Points 92 at New York (6/18/10)
Fewest Points 53 at New York (7/11/01)
Largest Victory 37 (91-54) at New York (7/22/06)
Individual Points ...33 - Lauren Jackson at Seattle (7/3/08)

RECENT MATCHUPS

2015 RESULTS VS. SEATTLE (2-0)

7/21/15..... at Seattle..... W, 81-77
8/2/15..... at New York W, 78-62

2016 SCHEDULE

6/5/16..... at Seattle.....4:00 PM
7/6/16..... at New York7:00 PM
9/7/16..... at New York7:00 PM

ALL-TIME SERIES RESULTS

Date	Site	W/L	Score	Date	Site	W/L	Score
7/19/00	SEA	W	78-55	8/26/12	SEA	L	66-84
7/11/01	NY	W	67-53	6/28/13	SEA	W	67-62
5/30/02	SEA	W	78-61	7/9/13	NY	W	66-57
7/2/02	NY	W	74-63	5/27/14	NY	W	70-64
7/23/03	SEA	L	65-75	7/24/14	SEA	W	84-80 OT
6/15/04	NY	L	62-86	7/21/15	SEA	W	81-77
6/26/04	SEA	W	67-62	8/2/15	NY	W	78-62
7/19/05	SEA	L	78-87				
8/6/05	NY	W	79-67				
7/14/06	SEA	L	66-86				
7/22/06	NY	L	54-91				
7/1/07	SEA	L	53-84				
7/22/07	NY	L	75-77				
6/3/08	NY	W	77-63				
7/3/08	SEA	L	79-83				
8/8/09	SEA	L	69-70				
9/1/09	NY	L	58-65				
6/18/10	NY	L	84-92				
7/6/10	SEA	L	70-78				
8/9/11	NY	W	58-56				
8/20/11	SEA	L	62-63				
6/30/12	NY	W	77-59				

2015 NEW YORK LIBERTY VS. SEATTLE STORM STATISTICS (2-0)

NO	PLAYER	GP-GS	MIN	FGM-FGA	FG%	3-POINT		FTM-FTA	FT%	---REBOUNDS---				PF-DQ	STL	TO	BLK	PTS/AVG
						FGM-FGA	FG%			OFF	DEF	TOT/AVG	AST					
31	Charles, T	2-2	48:53	15-24	.625	0-0	.000	2-3	.667	3	8	11/5.5	5	4-0	1	5	2	32/16.0
10	Prince, E	2-2	48:58	9-18	.500	1-5	.200	4-5	.800	1	4	5/2.5	10	1-0	3	1	0	23/11.5
17	Carson, E	2-0	40:13	9-16	.563	1-3	.333	2-3	.667	1	4	5/2.5	2	1-0	1	2	0	21/10.5
14	Rodgers, S	2-0	34:00	7-15	.467	4-8	.500	1-1	1.000	1	3	4/2.0	5	5-0	2	1	0	19/9.5
15	Boyd, B	2-0	28:04	5-11	.455	0-0	.000	4-4	1.000	1	3	4/2.0	6	6-0	6	4	0	14/7.0
8	Swords, C	2-2	32:26	6-10	.600	0-0	.000	0-0	.000	3	4	7/3.5	1	7-1	1	4	2	12/6.0
41	Stokes, K	2-0	56:48	5-14	.357	0-0	.000	1-2	.500	5	13	18/9.0	4	6-0	2	2	6	11/5.5
2	Wiggins, C	2-0	31:58	3-6	.500	3-5	.600	2-2	1.000	0	6	6/3.0	2	3-0	1	3	0	11/5.5
30	Wright, T	2-2	35:25	3-8	.375	0-3	.000	2-2	1.000	0	1	1/0.5	6	1-0	1	3	0	8/4.0
32	Cash, S	2-2	26:39	2-9	.222	0-0	.000	0-2	.000	1	7	8/4.0	0	2-0	0	1	0	4/2.0
7	Warley-Talbert, A	2-0	16:36	1-5	.200	0-0	.000	0-4	.000	4	9	13/6.5	0	2-0	0	1	1	2/1.0
Team												15				4		
New York Liberty		2-10	400:00	65-136	.478	9-24	.375	18-28	.643	20	62	97/48.5	41	38-1	18	31	11	157/78.5
Team												15				2		
OPPONENTS		2-10	400:00	40-125	.320	5-23	.217	28-38	.737	18	46	79/39.5	20	28-0	15	32	12	113/56.5

2015 SEATTLE STORM VS. NEW YORK LIBERTY STATISTICS (0-2)

NO	PLAYER	GP-GS	MIN	FGM-FGA	FG%	3-POINT		FTM-FTA	FT%	---REBOUNDS---				PF-DQ	STL	TO	BLK	PTS/AVG
						FGM-FGA	FG%			OFF	DEF	TOT/AVG	AST					
10	Bird, S	2-2	59:32	10-28	.357	4-10	.400	4-4	1.000	0	5	5/2.5	9	4-0	2	7	0	28/14.0
1	Langhorne, C	2-2	48:48	11-18	.611	0-0	.000	3-3	1.000	2	7	9/4.5	2	3-0	2	5	0	25/12.5
7	Tokashiki, R	2-2	39:02	8-20	.400	0-1	.000	2-2	1.000	3	5	8/4.0	2	4-0	0	1	2	18/9.0
5	Bishop, A	2-0	40:58	6-14	.429	4-10	.400	0-0	.000	1	6	7/3.5	1	2-0	4	2	1	16/8.0
32	Clark, A	2-2	53:20	6-9	.667	2-2	1.000	1-2	.500	0	9	9/4.5	6	6-0	0	4	0	15/7.5
9	Gatling, M	2-0	29:00	4-10	.400	0-0	.000	4-6	.667	4	4	8/4.0	0	5-0	1	1	1	12/6.0
24	Loyd, J	2-2	57:05	2-7	.286	0-1	.000	5-6	.833	2	8	10/5.0	4	4-0	1	7	0	9/4.5
3	Goodrich, A	2-0	40:55	4-13	.308	1-4	.250	0-0	.000	0	5	5/2.5	8	2-0	1	2	0	9/4.5
4	O'Hea, J	2-0	25:57	3-4	.750	1-2	.500	0-0	.000	0	2	2/1.0	1	1-0	1	1	0	7/3.5
23	Mosqueda-Lewis, K	1-0	3:10	0-1	.000	0-0	.000	0-0	.000	0	0	0/0.0	0	0-0	0	0	0	0/0.0
13	Hollingsworth, Q	1-0	2:12	0-0	.000	0-0	.000	0-0	.000	0	2	2/2.0	0	1-0	0	1	0	0/0.0
Team												11				3		
Seattle Storm		2-10	400:00	54-124	.435	12-30	.400	19-23	.826	12	53	76/38.0	33	32-0	12	34	4	139/69.5
Team												13				0		
OPPONENTS		2-10	400:00	66-140	.471	5-18	.278	22-32	.688	18	51	82/41.0	42	28-0	19	20	7	159/79.5





WASHINGTON MYSTICS

601 F Street, NW
 Washington, DC 20004
 (202) 527-7540
 mystics.wnba.com

MEDIA RELATIONS
 Ketsia Colimon
 (202) 527-7535
 kcolimon@monumentalsports.com

FRONT OFFICE
 Ownership Group Monumental Sports & Entertainment
 Chairman & CEO Ted Leonsis
 Vice Chairman, President & Managine Partner..... Sheila C. Johnson
 Partner, Vice Chairman & COO Dick Patrick
 General Manager Mike Thibault

BASKETBALL STAFF
 Head Coach Mike Thibault
 Assistant Coaches..... Eric Thibault, Marianne Stanley
 Head Athletic Trainer Emily Fortunato
 Athletic Trainer Navin Hettiarachchi
 Director of Basketball Operations Maria Giovannetti

QUICK FACTS

Arena (Capacity)..... Verizon Center (10,100)
 Inaugural Season 1998
 All-Time Record..... 224-342 (.396)
 All-Time Playoff Record 5-18 (.217)
 WNBA Finals Appearances 0
 WNBA Championships 0
 2015 Playoffs ... Conference Semis (Lost to New York, 1-2)
 2015 Record 18-16 (4th East)
 2015 vs. Liberty..... 3-1
 Last 10 Games vs. Liberty..... 6-4
 Current Streak vs. Liberty W1

LIBERTY HISTORY VS. WASHINGTON

All-Time Record..... 42-29
 Home 25-10
 Away 17-19
 Overtime 3-2
 Postseason 2-1

Liberty
 Most Points 93 (2x), last at New York (8/6/13)
 Fewest Points 46 at Washington (8/5/14)
 Largest Victory 43 (88-45) at New York (8/13/98)
 Individual Points ...30 - Cappie Pondexter at Washington (9/16/12)

Mystics
 Most Points 95 at Washington (5/23/06)
 Fewest Points 45 at New York (8/13/98)
 Largest Victory 35 (95-60) at Washington (5/23/06)
 Individual Points ...32 - Matee Ajavon at Washington (8/6/11)

RECENT MATCHUPS

2015 RESULTS VS. WASHINGTON (1-3)
 6/6/15..... at Washington L, 62-67
 6/14/15..... at New York L, 59-74
 7/9/15..... at Washington W, 79-76 (OT)
 9/11/15..... at New York L, 55-82

2016 SCHEDULE
 5/14/16..... at Washington 7:00 PM
 7/20/16..... at Washington 11:30 AM
 9/13/16..... at New York 7:00 PM

ALL-TIME SERIES RESULTS

Date	Site	W/L	Score	Date	Site	W/L	Score
7/13/98	NY	W	76-60	7/17/08	NY	W	77-56
7/5/98	WAS	W	62-61	7/23/08	WAS	W	80-73
8/1/98	WAS	W	67-53	7/18/09	WAS	L	67-68
8/13/98	NY	W	88-45	7/30/09	NY	L	75-78
6/14/99	NY	L	61-83	8/16/09	WAS	W	60-59
7/6/99	WAS	L	63-71	9/13/09	NY	W	86-65
8/11/99	WAS	L	56-59	5/21/10	WAS	L	61-77
8/17/99	NY	W	66-54	6/12/10	WAS	L	65-82
6/4/00	WAS	L	67-79	7/15/10	NY	W	75-67
6/13/00	NY	L	56-57	8/6/10	NY	W	85-77
7/24/00	WAS	W	78-64	8/20/10	WAS	L	74-75
6/10/01	WAS	W	81-80	7/28/11	NY	W	75-71
6/16/01	NY	W	86-63	8/6/11	WAS	L	81-91
8/14/01	NY	W	71-56	8/12/11	WAS	L	63-64
7/13/02	WAS	W	67-53	8/16/11	NY	W	69-66
8/8/02	NY	L	54-65	6/8/12	WAS	W	76-70
8/9/02	WAS	W	74-66	7/13/12	NY	L	53-70
6/1/03	NY	W	70-57	9/1/12	NY	W	79-73
7/15/03	NY	L	64-77	9/12/12	NY	W	75-62
8/9/03	WAS	W	65-56	9/16/12	WAS	W	75-68
8/21/03	WAS	W	65-60	7/31/13	WAS	W	88-78
6/13/04	WAS	L	60-62	8/6/13	NY	W	93-88
7/8/04	NY	L	54-71	8/16/13	NY	L	57-66
9/9/04	WAS	L	59-71	9/15/13	WAS	L	52-70
9/19/04	NY	W	79-75	5/30/14	WAS	L	60-68
6/1/05	WAS	W	77-68	6/8/14	NY	W	81-64
6/5/05	NY	W	61-58	7/29/14	NY	W	80-76
8/16/05	NY	W	72-66	8/5/14	WAS	L	46-79
8/23/05	WAS	L	69-82	8/16/14	WAS	W	73-61
5/23/06	WAS	L	60-95	6/6/15	WAS	L	62-67
6/17/06	WAS	L	70-88	6/14/15	NY	L	59-74
6/21/06	NY	W	72-66	7/9/15	WAS	W	79-76
8/13/06	NY	W	93-81	9/11/15	NY	L	55-82
5/24/07	NY	W	81-76	PLAYOFFS			
6/12/07	NY	W	79-69	Conference Semifinals: Won 2-1			
8/3/07	WAS	L	68-80	9/18/15	NY	L	83-96
8/16/07	WAS	W	73-72	9/20/15	WAS	W	86-68
5/22/07	NY	W	79-60	9/22/15	NY	W	79-74

2015 NEW YORK LIBERTY VS. WASHINGTON MYSTICS STATISTICS (1-3)

NO	PLAYER	GP-GS	MIN	FGM-FGA	FG%	3-POINT		FTM-FTA	FT%	---REBOUNDS---				PF-DQ	STL	TO	BLK	PTS/AVG
						FGM-FGA	FG%			OFF	DEF	TOT/AVG	AST					
31	Charles, T	4-4	107:51	20-62	.323	0-0	.000	7-8	.875	6	21	27/6.8	9	8-0	1	9	1	47/11.8
10	Prince, E	2-1	46:02	8-21	.381	2-5	.400	3-4	.750	1	2	3/1.5	2	4-0	1	4	1	21/10.5
3	Wheeler, E	1-0	17:55	3-7	.429	0-2	.000	4-4	1.000	0	2	2/2.0	1	0-0	3	1	0	10/10.0
8	Swords, C	4-1	66:02	14-23	.609	0-0	.000	8-8	1.000	12	6	18/4.5	1	13-0	1	7	2	36/9.0
14	Rodgers, S	4-1	94:32	10-35	.286	3-14	.214	10-12	.833	5	11	16/4.0	9	10-0	3	6	1	33/8.3
17	Carson, E	4-3	92:39	11-28	.393	0-6	.000	4-5	.800	3	8	11/2.8	2	3-0	1	6	1	26/6.5
30	Wright, T	4-4	88:54	9-22	.409	0-1	.000	8-8	1.000	3	10	13/3.3	7	7-0	3	10	1	26/6.5
2	Wiggins, C	4-1	57:01	5-10	.500	2-6	.333	4-4	1.000	1	4	5/1.3	5	4-0	1	4	1	16/4.0
7	Warley-Talbert, A	3-0	30:19	5-8	.625	0-0	.000	2-2	1.000	3	8	11/3.7	0	4-0	0	3	0	12/4.0
15	Boyd, B	3-1	44:33	2-13	.154	0-3	.000	7-7	1.000	2	6	8/2.7	6	7-0	2	7	0	11/3.7
32	Cash, S	4-2	66:02	2-16	.125	0-4	.000	6-6	1.000	5	8	13/3.3	7	4-0	1	3	1	10/2.5
41	Stokes, K	4-2	98:19	3-12	.250	0-0	.000	1-5	.200	6	18	24/6.0	2	8-0	3	5	8	7/1.8
9	Allen, R	1-0	14:53	0-4	.000	0-2	.000	0-0	.000	1	5	6/6.0	0	1-0	0	1	2	0/0.0
Team											20				2			
New York Liberty		4-20	825:00	92-261	.352	7-43	.163	64-73	.877	48	109	177/44.3	51	73-0	20	68	19	255/63.8
Team											41				7			
OPPONENTS		4-20	825:00	112-273	.410	31-81	.383	44-59	.746	26	110	177/44.3	82	76-2	30	51	14	299/74.8

2015 WASHINGTON MYSTICS VS. NEW YORK LIBERTY STATISTICS (3-1)

NO	PLAYER	GP-GS	MIN	FGM-FGA	FG%	3-POINT		FTM-FTA	FT%	---REBOUNDS---				PF-DQ	STL	TO	BLK	PTS/AVG
						FGM-FGA	FG%			OFF	DEF	TOT/AVG	AST					
31	Dolson, S	4-4	116:32	22-43	.512	1-4	.250	2-2	1.000	2	25	27/6.8	16	11-0	3	14	6	47/11.8
20	Lawson, K	3-3	88:53	11-31	.355	4-18	.222	9-10	.900	2	10	12/4.0	12	4-0	2	1	0	35/11.7
12	Latta, I	4-4	102:24	15-36	.417	9-22	.409	6-7	.857	1	4	5/1.3	9	6-0	3	4	0	45/11.3
33	Meesseman, E	4-4	108:39	16-37	.432	2-3	.667	6-6	1.000	5	23	28/7.0	7	13-1	4	4	5	40/10.0
14	Ruffin-Pratt, T	3-3	68:54	10-24	.417	2-4	.500	7-10	.700	1	11	12/4.0	6	7-0	2	2	0	29/9.7
9	Vaughn, K	1-0	25:03	4-9	.444	0-0	.000	1-2	.500	3	6	9/9.0	1	2-0	0	1	0	9/9.0
4	Hill, T	4-0	67:30	10-26	.385	6-14	.429	2-3	.667	1	4	5/1.3	5	3-0	3	3	0	28/7.0
8	Hartley, B	2-0	34:16	3-13	.231	1-5	.200	5-6	.833	1	3	4/2.0	6	4-0	0	2	0	12/6.0
11	Malott, A	4-0	38:44	8-15	.533	5-7	.714	1-1	1.000	0	0	0/0.0	0	3-0	1	1	0	22/5.5
15	Cloud, N	4-1	65:51	5-14	.357	1-4	.250	3-6	.500	2	6	8/2.0	14	7-0	4	7	0	14/3.5
5	Thornton, K	2-0	21:44	3-7	.429	0-0	.000	0-2	.000	2	3	5/2.5	0	3-0	1	1	2	6/3.0
22	Herrington, A	4-1	56:47	3-8	.375	0-0	.000	2-4	.500	1	10	11/2.8	6	6-0	7	3	0	8/2.0
30	Sanders, L	2-0	29:46	2-10	.200	0-0	.000	0-0	.000	5	5	10/5.0	0	7-1	0	1	1	4/2.0
Team											41				7			
Washington Mystics		4-20	825:00	112-273	.410	31-81	.383	44-59	.746	26	110	177/44.3	82	76-2	30	51	14	299/74.8
Team											20				2			
OPPONENTS		4-20	825:00	92-261	.352	7-43	.163	64-73	.877	48	109	177/44.3	51	73-0	20	68	19	255/63.8



MACTABENE AMACHREE - #13

Country: Nigeria | Born: January 30, 1978 (Nigeria) | Height: 6'0" | Weight: 172 | Signed: Signed as a free agent, 2001

	GP	GS	MIN	FGM	FGA	FG%	3PM	3PA	3FG%	FTM	FTA	FT%	OR	DF	TOT	AVG.	AST	STL	BLK	TO	PF	PTS	AVG.
2001	2	0	3	0	0	.000	0	0	.000	1	2	.500	1	0	1	0.5	0	0	1	1	2	1	0.5
TOTALS	2	0	3	0	0	.000	0	0	.000	1	2	.500	1	0	1	0.5	0	0	1	1	2	1	0.5

AMBROSIA ANDERSON - #31

College: Brigham Young '06 | Born: MArch 14, 1984 (Colorado Springs, Colo.) | Height: 6'0" | Weight: 167 | Signed: Signed as a free agent, 2006

	GP	GS	MIN	FGM	FGA	FG%	3PM	3PA	3FG%	FTM	FTA	FT%	OR	DF	TOT	AVG.	AST	STL	BLK	TO	PF	PTS	AVG.
2006	3	0	8	0	1	.000	0	0	.000	0	0	.000	1	1	2	0.7	0	1	0	1	0	0	0.0
TOTALS	3	0	8	0	1	.000	0	0	.000	0	0	.000	1	1	2	0.7	0	1	0	1	0	0	0.0

ELENA BARANOVA - #28

Country: Kyrgyzstan | Born: January 28, 1972 (Bishek, Kyrgyzstan) | Height: 6'5" | Weight: 182 | Drafted: Selected in 2003 Dispersal Draft (11th Overall)

	GP	GS	MIN	FGM	FGA	FG%	3PM	3PA	3FG%	FTM	FTA	FT%	OR	DF	TOT	AVG.	AST	STL	BLK	TO	PF	PTS	AVG.
2003	33	7	850	107	257	.416	33	91	.363	31	35	.886	45	136	181	5.5	64	36	43	62	69	278	8.4
2004	34	33	1048	146	315	.463	53	115	.461	49	53	.925	33	213	246	7.2	67	37	58	80	88	394	11.6
2005	33	33	953	104	236	.441	33	85	.388	47	55	.855	39	188	227	6.9	59	25	46	59	79	288	8.7
TOTALS	100	73	2851	357	808	.442	119	291	.409	127	143	.888	117	537	654	6.5	190	98	147	201	236	960	9.6

SHERILL BAKER - #10

College: Georgia '06 | Born: December 3, 1982 (Stone Mountain, Ga.) | Height: 5'8" | Weight: 125 | Drafted: 1st round in 2006 (12th Overall)

	GP	GS	MIN	FGM	FGA	FG%	3PM	3PA	3FG%	FTM	FTA	FT%	OR	DF	TOT	AVG.	AST	STL	BLK	TO	PF	PTS	AVG.
2006	34	16	622	99	253	.391	9	33	.273	48	56	.857	23	33	56	1.6	35	46	2	50	69	251	7.4
2007	3	0	13	2	2	1.000	1	1	1.000	0	0	.000	0	1	1	0.3	0	0	0	0	1	5	1.7
TOTALS	37	16	635	101	255	.396	10	34	.294	48	56	.000	23	34	57	1.5	35	46	2	50	70	256	6.9

ASHLEY BATTLE - #22

College: Connecticut '05 | Born: May 31, 1982 (Pittsburgh, Pa.) | Height: 6'5" | Weight: 182 | Signed: Signed as a free agent in 2006

	GP	GS	MIN	FGM	FGA	FG%	3PM	3PA	3FG%	FTM	FTA	FT%	OR	DF	TOT	AVG.	AST	STL	BLK	TO	PF	PTS	AVG.
2006	33	2	455	54	141	.383	15	46	.326	20	25	.800	13	49	62	1.9	29	31	3	38	32	143	4.3
2007	34	5	757	89	244	.365	29	93	.312	45	58	.776	32	94	126	3.7	56	35	2	48	50	252	7.4
2008	34	0	336	37	98	.378	11	30	.367	36	50	.720	18	35	53	1.6	24	15	1	28	26	121	3.6
2009	34	3	548	63	148	.426	19	46	.413	32	46	.696	17	68	85	2.5	40	31	2	52	48	177	5.2
TOTALS	135	10	2096	243	631	.385	74	215	.344	133	179	.743	80	246	326	2.4	149	112	8	166	156	693	5.1

JESSICA BIBBY - #22

Australia | Born: August 23, 1979 (Melbourne, Australia) | Height: 5'7" | Weight: 139 | Drafted: 3rd round in 2000 (45th Overall)

	GP	GS	MIN	FGM	FGA	FG%	3PM	3PA	3FG%	FTM	FTA	FT%	OR	DF	TOT	AVG.	AST	STL	BLK	TO	PF	PTS	AVG.
2000	17	0	69	3	18	.167	2	6	.333	11	13	.846	3	2	5	0.3	11	3	0	12	9	19	1.1
TOTALS	17	0	69	3	18	.167	2	6	.333	11	13	.846	3	2	5	0.3	11	3	0	12	9	19	1.1

RHONDA BLADES - #10

College: Vanderbilt '95 | Born: October 29, 1972 (Springfield, Mo.) | Height: 5'7" | Weight: 138 | Signed: Signed as free agent in 1997

	GP	GS	MIN	FGM	FGA	FG%	3PM	3PA	3FG%	FTM	FTA	FT%	OR	DF	TOT	AVG.	AST	STL	BLK	TO	PF	PTS	AVG.
2000	17	0	69	3	18	.167	2	6	.333	11	13	.846	3	2	5	0.3	11	3	0	12	9	19	1.1
TOTALS	17	0	69	3	18	.167	2	6	.333	11	13	.846	3	2	5	0.3	11	3	0	12	9	19	1.1

KELSEY BONE - #3

College: Texas A&M '13 | Born: December 31, 1991 (Houston, Texas) | Height: 6'4" | Weight: 215 | Drafted: 1st round in 2013 (5th Overall)

	GP	GS	MIN	FGM	FGA	FG%	3PM	3PA	3FG%	FTM	FTA	FT%	OR	DF	TOT	AVG.	AST	STL	BLK	TO	PF	PTS	AVG.
2013	34	2	663	36	215	.167	0	1	.000	36	57	.632	73	112	185	5.4	25	12	12	52	87	234	6.9
TOTALS	34	2	663	36	215	.167	0	1	.000	36	57	.632	73	112	185	5.4	25	12	12	52	87	234	6.9

LINDSAY BOWEN - #30

College: Michigan State '07 | Born: October 25, 1983 (Lansing, Mich.) | Height: 5'7" | Weight: 145 | Signed: Signed as a free agent in 2007

	GP	GS	MIN	FGM	FGA	FG%	3PM	3PA	3FG%	FTM	FTA	FT%	OR	DF	TOT	AVG.	AST	STL	BLK	TO	PF	PTS	AVG.
2007	6	1	37	3	10	.300	3	6	.500	0	0	.000	0	2	2	0.3	1	0	0	4	0	9	1.5
TOTALS	6	1	37	3	10	.300	3	6	.500	0	0	.000	0	2	2	0.3	1	0	0	4	0	9	1.5

ALBENA BRANZOVA - #31

College: Florida International '95 | Born: July 17, 1971 (Plovdiv, Bulgaria) | Height: 6'3" | Weight: 170 | Drafted: 3rd round in 1998 (29th Overall)

	GP	GS	MIN	FGM	FGA	FG%	3PM	3PA	3FG%	FTM	FTA	FT%	OR	DF	TOT	AVG.	AST	STL	BLK	TO	PF	PTS	AVG.
1998	11	0	94	9	25	.360	2	4	.500	3	4	.750	6	10	16	1.5	5	3	1	12	12	23	2.1
TOTALS	11	0	94	9	25	.360	2	4	.500	3	4	.750	6	10	16	1.5	5	3	1	12	12	23	2.1

KARA BRAXTON - #45

College: Georgia '05 | Born: February 18, 1983 (Tallahassee, Fla.) | Height: 6'6" | Weight: 225 | Drafted: 1st round in 2005 to Detroit Shock (7th Overall)

	GP	GS	MIN	FGM	FGA	FG%	3PM	3PA	3FG%	FTM	FTA	FT%	OR	DF	TOT	AVG.	AST	STL	BLK	TO	PF	PTS	AVG.
2011	13	0	166	23	58	.397	1	3	.333	4	10	.400	17	22	39	3.0	10	5	6	19	28	51	3.9
2012	34	18	535	102	212	.481	1	5	.200	18	40	.450	61	92	153	4.5	36	17	21	74	59	223	6.6
2013	34	33	740	130	270	.481	0	0	.000	37	56	.661	86	140	226	6.6	40	22	14	77	100	297	8.7
2014	4	0	31	4	8	.500	0	0	.000	2	2	1.000	1	3	4	1.0	3	1	1	4	1	10	2.5
TOTALS	85	51	1472	259	548	.473	2	8	.250	61	108	.565	165	257	422	5.0	89	45	42	174	188	581	6.8

KEISHA BROWN - #6

College: Georgia '01 | Born: January 13, 1979 (Atlanta, Ga.) | Height: 5'9" | Weight: 146 | Signed: Signed as a free agent in 2006

	GP	GS	MIN	FGM	FGA	FG%	3PM	3PA	3FG%	FTM	FTA	FT%	OR	DF	TOT	AVG.	AST	STL	BLK	TO	PF	PTS	AVG.
2006	16	0	58	6	20	.300	1	4	.250	7	8	.875	2	6	8	0.5	9	2	0	3	7	20	1.3
TOTALS	16	0	58	6	20	.300	1	4	.250	7	8	.875	2	6	8	0.5	9	2	0	3	7	20	1.3

KELLEY CAIN - #52

College: Tennessee '12 | Born: May 16, 1989 (Atlanta, Ga.) | Height: 6'6" | Weight: 220 | Drafted: 1st round in 2012 (7th Overall)

	GP	GS	MIN	FGM	FGA	FG%	3PM	3PA	3FG%	FTM	FTA	FT%	OR	DF	TOT	AVG.	AST	STL	BLK	TO	PF	PTS	AVG.
2012	20	0	136	8	18	.444	0	0	.000	7	11	.636	11	19	30	1.5	2	2	4	10	13	23	1.2
TOTALS	20	0	136	8	18	.444	0	0	.000	7	11	.636	11	19	30	1.5	2	2	4	10	13	23	1.2

ESSENCE CARSON - #17

College: Rutgers '08 | Born: July 28, 1986 (Paterson, N.J.) | Height: 6'0" | Weight: 165 | Drafted: 1st round in 2008 (7th Overall)

	GP	GS	MIN	FGM	FGA	FG%	3PM	3PA	3FG%	FTM	FTA	FT%	OR	DF	TOT	AVG.	AST	STL	BLK	TO	PF	PTS	AVG.
2008	34	30	646	92	245	.376	8	29	.276	31	46	.674	25	51	76	2.2	31	32	8	35	49	223	6.6
2009	34	34	859	131	321	.408	34	102	.333	44	48	.917	24	48	72	2.1	46	37	10	54	76	340	10.0
2010	34	0	325	50	123	.407	4	25	.160	22	32	.688	14	40	54	1.6	25	14	8	26	23	126	3.7
2011	32	5	725	139	318	.437	24	62	.387	59	80	.738	31	59	90	2.8	53	38	20	46	60	361	11.3
2012	34	23	927	158	395	.400	36	105	.343	42	54	.778	29	88	117	3.4	58	37	25	59	52	394	11.6
2013	4	4	118	22	40	.550	1	3	.333	12	14	.857	4	18	22	5.5	7	2	2	10	6	57	14.3
2014	26	11	365	35	99	.354	7	24	.292	10	12	.833	9	34	43	1.7	23	9	4	26	23	87	3.3
2015	33	12	642	78	205	.380	12	49	.245	34	44	.773	18	57	75	2.3	43	14	6	35	38	202	6.1
TOTALS	231	119	4607	705	1746	.404	126	399	.316	254	330	.770	154	395	549	21.6	286	183	83	291	327	1790	7.7

AMISHA CARTER - #24

College: Louisiana State '04 | Born: June 21, 1982 (Oakland, Calif.) | Height: 6'2" | Weight: 185 | Signed: Signed as a free agent in 2005

	GP	GS	MIN	FGM	FGA	FG%	3PM	3PA	3FG%	FTM	FTA	FT%	OR	DF	TOT	AVG.	AST	STL	BLK	TO	PF	PTS	AVG.
2005	3	0	14	0	1	.000	0	0	.000	0	0	.000	0	2	2	0.7	0	0	0	1	4	0	0.0
TOTALS	3	0	14	0	1	.000	0	0	.000	0	0	.000	0	2	2	0.7	0	0	0	1	4	0	0.0

SWIN CASH - #32

College: Connecticut '02 | Born: September 22, 1979 (McKeesport, Pa.) | Height: 6'1" | Weight: 162 | Signed: Acquired for DeLisha Milton-Jones in 2014

	GP	GS	MIN	FGM	FGA	FG%	3PM	3PA	3FG%	FTM	FTA	FT%	OR	DF	TOT	AVG.	AST	STL	BLK	TO	PF	PTS	AVG.
2014	15	4	243	23	65	.354	1	10	.100	20	24	.833	12	32	44	2.9	21	6	2	22	22	67	4.5
2015	34	28	592	53	141	.376	8	34	.235	40	55	.727	23	59	82	2.4	47	9	3	37	49	154	4.5
TOTALS	49	32	835	76	206	.369	9	44	.205	60	79	.759	35	91	126	2.6	68	15	5	59	71	221	4.5

ELISABETH CEBRIAN - #14

Country: Spain | Born: February 7, 1971 (Tauragona, Spain) | Height: 6'5" | Weight: 190 | Acquired: Allocated to the Liberty in 1998

	GP	GS	MIN	FGM	FGA	FG%	3PM	3PA	3FG%	FTM	FTA	FT%	OR	DF	TOT	AVG.	AST	STL	BLK	TO	PF	PTS	AVG.
1998	22	0	187	15	35	.429	0	0	.000	8	14	.571	12	15	27	1.2	8	1	7	20	32	38	1.7
TOTALS	22	0	187	15	35	.429	0	0	.000	8	14	.571	12	15	27	1.2	8	1	7	20	32	38	1.7

TINA CHARLES - #31

College: Connecticut '10 | Born: December 5, 1988 (Flushing, N.Y.) | Height: 6'4" | Weight: 198 | Drafted: Acquired from Connecticut Suns for Alyssa Thomas, Kelsey Bone, and 2015 1st round pick in 2014

	GP	GS	MIN	FGM	FGA	FG%	3PM	3PA	3FG%	FTM	FTA	FT%	OR	DF	TOT	AVG.	AST	STL	BLK	TO	PF	PTS	AVG.
2014	34	34	1119	236	511	.462	0	0	.000	118	157	.752	89	231	320	9.4	74	44	30	77	57	590	17.4
2015	34	34	1053	243	531	.458	1	5	.200	93	130	.715	72	216	288	8.5	83	24	23	82	56	580	17.1
TOTALS	68	68	2172	479	1042	.460	1	5	.200	211	287	.735	161	447	608	8.9	157	68	53	159	113	1170	17.2

SHAMEKA CHRISTON - #20

College: Arkansas '04 | Born: February 15, 1982 (Hot Springs, Ark.) | Height: 6'1" | Weight: 175 | Drafted: 1st round in 2004 (5th Overall)

	GP	GS	MIN	FGM	FGA	FG%	3PM	3PA	3FG%	FTM	FTA	FT%	OR	DF	TOT	AVG.	AST	STL	BLK	TO	PF	PTS	AVG.
2004	33	4	560	67	189	.354	24	82	.293	33	51	.647	19	49	68	2.1	23	9	9	32	71	191	5.8
2005	34	9	809	111	270	.411	24	89	.270	65	76	.855	25	67	92	2.7	41	33	19	50	100	311	9.1
2006	34	34	987	136	348	.391	52	156	.333	99	120	.825	28	92	120	3.5	44	20	42	82	105	423	12.4
2007	33	32	1065	118	328	.360	39	119	.328	93	117	.795	34	115	149	4.5	70	34	19	82	99	368	11.2
2008	31	31	947	153	385	.397	71	175	.406	111	134	.828	31	63	94	3.0	51	35	17	61	93	488	15.7
2009	32	31	1014	154	383	.402	78	204	.382	138	148	.932	29	127	156	4.9	56	28	27	56	102	514	16.1
TOTALS	197	141	5382	739	1903	.388	288	825	.349	539	646	.834	166	513	679	3.4	285	159	133	363	570	2295	11.6

CAMILLE COOPER - #42

College: Purdue '01 | Born: February 5, 1979 (Georgetown, Ky.) | Height: 6'4" | Weight: 190 | Signed: Acquired from Los Angeles Sparks for 2nd round pick in 2002

	GP	GS	MIN	FGM	FGA	FG%	3PM	3PA	3FG%	FTM	FTA	FT%	OR	DF	TOT	AVG.	AST	STL	BLK	TO	PF	PTS	AVG.
2001	4	0	51	8	12	.667	0	0	.000	10	13	.769	7	4	11	2.8	1	0	2	3	6	26	6.5
2002	23	1	119	11	28	.393	0	0	.000	5	8	.625	5	11	16	0.7	3	4	5	10	8	27	1.2
TOTALS	27	1	170	19	40	.475	0	0	.000	15	21	.714	12	15	27	1.0	4	4	7	13	14	53	2.0

CASSANDRA CRUMPTON-MOORER - #22

College: Alabama '84 | Born: October 29, 1962 (Orville, Ala.) | Height: 5'11" | Weight: 175 | Acquired: Assigned to the Liberty as a developmental player in 1997

	GP	GS	MIN	FGM	FGA	FG%	3PM	3PA	3FG%	FTM	FTA	FT%	OR	DF	TOT	AVG.	AST	STL	BLK	TO	PF	PTS	AVG.
1997	2	0	11	1	4	.250	0	1	.000	0	0	.000	1	1	2	1.0	1	0	0	1	0	2	1.0
TOTALS	2	0	11	1	4	.250	0	1	.000	0	0	.000	1	1	2	1.0	1	0	0	1	0	2	1.0

ANNA CRUZ - #51

Country: Spain | Born: October 27, 1986 (Barcelona, Spain) | Height: 5'10" | Weight: 175 | Signed: Signed as a free agent in 2014

	GP	GS	MIN	FGM	FGA	FG%	3PM	3PA	3FG%	FTM	FTA	FT%	OR	DF	TOT	AVG.	AST	STL	BLK	TO	PF	PTS	AVG.
2014	34	34	922	109	236	.462	17	49	.347	27	39	.692	14	104	118	3.5	121	44	9	72	61	262	7.7
TOTALS	34	34	922	109	236	.462	17	49	.347	27	39	.692	14	104	118	3.5	121	44	9	72	61	262	7.7

GRACE DALEY - #5

College: Tulane '00 | Born: October 27, 1986 (Barcelona, Spain) | Height: 5'6" | Weight: 147 | Signed: Acquired from Minnesota for 12th pick overall in 2001 draft

	GP	GS	MIN	FGM	FGA	FG%	3PM	3PA	3FG%	FTM	FTA	FT%	OR	DF	TOT	AVG.	AST	STL	BLK	TO	PF	PTS	AVG.
2001	15	0	66	10	21	.476	0	5	.000	5	9	.556	3	5	8	0.5	10	8	1	7	12	25	1.7
TOTALS	15	0	66	10	21	.476	0	5	.000	5	9	.556	3	5	8	0.5	10	8	1	7	12	25	1.7

JESSICA DAVENPORT - #50

College: Ohio State '07 | Born: June 24, 1985 (Columbus, Ohio) | Height: 6'5" | Weight: 215 | Signed: Selected 2nd in the 2007 Draft, acquired from San Antonio in exchange for Becky Hammon

	GP	GS	MIN	FGM	FGA	FG%	3PM	3PA	3FG%	FTM	FTA	FT%	OR	DF	TOT	AVG.	AST	STL	BLK	TO	PF	PTS	AVG.
2007	33	13	382	61	137	.445	0	1	.000	54	66	.818	22	66	88	2.7	9	7	29	44	65	176	5.3
2008	14	3	154	28	59	.475	0	0	.000	9	15	.600	12	28	40	2.9	4	4	10	18	27	65	4.6
TOTALS	47	16	536	89	196	.454	0	1	.000	63	81	.778	34	94	128	2.7	13	11	39	62	92	241	5.1

BETHANY DONAPHIN - #41

College: Stanford '02 | Born: August 27, 1980 (New York, N.Y.) | Height: 6'2" | Weight: 195 | Signed: Signed as free agent in 2003

	GP	GS	MIN	FGM	FGA	FG%	3PM	3PA	3FG%	FTM	FTA	FT%	OR	DF	TOT	AVG.	AST	STL	BLK	TO	PF	PTS	AVG.
2003	1	0	2	0	0	.000	0	0	.000	0	0	.000	0	0	0	0.0	0	0	0	0	0	0	0.0
2004	26	16	479	49	106	.462	0	0	.000	33	61	.541	30	41	71	0.6	16	11	8	21	60	131	5.0
TOTALS	27	16	481	49	106	.462	0	0	.000	33	61	.541	30	41	71	0.6	16	11	8	21	60	131	4.9

SHAY DORON - #2

College: Maryland '07 | Born: April 1, 1985 (Ramat Hasharon, Israel) | Height: 5'9" | Weight: 145 | Drafted: 2nd round in 2007 (16th Overall)

	GP	GS	MIN	FGM	FGA	FG%	3PM	3PA	3FG%	FTM	FTA	FT%	OR	DF	TOT	AVG.	AST	STL	BLK	TO	PF	PTS	AVG.
2007	7	2	35	4	11	.364	1	1	1.000	1	2	.500	0	3	3	0.4	0	3	0	1	2	10	1.4
TOTALS	7	2	35	4	11	.364	1	1	1.000	1	2	.500	0	3	3	0.4	0	3	0	1	2	10	1.4

MEGAN DUFFY - #13

College: Notre Dame '06 | Born: July 13, 1986 (Kettering, Ohio) | Height: 5'7" | Weight: 135 | Signed: Signed as a free agent in 2008

	GP	GS	MIN	FGM	FGA	FG%	3PM	3PA	3FG%	FTM	FTA	FT%	OR	DF	TOT	AVG.	AST	STL	BLK	TO	PF	PTS	AVG.
2008	6	0	45	2	6	.333	1	4	.250	6	6	1.000	0	2	2	0.3	3	0	0	5	6	11	1.8
TOTALS	6	0	45	2	6	.333	1	4	.250	6	6	1.000	0	2	2	0.3	3	0	0	5	6	11	1.8

SIMONE EDWARDS - #32

College: Iowa '97 | Born: November 17, 1973 (Kingston, JA) | Height: 6'4" | Weight: 164 | Signed: Assigned to the Liberty as a developmental player, 1997

	GP	GS	MIN	FGM	FGA	FG%	3PM	3PA	3FG%	FTM	FTA	FT%	OR	DF	TOT	AVG.	AST	STL	BLK	TO	PF	PTS	AVG.
DID NOT PLAY																							

BARBARA FARRIS - #54

College: Tulane '98 | Born: September 10, 1976 (New Orleans, La.) | Height: 6'3" | Weight: 195 | Signed: Signed as a free agent in 2006

	GP	GS	MIN	FGM	FGA	FG%	3PM	3PA	3FG%	FTM	FTA	FT%	OR	DF	TOT	AVG.	AST	STL	BLK	TO	PF	PTS	AVG.
2007	34	34	944	95	221	.430	0	3	.000	71	98	.724	56	122	178	5.2	51	21	5	65	105	261	7.7
2008	28	0	237	20	58	.345	0	0	.000	13	16	.813	16	27	43	1.5	13	6	1	19	32	53	1.9
TOTALS	62	34	1181	115	279	.412	0	3	.000	84	114	.737	72	149	221	3.6	64	27	6	84	137	314	5.1

MARINA FERRAGUT - #16

Country: Spain | Born: February 11, 1972 (Barcelona, Spain) | Height: 6'3" | Weight: 190 | Signed: Signed as a free agent 2000

	GP	GS	MIN	FGM	FGA	FG%	3PM	3PA	3FG%	FTM	FTA	FT%	OR	DF	TOT	AVG.	AST	STL	BLK	TO	PF	PTS	AVG.
2000	23	4	154	23	53	.434	3	10	.300	1	2	.500	4	13	17	0.7	4	0	2	11	34	50	2.2
TOTALS	23	4	154	23	53	.434	3	10	.300	1	2	.500	4	13	17	0.7	4	0	2	11	34	50	2.2

OLGA FIRSOVA - #00

College: Kansas State '00 | Born: April 23, 1979 (Kiev, Ukraine) | Height: 6'6" | Weight: 215 | Drafted: 1st round in 2000 (13th Overall)

	GP	GS	MIN	FGM	FGA	FG%	3PM	3PA	3FG%	FTM	FTA	FT%	OR	DF	TOT	AVG.	AST	STL	BLK	TO	PF	PTS	AVG.
2000	9	0	19	4	10	.400	0	1	.000	4	5	.800	0	4	4	0.4	1	0	1	2	8	12	1.3
TOTALS	9	0	19	4	10	.400	0	1	.000	4	5	.800	0	4	4	0.4	1	0	1	2	8	12	1.3

KISHA FORD - #5

College: Georgia Tech '97 | Born: April 4, 1975 (Baltimore, Md.) | Height: 5'10" | Weight: 153 | Drafted: 4th round in 1997 (27th Overall)

	GP	GS	MIN	FGM	FGA	FG%	3PM	3PA	3FG%	FTM	FTA	FT%	OR	DF	TOT	AVG.	AST	STL	BLK	TO	PF	PTS	AVG.
1997	28	3	473	43	114	.377	3	20	.150	27	44	.614	28	20	48	1.7	25	28	5	38	56	116	4.1
1998	30	0	471	60	138	.435	2	11	.182	25	40	.625	23	14	37	1.2	23	32	2	16	68	147	4.9
TOTALS	58	3	944	103	252	.409	5	31	.161	52	84	.619	51	34	85	1.5	48	60	7	54	124	263	4.5

DESIREE FRANCIS - #42

College: Iowa State '00 | Born: April 4, 1975 (Antigua, West Indies) | Height: 6'1" | Weight: 186 | Drafted: 2nd round in 2000 (29th Overall)

	GP	GS	MIN	FGM	FGA	FG%	3PM	3PA	3FG%	FTM	FTA	FT%	OR	DF	TOT	AVG.	AST	STL	BLK	TO	PF	PTS	AVG.
2000	1	0	2	0	1	.000	0	0	.000	0	0	.000	0	0	0	0.0	0	0	0	0	0	0	0.0
TOTALS	1	0	2	0	1	.000	0	0	.000	0	0	.000	0	0	0	0.0	0	0	0	0	0	0	0.0

LA'KEISHA FRET - #7

College: Georgia '97 | Born: June 12, 1975 (Carmel, Calif.) | Height: 6'3" | Weight: 170 | Signed: Signed to replacement contract in 2004

	GP	GS	MIN	FGM	FGA	FG%	3PM	3PA	3FG%	FTM	FTA	FT%	OR	DF	TOT	AVG.	AST	STL	BLK	TO	PF	PTS	AVG.
2004	16	2	276	41	85	.482	0	0	.000	20	31	.645	14	26	40	2.5	14	9	5	14	25	102	6.4
2005	33	1	361	42	88	.477	0	0	.000	14	19	.736	15	23	38	1.2	18	12	4	18	52	98	3.0
TOTALS	49	3	637	83	173	.479	0	0	.000	34	50	.680	29	49	78	1.6	32	21	9	32	77	200	4.1

LINDA FROHLICH - #31

College: Las Vegas '02 | Born: June 23, 1979 (Pforzheim, Germany) | Height: 6'2" | Weight: 185 | Drafted: 2nd round in 2002 (26th Overall)

	GP	GS	MIN	FGM	FGA	FG%	3PM	3PA	3FG%	FTM	FTA	FT%	OR	DF	TOT	AVG.	AST	STL	BLK	TO	PF	PTS	AVG.
2002	16	0	67	1	10	.100	0	4	.000	4	4	1.000	3	10	13	0.8	1	2	0	4	11	6	0.4
2003	26	0	214	31	72	.431	7	13	.538	14	22	.636	11	25	36	1.4	15	6	8	14	26	83	3.2
TOTALS	42	0	281	32	82	.390	7	17	.412	18	26	.692	14	35	49	1.2	16	8	8	18	37	89	2.1

EMILIE GOMIS - #33

Country: France | Born: October 18, 1983 (Ziguinchor, Senegal) | Height: 5'9" | Weight: 135 | Signed: Signed as a free agent in 2006

	GP	GS	MIN	FGM	FGA	FG%	3PM	3PA	3FG%	FTM	FTA	FT%	OR	DF	TOT	AVG.	AST	STL	BLK	TO	PF	PTS	AVG.
2006	2	0	15	0	4	.000	0	2	.000	3	4	.750	0	0	0	0.0	0	1	0	1	3	3	1.5
TOTALS	2	0	15	0	4	.000	0	2	.000	3	4	.750	0	0	0	0.0	0	1	0	1	3	3	1.5

KALANA GREENE - #22

College: Connecticut '10 | Born: July 13, 1987 (St. Stephen, S.C.) | Height: 5'10" | Weight: 170 | Signed: Signed as free agent in 2003

	GP	GS	MIN	FGM	FGA	FG%	3PM	3PA	3FG%	FTM	FTA	FT%	OR	DF	TOT	AVG.	AST	STL	BLK	TO	PF	PTS	AVG.
2010	33	0	519	64	138	.464	7	21	.333	15	24	.625	14	40	54	1.6	31	13	7	36	50	150	4.5
TOTALS	33	0	519	64	138	.464	7	21	.333	15	24	.625	14	40	54	1.6	31	13	7	36	50	150	4.5

BECKY HAMMON - #34

College: Colorado State '99 | Born: March 11, 1977 (Rapid City, S.D.) | Height: 5'6" | Weight: 136 | Signed: Signed as a free agent in 1999

	GP	GS	MIN	FGM	FGA	FG%	3PM	3PA	3FG%	FTM	FTA	FT%	OR	DF	TOT	AVG.	AST	STL	BLK	TO	PF	PTS	AVG.
1999	30	0	202	27	64	.422	11	38	.289	15	17	.882	2	17	19	0.6	17	6	0	24	27	80	2.7
2000	32	16	835	119	252	.472	52	141	.369	61	69	.884	19	45	64	2.0	58	29	1	62	55	351	11.0
2001	32	0	619	90	197	.457	42	111	.378	40	51	.784	10	42	52	1.6	51	27	1	48	46	262	8.2
2002	32	1	659	87	197	.442	44	114	.386	38	56	.679	18	50	68	2.1	54	25	0	55	49	256	8.0
2003	11	2	257	50	87	.575	23	49	.469	39	41	.951	1	20	21	1.9	18	10	1	27	13	162	14.7
2004	34	34	1130	153	354	.432	57	170	.335	97	116	.836	17	101	118	3.5	150	58	2	118	73	460	13.5
2005	34	34	1165	145	336	.432	65	178	.365	118	131	.901	20	94	114	3.4	146	60	2	107	77	473	13.9
2006	22	20	674	107	252	.425	37	108	.343	72	75	.960	6	60	66	3.0	81	29	3	65	46	323	14.7
TOTALS	227	107	5541	778	1739	.447	331	909	.364	480	556	.863	93	429	522	2.3	575	244	10	506	386	2367	10.4

KYM HAMPTON - #34

College: Arizona State '84 | Born: November 3, 1963 (Louisville, Ky.) | Height: 6'2" | Weight: 210 | Drafted: 1st round in 1997 (4th Overall)

	GP	GS	MIN	FGM	FGA	FG%	3PM	3PA	3FG%	FTM	FTA	FT%	OR	DF	TOT	AVG.	AST	STL	BLK	TO	PF	PTS	AVG.
1997	28	28	663	99	210	.471	0	1	.000	73	114	.640	52	111	163	5.8	38	39	19	49	68	271	9.7
1998	30	30	745	98	217	.452	0	1	.000	78	109	.716	53	128	181	6.0	26	33	15	62	90	274	9.1
1999	32	32	856	112	260	.431	1	2	.500	68	91	.747	61	118	179	5.6	22	22	18	51	110	293	9.2
TOTALS	90	90	2264	309	687	.450	1	4	.250	219	314	.697	166	357	523	5.8	86	94	52	162	268	838	9.3

CHARDE HOUSTON - #22

College: Connecticut '08 | Born: April 10, 1986 (Oceanside, Calif.) | Height: 6'0" | Weight: 180 | Signed: Signed as a Free Agent in 2014

	GP	GS	MIN	FGM	FGA	FG%	3PM	3PA	3FG%	FTM	FTA	FT%	OR	DF	TOT	AVG.	AST	STL	BLK	TO	PF	PTS	AVG.
2014	17	0	142	23	51	.451	1	8	.125	9	13	.692	6	11	17	1.0	10	9	6	15	25	56	3.3
TOTALS	17	0	142	23	51	.451	1	8	.125	9	13	.692	6	11	17	1.0	10	9	6	15	25	56	3.3

KORIE HLEDE - #7

College: Duquesne '98 | Born: March 29, 1975 (Zagreb, Croatia) | Height: 5'9" | Weight: 155 | Signed: Acquired from Utah Starzz for 14th pick in 2002

	GP	GS	MIN	FGM	FGA	FG%	3PM	3PA	3FG%	FTM	FTA	FT%	OR	DF	TOT	AVG.	AST	STL	BLK	TO	PF	PTS	AVG.
1999	16	0	129	11	26	.423	0	1	.000	4	9	.444	4	12	16	1.0	12	6	2	21	24	26	1.6
TOTALS	16	0	129	11	26	.423	0	1	.000	4	9	.444	4	12	16	1.0	12	6	2	21	24	26	1.6

TIFFANY JACKSON - #3

College: Texas '07 | Born: April 26, 1985 (Longview, Texas) | Height: 6'3" | Weight: 185 | Drafted: 1st round in 2007 (5th Overall)

	GP	GS	MIN	FGM	FGA	FG%	3PM	3PA	3FG%	FTM	FTA	FT%	OR	DF	TOT	AVG.	AST	STL	BLK	TO	PF	PTS	AVG.
2007	34	0	474	64	154	.416	0	0	.000	45	79	.570	31	73	104	3.1	19	23	12	49	66	173	5.1
2008	25	0	496	81	157	.516	0	0	.000	46	73	.630	47	96	143	5.7	26	24	8	48	46	208	8.3
2009	34	9	495	67	149	.450	0	0	.000	46	64	.719	35	81	116	3.4	24	21	13	43	55	180	5.3
2010	9	0	124	10	27	.370	0	0	.000	19	25	.760	5	23	28	3.1	4	6	1	7	14	39	4.3
TOTALS	102	9	1589	222	487	.456	0	0	.000	156	241	.647	118	273	391	3.8	73	74	34	147	181	600	5.9

JANESSA "CHUCKY" JEFFREY - #28

College: Colorado '13 | Born: May 8, 1991 (Colorado Springs, Colo.) | Height: 5'10" | Weight: 152 | Drafted: Signed free agent, 2013

	GP	GS	MIN	FGM	FGA	FG%	3PM	3PA	3FG%	FTM	FTA	FT%	OR	DF	TOT	AVG.	AST	STL	BLK	TO	PF	PTS	AVG.
2013	2	0	6	0	2	.000	0	1	.000	2	2	1.000	0	1	1	0.5	0	2	0	0	0	2	1.0
2014	15	0	72	7	17	.412	0	1	.000	1	4	.250	3	12	15	1.0	3	6	1	4	7	15	1.0
TOTALS	17	0	78	7	19	.368	0	1	.000	3	6	.500	3	13	16	0.9	3	8	1	4	7	17	1.0

VICKIE JOHNSON - #55

College: Louisiana Tech '96 | Born: April 15, 1972 (Shreveport, La.) | Height: 5'9" | Weight: 150 | Drafted: 2nd round in 1997 (12th Overall)

	GP	GS	MIN	FGM	FGA	FG%	3PM	3PA	3FG%	FTM	FTA	FT%	OR	DF	TOT	AVG.	AST	STL	BLK	TO	PF	PTS	AVG.
1997	26	25	789	108	269	.401	4	21	.190	27	35	.771	46	64	110	4.2	66	19	4	49	52	247	9.5
1998	30	30	905	146	327	.446	21	56	.375	63	82	.768	44	70	114	3.8	74	31	7	45	70	376	12.5
1999	32	32	1082	165	394	.419	25	71	.352	72	86	.837	43	99	142	4.4	106	44	1	66	77	427	13.3
2000	31	31	1023	143	324	.441	27	71	.380	67	76	.882	40	97	137	4.4	77	22	5	57	48	380	12.3
2001	32	32	939	135	326	.414	30	82	.366	53	70	.757	23	84	107	3.3	87	35	4	52	62	353	11.0
2002	31	31	1028	139	305	.456	32	76	.421	49	61	.803	42	67	109	3.5	86	27	4	45	60	359	11.6
2003	32	32	1042	158	345	.458	35	96	.365	79	92	.859	30	65	95	3.0	75	29	7	55	65	430	13.4
2004	34	34	1119	121	293	.413	17	60	.283	62	70	.886	37	84	121	3.6	124	25	4	71	75	321	9.4
2005	34	34	1023	129	272	.474	30	84	.357	65	84	.774	37	81	118	3.5	92	23	2	44	56	353	10.4
TOTALS	282	281	8950	1244	2855	.436	221	617	.358	537	656	.819	342	711	1053	3.7	787	255	38	484	565	3246	11.5

CATHERINE KRAAYEVELD - #33

College: Oregon '05 | Born: August 30, 1981 (Bellevue, Wash.) | Height: 6'4" | Weight: 180 | Signed: Signed as a free agent in 2005

	GP	GS	MIN	FGM	FGA	FG%	3PM	3PA	3FG%	FTM	FTA	FT%	OR	DF	TOT	AVG.	AST	STL	BLK	TO	PF	PTS	AVG.
2007	34	0	474	64	154	.416	0	0	.000	45	79	.570	31	73	104	3.1	19	23	12	49	66	173	5.1
2008	25	0	496	81	157	.516	0	0	.000	46	73	.630	47	96	143	5.7	26	24	8	48	46	208	8.3
2009	34	9	495	67	149	.450	0	0	.000	46	64	.719	35	81	116	3.4	24	21	13	43	55	180	5.3
2010	9	0	124	10	27	.370	0	0	.000	19	25	.760	5	23	28	3.1	4	6	1	7	14	39	4.3
TOTALS	102	9	1589	222	487	.456	0	0	.000	156	241	.647	118	273	391	3.8	73	74	34	147	181	600	5.9

NATASHA LACY - #4

College: UTEP '08 | Born: July 8, 1985 (El Paso, Texas) | Height: 5'10" | Weight: 165 | Signed: Signed as a free agent in 2014

	GP	GS	MIN	FGM	FGA	FG%	3PM	3PA	3FG%	FTM	FTA	FT%	OR	DF	TOT	AVG.	AST	STL	BLK	TO	PF	PTS	AVG.
2007	34	0	474	64	154	.416	0	0	.000	45	79	.570	31	73	104	3.1	19	23	12	49	66	173	5.1
2008	25	0	496	81	157	.516	0	0	.000	46	73	.630	47	96	143	5.7	26	24	8	48	46	208	8.3
2009	34	9	495	67	149	.450	0	0	.000	46	64	.719	35	81	116	3.4	24	21	13	43	55	180	5.3
2010	9	0	124	10	27	.370	0	0	.000	19	25	.760	5	23	28	3.1	4	6	1	7	14	39	4.3
TOTALS	102	9	1589	222	487	.456	0	0	.000	156	241	.647	118	273	391	3.8	73	74	34	147	181	600	5.9

VENUS LACY - #5

College: Louisiana Tech '88 | Born: February 9, 1967 (Ruston, La.) | Height: 6'4" | Weight: 234 | Signed: Signed as a free agent in 1999

	GP	GS	MIN	FGM	FGA	FG%	3PM	3PA	3FG%	FTM	FTA	FT%	OR	DF	TOT	AVG.	AST	STL	BLK	TO	PF	PTS	AVG.
1999	17	0	111	10	24	.417	0	0	.000	12	15	.800	7	13	20	1.2	1	3	4	14	24	32	1.9
2000	2	2	18	2	5	.400	0	0	.000	2	4	.500	1	4	5	2.5	0	0	0	2	0	6	3.0
TOTALS	19	2	129	12	29	.414	0	0	.000	14	19	.737	8	17	25	1.3	1	3	4	16	24	38	2.0

ERLANA LARKINS - #24

College: North Carolina '08 | Born: April 2, 1986 (West Palm Beach, Fla.) | Height: 6'1" | Weight: 210 | Drafted: 1st round in 2008 (14th Overall)

	GP	GS	MIN	FGM	FGA	FG%	3PM	3PA	3FG%	FTM	FTA	FT%	OR	DF	TOT	AVG.	AST	STL	BLK	TO	PF	PTS	AVG.
2008	27	0	335	48	94	.511	0	0	.000	33	56	.589	38	35	73	2.7	18	10	7	35	54	129	4.8
2009	18	0	137	14	33	.424	0	0	.000	16	23	.696	11	20	31	1.7	8	9	4	16	19	44	2.4
TOTALS	45	0	472	62	127	.488	0	0	.000	49	79	.620	49	55	104	2.3	26	19	11	51	73	173	3.8

EDWIGE LAWSON-WADE - #8

Country: France | Born: May 14, 1979 (Rennes, France) | Height: 5'6" | Weight: 130 | Signed: Signed as a free agent in 2005

	GP	GS	MIN	FGM	FGA	FG%	3PM	3PA	3FG%	FTM	FTA	FT%	OR	DF	TOT	AVG.	AST	STL	BLK	TO	PF	PTS	AVG.
2005	2	0	12	0	4	.000	0	2	.000	2	2	1.000	0	2	2	1.0	0	0	0	0	2	2	1.0
TOTALS	2	0	12	0	4	.000	0	2	.000	2	2	1.000	0	2	2	1.0	0	0	0	0	2	2	1.0

KATARINA LAZIC - #10

Country: Yugoslavia | Born: May 25, 1980 (Yugoslavia) | Height: 5'10" | Weight: 147 | Signed: Signed as a free agent in 2001

	GP	GS	MIN	FGM	FGA	FG%	3PM	3PA	3FG%	FTM	FTA	FT%	OR	DF	TOT	AVG.	AST	STL	BLK	TO	PF	PTS	AVG.
2001	8	0	55	8	20	.400	0	2	.000	1	2	.500	2	4	6	0.8	3	3	0	10	9	17	2.1
TOTALS	8	0	55	8	20	.400	0	2	.000	1	2	.500	2	4	6	0.8	3	3	0	10	9	17	2.1

REBECCA LOBO - #50

College: Connecticut '95 | Born: October 6, 1973 (Hartford, Conn.) | Height: 6'4" | Weight: 180 | Acquired: Allocated to the Liberty in 1997

	GP	GS	MIN	FGM	FGA	FG%	3PM	3PA	3FG%	FTM	FTA	FT%	OR	DF	TOT	AVG.	AST	STL	BLK	TO	PF	PTS	AVG.
1997	28	28	939	133	354	.376	18	63	.286	64	105	.610	62	141	203	7.3	53	26	51	88	73	348	12.4
1998	30	30	875	136	281	.484	12	39	.308	66	93	.710	70	137	207	6.9	44	17	33	67	98	350	11.7
1999	1	1	1	0	0	.000	0	0	.000	0	0	.000	1	0	1	1.0	0	0	0	1	0	0	0.0
2001	16	0	85	7	22	.318	1	2	.500	2	4	.500	2	12	14	0.9	1	2	0	7	16	17	1.1
TOTALS	75	59	1900	276	657	.420	31	104	.298	132	202	.653	135	290	425	5.7	98	45	84	163	187	715	9.5

SHEA MAHONEY - #30

College: Western Kentucky '99 | Born: July 3, 1977 (McKee, Ky.) | Height: 6'2" | Weight: 180 | Signed: Signed as a free agent in 2000

	GP	GS	MIN	FGM	FGA	FG%	3PM	3PA	3FG%	FTM	FTA	FT%	OR	DF	TOT	AVG.	AST	STL	BLK	TO	PF	PTS	AVG.
2001	15	3	158	11	38	.289	1	5	.200	4	8	.500	10	20	30	2.0	4	2	1	5	14	27	1.8
TOTALS	15	3	158	11	38	.289	1	5	.200	4	8	.500	10	20	30	2.0	4	2	1	5	14	27	1.8

JANEL MCCARVILLE - #4

College: Minnesota '05 | Born: November 3, 1982 (Stevens Point, Wis.) | Height: 6'2" | Weight: 205 | Acquired: Acquired in Dispersal Draft through Charlotte in 2007

	GP	GS	MIN	FGM	FGA	FG%	3PM	3PA	3FG%	FTM	FTA	FT%	OR	DF	TOT	AVG.	AST	STL	BLK	TO	PF	PTS	AVG.
2007	32	21	677	136	249	.546	0	1	.000	60	72	.833	45	107	152	4.8	36	39	20	79	72	332	10.4
2008	31	31	816	168	314	.535	0	8	.000	89	115	.774	52	116	168	5.4	66	45	26	67	78	425	13.7
2009	32	32	848	151	301	.502	1	3	.333	90	107	.841	63	112	175	5.5	88	41	44	86	79	393	12.3
2010	34	34	967	127	275	.462	3	11	.273	41	50	.820	66	134	200	5.9	74	46	23	86	88	298	8.8
TOTALS	129	118	3308	582	1139	.511	4	23	.174	280	344	.814	226	469	695	5.4	264	171	113	318	317	1448	11.2

SHANCE MCKINNEY - #24

College: LSU '14 | Born: August 25, 1992 (Mobile, Ala.) | Height: 6'4" | Weight: 205 | Signed: Signed as free agent in 2014

	GP	GS	MIN	FGM	FGA	FG%	3PM	3PA	3FG%	FTM	FTA	FT%	OR	DF	TOT	AVG.	AST	STL	BLK	TO	PF	PTS	AVG.
2014	24	0	164	16	38	.421	0	0	.000	12	24	.500	18	16	34	1.4	7	2	4	6	21	44	1.8
TOTALS	24	0	164	16	38	.421	0	0	.000	12	24	.500	18	16	34	1.4	7	2	4	6	21	44	1.8

TAJ MCWILLIAMS-FRANKLIN - #7

College: St. Edwards '99 | Born: October 20, 1970 (El Paso, Texas) | Height: 6'2" | Weight: 184 | Signed: Signed as free agent in 2010

	GP	GS	MIN	FGM	FGA	FG%	3PM	3PA	3FG%	FTM	FTA	FT%	OR	DF	TOT	AVG.	AST	STL	BLK	TO	PF	PTS	AVG.
2010	34	34	994	140	274	.511	6	23	.261	76	92	.826	74	110	184	5.4	69	47	30	52	101	362	10.6
TOTALS	34	34	994	140	274	.511	6	23	.261	76	92	.826	74	110	184	5.4	69	47	30	52	101	363	10.6

DELISHA MILTON-JONES - #1

College: Florida '97 | Born: September 11, 1974 (Riceboro, Ga.) | Height: 5'1" | Weight: 185 | Signed: Signed as free agent in 2013

	GP	GS	MIN	FGM	FGA	FG%	3PM	3PA	3FG%	FTM	FTA	FT%	OR	DF	TOT	AVG.	AST	STL	BLK	TO	PF	PTS	AVG.
2013	11	2	213	23	66	.348	2	10	.200	26	33	.788	9	27	36	3.3	19	5	3	17	24	74	6.7
2014	19	2	319	46	114	.404	2	10	.200	15	21	.714	11	36	47	2.5	20	8	6	20	38	109	5.7
TOTALS	30	4	532	69	180	.383	4	20	.200	41	54	.759	20	63	83	2.8	39	13	9	37	62	183	6.1

LEILANI MITCHELL- #5

College: Utah '08 | Born: June 15, 1985 (Richland, Wash.) | Height: 5'5" | Weight: 130 | Acquired: Acquired rights via trade with Phoenix Mercury in exchange for New York's 2009 third round draft pick, 2008

	GP	GS	MIN	FGM	FGA	FG%	3PM	3PA	3FG%	FTM	FTA	FT%	OR	DF	TOT	AVG.	AST	STL	BLK	TO	PF	PTS	AVG.
2008	34	5	518	39	105	.371	19	47	.404	34	42	.810	14	43	57	1.7	97	17	3	39	43	131	3.9
2009	34	2	436	30	100	.300	14	52	.269	6	6	1.000	8	33	41	1.2	76	9	2	26	46	80	2.4
2010	34	34	978	105	238	.441	72	148	.486	35	43	.814	25	63	88	2.6	130	55	6	51	79	317	9.3
2011	34	30	864	69	184	.375	43	118	.364	8	10	.800	17	56	73	2.1	100	44	3	43	77	189	5.6
2012	34	25	908	79	193	.409	53	129	.411	9	12	.750	21	63	84	2.5	103	35	5	53	72	220	6.5
2013	34	9	633	54	133	.406	32	85	.376	30	35	.857	18	53	71	2.1	66	26	4	34	37	170	5.0
TOTALS	204	105	4337	376	953	.395	233	579	.402	122	148	.824	103	311	414	2.0	572	186	23	246	354	1107	5.4

ALEX MONTGOMERY - #21

College: Georgia Tech '11 | Born: November 12, 1988 (Tacoma, Wash.) | Height: 5'5" | Weight: 130 | Drafted: 1st Round in 2011 (10th Overall)

	GP	GS	MIN	FGM	FGA	FG%	3PM	3PA	3FG%	FTM	FTA	FT%	OR	DF	TOT	AVG.	AST	STL	BLK	TO	PF	PTS	AVG.
2011	30	0	271	28	85	.329	8	18	.444	11	17	.647	15	39	54	1.8	21	10	7	19	33	75	2.5
2012	26	0	210	24	64	.375	8	23	.348	8	11	.727	17	31	48	1.8	11	15	2	14	23	64	2.5
2013	34	0	782	86	224	.384	13	43	.302	22	26	.846	36	141	177	5.2	57	22	8	57	75	207	6.1
2014	34	20	745	70	171	.409	28	65	.431	1	11	.091	35	98	133	3.9	34	24	6	39	87	179	5.3
TOTALS	124	20	2008	208	544	.382	57	149	.383	42	65	.646	103	309	412	3.3	123	71	23	129	218	525	4.2

LOREE MOORE - #21

College: Tennessee '11 | Born: March 21, 1983 (Carson, Calif.) | Height: 5'9" | Weight: 165 | Drafted: 1st Round in 2005 (10th Overall)

	GP	GS	MIN	FGM	FGA	FG%	3PM	3PA	3FG%	FTM	FTA	FT%	OR	DF	TOT	AVG.	AST	STL	BLK	TO	PF	PTS	AVG.
2005	24	0	197	9	23	.391	0	2	.000	4	9	.444	4	23	27	1.1	19	10	0	25	12	22	0.9
2006	34	29	952	68	201	.338	35	96	.365	37	51	.725	31	113	144	4.2	122	61	10	65	90	208	6.1
2007	34	33	1163	119	289	.412	55	135	.407	34	58	.586	40	98	138	4.1	163	75	5	99	93	327	9.6
2008	29	29	809	55	161	.342	24	83	.289	20	24	.833	30	82	112	3.9	132	44	4	77	71	154	5.3
2009	34	32	941	78	233	.335	26	100	.260	33	48	.688	19	106	125	3.7	133	66	2	78	55	21	0.6
TOTALS	155	123	4062	329	907	.363	140	416	.337	128	190	.674	124	422	546	3.5	569	256	21	344	321	732	4.7

TAMARA MOORE - #15

College: Wisconsin '02 | Born: April 11, 1980 (Minneapolis, Minn.) | Height: 5'10" | Weight: 176 | Signed: Signed as a free agent in 2005

	GP	GS	MIN	FGM	FGA	FG%	3PM	3PA	3FG%	FTM	FTA	FT%	OR	DF	TOT	AVG.	AST	STL	BLK	TO	PF	PTS	AVG.
2005	7	0	48	4	6	.667	1	3	.333	2	2	1.000	0	7	7	1.0	6	0	0	4	6	11	1.6
TOTALS	7	0	48	4	6	.667	1	3	.333	2	2	1.000	0	7	7	1.0	6	0	0	4	6	11	1.6

SUSAN MORAN - #10

College: St. Joseph's '02 | Born: January 17, 1980 (Dublin, Ireland) | Height: 5'9" | Weight: 152 | Signed: Signed as a free agent in 2002

	GP	GS	MIN	FGM	FGA	FG%	3PM	3PA	3FG%	FTM	FTA	FT%	OR	DF	TOT	AVG.	AST	STL	BLK	TO	PF	PTS	AVG.
2002	INJURED- DID NOT PLAY																						

ANDREA NAGY - #16

College: Florida International '95 | Born: November 16, 1971 (Budapest, Hungary) | Height: 5'7" | Weight: 147 | Acquired: Acquired from the Washington Mystics for the 28th and 44th pick in the 2001 draft

	GP	GS	MIN	FGM	FGA	FG%	3PM	3PA	3FG%	FTM	FTA	FT%	OR	DF	TOT	AVG.	AST	STL	BLK	TO	PF	PTS	AVG.
2001	23	0	213	13	31	.419	6	12	.500	2	4	.500	0	9	9	0.4	24	2	3	23	25	34	1.5
TOTALS	23	0	213	13	31	.419	6	12	.500	2	4	.500	0	9	9	0.4	24	2	3	23	25	34	1.5

CHRISTELLE N'GARSANET - #14

College: Missouri '06 | Born: June 23, 1983 (Abidjan, Cote d'Ivoire) | Height: 6'3" | Weight: 168 | Drafted: 3rd round in 2006 (37th Overall)

	GP	GS	MIN	FGM	FGA	FG%	3PM	3PA	3FG%	FTM	FTA	FT%	OR	DF	TOT	AVG.	AST	STL	BLK	TO	PF	PTS	AVG.
1997	28	28	867	140	345	.406	44	126	.349	83	111	.748	30	54	84	3.0	64	49	7	77	62	407	14.5
1998	30	30	898	144	359	.401	33	96	.344	92	117	.786	33	58	91	3.0	57	40	4	73	54	413	13.8
1999	32	23	581	97	245	.396	28	78	.359	49	69	.710	20	27	47	1.5	37	33	2	48	54	271	8.5
TOTALS	90	81	2346	381	949	.401	105	300	.350	224	297	.754	83	139	222	2.5	158	122	13	198	170	1091	12.1

VANESSA NYGAARD - #17

College: Stanford '98 | Born: March 13, 1975 (Scottsdale, Ariz.) | Height: 6'1" | Weight: 175 | Drafted: 4th round in 1998 (39th Overall)

	GP	GS	MIN	FGM	FGA	FG%	3PM	3PA	3FG%	FTM	FTA	FT%	OR	DF	TOT	AVG.	AST	STL	BLK	TO	PF	PTS	AVG.
1998	Injured- Did Not Play																						

BERNADETTE NGOYISA - #50

Country: Congo | Born: August 26, 1982 (Republic of the Congo) | Height: 6'4" | Weight: 195 | Signed: Signed as free agent in 2002

	GP	GS	MIN	FGM	FGA	FG%	3PM	3PA	3FG%	FTM	FTA	FT%	OR	DF	TOT	AVG.	AST	STL	BLK	TO	PF	PTS	AVG.
2002	7	0	12	3	5	.600	0	0	.000	0	0	.000	1	4	5	0.7	0	0	2	0	2	6	0.9
TOTALS	7	0	12	3	5	.600	0	0	.000	0	0	.000	1	4	5	0.7	0	0	2	0	2	6	0.9

JASMINA PERAZIC-GIPE - #13

College: Maryland '83 | **Born:** December 6, 1960 (Novi Sad, Serbia, Yugoslavia) | **Height:** 6'1" | **Weight:** 170 | **Signed:** Signed as a free agent in 1997

	GP	GS	MIN	FGM	FGA	FG%	3PM	3PA	3FG%	FTM	FTA	FT%	OR	DF	TOT	AVG.	AST	STL	BLK	TO	PF	PTS	AVG.
1997	9	0	47	5	13	.385	0	3	.000	0	0	.000	2	9	11	1.2	4	3	0	7	1	10	1.1
TOTALS	9	0	47	5	13	.385	0	3	.000	0	0	.000	2	9	11	1.2	4	3	0	7	1	10	1.1

TARI PHILLIPS - #24

College: Central Florida '91 | **Born:** March 6, 1970 (Orlando, Fla.) | **Height:** 6'1" | **Weight:** 200 | **Acquired:** Acquired from Portland for Carolyn Young in 2000

	GP	GS	MIN	FGM	FGA	FG%	3PM	3PA	3FG%	FTM	FTA	FT%	OR	DF	TOT	AVG.	AST	STL	BLK	TO	PF	PTS	AVG.
2000	31	30	978	170	364	.467	2	8	.250	85	130	.654	86	161	247	8.0	28	59	21	85	110	427	13.8
2001	32	32	1049	208	410	.507	0	4	.000	73	125	.584	89	168	257	8.0	34	48	17	84	110	489	15.3
2002	32	31	1009	183	373	.491	0	2	.000	85	126	.675	69	154	223	7.0	41	58	14	93	113	451	14.1
2003	33	32	1033	142	358	.397	1	5	.200	87	134	.649	99	181	280	8.8	56	56	28	92	118	372	11.6
2004	13	13	311	33	95	.347	0	0	.000	21	46	.457	28	42	70	5.4	16	14	10	33	41	87	6.7
TOTALS	141	138	4380	736	1600	.460	3	19	.158	351	561	.626	371	706	1077	7.6	175	235	90	387	492	1826	13.0

PLENETTE PIERSON - #33

College: Texas Tech '03 | **Born:** August 31, 1981 (Houston, Texas) | **Height:** 6'2" | **Weight:** 178 | **Acquired:** Traded in exchange for Tiffany Jackson in 2010

	GP	GS	MIN	FGM	FGA	FG%	3PM	3PA	3FG%	FTM	FTA	FT%	OR	DF	TOT	AVG.	AST	STL	BLK	TO	PF	PTS	AVG.
2010	25	0	418	87	190	.458	1	4	.250	49	60	.817	25	69	94	3.8	28	17	8	46	67	224	9.0
2011	33	33	945	173	362	.478	2	10	.200	79	98	.806	62	110	172	5.2	45	38	30	62	89	427	12.9
2012	26	24	641	122	262	.466	5	18	.278	63	83	.759	48	93	141	5.4	61	19	23	61	53	312	12.0
2013	32	27	883	147	367	.401	0	7	.000	77	107	.720	63	123	186	5.8	80	16	20	79	68	371	11.6
2014	33	8	573	80	176	.455	0	3	.000	79	92	.859	30	73	103	3.1	38	14	4	46	73	239	7.2
TOTALS	149	92	3460	609	1357	.449	7	38	.184	347	440	.789	228	468	696	4.7	252	104	85	294	350	1573	10.6

CAPPIE PONDEXTER - #33

College: Rutgers '06 | **Born:** January 7, 1983 (Oceanside, Calif.) | **Height:** 5'9" | **Weight:** 160 | **Acquired:** Acquired from Phoenix via three-team trade in exchange for Shameka Christon and Cathrine Kraayeveld in 2010

	GP	GS	MIN	FGM	FGA	FG%	3PM	3PA	3FG%	FTM	FTA	FT%	OR	DF	TOT	AVG.	AST	STL	BLK	TO	PF	PTS	AVG.
2010	34	34	1167	254	526	.483	64	149	.430	157	176	.892	21	132	153	4.5	165	30	4	81	88	729	21.4
2011	34	34	1151	212	528	.402	58	168	.345	109	134	.813	22	117	139	4.1	160	43	10	93	69	591	17.4
2012	34	34	1162	249	573	.435	53	162	.327	144	166	.867	20	134	154	4.5	146	43	7	106	72	695	20.4
2013	30	30	1027	171	475	.360	38	103	.369	127	156	.814	15	120	135	4.5	119	31	4	104	50	507	16.9
2014	34	34	1052	161	415	.388	23	83	.277	103	134	.769	22	92	114	3.4	132	34	4	89	41	448	13.2
TOTALS	166	166	5559	1047	2517	.416	236	665	.355	640	766	.836	100	595	695	4.2	722	181	29	473	320	2970	17.9

NICOLE POWELL - #14

College: Stanford '04 | **Born:** June 22, 1982 (Sierra Vista, Ariz.) | **Height:** 6'2" | **Weight:** 170 | **Drafted:** Selected in the WNBA Dispersal Draft in 2009

	GP	GS	MIN	FGM	FGA	FG%	3PM	3PA	3FG%	FTM	FTA	FT%	OR	DF	TOT	AVG.	AST	STL	BLK	TO	PF	PTS	AVG.
2010	34	34	895	112	288	.389	66	167	.395	26	31	.839	33	110	143	4.2	76	34	7	48	67	316	9.3
2011	33	33	935	118	288	.410	54	153	.353	29	32	.906	32	108	140	4.2	76	45	10	65	74	319	9.7
2012	34	21	922	89	214	.416	47	121	.388	13	15	.867	41	106	147	4.3	48	45	14	49	63	238	7.0
TOTALS	101	88	2752	319	790	.404	167	441	.379	68	78	.872	106	324	430	4.3	200	124	31	162	204	873	8.6

SAMANTHA PRAHALIS - #12

College: Ohio State '12 | **Born:** January 23, 1990 (Commack, N.Y.) | **Height:** 5'7" | **Weight:** 142 | **Signed:** Signed as free agent in 2013

	GP	GS	MIN	FGM	FGA	FG%	3PM	3PA	3FG%	FTM	FTA	FT%	OR	DF	TOT	AVG.	AST	STL	BLK	TO	PF	PTS	AVG.
2013	3	0	8	0	0	.000	0	0	.000	0	0	.000	0	2	2	0.7	1	1	0	3	1	0	0.0
TOTALS	3	0	8	0	0	.000	0	0	.000	0	0	.000	0	2	2	0.7	1	1	0	3	1	0	0.0

HAJDANA RADUNOVIC - #7

Country: Yugoslavia | **Born:** January 10, 1978 (Yugoslavia) | **Height:** 6'3" | **Weight:** 187 | **Signed:** Signed as a free agent in 2001

	GP	GS	MIN	FGM	FGA	FG%	3PM	3PA	3FG%	FTM	FTA	FT%	OR	DF	TOT	AVG.	AST	STL	BLK	TO	PF	PTS	AVG.
2001	4	0	9	1	2	.500	0	0	.000	2	2	1.000	1	3	4	1.0	0	0	1	2	3	4	1.0
TOTALS	4	0	9	1	2	.500	0	0	.000	2	2	1.000	1	3	4	1.0	0	0	1	2	3	4	1.0

KATELAN REDMON - #30

College: Gonzaga '12 | **Born:** October 11, 1988 (Spokane, Wash.) | **Height:** 6'1" | **Weight:** 185 | **Drafted:** 3rd round in 2012 (36th Overall)

	GP	GS	MIN	FGM	FGA	FG%	3PM	3PA	3FG%	FTM	FTA	FT%	OR	DF	TOT	AVG.	AST	STL	BLK	TO	PF	PTS	AVG.
2012	7	0	42	3	14	.214	0	1	.000	1	2	.500	5	3	8	1.1	2	3	0	3	8	7	1.0
TOTALS	7	0	42	3	14	.214	0	1	.000	1	2	.500	5	3	8	1.1	2	3	0	3	8	7	1.0

CRYSTAL ROBINSON - #3

College: SE Oklahoma State '96 | **Born:** January 22, 1974 (Atoka, Okla.) | **Height:** 5'10" | **Weight:** 175 | **Drafted:** 1st round in 1999 (6th Overall)

	GP	GS	MIN	FGM	FGA	FG%	3PM	3PA	3FG%	FTM	FTA	FT%	OR	DF	TOT	AVG.	AST	STL	BLK	TO	PF	PTS	AVG.
1999	32	9	901	125	285	.439	76	174	.437	49	58	.845	38	51	89	2.8	49	44	11	46	78	375	11.7
2000	27	14	722	86	201	.428	36	102	.353	30	33	.909	26	42	68	2.5	48	23	10	33	74	238	8.8
2001	32	32	980	123	267	.461	70	168	.417	26	29	.897	23	69	92	2.9	83	32	8	28	86	342	10.7
2002	32	32	1068	126	302	.417	67	181	.370	59	72	.819	22	70	92	2.9	81	48	12	52	101	378	11.8
2003	33	33	1078	143	326	.439	62	168	.369	47	56	.839	13	57	70	2.1	63	40	13	43	94	395	12.0

2004	28	27	890	122	279	.437	55	144	.382	40	43	.930	19	64	83	3.0	58	24	8	33	77	339	12.1
2005	32	31	969	85	224	.379	34	107	.318	30	38	.789	29	71	100	3.1	58	21	5	38	86	234	7.3
TOTALS	216	178	6608	810	1884	.430	400	1044	.383	281	329	.854	170	424	594	2.8	440	232	67	273	596	2301	10.7

SUGAR ROGERS - #14

College: Georgetown '13 | Born: December 8, 1989 (Suffolk, Va.) | Height: 5'9" | Weight: 160 | Acquired: Acquired from Minnesota Lynx for 2015 3rd round picks in 2014

	GP	GS	MIN	FGM	FGA	FG%	3PM	3PA	3FG%	FTM	FTA	FT%	OR	DF	TOT	AVG.	AST	STL	BLK	TO	PF	PTS	AVG.
2014	34	0	564	72	204	.353	24	83	.289	36	49	.735	14	56	70	2.1	44	23	10	33	52	204	6.0
2015	33	5	618	84	247	.340	41	128	.320	59	57	1.035	23	50	73	2.2	48	24	7	33	70	268	8.1
TOTALS	67	5	1182	156	451	.346	65	211	.308	95	106	.896	37	106	143	2.1	92	47	17	66	122	472	7.0

KELLY SCHUMACHER - #17

College: Connecticut '01 | Born: October 14, 1977 (Cincinnati, Ohio) | Height: 6'5" | Weight: 183 | Acquired: Acquired from Indiana in 2006

	GP	GS	MIN	FGM	FGA	FG%	3PM	3PA	3FG%	FTM	FTA	FT%	OR	DF	TOT	AVG.	AST	STL	BLK	TO	PF	PTS	AVG.
2006	21	21	539	58	141	.411	2	8	.250	45	63	.714	38	78	116	5.5	23	3	25	35	68	163	7.8
TOTALS	21	21	539	58	141	.411	2	8	.250	45	63	.714	38	78	116	5.5	23	3	25	35	68	163	7.8

K.B. SHARP - #32

College: Cincinnati '03 | Born: April 18, 1981 (Columbus, Ohio) | Height: 5'9" | Weight: 149 | Drafted: 2nd round in 2003 (26th Overall)

	GP	GS	MIN	FGM	FGA	FG%	3PM	3PA	3FG%	FTM	FTA	FT%	OR	DF	TOT	AVG.	AST	STL	BLK	TO	PF	PTS	AVG.
2003	30	0	398	28	71	.394	7	24	.292	31	39	.795	11	21	32	1.1	37	14	0	26	15	94	3.1
2004	30	0	240	9	37	.243	0	12	.000	11	12	.917	5	16	21	0.7	33	6	1	20	7	29	1.0
TOTALS	60	0	638	37	108	.343	7	36	.194	42	51	.824	16	37	53	0.9	70	20	1	46	22	123	2.1

JENNIFER SMITH - #54

College: Michigan '04 | Born: April 4, 1982 (Lansing, Mich.) | Height: 6'3" | Weight: 198 | Signed: Signed as a free agent in 2005

	GP	GS	MIN	FGM	FGA	FG%	3PM	3PA	3FG%	FTM	FTA	FT%	OR	DF	TOT	AVG.	AST	STL	BLK	TO	PF	PTS	AVG.
2005	2	0	7	0	1	.000	0	0	.000	0	0	.000	0	0	0	0.0	0	0	0	0	0	0	0.0
TOTALS	2	0	7	0	1	.000	0	0	.000	0	0	.000	0	0	0	0.0	0	0	0	0	0	0	0.0

SIDNEY SPENCER - #6

College: Tennessee '07 | Born: March 7, 1985 (Hoover, Ala.) | Height: 6'3" | Weight: 183 | Acquired: Acquired rights via trade with Los Angeles in exchange for the Liberty's 2010 first round draft pick

	GP	GS	MIN	FGM	FGA	FG%	3PM	3PA	3FG%	FTM	FTA	FT%	OR	DF	TOT	AVG.	AST	STL	BLK	TO	PF	PTS	AVG.
2009	33	0	340	34	88	.386	22	57	.386	9	9	1.000	7	31	38	1.2	15	6	1	9	24	99	3.0
2010	20	0	168	22	43	.512	8	15	.533	0	0	.000	2	14	16	0.8	6	6	0	8	12	52	2.6
2011	16	0	113	17	34	.500	4	12	.333	2	2	1.000	4	9	13	0.8	5	0	0	2	10	40	2.5
TOTALS	69	0	621	73	165	.442	34	84	.405	11	11	1.000	13	54	67	1.0	26	12	1	19	46	191	2.8

ALICIA THOMPSON - #43

College: Texas Tech '98 | Born: June 30, 1976 (Big Lake, Texas) | Height: 6'1" | Weight: 180 | Drafted: 1st round in 1998 (9th Overall)

	GP	GS	MIN	FGM	FGA	FG%	3PM	3PA	3FG%	FTM	FTA	FT%	OR	DF	TOT	AVG.	AST	STL	BLK	TO	PF	PTS	AVG.
1998	19	0	126	9	39	.231	1	1	1.000	12	19	.632	7	17	24	1.3	4	1	2	8	12	31	1.6
TOTALS	19	0	126	9	39	.231	1	1	1.000	12	19	.632	7	17	24	1.3	4	1	2	8	12	31	1.6

ERIN THORN - #5

College: Brigham Young '03 | Born: May 19, 1981 (Orem, Utah) | Height: 5'10" | Weight: 150 | Drafted: 2nd round in 2003 (17th Overall)

	GP	GS	MIN	FGM	FGA	FG%	3PM	3PA	3FG%	FTM	FTA	FT%	OR	DF	TOT	AVG.	AST	STL	BLK	TO	PF	PTS	AVG.
2003	23	0	181	13	42	.310	8	33	.242	10	10	1.000	3	8	11	0.5	16	4	1	13	8	44	1.9
2004	17	1	156	12	45	.267	9	31	.290	1	2	.500	0	8	8	0.5	8	4	1	9	5	34	2.0
2005	21	0	203	21	54	.389	10	29	.345	4	4	1.000	4	10	14	0.7	13	4	0	7	12	56	2.7
2006	27	1	378	55	132	.417	28	65	.431	28	31	.903	9	29	38	1.4	33	6	1	21	22	166	6.1
2007	29	29	883	104	245	.424	48	123	.390	25	34	.735	17	70	87	3.0	73	25	1	48	40	281	9.7
2008	32	5	380	36	106	.340	19	71	.268	10	11	.909	2	18	20	0.6	36	7	2	20	22	101	3.2
TOTALS	149	36	2181	241	624	2.146	122	352	.347	78	92	.848	35	143	178	1.2	179	50	6	118	109	682	4.6

ICISS TILLIS - #3

College: Duke '04 | Born: December 6, 1981 (Tulsa, Okla.) | Height: 6'5" | Weight: 165 | Signed: Signed as a free agent in 2006

	GP	GS	MIN	FGM	FGA	FG%	3PM	3PA	3FG%	FTM	FTA	FT%	OR	DF	TOT	AVG.	AST	STL	BLK	TO	PF	PTS	AVG.
2006	25	0	256	32	89	.360	6	29	.207	16	22	.727	21	34	55	2.2	11	10	4	22	46	86	3.4
TOTALS	25	0	256	32	89	.360	6	29	.207	16	22	.727	21	34	55	2.2	11	10	4	22	46	86	3.4

TRENA TRICE - #13

College: NC State '87 | Born: August 4, 1965 (Norfolk, Va.) | Height: 6'2" | Weight: 180 | Drafted: 3rd round in 1997 (22nd Overall)

	GP	GS	MIN	FGM	FGA	FG%	3PM	3PA	3FG%	FTM	FTA	FT%	OR	DF	TOT	AVG.	AST	STL	BLK	TO	PF	PTS	AVG.
1997	28	0	340	51	92	.554	2	8	.250	30	45	.667	32	36	68	2.4	2	9	9	40	65	134	4.8
1998	10	0	77	7	17	.412	0	0	.000	7	11	.636	7	11	18	1.8	1	0	3	7	12	21	2.1
TOTALS	38	0	417	58	109	.532	2	8	.250	37	56	.661	39	47	86	2.3	3	9	12	47	77	155	4.1

MICHELE VAN GORP - #31

College: Duke '99 | Born: May 10, 1977 (Warren, Mich.) | Height: 6'6" | Weight: 187 | Drafted: 2nd round in 1999 (18th Overall)

	GP	GS	MIN	FGM	FGA	FG%	3PM	3PA	3FG%	FTM	FTA	FT%	OR	DF	TOT	AVG.	AST	STL	BLK	TO	PF	PTS	AVG.
1999	21	0	117	8	24	.333	0	0	.000	4	5	.800	5	12	17	0.8	7	1	3	3	23	20	1.0
TOTALS	21	0	117	8	24	.333	0	0	.000	4	5	.800	5	12	17	0.8	7	1	3	3	23	20	1.0

KIA VAUGHN - #15

College: Rutgers '09 | Born: January 24, 1987 (Bronx, N.Y.) | Height: 6'4" | Weight: 208 | Drafted: 1st round in 2009 (8th Overall)

	GP	GS	MIN	FGM	FGA	FG%	3PM	3PA	3FG%	FTM	FTA	FT%	OR	DF	TOT	AVG.	AST	STL	BLK	TO	PF	PTS	AVG.
2009	34	1	396	73	148	.493	0	2	.000	17	34	.500	35	53	88	2.6	8	6	3	32	57	163	4.8
2010	30	0	243	24	69	.348	1	1	1.000	13	20	.650	15	27	42	1.4	10	6	6	18	44	62	2.1
2011	34	34	955	149	300	.497	0	0	.000	44	56	.786	96	131	227	6.7	39	40	25	61	97	342	10.1
2012	31	17	710	89	207	.430	0	0	.000	21	32	.656	48	106	154	5.0	27	16	25	31	76	199	6.4
TOTALS	129	52	2304	335	724	.463	1	3	.333	95	142	.669	194	317	511	4.0	84	68	59	142	274	766	5.9

DEMYA WALKER - #22

College: Virginia '99 | Born: November 28, 1977 (Mount Holly, N.J.) | Height: 6'3" | Weight: 191 | Signed: Signed as a free agent in 2012

	GP	GS	MIN	FGM	FGA	FG%	3PM	3PA	3FG%	FTM	FTA	FT%	OR	DF	TOT	AVG.	AST	STL	BLK	TO	PF	PTS	AVG.
2012	33	8	525	41	104	.394	0	0	.000	16	27	.593	39	52	91	2.8	32	17	16	63	73	98	3.0
TOTALS	33	8	525	41	104	.394	0	0	.000	16	27	.593	39	52	91	2.8	32	17	16	63	73	98	3.0

AVERY WARLEY-TALBERT - #7

College: Liberty '13 | Born: May 17, 1990 (Washington, D.C.) | Height: 6'3" | Weight: 202 | Signed: Signed as free agent in 2013

	GP	GS	MIN	FGM	FGA	FG%	3PM	3PA	3FG%	FTM	FTA	FT%	OR	DF	TOT	AVG.	AST	STL	BLK	TO	PF	PTS	AVG.
2013	8	5	102	10	25	.400	0	0	.000	4	6	.667	11	28	39	4.9	1	5	1	6	15	24	3.0
2014	28	23	443	46	94	.489	0	0	.000	25	30	.833	46	59	105	3.8	4	10	10	28	72	117	4.2
2015	26	0	179	13	37	.351	0	0	.000	12	18	.667	24	47	71	2.7	4	7	3	21	29	38	1.5
TOTALS	62	28	724	69	156	.442	0	0	.000	41	54	.759	81	134	215	3.5	9	22	14	55	116	179	2.9

COQUESE WASHINGTON - #4

College: Notre Dame '93 | Born: January 17, 1971 (Flint, Mich.) | Height: 5'6" | Weight: 138 | Acquired: Allocated to the Liberty in 1998

	GP	GS	MIN	FGM	FGA	FG%	3PM	3PA	3FG%	FTM	FTA	FT%	OR	DF	TOT	AVG.	AST	STL	BLK	TO	PF	PTS	AVG.
1998	28	0	226	15	51	.294	5	21	.238	18	26	.692	5	21	26	0.9	44	17	0	37	31	53	1.9
1999	19	0	77	5	18	.278	0	5	.000	2	2	1.000	1	6	7	0.4	15	9	0	13	15	12	0.6
TOTALS	47	0	303	20	69	.290	5	26	.192	20	28	.714	6	27	33	0.7	59	26	0	50	46	65	1.4

ANN WAUTERS - #12

College: V.U.B Brussels | Born: October 12, 1980 (Sint-Niklaas, Belgium) | Height: 6'4" | Weight: 184 | Drafted: Selected by Liberty as 4th overall in WNBA Dispersal Draft in 2004

	GP	GS	MIN	FGM	FGA	FG%	3PM	3PA	3FG%	FTM	FTA	FT%	OR	DF	TOT	AVG.	AST	STL	BLK	TO	PF	PTS	AVG.
2004	13	4	271	29	66	.439	1	3	.333	23	29	.793	10	30	40	3.1	21	4	8	21	28	82	6.3
2005	28	28	879	151	279	.541	2	2	1.000	79	105	.752	47	137	184	6.6	41	18	23	71	91	383	13.7
TOTALS	41	32	1150	180	345	.522	3	5	.600	102	134	.761	57	167	224	5.5	62	22	31	92	119	465	11.3

TERESA WEATHERSPOON - #11

College: Louisiana Tech '88 | Born: December 8, 1965 (Jasper, Texas) | Height: 5'8" | Weight: 161 | Acquired: Allocated to the Liberty in 1997

	GP	GS	MIN	FGM	FGA	FG%	3PM	3PA	3FG%	FTM	FTA	FT%	OR	DF	TOT	AVG.	AST	STL	BLK	TO	PF	PTS	AVG.
1997	28	28	924	64	137	.467	3	35	.086	65	100	.650	25	91	116	4.1	172	85	2	94	72	196	7.0
1998	30	30	1002	73	188	.388	16	49	.327	42	69	.609	20	100	120	4.0	191	100	0	96	85	204	6.8
1999	32	32	1086	80	190	.421	31	82	.378	38	56	.679	22	82	104	3.3	205	78	3	80	91	229	7.2
2000	32	32	1078	67	153	.438	11	44	.250	60	81	.741	16	93	109	3.4	205	65	5	86	85	205	6.4
2001	32	32	974	72	167	.431	10	26	.385	53	79	.671	29	89	118	3.7	203	55	4	81	83	207	6.5
2002	32	32	954	39	114	.342	2	20	.100	28	54	.519	23	63	86	2.7	181	42	3	78	88	108	3.4
2003	34	34	824	37	96	.385	0	4	.000	24	32	.750	19	78	97	2.9	149	28	5	62	60	98	2.9
TOTALS	220	220	6842	432	1045	.413	73	260	.281	310	471	.658	154	596	750	3.4	1306	453	22	577	564	1247	5.7

MARTINA WEBER - #24

College: Iona '07 | Born: June 1, 1982 (Germany) | Height: 6'5" | Weight: 200 | Drafted: 3rd round in 2007 (29th Overall)

	GP	GS	MIN	FGM	FGA	FG%	3PM	3PA	3FG%	FTM	FTA	FT%	OR	DF	TOT	AVG.	AST	STL	BLK	TO	PF	PTS	AVG.
2007	2	0	4	0	1	.000	0	0	.000	0	0	.000	0	1	1	0.5	0	0	0	1	0	0	0.0
TOTALS	2	0	4	0	1	.000	0	0	.000	0	0	.000	0	1	1	0.5	0	0	0	1	0	0	0.0

DETRINA WHITE - #30 (ALSO #23)

College: Louisiana State '03 | Born: April 3, 1980 (Lafayette, La.) | Height: 5'11" | Weight: 165 | Signed: Signed as a free agent in 2004

	GP	GS	MIN	FGM	FGA	FG%	3PM	3PA	3FG%	FTM	FTA	FT%	OR	DF	TOT	AVG.	AST	STL	BLK	TO	PF	PTS	AVG.
2004	31	2	420	37	68	.544	0	0	.000	8	17	.471	51	67	118	3.8	9	8	10	36	37	82	2.6
2005	13	0	90	4	11	.364	0	0	.000	8	12	.667	9	13	22	1.7	0	4	3	3	15	16	1.2
TOTALS	44	2	510	41	79	.519	0	0	.000	16	29	.552	60	80	140	3.2	9	12	13	39	52	98	2.2

TAMIKA WHITMORE - #44

College: Memphis '99 | Born: June 5, 1977 (Tupelo, Miss.) | Height: 6'2" | Weight: 190 | Drafted: 3rd round in 1999 (30th Overall)

	GP	GS	MIN	FGM	FGA	FG%	3PM	3PA	3FG%	FTM	FTA	FT%	OR	DF	TOT	AVG.	AST	STL	BLK	TO	PF	PTS	AVG.
1999	27	1	573	80	184	.435	1	8	.125	53	78	.679	43	53	96	3.6	18	16	6	56	78	214	7.9
2000	32	16	689	109	253	.431	0	3	.000	59	84	.702	34	71	105	3.3	20	17	17	53	102	277	8.7
2001	32	29	752	96	222	.432	1	2	.500	33	58	.569	29	68	97	3.0	19	17	10	33	70	226	7.1
2002	32	32	977	148	310	.477	0	1	.000	110	150	.733	43	98	141	4.4	23	27	43	49	102	406	12.7
2003	33	29	823	110	242	.455	1	3	.333	50	76	.658	38	84	122	3.7	25	35	22	57	100	271	8.2
TOTALS	156	107	3814	543	1211	.448	3	17	.176	305	446	.684	187	374	561	3.6	105	112	98	248	452	1394	8.9

SUE WICKS - #44

College: Rutgers '88 | Born: November 26, 1966 (Center Moriches, N.Y.) | Height: 6'3" | Weight: 174 | Drafted: 1st round in 1997 (6th Overall)

	GP	GS	MIN	FGM	FGA	FG%	3PM	3PA	3FG%	FTM	FTA	FT%	OR	DF	TOT	AVG.	AST	STL	BLK	TO	PF	PTS	AVG.
1997	28	0	332	38	107	.355	2	7	.286	22	33	.667	36	58	94	3.4	29	17	18	46	52	100	3.6
1998	30	0	444	46	107	.430	0	3	.000	36	45	.800	40	43	83	2.8	36	16	10	48	66	128	4.3
1999	32	30	938	91	226	.403	2	15	.133	32	52	.615	76	147	223	7.0	45	41	43	63	123	216	6.8
2000	32	12	680	55	143	.385	1	5	.200	45	62	.726	49	100	149	4.7	21	26	39	50	78	156	4.9
2001	30	3	602	61	130	.469	0	7	.000	35	52	.673	36	102	138	4.6	37	36	30	43	86	157	5.2
2002	30	0	428	24	70	.343	0	1	.000	18	27	.667	30	71	101	3.4	14	22	15	30	60	66	2.2
TOTALS	182	45	3424	315	783	.402	5	38	.132	188	271	.694	267	521	788	4.3	182	158	155	280	465	823	4.5

KAMIKO WILLIAMS - #4

College: Tennessee '13 | Born: April 6, 1991 (Fayetteville, N.C.) | Height: 5'11" | Weight: 160 | Drafted: 2nd round in 2013 (15th Overall)

	GP	GS	MIN	FGM	FGA	FG%	3PM	3PA	3FG%	FTM	FTA	FT%	OR	DF	TOT	AVG.	AST	STL	BLK	TO	PF	PTS	AVG.
2013	34	18	453	39	121	.322	6	23	.261	4	7	.571	16	57	73	2.1	32	24	8	30	38	88	2.6
TOTALS	34	18	453	39	121	.322	6	23	.261	4	7	.571	16	57	73	2.1	32	24	8	30	38	88	2.6

LISA WILLIS - #40

College: UCLA '06 | Born: June 13, 1984 (Long Beach, Calif.) | Height: 5'11" | Weight: 170 | Acquired: Acquired via trade with Los Angeles in exchange for Sherill Baker in 2007

	GP	GS	MIN	FGM	FGA	FG%	3PM	3PA	3FG%	FTM	FTA	FT%	OR	DF	TOT	AVG.	AST	STL	BLK	TO	PF	PTS	AVG.
2007	16	0	157	21	61	.344	14	44	.318	5	8	.625	12	15	27	1.7	9	10	0	24	14	61	3.8
TOTALS	16	0	157	21	61	.344	14	44	.318	5	8	.625	12	15	27	1.7	9	10	0	24	14	61	3.8

SOPHIA WITHERSPOON - #13

College: Florida '91 | Born: July 6, 1969 (Fort Pierce, Fla.) | Height: 5'10" | Weight: 145 | Drafted: 2nd Round in 1997 (11th Overall)

	GP	GS	MIN	FGM	FGA	FG%	3PM	3PA	3FG%	FTM	FTA	FT%	OR	DF	TOT	AVG.	AST	STL	BLK	TO	PF	PTS	AVG.
1997	28	28	867	140	345	.406	44	126	.349	83	111	.748	30	54	84	3.0	64	49	7	77	62	407	14.5
1998	30	30	898	144	359	.401	33	96	.344	92	117	.786	33	58	91	3.0	57	40	4	73	54	413	13.8
1999	32	23	581	97	245	.396	28	78	.359	49	69	.710	20	27	47	1.5	37	33	2	48	54	271	8.5
TOTALS	90	81	2346	381	949	.401	105	300	.350	224	297	.754	83	139	222	2.5	158	122	13	198	170	1091	12.1

LINDSEY YAMASAKI - #22

College: Stanford '02 | Born: June 2, 1980 (Oregon City, Ore.) | Height: 6'1" | Weight: 185 | Signed: Signed as free agent in 2003

	GP	GS	MIN	FGM	FGA	FG%	3PM	3PA	3FG%	FTM	FTA	FT%	OR	DF	TOT	AVG.	AST	STL	BLK	TO	PF	PTS	AVG.
2003	24	1	148	6	27	.222	4	14	.286	0	0	.000	1	11	12	0.5	9	4	0	5	19	16	0.7
TOTALS	24	1	148	6	27	.222	4	14	.286	0	0	.000	1	11	12	0.5	9	4	0	5	19	16	0.7

CAROLYN YOUNG - #12

College: Auburn '91 | Born: July 28, 1969 (Bay Springs, Miss.) | Height: 5'9" | Weight: 160 | Drafted: 4th round in 1999 (42nd Overall)

	GP	GS	MIN	FGM	FGA	FG%	3PM	3PA	3FG%	FTM	FTA	FT%	OR	DF	TOT	AVG.	AST	STL	BLK	TO	PF	PTS	AVG.
1999	INJURED-DID NOT PLAY																						

TONI YOUNG - #15

College: Oklahoma State '13 | Born: January 11, 1991 (Del City, Okla.) | Height: 6'1" | Weight: 160 | Drafted: 1st round in 2013 (7th Overall)

	GP	GS	MIN	FGM	FGA	FG%	3PM	3PA	3FG%	FTM	FTA	FT%	OR	DF	TOT	AVG.	AST	STL	BLK	TO	PF	PTS	AVG.
2013	31	10	344	58	122	.475	0	1	.000	12	18	.667	24	34	58	1.8	14	9	10	26	57	128	4.1
2014	8	0	38	3	10	.300	0	0	.000	3	5	.600	1	5	6	0.75	1	1	2	0	6	9	1.1
TOTALS	39	10	382	61	132	.462	0	1	.000	15	23	.652	25	39	64	1.6	15	10	12	26	63	137	3.5

1997 ELITE DRAFT**First Round**

Kym Hampton, 4th overall

Second Round

Vickie Johnson, 12th overall

1997 WNBA DRAFT**First Round**

Sue Wicks, 6th overall

Second Round

Sophia Witherspoon, 11th overall

Third Round

Trena Trice, 22nd overall

Fourth Round

Kisha Ford, 27th overall

1998 WNBA DRAFT**First Round**

Alicia Thompson, 9th overall

Second Round

Nadine Domond, 19th overall

Third Round

Albena Branzova, 29th overall

Fourth Round

Vanessa Nygaard, 39th overall

1999 WNBA DRAFT**First Round**

Crystal Robinson, 6th overall

Second Round

Michele Van Gorp, 18th overall

Third Round

Tamika Whitmore, 30th overall

Fourth Round

Carolyn Jones-Young, 42nd overall

2000 WNBA DRAFT**First Round**

Olga Firsova, 13th overall

Second Round

Desiree Francis, 29th overall

Third Round

Jessica Bibby, 45th overall

Fourth Round

Natalie Porter, 61st overall

2001 WNBA DRAFT**Second Round**

Taru Tuukkanen, 57th overall

Third Round

Tara Mitchem, 60th overall

2002 WNBA DRAFT**Second Round**

Linda Fröhlich, 26th overall

Third Round

Tracy Gahan, 46th overall

Fourth Round

Dee Dee Warley, 62nd overall

2003 WNBA DISPERSAL DRAFT**Second Round**

Elena Baranova, 11th overall

2003 WNBA DRAFT**First Round**

Molly Creamer, 10th overall

Second Round

Erin Thorn, 17th overall

Sonja Mallory, 24th overall

Kristen Brooke Sharp, 26th overall

Third Round

Nicole Kaczmariski, 39th overall

2004 WNBA DISPERSAL DRAFT**First Round**

Ann Wauters, 4th overall

2004 WNBA DRAFT**First Round**

Shameka Christon, 5th overall

Second Round

Amisha Carter, 17th overall

Third Round

Cathy Joens, 30th overall

2005 WNBA DRAFT**First Round**

Loree Moore, 10th overall

Second Round

Tabitha Pool, 23rd overall

Third Round

Rebecca Richman, 36th overall

2006 WNBA DRAFT**First Round**

Sherill Baker, 12th overall

Second Round

Brooke Queenan, 23rd overall

Third Round

Christelle N'Garsanet, 37th overall

2007 WNBA DISPERSAL DRAFT**First Round**

Janel McCarville, 3rd overall

2007 WNBA DRAFT**First Round**

Tiffany Jackson, 4th overall

Second Round

Shay Doron, 16th overall

Third Round

Martina Weber, 29th overall



Kiah Stokes (9th overall) and Brittany Boyd (11th overall) were both First Round selections for the New York Liberty in 2015. The Liberty traded into the first round to make both selections.



Essence Carson was selected in the First Round (7th overall) of the 2008 WNBA Draft. She ranks second all-time for New York with 231 games played.



Shameka Christon was taken fifth overall in the 2004 WNBA Draft. Her 2,295 points as a member of the Liberty rank fifth in franchise history.

2008 WNBA DRAFT

First Round

- Essence Carson, 7th overall
- Erlana Larkins, 14th overall

Second Round

- Wanisha Smith, 27th overall

Third Round

- Alberta Auguste, 35th overall

2009 WNBA DISPERSAL DRAFT

First Round

- Nicole Powell, 1st overall

2009 WNBA DRAFT

First Round

- Kia Vaughn, 8th overall

Second Round

- Abby Waner, 21st overall

2010 WNBA DRAFT

Second Round

- Kalana Greene, 13th overall
- Ashley Houts, 16th overall

Third Round

- Cory Montgomery, 25th overall

2011 WNBA DRAFT

First Round

- Alex Montgomery, 10th overall

Second Round

- Angel Robinson, 22nd overall

Third Round

- Mekia Valentine, 34th overall

2012 WNBA DRAFT

First Round

- Kelley Cain, 7th overall

Third Round

- Katelan Redmon, 36th overall

2013 WNBA DRAFT

First Round

- Kelsey Bone, 5th overall
- Toni Young, 7th overall

Second Round

- Kamiko Williams, 15th overall

Third Round

- Shenneika Smith, 25th overall
- Olcay Cakir, 27th overall

2014 WNBA DRAFT

Second Round

- Tyaunna Marshall, 14th overall

Third Round

- Meighan Simmons, 26th overall

2015 WNBA DRAFT

First Round

- Brittany Boyd, 9th overall
- Kiah Stokes, 11th overall

Second Round

- Amber Orrange, 23rd overall

Third Round

- Laurin Mincy, 27th overall
- Michala Johnson, 28th overall

2015 WNBA DRAFT

First Round

- Adut Bulgak, 12th overall

Second Round

- Ameryst Alston, 24th overall

Third Round

- Shacobia Barbee, 36th overall

– 1997 –

10 Rhonda Blades
 5 Kisha Ford
 34 Kym Hampton
 55 Vickie Johnson
 50 Rebecca Lobo
 4 Jasmina Perazic-Gipe
 33 Trena Trice
 11 Teresa Weatherspoon
 23 Sue Wicks
 13 Sophia Witherspoon
 Developmental Players (2)
 22 Cassandra Crumpton-Moorer
 32 Simone Edwards

– 1998 –

23 Alben Branzova
 5 Kisha Ford
 34 Kym Hampton
 55 Vickie Johnson
 50 Rebecca Lobo
 43 Alicia Thompson
 33 Trena Trice
 4 Coquese Washington
 11 Teresa Weatherspoon
 23 Sue Wicks
 13 Sophia Witherspoon
 Inactive Players (2)
 17 Vanessa Nygaard
 14 Elisabeth Cebrian

– 1999 –

25 Becky Hammon
 34 Kym Hampton
 55 Vickie Johnson
 50 Rebecca Lobo
 3 Crystal Robinson
 31 Michele Van Gorp
 4 Coquese Washington
 11 Teresa Weatherspoon
 44 Tamika Whitmore
 23 Sue Wicks
 13 Sophia Witherspoon
 Inactive Players (2)
 5 Venus Lacy
 12 Carolyn Jones-Young

– 2000 –

22 Jessica Bibby
 13 Marina Ferragut
 25 Becky Hammon
 55 Vickie Johnson
 5 Venus Lacy
 30 Shea Mahoney
 24 Tari Phillips
 3 Crystal Robinson

11 Teresa Weatherspoon
 44 Tamika Whitmore
 23 Sue Wicks
 Inactive Players (2)
 00 Olga Firsova
 50 Rebecca Lobo

– 2001 –

5 Grace Daley
 25 Becky Hammon
 16 Andrea Nagy
 20 Stacey Ford
 55 Vickie Johnson
 50 Rebecca Lobo
 24 Tari Phillips
 3 Crystal Robinson
 11 Teresa Weatherspoon
 44 Tamika Whitmore
 23 Sue Wicks
 Inactive Players (2)
 7 Hajdana Radunovic
 10 Katarina Lazic

– 2002 –

3 Crystal Robinson
 7 Korie Hlede
 11 Teresa Weatherspoon
 25 Becky Hammon
 1 Linda Frolich
 42 Camille Cooper
 55 Vickie Johnson
 24 Tari Phillips
 44 Tamika Whitmore
 23 Sue Wicks
 50 Bernadette Nyogisa
 Inactive Players (2)
 10 Susan Moran
 16 Marina Ferragut

– 2003 –

23 Elena Baranova
 31 Linda Frohlich
 25 Becky Hammon
 55 Vickie Johnson
 24 Tari Phillips
 3 Crystal Robinson
 32 K.B. Sharp
 5 Erin Thorn
 11 Teresa Weatherspoon
 44 Tamika Whitmore
 22 Lindsey Yamasaki

– 2004 –

28 Elena Baranova
 20 Shameka Christon
 41 Bethany Donaphin

25 Becky Hammon
 55 Vickie Johnson
 24 Tari Phillips
 3 Crystal Robinson
 32 K.B. Sharp
 5 Erin Thorn
 12 Ann Wauters
 30 DeTrina White

– 2005 –

28 Elena Baranova
 24 Amisha Carter
 20 Shameka Christon
 7 La'Keshia Frett
 25 Becky Hammon
 55 Vickie Johnson
 8 Edwige Lawson
 3 Crystal Robinson
 5 Erin Thorn
 12 Ann Wauters
 30 DeTrina White

– 2006 –

10 Sherill Baker
 22 Ashley Battle
 6 Kiesha Brown
 20 Shameka Christon
 54 Barbara Farris
 25 Becky Hammon
 33 Cathrine Kraayeveld
 21 Loree Moore
 17 Kelly Schumacher
 5 Erin Thorn
 3 Iciss Tillis

– 2007 –

10 Sherill Baker
 22 Ashley Battle
 20 Shameka Christon
 50 Jessica Davenport
 2 Shay Doron
 54 Barbara Farris
 3 Tiffany Jackson
 33 Cathrine Kraayeveld
 4 Janel McCarville
 21 Loree Moore
 5 Erin Thorn
 Inactive Players (2)
 30 Lindsay Bowen
 24 Martina Weber

– 2008 –

22 Ashley Battle
 17 Essence Carson
 20 Shameka Christon
 3 Tiffany Jackson

- 33 Cathrine Kraayeveld
- 24 Erlana Larkins
- 4 Janel McCarville
- 23 Leilani Mitchell
- 21 Loree Moore
- 5 Erin Thorn
- 40 Lisa Willis
- Inactive Players (2)
- 50 Jessica Davenport
- 13 Megan Duffy

– 2009 –

- 22 Ashley Battle
- 17 Essence Carson
- 20 Shameka Christon
- 3 Tiffany Jackson
- 33 Cathrine Kraayeveld
- 2 Erlana Larkins
- 4 Janel McCarville
- 23 Leilani Mitchell
- 12 Loree Moore
- 6 Sidney Spencer
- 15 Kia Vaughn

– 2010 –

- 1 Nikki Blue
- 17 Essence Carson
- 32 Kalana Greene
- 4 Janel McCarville
- 7 Taj McWilliams-Franklin
- 3 Tiffany Jackson
- 5 Leilani Mitchell
- 23 Cappie Pondexter
- 14 Nicole Powell
- 6 Sidney Spencer
- 15 Kia Vaughn

– 2011 –

- 51 Jessica Breland
- 17 Essence Carson
- 50 Sydney Colson
- 9 Quanitra Hollingsworth
- 5 Leilani Mitchell
- 22 Alex Montgomery
- 33 Plenette Pierson
- 23 Cappie Pondexter
- 14 Nicole Powell
- 6 Sidney Spencer
- 15 Kia Vaughn

– 2012 –

- 45 Kara Braxton
- 52 Kelley Cain
- 17 Essence Carson
- 2 Kelly Miller
- 5 Leilani Mitchell
- 21 Alex Montgomery

- 33 Plenette Pierson
- 23 Cappie Pondexter
- 14 Nicole Powell
- 15 Kia Vaughn
- 22 DeMya Walker

– 2013 –

- 3 Kelsey Bone
- 45 Kara Braxton
- 17 Essence Carson
- 32 Cheryl Ford
- 5 Leilani Mitchell
- 21 Alex Montgomery
- 33 Plenette Pierson
- 23 Cappie Pondexter
- 30 Katie Smith
- 4 Kamiko Williams
- 15 Toni Young

– 2014 –

- 45 Kara Braxton
- 17 Essence Carson
- 31 Tina Charles
- 51 Anna Cruz
- 0 Chucky Jeffery
- 1 DeLisha Milton-Jones
- 21 Alex Montgomery
- 33 Plenette Pierson
- 23 Cappie Pondexter
- 14 Sugar Rodgers
- 4 Kamiko Williams
- 15 Toni Young

– 2015 –

- 9 Rebecca Allen
- 15 Brittany Boyd
- 17 Essence Carson
- 32 Swin Cash
- 31 Tina Charles
- 10 Epiphanny Prince
- 14 Sugar Rodgers
- 41 Kiah Stokes
- 8 Carolyn Swords
- 7 Avery Warley-Talbert
- 2 Candice Wiggins
- 30 Tanisha Wright

– 2016 –

- 22 Ameryst Alston
- 15 Brittany Boyd
- 2 Adut Bulgak
- 31 Tina Charles
- 12 Lindsey Harding
- 10 Epiphanny Prince
- 14 Sugar Rodgers
- 5 Shoni Schimmel
- 41 Kiah Stokes

- 8 Carolyn Swords
- 30 Tanisha Wright
- 1 Shavonte Zellous
- 17 Amanda Zahui B.

1996**October 30**

New York is selected as one of eight WNBA charter cities.

1997**January 7**

Carol Blazejowski is named Vice President and General Manager of the New York WNBA team.

January 22

Rebecca Lobo (F/C) and Teresa Weatherspoon (G) are assigned to the WNBA's New York franchise in the league's first player allocation.

February 13

The franchise announced that the New York team will be called the Liberty and unveiled the team's logo.

February 27

Kym Hampton (F/C) is selected in the first round (fourth overall) of the WNBA Elite Draft. Vickie Johnson (G/F) is selected in the second round (12th overall) of the WNBA Elite Draft.

April 28

Sue Wicks (F) is selected in the first round (sixth overall) of the Inaugural WNBA Draft. Sophia Witherspoon (G) is selected in the second round (11th overall) of the Inaugural WNBA Draft. Trena Trice (F/C) is selected in the third round (22nd overall) of the Inaugural WNBA Draft. Kisha Ford (G/F) is selected in the fourth round (27th overall) of the Inaugural WNBA Draft.

April 29

Nancy Darsch is named Head Coach.

May 21

The WNBA unveiled the uniforms for its eight charter teams at Madison Square Garden.

May 22

Rhonda Blades (G) is selected by New York following the Liberty's local try-outs at the College of Staten Island. Jasmina Perazic-Gipe (G/F) is selected by New York following the Liberty's local try-outs at the College of Staten Island.

May 27

Cassandra Crumpton-Moorer (G/F), Simone Edwards (C), and Diana Vines (G/F) are assigned to the Liberty as a developmental players.

May 28

Melissa McFerrin is named Assistant Coach.

June 16

Diana Vines (G/F) is waived.

August 11

Cassandra Crumpton-Moorer (G/F) is activated from the developmental squad. Jasmina Perazic-Gipe (G/F) is waived.

1998**January 15**

New York Liberty announces the 1998 schedule at team's first birthday party.

February 18

Rhonda Blades (G) is selected by the Detroit Shock in the first round (first overall) of the 1998 WNBA Expansion Draft.

April 29

Alicia Thompson (F) is selected in the first round (ninth overall) of the WNBA Draft.

Nadine Domond (G) is selected in the second round (19th overall) of the WNBA Draft. Alben Branzova (F) is selected in the third round (29th overall) of the WNBA Draft. Vanessa Nygaard (F) is selected in the fourth round (39th overall) of the WNBA Draft.

May 18

Simone Edwards (F), Katina Mack (G), and Kendra Neal (G) are waived.

June 3

Cassandra Crumpton-Moorer (G/F) is waived.

June 8

Nadine Domond (G) is waived.

June 10

Elisabeth Cebrian (C) and Vanessa Nygaard (G/F) are placed on injured list.

June 23

Elisabeth Cebrian (C) is activated from injured list. Trena Trice (F/C) is placed on injured list.

July 14

Alben Branzova (F) is waived. Trena Trice (F/C) is activated from injured list.

September 11

Nancy Darsch's contract is not renewed.

December 9

Richie Aduvato is named Head Coach.

December 16

Pat Coyle is named Assistant Coach.

1999**April 6**

Kisha Ford (G/F) is selected by the Orlando Miracle (fourth overall) in the 1999 WNBA Expansion Draft.

May 5

Crystal Robinson (F) is selected in the first round (sixth overall) of the WNBA Draft. Michele Van Gorp (C) is selected in the second round (18th overall) of the WNBA Draft. Tamika Whitmore (F/C) is selected in the third round (30th overall) of the WNBA Draft. Carolyn Jones-Young (G) is selected in the fourth round (42nd overall) of the WNBA Draft.

May 19

Becky Hammon (G) signs with WNBA and is assigned to the Liberty.

May 24

Dale Hodges (F), Bridgette Gordon (G), and Vanessa Nygaard (F) are waived.

June 1

Venus Lacy (C) is added to roster.

June 7

Alicia Thompson (F) is waived.

June 10

Venus Lacy (C) and Carolyn Jones-Young (G) are placed on injured list.

June 15

Venus Lacy (C) is activated from injured list. Rebecca Lobo (F) is placed on injured list.

December 15

Michelle Van Gorp (C) is acquired by Portland in exchange for selecting Sophia Witherspoon

(G, second round, fifth overall) and Coquese Washington (G, fourth round, 13th overall) in the WNBA Expansion Draft.

2000

May 2

Alessandra Santos de Oliveira (C), Marina Ferragut (F), Julie Hagood (G), Shea Mahoney (F), and Deanna Tate (G) are assigned to the Liberty as a free agents.

May 9

Deanna Tate (G) is waived.

May 15

Julie Hagood (F) and Natalie Porter (F) are waived.

May 26

Kym Hampton (F/C) announces retirement.

May 28

Tari Phillips (C) is acquired from Portland in exchange for Carolyn Jones-Young (G). Desiree Francis (F) and Alessandra Santos de Oliveira (C) are waived. Olga Firsova (C) is placed on injured reserve.

June 2

Venus Lacy (C) is waived.
Desiree Francis (F) is reactivated.

June 13

Jessica Bibby (G) is placed on injured reserve.
Olga Firsova (C) is activated from injured reserve.

June 22

Desiree Francis (F) is placed on injured reserve.
Jessica Bibby (G) is activated from injured reserve.

June 25

Kym Hampton (F/C) is honored by the Liberty for her career on "Kym Hampton Day".

July 2

Shea Mahoney (F) is placed on injured reserve.
Desiree Francis (F) is activated from injured reserve.

July 29

Desiree Francis (F) is placed on injured reserve.
Shea Mahoney (F) is activated from injured reserve.

August 5

Shea Mahoney (F) is placed on injured reserve.
Desiree Francis (F) is activated from injured reserve.

September 18

Grace Daley (G) is acquired from Minnesota for 12th overall pick in 2001 WNBA Draft.

2001

April 17

Andrea Nagy (G) is acquired from the Washington Mystics for the 28th and 44th pick in the 2001 WNBA Draft.

April 20

Taru Tuukkanen (F/C) is selected in the fourth round (57th overall) of the WNBA Draft.
Tara Mitchem (F) is selected in the fourth round (60th overall) of the WNBA Draft.

April 27

Katarina Lazic (G) and Hajdana Radunovic (C) are signed as a free agents.

May 7

Taru Tuukkanen (F/C) and Shea Mahoney (F) are waived.

May 10

Jessica Bibby (G) is waived.

May 14

Olga Firsova (C) and Desiree Francis (F) are waived.

May 15

Tara Mitchem (G) is waived.

May 25

Katie Cronin (F) is waived.

May 26

Marina Ferragut (F) is waived.
Katarina Lazic (G) and Hajdana Radunovic (C) are placed on injured list.

June 5

Camille Cooper (C) is acquired from the Los Angeles Sparks for the Liberty's second round pick in the 2002 WNBA Draft.
Stacey Ford (F) is waived.

July 7

Mactabene Amachree (F) is signed as a free agent.
Hajdana Radunovic (C) is placed on suspended list.

July 23

Katarina Lazic (G) is activated from injured list.
Mactabene Amachree (F) is placed on injured list.

July 31

Camille Cooper (C) is activated from injured list.
Grace Daley (G) is placed on injured list.

August 10

Grace Daley (G) is activated from injured list.
Rebecca Lobo (F) is placed on injured list.

2002

April 3

Rebecca Lobo (F) is traded to the Houston Comets for Houston's 2002 second round draft pick (26th overall).

April 18

Korie Hlede (G/F) is acquired from the Utah Starzz, sending a first-round draft pick (14th overall) in the 2002 WNBA Draft to Utah.

April 19

Linda Fröhlich (F/C) is drafted in the second round (26th overall) in the WNBA Draft.
Tracy Gahan (G) is drafted in the third round (46th overall) in the WNBA Draft.
Dee-Dee Warley (F) is drafted in the fourth round (62nd overall) in the WNBA Draft.

April 22

Andrea Nagy (G) is traded to Sacramento for the Monarchs' 2003 second round draft pick.

April 23

Grace Daley (G) is traded to the Houston Comets in exchange for Shondra Johnson (G) and Comets' 2003 second-round draft choice.
Johnson (G) is acquired through the Houston Comets in the third round (42nd overall) of 2002 WNBA Draft and a Houston Comets 2003 second-round draft choice.

May 21

Mactabene Amachree (F) and Tracy Gahan (G) are waived.

May 22

Marina Ferragut (F) and Susan Moran (G) are placed on injured list.

June 11

Liberty celebrate 100th franchise victory at Utah, 77-68.

June 16

Marina Ferragut (F) is activated from injured list.
Bernadette Ngoyisa (C) is placed on injured list.

June 27

Bernadette Ngoyisa (C) is activated from injured list.
Marina Ferragut (F) is placed on injured list.

July 1

Marina Ferragut (F) is waived.

2003

April 24

Elena Baranova (F/C) is selected as the 11th pick in the WNBA Dispersal Draft.

April 25

Molly Creamer (G) is selected in the first round (10th overall) of the WNBA Draft.
Erin Thorn (G) is selected in the second round (17th overall) of the WNBA Draft.
K.B. Sharp (G) is selected in the second round (26th overall) of the WNBA Draft.
Nicole Kaczmarek (G/F) is selected in the third round (39th overall) of the WNBA Draft.

April 29

Sue Wicks (F/C) announces retirement.

April 30

Bethany Donaphin (F/C), Andrea Garner (C), Lindsey Yamasaki (F), and Maren Walseth (F) are signed as a free agents.

May 7

Nicole Kaczmarek (F) is waived.

May 8

Andrea Garner (C) is waived.

May 15

Bernadette Ngoyisa (C) is waived.

May 21

Camille Cooper (C), Molly Creamer (G), Bethany Donaphin (F/C), Sonja Mallory (C), Susan Moran (G), and Maren Walseth (F) are waived.

August 1

Sue Wicks (F/C) is honored by the Liberty for her career on "Sue Wicks Night".

August 6

Becky Hammon (G) placed on injured list. Bethany Donaphin (F/C) is signed as a free agent.

2004

January 6

Ann Wauters (F/C) is selected as the fourth pick in the WNBA Dispersal Draft.

February 6

DeTrina White (F) is signed as a free agent.

February 9

Crystal Robinson (F) re-signs to multi-year contract.

February 10

Ann Wauters (F/C) signs multi-year contract.

February 18

Becky Hammon (G) re-signs to multi-year contract.

March 22

Katie Cronin (F) is signed as a free agent.

April 15

Renneika Razor (G) is signed as a free agent.

April 17

Shameka Christon (G/F) is drafted in the first round (5th overall) of the WNBA Draft.
Amisha Carter (F) is drafted in the second round (17th overall) of the WNBA Draft.
Cathy Joens (G) is drafted in the third round (30th overall) of the WNBA Draft.

April 21

Tasha Pointer (G) is signed as a free agent.

April 22

Niesha Bulter (G), April McDivitt (G), Ndeye Ndiaye (C), and Delvona Oliver (F/C) are signed as a free agents.

April 25

Chanivia Broussard (F) is signed as a free agent.

April 30

Niesha Butler (G) and Chainivia Broussard (F) are waived.

May 4

Renneika Razor (G) and Delvona Oliver (F/C) are waived.
Tari Phillips (C) is signed to a contract.

May 14

Katie Cronin (F) and Ndeye Ndiaye (C) are waived.

May 17

April McDivitt (G) is waived.

July 3

Head Coach Richie Aduabato is relieved of his duties.
Assistant Coach Jeff House is relieved of his duties.
Pat Coyle is named Interim Head Coach.

July 5

Marianne Stanley is named Assistant Coach.

July 9

La'Keshia Frett (F) is signed to a seven-day contract.

July 10

Linda Fröhlich (F/C) is signed to a seven-day contract.

July 16

La'Keshia Frett (F) is signed to a replacement contract.

December 8

Pat Coyle is named Head Coach.

2005

April 1

Nick DiPillo is named Assistant Coach.

April 4

Edwige Lawson (G) is signed as a free agent.

April 5

Vickie Johnson (G/F) is re-signed.

April 7

La'Keshia Frett (F) and DeTrina White (F) are re-signed.

April 16

Loree Moore (G) is drafted in the first round (10th overall) of the WNBA Draft.

Tabitha Pool (F) is drafted in the second round (23rd overall) of the WNBA Draft.

Rebecca Richman (C) is drafted in the third round (36th overall) of the WNBA Draft.

April 20

Monique Coker (F), Stacy Stephens (C), Kelley Gibson (G/F), Amisha Carter (F), Keila Beachem (F), Ndeye Ndiaye (C), and Aminata Yanni (F) are signed as a free agents.

April 29

Stacy Stephens (C) and Keila Beachem (F) are waived.

May 2

Aminata Yanni (F) is waived.

May 3

Kelley Gibson (G/F) and Ndeye Ndiaye (C) are waived.

May 11

Rebecca Richman (C) is waived.

May 16

Tabitha Pool (F) is waived.

May 18

Bethany Donaphin (F/C) is waived.

May 19

K.B. Sharp (G) and Monique Coker (F) are waived.

May 30

Edwige Lawson (G) and Tamara Moore (G) are signed as a free agents.

July 1

Tamara Moore (G) is waived.

Cathrine Kraayeveld (F) is signed as a free agent.

July 26

Jennifer Smith (C) is signed as a free agent.

October 12

Nick DiPillo is re-signed as Assistant Coach.

November 16

Detrina White (F) is selected by the Chicago Sky in the Expansion Draft.

2006

February 7

Cathrine Kraayeveld (F) is re-signed.

February 14

Ashley Battle (F) and Iciss Tillis (F/C) are signed as a free agents.

February 16

Liene Jansone (C) and Svetlana Volnaya (G/F) are signed as a free agents.

February 21

Emilie Gomis (G) is signed as a free agent.

February 24

Kelly Schumacher (C) is acquired from Indiana along with the Fever's first round pick in the 2006 WNBA Draft (12th overall), in exchange for the Liberty's first round pick (ninth overall).

February 27

Barbara Farris (F/C) is signed as free agent.

February 28

Kiesha Brown (G) is signed as free agent.

April 5

Sherill Baker (G) is drafted in the first round (12th overall) of the WNBA Draft.

Brooke Queenan (F) is drafted on the second round (23rd overall) of the WNBA Draft.

Christelle N'Garsanet (C) is drafted in the third round (37th overall) of the WNBA Draft.

April 10

Becky Hammon (G) is re-signed.

April 26

Fifi Camara (F) is waived.

April 28

Liene Jansone (C) is waived.

May 1

Lindsay Bowen (G) and Ashley Earley (G/F) are waived.

May 9

Edwina Brown (G/F) is waived.

May 10

Brooke Queenan (F) is waived.

May 11

Svetlana Volnaya (G/F) is waived.

June 28

Emilie Gomis (G) is waived.

July 2

Ambrosia Anderson (F) is signed.

2007

January 8

Janel McCarville (F/C) is selected as the third pick in the WNBA Dispersal Draft.

March 7

Erin Thorn (G) is resigned. Ashley Battle (F) re-signed

April 4

Becky Hammon (G) and 2008 second round draft pick are traded to San Antonio for the rights to 2007 number 2 selection Jessica Davenport (C) and a 2008 first round draft choice.

Tiffany Jackson (F) drafted in first round (5th overall) of WNBA Draft.

Shay Doron (G) drafted in second round (16th overall) of WNBA Draft

Martina Weber (F) drafted in third round (29th overall) of WNBA Draft

April 11

Shay Doron (G) signed to contract.

April 16

Angelina Williams (G) awarded to New York off waivers and New York withdraws qualifying offer from Iciss Tillis (F)

April 17

Tiffany Jackson (F), Martina Weber (C), and Lindsay Bowen (G) signed to contract.

April 19

Angelina Williams (G) signed to contract.

April 20

Kiesha Brown (G) waived.

April 21

Jessica Davenport (C) is signed to contract.

April 26

Christelle N'Garsanet (C) is waived.

April 27

Ambrosia Anderson (F) is waived.

April 30

Angelina Williams (G) is waived.

May 2

Bruce Hamburger is named Assistant Coach.

June 20

Sherill Baker (G) is traded to the Los Angeles Sparks in exchange for Lisa Willis (G).

2008**February 6**

Ann Wauters (C) is selected by the Atlanta Dream in the WNBA Expansion Draft.

March 5

Shameka Christon (F) is re-signed.

March 6

Ashley Battle (G) is re-signed.
Lindsay Bowen (G) is signed as a free agent.

March 11

Megan Duffy (G) is signed as a free agent.

March 12

Janel McCarville (F/C) is signed to three-year extension.

March 18

Loree Moore (G) is signed to three-year extension.

April 2

LaToya Davis (F/C), Jenni Benningfield (F), and Tiffani Johnson (C) are signed as a free agents.

April 9

Essence Carson (G) drafted in first round (7th overall) of WNBA Draft.
Erlana Larkins (F) drafted in first round (14th overall) of WNBA Draft.
Wanisha Smith (G) drafted in second round (27th overall) of WNBA Draft.
Alberta Auguste (F) drafted in third round (35th overall) of WNBA Draft.

April 16

Kia Wright (G) and Megan Darrah (F) are signed as a free agents.

April 25

Jenni Benningfield (F) is waived.

May 1

Alberta Auguste (F) is waived.

May 2

Kia Wright (G) is waived.

May 5

Wanisha Smith (G) is waived.

May 7

2009 third round draft pick is traded to Phoenix for the rights to Leilani Mitchell (G)

May 9

Shay Doron (G) is waived. Megan Darrah (F) is waived.

May 14

Lindsay Bowen (G) and Tiffani Johnson (C) are waived.

May 15

LaToya Davis (F/C) is waived.

May 16

Martina Weber (C) is waived.

July 5

The Liberty celebrated 200th franchise victory at Phoenix, 93-83.

July 19

New York made professional basketball history in first regular season outdoor game at Arthur Ashe Stadium against Indiana.

2009**January 12**

Cathrine Kraayeveld (F) is re-signed.

April 9

Kia Vaughn (C) drafted in first round (8th overall) of WNBA Draft.
Abby Waner (G) drafted in second round (21st overall) of WNBA Draft.

April 28

Anne Donovan is named Assistant Coach.

May 5

Sidney Spencer (G) is acquired from Los Angeles via trade for the Liberty's 2010 first round draft pick.

May 29

Abby Waner (G) is waived.

June 4

Lisa Willis (G) and Jessica davenport (C) are waived.

July 31

Pat Coyle is relieved of her duties. Anne Donovan is named interim Head Coach.

August 10

Laurie Byrd is named interim Assistant Coach.

December 3

Anne Donovan is named Head Coach.

December 14

Nicole Powell (F) is selected as the first overall pick in the WNBA Dispersal Draft.

2010**January 5**

Laurie Byrd is named Assistant Coach.

March 30

Cappie Pondexter (G) and Kelly Mazzante (G) are acquired from Phoenix in exchange for Shameka Christon (F) and Cathrine Kraayeveld (F). New York received Chicago's 2010 second round draft choice.

April 6

Loree Moore (G) is waived.

April 8

Kelly Mazzante (G) is waived.
Kalana Greene (G) is drafted in the second round (13th overall) of WNBA Draft.
Ashley Houts (G) drafted in the second round (16th overall) of WNBA Draft.
Cory Montgomery (F) drafted in third round (25th overall) of WNBA Draft.

April 20

Ashley Battle (G) is waived.

April 22

Taj McWilliams-Franklin (C) is signed as a free agent.

April 23

Brandie Hoskins (F), Tamara James (F), Katie Mattera (C), April Phillips (F), Laine Sewlyn (G), and Erica Williamson (C) are signed as free agents.

April 28

Brandie Hoskins (F) is waived.

May 3

Laine Selwyn (G) is waived.

May 4

Katie Mattera (C) is waived.

May 9

Cory Montgomery (F) and Tamara James (F) are waived.

May 12

Ashley Houts (G) is traded to the Washington Mystics in exchange for Nikki Blue (G).

June 14

Tiffany Jackson (F) is traded to the Tulsa Shock in exchange for Plenette Pierson (F).

August 20

The Liberty sets a franchise best 10-game winning streak

October 12

John Whisenant is named Head Coach

December 17

Monique Ambers and Lady Grooms are named Assistant Coaches.
Jill Culbertson is named Assistant General Manager

2011**March 14**

Sidney Spencer (F) is re-signed.

April 5

Ewelina Kobryn (F) is signed as a free agent.

April 11

Alex Montgomery (G) is drafted in the first round (10th overall) of WNBA Draft.
Angel Robinson (C) is drafted in the second round (22nd overall) of WNBA Draft.
Mekia Valentine (C) is drafted in the second round (34th overall) of the WNBA Draft.
Angel Robinson (C) (22nd overall) is traded to the Minnesota Lynx for Jessica Breland (F) (36th overall).
Kalana Greene (G) is traded to Connecticut Sun for No. 16 pick Sydney Colson (G).

May 15

Crystal Kelly (F) and Whitney Boddie (G) are signed.

May 27

The Liberty acquired Quanitra Hollingsworth (C) from the Minnesota Lynx in exchange for the right to swap third-round picks in the 2012 Draft.

June 1

Waived Mekia Valentine (C), Whitney Boddie (G), Crystal Kelly (F), and Ewelina Kobryn (F).

July 4

Waived Jessica Breland (F) and signed Felicia Chester (F).

July 21

Waived Felicia Chester (F).

July 28

Signed Ta'Shia Phillips (C).

August 4

Traded Sidney Spencer (F) to the Phoenix Mercury in exchange for Kara Braxton (F/C).

2012**February 14**

Leilani Mitchell (G) contract is extended.

February 24

Kelly Miller (G) is signed.

March 5

Rafaella Masciadri (F) is signed.

April 13

DeMya Walker (F) is signed, and Essence Carson's (G) contract is extended.

April 23

Laura Broomfield (F) and lasia Hemingway (G) are signed.

April 26

Norm Ellenberger is named Assistant Coach.

April 27

Kelley Cain (C) is drafted in the first round (seventh overall) of the WNBA Draft.
Katelan Redmon (G/F) is drafted in the third round (36th overall).

May 11

lasia Hemingway (G) is waived.

May 16

Laura Broomfield (F) and Sydney Colson (G) are waived.

May 17

Katelan Redmon (G/F) and Raffaella Masciadri (F) are waived.

July 2

Kelly Miller (G) is waived.

August 16

Plenette Pierson (F) contract is extended.

September 24

Cappie Pondexter (G) contract is extended.

October 25

Bill Laimbeer is named team's general manager and head coach.

2013**February 25**

Essence Carson (G) is resigned.
Katie Smith (G) is signed.

February 27

Executed a trade with the Washington Mystics, acquiring the seventh overall pick in the 2013 WNBA Draft in exchange for Kia Vaughn (C) and a 2013 second round pick (No. 17 overall).

March 1

Acquired a 2013 second round pick (15th overall), a 2013 third round selection (27th overall) and the rights to Deanna Nolan (G) from the Tulsa Shock, as part of a three-team deal. Tulsa received Candice Wiggins (G) in a sign and trade with the Minnesota Lynx as well as Nicole Powell (F) and a 2013 third round selection (29th overall) from the Liberty. Minnesota received Janel McCarville (F) in a sign and trade with the Liberty and a 2014 second round selection from the Shock.

March 4

Kara Braxton (C) is resigned.

March 12

Cheryl Ford (F) is signed.

March 21

Former Liberty players, Barbara Farris and Taj McWilliams-Franklin are hired as assistant coaches. In addition, Teresa Weatherspoon and Tamika Whitmore join the staff as coaching associates to consult with the team during training camp and periodically during the season.

April 15

Alex Montgomery (G) is drafted in the first round (10th overall) of the WNBA Draft. Kelsey Bone (F) is drafted in the first round (5th overall) of the WNBA Draft. Toni Young (F) is drafted in the first round (7th overall) of the WNBA Draft. Kamiko Williams (G) is drafted in the second round (15th overall) of the WNBA Draft. Shenneika Smith (G) is drafted in the third round (25th overall) of the WNBA Draft. Olcay Cakir (G) is drafted in the third round (27th overall) of the WNBA Draft.

June 17

Avery Warley (C) is signed.

July 18

Avery Warley (C) is waived.

July 22

Samantha Prahalis (G) is signed to a seven-day contract.

July 29

Samantha Prahalis (G) is signed to a seven-day contract.

August 5

Chucky Jeffery (G) is signed to a seven-day contract.

August 11

Delisha Milton-Jones (F) is claimed off of waivers.

November 19

Katie Smith is named an assistant coach.

2014**April 14**

Executed a trade with Connecticut, acquiring Tina Charles (F/C) and 2015 third round pick in exchange for Kelsey Bone (F), 2014 first round selection Alyssa Thomas (F) and a 2015 first round pick. Tyuanna Marshall (G) is drafted in the second round (14th overall) of the WNBA Draft. Meighan Simmons (G) is drafted in the third round (26th overall) of the WNBA Draft.

April 16

Acquired Sugar Rodgers (G) from Minnesota for the right to swap 2015 third round picks.

April 21

Leliani Mitchell (G) notified the Liberty she would sit out the 2014 season.

May 28

Waived Kara Braxton (C) and signed free agent Shanece McKinney (C).

June 2

Waived Kamiko Williams (G) and signed free agent Avery Warley-Talbert (C).

June 21

Waived Toni Young (F).

June 23

Signed free agent Charde Houston (F).

July 8

New York Liberty's Cappie Pondexter (G) was voted a starter for the 2014 Boost Mobile WNBA All-Star Game.

July 9

Acquired Swin Cash (F) in a trade with the Atlanta Dream, in exchange for Delisha Milton-Jones (F).

July 14

Signed free agent Natasha Lacy (G) to a seven-day contract.

July 24

Liberty record franchise win No. 300 with an 84-80 overtime win at Seattle.

August 7

Waived Leliani Mitchell (G).

October 14

Bill Laimbeer's contract not renewed for 2015 season.

2015**January 8**

Bill Laimbeer is re-signed as head coach.

January 25

Kristin Bernert is named New York Liberty Senior Vice President for Business and Basketball Operations.

February 2

Signed free agents Tanisha Wright (G), Carolyn Swords (C) and Rebecca Allen (F).

February 9

Re-signed Alex Montgomery (F), Avery Warley-Talbert (C), and Natasha Lacy (G).

February 16

Acquired two-time WNBA All-Star Epiphanny Prince (G) in a trade with the Chicago Sky, in exchange for Cappie Pondexter (G).

March 9

Signed free agent Candice Wiggins (G).

March 26

Katie Smith and Herb Williams are named Assistant Coaches. Additionally, Teresa Weatherspoon is named Director of Player Development.

April 6

Re-signed Swin Cash (F).

April 16

Alex Montgomery (G) is traded to the San Antonio Stars in exchange for the 9th overall pick in the 2015 WNBA Draft.

Brittany Boyd (G) is selected in the first round (9th overall) of the WNBA Draft.

Anna Cruz (G) and the 16th and 35th overall picks in the 2015 WNBA Draft are traded to the Minnesota Lynx in exchange for the 11th, 23rd, and 28th overall picks in the 2015 WNBA Draft.

Kiah Stokes (C) is selected in the first round (11th overall) of the WNBA Draft.

Amber Orrange (G) is selected in the second round (23rd overall) of the WNBA Draft.

Laurin Mincy (G) is selected in the third round (27th overall) of the WNBA Draft.

Michala Johnson (F) is selected in the third round (28th overall) of the WNBA Draft.

May 5

Isiah Thomas named Team President.

May 20

Waived Laurin Mincy (G).

May 28

Waived Amber Orrange (G) and Shanece McKinney (C).

June 3

Waived Chelsea Hopkins (G).

June 4

DraftKings announced as New York Liberty marquee partner and jersey sponsor.

June 14

It is announced Rebecca Allen (F) will miss the remainder of the season.

July 14

Tina Charles (F) is named WNBA All-Star starter.

August 2

Becky Hammon is inducted into New York Liberty Ring of Honor.

September 8

Sign Erica Wheeler (G) to rest of season contract.

September 9

Liberty clinch home court advantage throughout the WNBA Playoffs for the first time in franchise history and win franchise-record 23rd regular season game of the year.

2016

1997 NEW YORK LIBERTY FINAL STATISTICS (17-11)

NO	PLAYER	GP-GS	MIN	FGM-FGA	FG%	3-POINT		FTM-FTA	FT%	---REBOUNDS---			AST	PF-DQ	STL	TO	BLK	PTS/AVG
						FGM-FGA	FG%			OFF	DEF	TOT/AVG						
	Witherspoon	28-28	867	140-345	.406	44-126	.349	83-111	.748	30	54	84/3.0	64	62-0	49	77	7	407/14.5
	Lobo	28-28	939	133-354	.376	18-63	.286	64-105	.610	62	141	203/7.3	53	73-1	26	88	51	348/12.4
	Hampton	28-28	663	99-210	.471	0-1	.000	73-114	.640	52	111	163/5.8	38	68-1	39	49	19	271/9.7
	Johnson	26-25	789	108-269	.401	4-21	.190	27-35	.771	46	64	110/4.2	66	52-0	19	49	4	247/9.5
	Weatherspoon	28-28	924	64-137	.467	3-35	.086	65-100	.650	25	91	116/4.1	172	72-0	85	94	2	196/7.0
	Trice	28-0	340	51-92	.554	2-8	.250	30-45	.667	32	36	68/2.4	2	65-0	9	40	9	134/4.8
	Ford	28-3	473	43-114	.377	3-20	.150	27-44	.614	28	20	48/1.7	25	56-1	28	38	5	116/4.1
	Wicks	28-0	332	38-107	.355	2-7	.286	22-33	.667	36	58	94/3.4	29	52-0	17	46	18	100/3.6
	Blades	28-0	290	25-70	.357	17-54	.315	13-20	.650	6	15	21/0.8	30	55-1	14	39	1	80/2.9
	Perazic-Gipe	9-0	47	5-13	.385	0-3	.000	0-0	.000	2	9	11/1.2	4	1-0	3	7	0	10/1.1
	Crumpton-Moorer	2-0	11	1-4	.250	0-1	.000	0-0	.000	1	1	2/1.0	1	0-0	0	1	0	2/1.0
	LIBERTY	28	5675	707-1715	.412	93-339	.274	404-607	.666	320	600	920/32.9	484	556-4	289	536	116	1911/68.3
	OPPONENTS	28	5675	661-1690	.391	106-320	.331	416-564	.738	327	604	931/33.3	397	563-3	278	570	87	1844/65.9

1997 NEW YORK LIBERTY FINAL STATISTICS (1-1)

NO	PLAYER	GP-GS	MIN	FGM-FGA	FG%	3-POINT		FTM-FTA	FT%	---REBOUNDS---			AST	PF-DQ	STL	TO	BLK	PTS/AVG
						FGM-FGA	FG%			OFF	DEF	TOT/AVG						
	Hampton	2-2	65	10-19	.526	0-0	.000	7-10	.700	5	22	27/13.5	1	2-0	1	3	1	27/13.5
	Lobo	2-2	68	9-21	.429	0-3	.000	7-12	.583	5	13	18/9.0	4	8-0	0	5	4	25/12.5
	Johnson	2-2	68	11-26	.423	0-1	.000	1-2	.500	5	7	12/6.0	4	6-0	2	2	1	23/11.5
	Witherspoon	2-2	65	5-18	.278	2-5	.400	0-0	.000	2	8	10/5.0	5	7-0	3	5	2	12/6.0
	Weatherspoon	2-2	75	5-10	.500	0-2	.000	0-2	.000	1	2	3/1.5	10	6-0	4	12	0	10/5.0
	Trice	2-0	16	4-5	.800	0-0	.000	1-1	1.000	1	1	2/1.0	0	5-0	1	2	1	9/4.5
	Wicks	2-0	11	2-6	.333	0-0	.000	0-0	.000	0	4	4/2.0	1	4-0	1	3	1	4/2.0
	Blades	1-0	13	0-0	.000	0-0	.000	0-0	.000	0	0	0/0.0	2	1-0	0	2	0	0/0.0
	Ford	2-0	19	0-5	.000	0-1	.000	0-0	.000	1	0	1/0.5	1	3-0	2	0	0	0/0.0
	LIBERTY	2	400	46-110	.418	2-12	.167	16-27	.593	20	57	77/38.5	28	42-0	14	34	10	110/55.0
	OPPONENTS	2	400	37-121	.306	5-25	.200	27-39	.692	23	40	63/31.5	15	31-0	19	23	6	106/53.0

1997 SCHEDULE/RESULTS

JUNE (4-0)						AUGUST (3-7)					
21	at Los Angeles	W	67-57	1-0	W1	2	PHOENIX	W	78-70	15-4	W1
23	at Sacramento	W	73-62	2-0	W2	5	LOS ANGELES	L	50-67	15-5	L1
26	at Houston	W	62-60 OT	3-0	W3	10	at Sacramento	L	69-76	15-6	L2
29	PHOENIX	W	65-57	4-0	W4	12	at Phoenix	L	67-77	15-7	L3
JULY (10-4)						15	SACRAMENTO	W	79-63	16-7	W1
2	HOUSTON	W	70-67	5-0	W5	17	HOUSTON	L	55-70	16-8	L1
4	at Houston	W	65-58	6-0	W6	19	at Utah	L	75-81	16-9	L2
5	at Utah	W	66-63	7-0	W7	20	at Los Angeles	L	76-78	16-10	L3
7	at Phoenix	L	50-69	7-1	L1	23	at Cleveland	L	71-72	16-11	L4
9	at Charlotte	L	69-87	7-2	L2	24	CLEVELAND	W	79-72 OT	17-11	W1
10	CHARLOTTE	W	62-48	8-2	W1	WNBA Smifinals					
14	at Cleveland	W	68-57	9-2	W2	28	at Phoenix	W	59-41		
15	CLEVELAND	W	76-59	10-2	W3	WNBA Finals					
17	UTAH	W	80-54	11-2	W4	30	at Houston	L	52-65		
19	LOS ANGELES	W	69-57	12-2	W5						
22	UTAH	L	71-78	12-3	L1						
23	at Charlotte	W	65-63	13-3	W1						
26	CHARLOTTE	L	61-64	13-4	L1						
30	SACRAMENTO	W	73-68 OT	14-4	W1						

1998 NEW YORK LIBERTY FINAL STATISTICS (18-12)

NO	PLAYER	GP-GS	MIN	FGM-FGA	FG%	3-POINT		FTM-FTA	FT%	---REBOUNDS---			AST	PF-DQ	STL	TO	BLK	PTS/AVG
						FGM-FGA	FG%			OFF	DEF	TOT/AVG						
	Witherspoon	30-30	898	144-359	.401	33-96	.344	92-117	.786	33	58	91/3.0	57	54-0	40	73	4	413/13.8
	Johnson	30-30	905	146-327	.446	21-56	.375	63-82	.768	44	70	114/3.8	74	70-1	31	45	7	376/12.5
	Lobo	30-30	875	136-281	.484	12-39	.308	66-93	.710	70	137	207/6.9	44	98-1	17	67	33	350/11.7
	Hampton	30-30	745	98-217	.452	0-1	.000	78-109	.716	53	128	181/6.0	26	90-1	33	62	15	274/9.1
	Weatherspoon	30-30	1002	73-188	.388	16-49	.327	42-69	.609	20	100	120/4.0	191	85-0	100	96	0	204/6.8
	Ford	30-0	471	60-138	.435	2-11	.182	25-40	.625	23	14	37/1.2	23	68-0	32	16	2	147/4.9
	Wicks	30-0	444	46-107	.430	0-3	.000	36-45	.800	40	43	83/2.8	36	66-0	16	48	10	128/4.3
	Trice	10-0	77	7-17	.412	0-0	.000	7-11	.636	7	11	18/1.8	1	12-0	0	7	3	21/2.1
	Branzova	11-0	94	9-25	.360	2-4	.500	3-4	.750	6	10	16/1.5	5	12-0	3	12	1	23/2.1
	Washington	28-0	226	15-51	.294	5-21	.238	18-26	.692	5	21	26/0.9	44	31-0	17	37	0	53/1.9
	Cebrian	22-0	187	15-35	.429	0-0	.000	8-14	.571	12	15	27/1.2	8	32-0	1	20	7	38/1.7
	Thompson	19-0	126	9-39	.231	1-1	1.000	12-19	.632	7	17	24/1.3	4	12-0	1	8	2	31/1.6
	LIBERTY	30	6050	758-1784	.425	92-281	.327	450-629	.715	320	624	944/31.5	513	630-3	291	501	84	2058/68.6
	OPPONENTS	30	6050	709-1693	.419	103-325	.317	445-625	.712	272	620	892/29.7	420	610-4	261	538	81	1966/65.5

1998 SCHEDULE/RESULTS

JUNE (5-4)						15	at Charlotte	L	65-72	8-8	L3	
11	at Cleveland	L	71-78	0-1	L1	16	at Cleveland	L	51-60	8-9	L4	
13	at Houston	L	62-73	0-2	L2	18	at Phoenix	W	69-63	9-9	W1	
15	at Utah	L	60-71	0-3	L3	21	at Los Angeles	W	92-77	10-9	W2	
18	at Sacramento	W	64-48	1-3	W1	24	at Sacramento	W	76-54	11-9	W3	
19	at Los Angeles	L	75-78	1-4	L1	26	DETROIT	W	78-62	12-9	W4	
21	UTAH	W	68-64	2-4	W1	AUGUST (6-3)						
23	CLEVELAND	W	59-57	3-4	W2	1	at Washington	W	67-53	13-9	W5	
26	SACRAMENTO	W	62-48	4-4	W3	2	CHARLOTTE	W	85-67	14-9	W6	
29	PHOENIX	W	71-68	5-4	W4	5	at Charlotte	L	61-69	14-10	L1	
JULY (7-5)						8	LOS ANGELES	W	80-62	15-10	W1	
1	vs. Detroit	L	65-82	5-5	L1	11	PHOENIX	W	79-78	OT	16-10	W2
3	WASHINGTON	W	76-60	6-5	W1	13	WASHINGTON	W	88-45	17-10	W3	
5	at Washington	W	62-61	OT	7-5	15	HOUSTON	W	70-54	18-10	W4	
6	DETROIT	W	59-56	8-5	W3	17	CLEVELAND	L	64-70	18-11	L1	
8	HOUSTON	L	54-79	8-6	L1	19	at Detroit	L	68-82	18-12	L2	
12	CHARLOTTE	L	57-75	8-7	L2							

1999 NEW YORK LIBERTY FINAL STATISTICS (18-14)

NO	PLAYER	GP-GS	MIN	FGM-FGA	FG%	3-POINT		FTM-FTA	FT%	---REBOUNDS---			AST	PF-DQ	STL	TO	BLK	PTS/AVG
						FGM-FGA	FG%			OFF	DEF	TOT/AVG						
	Johnson	32-32	1082	165-394	.419	25-71	.352	72-86	.837	43	99	142/4.4	106	77-0	44	66	1	427/13.3
	Robinson	32-9	901	125-285	.439	76-174	.437	49-58	.845	38	51	89/2.8	49	78-1	44	46	11	375/11.7
	Hampton	32-32	856	112-260	.431	1-2	.500	68-91	.747	61	118	179/5.6	22	110-1	22	51	18	293/9.2
	Witherspoon	32-23	581	97-245	.396	28-78	.359	49-69	.710	20	27	47/1.5	37	54-0	33	48	2	271/8.5
	Whitmore	27-1	573	80-184	.435	1-8	.125	53-78	.679	43	53	96/3.6	18	78-1	16	56	6	214/7.9
	Weatherspoon	32-32	1086	80-190	.421	31-82	.378	38-56	.679	22	82	104/3.3	205	91-1	78	80	3	229/7.2
	Wicks	32-30	938	91-226	.403	2-15	.133	32-52	.615	76	147	223/7.0	45	123-5	41	63	43	216/6.8
	Hammon	30-0	202	27-64	.422	11-38	.289	15-17	.882	2	17	19/0.6	17	27-0	6	24	0	80/2.7
	Lacy	17-0	111	10-24	.417	0-0	.000	12-15	.800	7	13	20/1.2	1	24-0	3	14	4	32/1.9
	Van Gorp	21-0	117	8-24	.333	0-0	.000	4-5	.800	5	12	17/0.8	7	23-0	1	3	3	20/1.0
	Washington	19-0	77	5-18	.278	0-5	.000	2-2	1.000	1	6	7/0.4	15	15-0	9	13	0	12/0.6
	Lobo	1-1	1	0-0	.000	0-0	.000	0-0	.000	1	0	1/1.0	0	0-0	0	1	0	0/0.0
	LIBERTY	32	6525	800-1914	.418	175-473	.370	394-529	.745	319	625	944/29.5	522	700-9	297	482	91	2169/67.8
	OPPONENTS	32	6525	720-1747	.412	109-405	.269	540-723	.747	299	682	981/30.7	451	584-3	252	557	89	2089/65.3

1999 NEW YORK LIBERTY PLAYOFF STATISTICS (3-3)

NO	PLAYER	GP-GS	MIN	FGM-FGA	FG%	3-POINT		FTM-FTA	FT%	---REBOUNDS---			AST	PF-DQ	STL	TO	BLK	PTS/AVG
						FGM-FGA	FG%			OFF	DEF	TOT/AVG						
	Robinson	6-6	205	32-64	.500	15-39	.385	7-7	1.000	7	11	18/3.0	13	20-1	6	10	2	86/14.3
	Johnson	6-6	185	24-57	.421	4-10	.400	9-14	.643	4	17	21/3.5	18	15-0	2	15	2	61/10.2
	Hampton	6-6	181	21-49	.429	0-1	.000	11-17	.647	16	31	47/7.8	11	15-0	2	11	7	53/8.8
	Weatherspoon	6-6	203	19-42	.452	7-19	.368	6-8	.750	4	17	21/3.5	45	23-0	6	12	0	51/8.5
	Witherspoon	6-0	86	17-38	.447	4-10	.400	7-11	.636	7	6	13/2.2	2	13-0	4	8	0	45/7.5
	Wicks	6-6	174	17-46	.370	2-5	.400	6-9	.667	14	27	41/6.8	10	17-0	6	4	6	42/7.0
	Whitmore	6-0	114	15-31	.484	0-0	.000	5-14	.357	5	5	10/1.7	3	14-0	4	10	2	35/5.8
	Hammon	6-0	50	2-12	.167	2-9	.222	6-6	1.000	0	1	1/0.2	5	3-0	0	6	0	12/2.0
	Lacy	1-0	2	0-0	.000	0-0	.000	0-0	.000	0	0	0/0.0	0	1-0	0	1	0	0/0.0
	LIBERTY	6	1200	147-339	.434	34-93	.366	57-86	.663	57	115	172/28.7	107	121-1	30	81	19	385/64.2
	OPPONENTS	6	1200	128-323	.396	26-79	.329	119-155	.768	58	117	175/29.2	79	91-0	55	64	16	401/66.8

1999 SCHEDULE/RESULTS

JUNE (5-2)						AUGUST (7-4)						
10	CLEVELAND	W	87-60	1-0	W1	1	ORLANDO	W	74-61	12-10	W1	
12	at Charlotte	W	68-57	2-0	W2	3	at Utah	W	61-59	13-10	W2	
14	WASHINGTON	L	61-83	2-1	L1	6	at Phoenix	L	55-68	13-11	L1	
18	LOS ANGELES	W	85-72	3-1	W1	8	HOUSTON	W	74-71	14-11	W1	
20	DETROIT	W	69-62	4-1	W2	9	at Orlando	W	80-75	15-11	W2	
27	CHARLOTTE	W	72-58	5-1	W3	11	at Washington	L	56-59	OT	15-12	L1
28	at Detroit	L	71-91	5-2	L1	13	at Detroit	W	60-56	16-12	W1	
						15	DETROIT	L	57-63	16-13	L1	
						17	WASHINGTON	W	66-54	17-13	W1	
						19	CLEVELAND	W	72-55	18-13	W2	
						21	at Cleveland	L	56-66	18-14	L1	
						<i>Eastern Conference Finals</i>						
						27	at Charlotte	L	67-78			
						29	CHARLOTTE	W	74-70			
						30	CHARLOTTE	W	69-54			
						<i>SEPTEMBER</i>						
						<i>WNBA Finals</i>						
						2	HOUSTON	L	60-73			
						4	at Houston	W	68-67			
						5	at Houston	L	47-59			

2000 NEW YORK LIBERTY FINAL STATISTICS (20-12)

NO	PLAYER	GP-GS	MIN	FGM-FGA	FG%	3-POINT		FTM-FTA	FT%	---REBOUNDS---					PF-DQ	STL	TO	BLK	PTS/AVG
						FGM-FGA	FG%			OFF	DEF	TOT/AVG	AST						
	Phillips	31-30	978	170-364	.467	2-8	.250	85-130	.654	86	161	247/8.0	28	110-5	59	85	21	427/13.8	
	Johnson	31-31	1023	143-324	.441	27-71	.380	67-76	.882	40	97	137/4.4	77	48-0	22	57	5	380/12.3	
	Hammon	32-16	835	119-252	.472	52-141	.369	61-69	.884	19	45	64/2.0	58	55-0	29	62	1	351/11.0	
	Robinson	27-14	722	86-201	.428	36-102	.353	30-33	.909	26	42	68/2.5	48	74-0	23	33	10	238/8.8	
	Whitmore	32-16	689	109-253	.431	0-3	.000	59-84	.702	34	71	105/3.3	20	102-1	17	53	17	277/8.7	
	Weatherspoon	32-32	1078	67-153	.438	11-44	.250	60-81	.741	16	93	109/3.4	205	85-0	65	86	5	205/6.4	
	Wicks	32-12	680	55-143	.385	1-5	.200	45-62	.726	49	100	149/4.7	21	78-1	26	50	39	156/4.9	
	Lacy	2-2	18	2-5	.400	0-0	.000	2-4	.500	1	4	5/2.5	0	0-0	0	2	0	6/3.0	
	Ferragut	23-4	154	23-53	.434	3-10	.300	1-2	.500	4	13	17/0.7	4	34-0	0	11	2	50/2.2	
	Mahoney	15-3	158	11-38	.289	1-5	.200	4-8	.500	10	20	30/2.0	4	14-0	2	5	1	27/1.8	
	Firsova	9-0	19	4-10	.400	0-1	.000	4-5	.800	0	4	4/0.4	1	8-0	0	2	1	12/1.3	
	Bibby	17-0	69	3-18	.167	2-6	.333	11-13	.846	3	2	5/0.3	11	9-0	3	12	0	19/1.1	
	Francis	1-0	2	0-1	.000	0-0	.000	0-0	.000	0	0	0/0.0	0	0-0	0	0	0	0/0.0	
	LIBERTY	32	6425	792-1815	.436	135-396	.341	429-567	.757	288	652	940/29.4	477	617-7	246	474	102	2148/67.1	
	OPPONENTS	32	6425	741-1822	.407	116-420	.276	437-590	.741	320	647	967/30.2	462	645-5	223	479	94	2035/63.6	

2000 NEW YORK LIBERTY PLAYOFF STATISTICS (4-3)

NO	PLAYER	GP-GS	MIN	FGM-FGA	FG%	3-POINT		FTM-FTA	FT%	---REBOUNDS---					PF-DQ	STL	TO	BLK	PTS/AVG
						FGM-FGA	FG%			OFF	DEF	TOT/AVG	AST						
	Phillips	7-7	222	48-95	.505	0-1	.000	18-23	.783	16	37	53/7.6	8	26-1	12	16	6	114/16.3	
	Whitmore	7-7	196	31-65	.477	1-2	.500	18-24	.750	9	18	27/3.9	6	22-0	3	15	9	81/11.6	
	Johnson	7-7	237	27-71	.380	6-22	.273	12-14	.857	10	25	35/5.0	24	14-0	8	13	0	72/10.3	
	Hammon	7-7	206	21-49	.429	7-23	.304	17-19	.895	5	5	10/1.4	15	10-0	9	17	0	66/9.4	
	Robinson	7-0	150	16-39	.410	9-19	.474	5-5	1.000	7	13	20/2.9	5	12-0	9	10	1	46/6.6	
	Weatherspoon	7-7	253	12-34	.353	1-5	.200	7-11	.636	2	17	19/2.7	49	20-1	19	20	0	32/4.6	
	Wicks	7-0	131	9-26	.346	1-1	1.000	4-4	1.000	11	16	27/3.9	3	21-0	7	5	9	23/3.3	
	Ferragut	3-0	12	2-3	.667	2-2	1.000	0-0	.000	0	3	3/1.0	1	4-0	1	0	0	6/2.0	
	Firsova	3-0	6	3-4	.750	0-0	.000	0-0	.000	1	0	1/0.3	0	1-0	0	0	0	6/2.0	
	Bibby	3-0	8	2-2	1.000	0-0	.000	0-0	.000	0	0	0/0.0	2	0-0	0	2	0	4/1.3	
	Francis	2-0	4	0-2	.000	0-1	.000	0-0	.000	1	0	1/0.5	0	0-0	0	0	0	0/0.0	
	LIBERTY	7	1425	171-390	.438	27-76	.355	81-100	.810	62	134	196/28.0	113	130-2	68	103	25	450/64.3	
	OPPONENTS	7	1425	157-388	.405	27-95	.284	85-111	.766	75	136	211/30.1	97	112-0	59	107	21	426/60.9	

2000 SCHEDULE/RESULTS

MAY (0-2)								14	at Orlando	W	55-51	12-9	W5
29	at Houston	L	68-84	0-1	L1			19	at Seattle	W	78-55	13-9	W6
31	at Phoenix	L	48-51	0-2	L2			20	at Los Angeles	L	66-82	13-10	L1
JUNE (7-5)								23	HOUSTON	W	69-64	14-10	W1
3	UTAH	W	87-76	1-2	W1			24	at Washington	W	78-64	15-10	W2
4	at Washington	L	67-79	1-3	L1			28	at Charlotte	W	66-56	16-10	W3
7	at Detroit	W	73-69	2-3	W1			29	CLEVELAND	W	81-67	17-10	W4
9	SACRAMENTO	L	56-77	2-4	L1			31	CHARLOTTE	W	81-56	18-10	W5
10	at Indiana	W	70-62	3-4	W1			AUGUST (2-2)					
13	WASHINGTON	L	56-57	3-5	L1			4	ORLANDAO	W	70-57	19-10	W6
18	MIAMI	W	58-52	4-5	W1			6	at Miami	L	41-57	19-11	L1
21	DETROIT	L	63-67	4-6	L1			8	CLEVELAND	W	57-44	20-11	W1
23	at Indiana	W	69-60	5-6	W1			9	at Detroit	L	63-66	20-12	L1
25	LOS ANGELES	L	67-72	5-7	L1			<i>Eastern Conference Semifinals</i>					
28	PHOENIX	W	82-69	6-7	W1			12	at Washington	W	72-63		
30	INDIANA	W	72-70	7-7	W2			14	WASHINGTON	W	78-57		
JULY (11-3)								17	at Cleveland	L	43-56		
1	at Orlando	L	57-69	7-8	L1			<i>Eastern Conference Finals</i>					
3	at Cleveland	L	65-66 OT	7-9	L2			20	CLEVELAND	W	51-45		
5	PORTLAND	W	62-45	8-9	W1			21	CLEVELAND	W	81-67		
7	at Minnesota	W	76-70	9-9	W2			<i>WNBA Finals</i>					
8	MIAMI	W	63-51	10-9	W3			24	HOUSTON	L	52-59		
12	CHARLOTTE	W	84-70	11-9	W4			26	at Houston	L	73-79		

2001 NEW YORK LIBERTY FINAL STATISTICS (21-11)

NO	PLAYER	GP-GS	MIN	FGM-FGA	FG%	3-POINT		FTM-FTA	FT%	---REBOUNDS---			AST	PF-DQ	STL	TO	BLK	PTS/AVG
						FGM-FGA	FG%			OFF	DEF	TOT/AVG						
	Phillips	32-32	1049	208-410	.507	0-4	.000	73-125	.584	89	168	257/8.0	34	110-0	48	84	17	489/15.3
	Johnson	32-32	939	135-326	.414	30-82	.366	53-70	.757	23	84	107/3.3	87	62-1	35	52	4	353/11.0
	Robinson	32-32	980	123-267	.461	70-168	.417	26-29	.897	23	69	92/2.9	83	86-1	32	28	8	342/10.7
	Hammon	32-0	619	90-197	.457	42-111	.378	40-51	.784	10	42	52/1.6	51	46-0	27	48	1	262/8.2
	Whitmore	32-29	752	96-222	.432	1-2	.500	33-58	.569	29	68	97/3.0	19	70-0	17	33	10	226/7.1
	Cooper	4-0	51	8-12	.667	0-0	.000	10-13	.769	7	4	11/2.8	1	6-0	0	3	2	26/6.5
	Weatherspoon	32-32	974	72-167	.431	10-26	.385	53-79	.671	29	89	118/3.7	203	83-1	55	81	4	207/6.5
	Wicks	30-3	602	61-130	.469	0-7	.000	35-52	.673	36	102	138/4.6	37	86-2	36	43	30	157/5.2
	Lazic	8-0	55	8-20	.400	0-2	.000	1-2	.500	2	4	6/0.8	3	9-0	3	10	0	17/2.1
	Ford	1-0	3	1-1	1.000	0-0	.000	0-0	.000	0	1	1/1.0	0	0-0	0	0	0	2/2.0
	Daley	15-0	66	10-21	.476	0-5	.000	5-9	.556	3	5	8/0.5	10	12-0	8	7	1	25/1.7
	Nagy	23-0	213	13-31	.419	6-12	.500	2-4	.500	0	9	9/0.4	24	25-1	2	23	3	34/1.5
	Lobo	16-0	85	7-22	.318	1-2	.500	2-4	.500	2	12	14/0.9	1	16-0	2	7	0	17/1.1
	Radunovic	4-0	9	1-2	.500	0-0	.000	2-2	1.000	1	3	4/1.0	0	3-0	0	2	1	4/1.0
	Amachree	2-0	3	0-0	.000	0-0	.000	1-2	.500	1	0	1/0.5	0	2-0	0	1	1	1/0.5
	LIBERTY	32	6400	833-1828	.456	160-421	.380	336-500	.672	255	660	915/28.6	553	616-6	265	437	82	2162/67.6
	OPPONENTS	32	6400	744-1759	.423	133-394	.338	461-640	.720	304	679	983/30.7	430	600-4	223	496	76	2082/65.1

2001 NEW YORK LIBERTY PLAYOFF STATISTICS (3-3)

NO	PLAYER	GP-GS	MIN	FGM-FGA	FG%	3-POINT		FTM-FTA	FT%	---REBOUNDS---			AST	PF-DQ	STL	TO	BLK	PTS/AVG
						FGM-FGA	FG%			OFF	DEF	TOT/AVG						
	Johnson	6-6	218	34-75	.453	6-22	.273	15-15	1.000	7	20	27/4.5	28	11-0	13	14	2	89/14.8
	Robinson	6-6	223	27-54	.500	12-29	.414	3-4	.750	7	16	23/3.8	8	15-0	8	14	2	69/11.5
	Phillips	6-6	202	26-62	.419	0-1	.000	16-34	.471	15	34	49/8.2	10	17-1	9	17	6	68/11.3
	Whitmore	6-6	152	18-44	.409	0-1	.000	6-10	.600	10	12	22/3.7	4	13-0	4	7	4	42/7.0
	Wicks	6-0	118	12-27	.444	0-0	.000	4-5	.800	10	10	20/3.3	5	17-0	2	8	6	28/4.7
	Weatherspoon	6-6	198	8-38	.211	3-11	.273	4-4	1.000	7	15	22/3.7	28	16-0	7	5	0	23/3.8
	Hammon	6-0	48	6-17	.353	3-10	.300	0-0	.000	0	3	3/0.5	2	3-0	1	3	0	15/2.5
	Nagy	4-0	30	3-4	.750	0-0	.000	2-3	.667	0	4	4/1.0	3	2-0	0	3	1	8/2.0
	Cooper	3-0	8	0-2	.000	0-0	.000	0-0	.000	0	1	1/0.3	0	2-0	0	0	0	0/0.0
	Daley	1-0	1	0-0	.000	0-0	.000	0-0	.000	0	0	0/0.0	0	0-0	0	1	0	0/0.0
	Lazic	2-0	2	0-0	.000	0-0	.000	0-0	.000	0	1	1/0.5	0	0-0	0	1	0	0/0.0
	LIBERTY	6	1200	134-323	.415	24-74	.324	50-75	.667	56	116	172/28.7	88	96-1	44	76	21	342/57.0
	OPPONENTS	6	1200	116-302	.384	28-72	.389	67-94	.713	52	115	167/27.8	74	100-1	39	83	18	327/54.5

2001 SCHEDULE/RESULTS

MAY (0-1)																			
31	at Miami	L	59-68	0-1	L1			18	at Detroit	W	80-67			16-5	W6				
JUNE (9-3)																			
								19	at Cleveland	L	60-65			16-6	L1				
2	INDIANA	W	75-58	1-1	W1			22	MIAMI	L	52-68			16-7	L2				
4	SACRAMENTO	L	63-80	1-2	L1			24	at Portland	L	68-86			16-8	L3				
7	at Cleveland	L	49-67	1-3	L2			26	at Utah	L	63-71			16-9	L4				
10	at Washington	W	81-80	2-3	W1			28	at Houston	W	64-61			17-9	W1				
12	CHARLOTTE	W	79-70	3-3	W2			AUGUST (4-2)											
16	WASHINGTON	W	86-63	4-3	W3			1	DETROIT	W	66-63			18-9	W2				
17	at Miami	W	55-48	5-3	W4			4	CLEVELAND	L	43-58			18-10	L1				
19	at Sacramento	W	65-56	6-3	W5			8	UTAH	W	82-63			19-10	W1				
21	at Phoenix	W	95-70	7-3	W6			10	ORLANDO	W	77-67			20-10	W2				
24	LOS ANGELES	W	82-69	8-3	W7			11	at Charlotte	L	60-80			20-11	L1				
25	at Orlando	L	54-67	8-4	L1			14	WASHINGTON	W	71-56			21-11	W1				
30	ORLANDO	W	72-60	9-4	W1			Eastern Conference Semifinals											
JULY (8-5)								17	at Miami	W	62-46								
2	DETROIT	W	66-60	10-4	W2			19	MIAMI	L	50-53								
3	at Charlotte	L	61-66	10-5	L1			21	MIAMI	W	72-61								
6	at Minnesota	W	70-57	11-5	W1			Eastern Conference Finals											
8	at Indiana	W	58-56	12-5	W2			24	at Charlotte	W	61-57								
9	INDIANA	W	72-65	13-5	W3			26	CHARLOTTE	L	53-62								
11	SEATTLE	W	67-53	14-5	W4			27	CHARLOTTE	L	44-48								
13	MINNESOTA	W	67-64	15-5	W5														

2002 NEW YORK LIBERTY FINAL STATISTICS (18-14)

NO	PLAYER	GP-GS	MIN	FGM-FGA	FG%	3-POINT		FTM-FTA	FT%	---REBOUNDS---			AST	PF-DQ	STL	TO	BLK	PTS/AVG
						FGM-FGA	FG%			OFF	DEF	TOT/AVG						
	Phillips	32-31	1009	183-373	.491	0-2	.000	85-126	.675	69	154	223/7.0	41	113-2	58	93	14	451/14.1
	Whitmore	32-32	977	148-310	.477	0-1	.000	110-150	.733	43	98	141/4.4	23	102-1	27	49	43	406/12.7
	Robinson	32-32	1068	126-302	.417	67-181	.370	59-72	.819	22	70	92/2.9	81	101-0	48	52	12	378/11.8
	Johnson	31-31	1028	139-305	.456	32-76	.421	49-61	.803	42	67	109/3.5	86	60-0	27	45	4	359/11.6
	Hammon	32-1	659	87-197	.442	44-114	.386	38-56	.679	18	50	68/2.1	54	49-0	25	55	0	256/8.0
	Weatherspoon	32-32	954	39-114	.342	2-20	.100	28-54	.519	23	63	86/2.7	181	88-2	42	78	3	108/3.4
	Wicks	30-0	428	24-70	.343	0-1	.000	18-27	.667	30	71	101/3.4	14	60-0	22	30	15	66/2.2
	Hlede	16-0	129	11-26	.423	0-1	.000	4-9	.444	4	12	16/1.0	12	24-0	6	21	2	26/1.6
	Cooper	23-1	119	11-28	.393	0-0	.000	5-8	.625	5	11	16/0.7	3	28-0	4	10	5	27/1.2
	Ngoyisa	7-0	12	3-5	.600	0-0	.000	0-0	.000	1	4	5/0.7	0	2-0	0	0	2	6/0.9
	Frohlich	16-0	67	1-10	.100	0-4	.000	4-4	1.000	3	10	13/0.8	1	11-0	2	4	0	6/0.4
	LIBERTY	32	6450	772-1740	.444	145-400	.363	400-567	.705	260	610	870/27.2	496	638-5	261	458	100	2089/65.3
	OPPONENTS	32	6450	691-1733	.399	149-434	.343	484-645	.750	312	649	961/30.0	410	597-2	228	478	88	2015/63.0

2002 NEW YORK LIBERTY PLAYOFF STATISTICS (4-4)

NO	PLAYER	GP-GS	MIN	FGM-FGA	FG%	3-POINT		FTM-FTA	FT%	---REBOUNDS---			AST	PF-DQ	STL	TO	BLK	PTS/AVG
						FGM-FGA	FG%			OFF	DEF	TOT/AVG						
	Whitmore	8-8	271	51-93	.548	1-3	.333	26-37	.703	8	28	36/4.5	10	20-0	3	9	4	129/16.1
	Phillips	8-8	249	45-91	.495	0-3	.000	25-35	.714	16	31	47/5.9	10	26-0	9	19	4	115/14.4
	Johnson	8-8	244	36-75	.480	14-27	.519	12-16	.750	8	22	30/3.8	24	10-0	7	11	0	98/12.3
	Hammon	8-0	183	29-54	.537	14-33	.424	7-8	.875	2	15	17/2.1	16	12-0	5	11	0	79/9.9
	Robinson	8-8	259	23-65	.354	12-39	.308	9-9	1.000	8	16	24/3.0	14	17-0	8	5	2	67/8.4
	Weatherspoon	8-8	241	19-40	.475	0-2	.000	15-18	.833	8	27	35/4.4	53	18-0	8	14	0	53/6.6
	Ngoyisa	3-0	10	3-5	.600	0-0	.000	2-5	.400	1	2	3/1.0	0	2-0	0	1	0	8/2.7
	Wicks	8-0	96	7-14	.500	1-1	1.000	6-7	.857	6	6	12/1.5	2	19-0	1	6	4	21/2.6
	Hlede	2-0	12	0-1	.000	0-0	.000	3-4	.750	2	1	3/1.5	1	1-0	1	2	0	3/1.5
	Cooper	3-0	15	1-2	.500	0-0	.000	1-2	.500	1	1	2/0.7	0	3-0	2	2	0	3/1.0
	Frohlich	3-0	20	0-3	.000	0-0	.000	1-2	.500	0	5	5/1.7	2	2-0	1	3	0	1/0.3
	LIBERTY	8	1600	214-443	.483	42-108	.389	107-143	.748	60	154	214/26.8	132	130-0	45	87	14	577/72.1
	OPPONENTS	8	1600	207-460	.450	44-122	.361	95-129	.736	80	156	236/29.5	138	155-2	38	98	24	553/69.1

2002 SCHEDULE/RESULTS

MAY (2-1)																				
25	at Los Angeles	L	64-72		0-1	L1		19	at Indiana	W	70-62								13-9	W3
29	at Portland	W	84-62		1-1	W1		22	CLEVELAND	W	73-52								14-9	W4
30	at Seattle	W	78-61		2-1	W2		23	at MIAMI	L	46-54								14-10	L1
JUNE (6-7)								28	HOUSTON	W	62-56								15-10	W1
2	MIAMI	W	58-52		3-1	W3		AUGUST (3-4)												
5	DETROIT	W	60-59		4-1	W4		2	MIAMI	W	66-54								16-10	W2
8	at Indiana	L	62-71		4-2	L1		4	at Charlotte	W	71-58								17-10	W3
9	at Detroit	W	70-63		5-2	W1		6	MINNESOTA	L	49-52								17-11	L1
11	at Utah	W	71-58		6-2	W2		8	WASHINGTON	L	54-65								17-12	L2
13	at Sacramento	L	77-78	20T	6-3	L1		9	at Washington	W	74-66								18-12	W1
16	CHARLOTTE	W	54-53		7-3	W1		11	CHARLOTTE	L	58-71								18-13	L1
18	ORLANDO	L	62-71		7-4	L1		13	at Orlando	L	63-70								18-14	L2
21	at Cleveland	L	69-80		7-5	L2		<i>Eastern Conference Semifinals</i>												
23	at Orlando	L	65-77		7-6	L3		16	at Indiana	L	55-73									
25	INDIANA	W	74-55		8-6	W1		18	INDIANA	W	84-65									
28	CLEVELAND	L	58-67		8-7	L1		20	INDIANA	W	75-60									
30	PORTLAND	L	44-54		8-8	L2		<i>Eastern Conference Finals</i>												
JULY (7-2)								22	at Washington	L	74-79									
2	SEATTLE	W	74-63		9-8	W1		24	WASHINGTON	W	96-79									
8	PHOENIX	W	77-71		10-8	W2		25	WASHINGTON	W	64-57									
10	at Detroit	L	63-66		10-9	L1		<i>WNBA Finals</i>												
13	at Washington	W	67-53		11-9	W1		29	LOS ANGELES	L	63-71									
18	LOS ANGELES	W	72-59		12-9	W2		31	at Los Angeles	L	66-69									

2005 NEW YORK LIBERTY FINAL STATISTICS (16-18)

NO	PLAYER	GP-GS	MIN	FGM-FGA	FG%	3-POINT		FTM-FTA	FT%	---REBOUNDS---			AST	PF-DQ	STL	TO	BLK	PTS/AVG
						FGM-FGA	FG%			OFF	DEF	TOT/AVG						
	Hammon	11-2	257	50-87	.575	23-49	.469	39-41	.951	1	20	21/1.9	18	13-0	10	27	1	162/14.7
	Johnson	32-32	1042	158-345	.458	35-96	.365	79-92	.859	30	65	95/3.0	75	65-0	29	55	7	430/13.4
	Robinson	33-33	1078	143-326	.439	62-168	.369	47-56	.839	13	57	70/2.1	63	94-0	40	43	13	395/12.0
	Phillips	33-32	1033	142-358	.397	1-5	.200	87-134	.649	99	181	280/8.5	56	118-3	56	92	28	372/11.3
	Baranova	33-7	850	107-257	.416	33-91	.363	31-35	.886	45	136	181/5.5	64	69-0	36	62	43	278/8.4
	Whitmore	33-29	823	110-242	.455	1-3	.333	50-76	.658	38	84	122/3.7	25	100-1	35	57	22	271/8.2
	Frohlich	26-0	214	31-72	.431	7-13	.538	14-22	.636	11	25	36/1.4	15	26-0	6	14	8	83/3.2
	Sharp	30-0	398	28-71	.394	7-24	.292	31-39	.795	11	21	32/1.1	37	15-0	14	26	0	94/3.1
	Weatherspoon	34-34	824	37-96	.385	0-4	.000	24-32	.750	19	78	97/2.9	149	60-0	28	62	5	98/2.9
	Thorn	23-0	181	13-42	.310	8-33	.242	10-10	1.000	3	8	11/0.5	16	8-0	4	13	1	44/1.9
	Yamasaki	24-1	148	6-27	.222	4-14	.286	0-0	.000	1	11	12/0.5	9	19-1	4	5	0	16/0.7
	Donaphin	1-0	2	0-0	.000	0-0	.000	0-0	.000	0	0	0/0.0	0	0-0	0	0	0	0/0.0
	LIBERTY	34	6850	825-1923	.429	181-500	.362	412-537	.767	271	686	957/28.1	527	587-5	262	470	128	2243/66.0
	OPPONENTS	34	6850	821-1959	.419	155-467	.332	459-581	.790	326	736	1062/31.2	506	614-5	269	480	96	2256/66.4

2003 SCHEDULE/RESULTS

MAY (0-1)						23	at Seattle	L	65-75	9-9	L1
31	at Cleveland	L	50-74	0-1	L1	24	at Sacramento	L	53-67	9-10	L2
JUNE (6-4)						26	at Houston	L	53-61	9-11	L3
1	WASHINGTON	W	70-57	1-1	W1	29	at Phoenix	L	59-66	9-12	L4
6	at Minnesota	W	70-60	2-1	W2	AUGUST (7-6)					
7	at Indiana	L	66-86	2-2	L1	1	DETROIT	L	60-62	9-13	L5
10	CLEVELAND	W	73-65	3-2	W1	3	CLEVELAND	W	60-48	10-13	W1
14	LOS ANGELES	L	60-67	3-3	L1	5	SAN ANTONIO	W	69-60	11-13	W2
17	SACRAMENTO	W	70-61	4-3	W1	7	at Charlotte	L	54-65	11-14	L1
20	at Detroit	L	83-88	4-4	L1	9	at Washington	W	65-56	12-14	W1
22	CHARLOTTE	W	69-57	5-4	W1	10	at Detroit	L	87-90 OT	12-15	L1
25	PHOENIX	W	70-64	6-4	W2	12	at Connecticut	W	74-73	13-15	W1
27	DETROIT	L	69-75	6-5	L1	16	CONNECTICUT	L	71-84	13-16	L1
JULY (3-7)						17	at Cleveland	W	71-54	14-16	W1
1	CONNECTICUT	W	90-64	7-5	W1	18	HOUSTON	W	67-64	15-16	W2
6	at Connecticut	L	58-62	7-6	L1	21	at Washington	W	65-60	16-16	W3
10	at Indiana	L	69-76	7-7	L2	22	at Indiana	L	61-64	16-17	L1
15	WASHINGTON	L	64-77	7-8	L3	24	at Charlotte	L	59-61 OT	16-18	L2
18	CHARLOTTE	W	56-48	8-8	W1						
20	INDIANA	W	73-65	9-8	W2						

2004 NEW YORK LIBERTY FINAL STATISTICS (18-16)

NO	PLAYER	GP-GS	MIN	FGM-FGA	FG%	3-POINT		FTM-FTA	FT%	---REBOUNDS---				PF-DQ	STL	TO	BLK	PTS/AVG
						FGM-FGA	FG%			OFF	DEF	TOT/AVG	AST					
	Hammon	34-34	1130	153-354	.432	57-170	.335	97-116	.836	17	101	118/3.5	150	73-0	58	118	2	460/13.5
	Robinson	28-27	890	122-279	.437	55-144	.382	40-43	.930	19	64	83/3.0	58	77-2	24	33	8	339/12.1
	Baranova	34-33	1048	146-315	.463	53-115	.461	49-53	.925	33	213	246/7.2	67	88-0	37	80	58	394/11.6
	Johnson	34-34	1119	121-293	.413	17-60	.283	62-70	.886	37	84	121/ 3.6	124	75-0	25	71	4	321/9.4
	Phillips	13-13	311	33-95	.347	0-0	.000	21-46	.457	28	42	70/5.4	16	41-1	14	33	10	87/6.7
	Wauters	13-4	271	29-66	.439	1-3	.333	23-29	.793	10	30	40/3.1	21	28-0	4	21	8	82/6.3
	Christon	33-4	560	67-189	.354	24-82	.293	33-51	.647	19	49	68/2.1	23	71-0	9	32	9	191/5.8
	Donaphin	26-16	479	49-106	.462	0-0	.000	33-61	.541	30	41	71/2.7	16	60-0	11	21	8	131/5.0
	Frett	16-2	276	41-85	.482	0-0	.000	20-31	.645	14	26	40/2.5	14	25-0	9	14	5	102/6.4
	White	31-2	420	37-68	.544	0-0	.000	8-17	.471	51	67	118/3.8	9	37-0	8	36	10	82/2.6
	Thorn	17-1	156	12-45	.267	9-31	.290	1-2	.500	0	8	8/0.5	8	5-0	4	9	1	34/2.0
	Sharp	30-0	240	9-37	.243	0-12	.000	11-12	.917	5	16	21/0.7	33	7-0	6	20	1	29/1.0
	LIBERTY	34	6900	819-1932	.424	216-617	.350	398-531	.750	263	741	1004/29.5	539	587-3	209	506	124	2252/66.2
	OPPONENTS	34	6900	867-2096	.414	132-416	.317	431-579	.744	371	730	1101/32.4	517	589-7	288	430	123	2297/67.6

2004 NEW YORK LIBERTY PLAYOFF STATISTICS (2-3)

NO	PLAYER	GP-GS	MIN	FGM-FGA	FG%	3-POINT		FTM-FTA	FT%	---REBOUNDS---				PF-DQ	STL	TO	BLK	PTS/AVG
						FGM-FGA	FG%			OFF	DEF	TOT/AVG	AST					
	Robinson	5-5	175	29-58	.500	13-33	.394	4-5	.800	4	12	16/3.2	13	16-1	9	8	2	75/15.0
	Hammon	5-5	178	20-51	.392	11-33	.333	2-5	.400	3	10	13/2.6	17	12-0	6	19	0	53/10.6
	Frett	5-0	116	20-48	.417	0-1	.000	4-4	1.000	5	12	17/3.4	6	12-0	4	7	3	44/8.8
	Baranova	5-5	154	15-38	.395	4-13	.308	8-10	.800	7	27	34/6.8	10	18-0	4	12	9	42/8.4
	Johnson	5-5	161	14-39	.359	2-10	.200	11-12	.917	11	11	22/4.4	16	10-0	5	4	1	41/8.2
	Christon	5-0	63	8-21	.381	6-14	.429	6-9	.667	4	5	9/1.8	4	13-0	2	3	3	28/5.6
	Donaphin	5-5	96	10-25	.400	0-0	.000	2-5	.400	8	3	11/2.2	2	9-0	7	5	2	22/4.4
	Thorn	2-0	3	1-1	1.000	1-1	1.000	0-0	.000	0	0	0/0.0	0	0-0	0	0	0	3/1.5
	Sharp	5-0	20	2-5	.400	1-1	1.000	0-0	.000	0	1	1/0.2	5	2-0	0	0	0	5/1.0
	White	5-0	34	1-5	.200	0-0	.000	0-0	.000	3	3	6/1.2	1	6-0	2	4	0	2/0.4
	LIBERTY	5	1000	120-291	.412	38-106	.358	37-50	.740	45	84	129/25.8	74	98-1	39	67	20	315/63.0
	OPPONENTS	5	1000	116-276	.420	13-39	.333	78-107	.729	54	110	164/32.8	74	64-0	44	70	17	323/64.6

2004 SCHEDULE/RESULTS

MAY (3-1)

21	at Indiana	L	67-69	0-1	L1
23	HOUSTON	W	68-62	1-1	W1
26	DETROIT	W	64-52	2-1	W2
30	at Minnesota	W	68-64	3-1	W3

JUNE (4-7)

1	at Charlotte	W	63-53	4-1	W4
3	at Houston	W	71-62	5-1	W5
5	at San Antonio	W	62-57	6-1	W6
11	INDIANA	L	68-72	6-2	L1
13	at Washington	L	60-62	6-3	L2
15	SEATTLE	L	62-86	6-4	L3
19	at Indiana	L	65-70	6-5	L4
22	LOS ANGELES	L	49-65	6-6	L5
24	at Phoenix	L	60-72	6-7	L6
26	at Seattle	W	67-62	7-7	W1
29	at Los Angeles	L	65-59 OT	7-8	L1

JULY (6-4)

1	at Sacramento	L	47-73	7-9	L2
6	SACRAMENTO	W	73-66	8-9	W1
8	WASHINGTON	L	54-71	8-10	L1
11	PHOENIX	W	77-69	9-10	W1
15	MINNESOTA	L	66-69	9-11	L1

18	CHARLOTTE	W	75-58	10-11	W1
20	at Charlotte	W	80-74 OT	11-11	W2
24	DETROIT	W	78-69	12-11	W3
30	at Detroit	L	79-88	12-12	L1
31	CONNECTICUT	W	56-52	13-12	W1

SEPTEMBER (5-4)

2	CHARLOTTE	W	56-52	14-12	W2
3	at Connecticut	L	43-61	14-13	L1
9	at Washington	L	59-71	14-14	L2
10	CONNECTICUT	L	66-77	14-15	L3
12	SACRAMENTO	W	64-62	15-15	W1
14	at Detroit	L	71-82 OT	15-16	L1
16	INDIANA	W	77-71 OT	16-16	W1
17	at Connecticut	W	69-66	17-16	W2
19	WASHINGTON	W	79-75	18-16	W3

Eastern Conference Semifinals

24	at Detroit	W	75-62
26	DETROIT	L	66-76
28	DETROIT	W	66-64

OCTOBER

Eastern Conference Finals

1	CONNECTICUT	L	51-61
3	at Connecticut	L	57-60

2005 NEW YORK LIBERTY FINAL STATISTICS (18-16)

NO	PLAYER	GP-GS	MIN	FGM-FGA	FG%	3-POINT		FTM-FTA	FT%	---REBOUNDS---			AST	PF-DQ	STL	TO	BLK	PTS/AVG
						FGM-FGA	FG%			OFF	DEF	TOT/AVG						
	Hammon	34-34	1165	145-336	.432	65-178	.365	118-131	.901	20	94	114/3.4	146	77-0	60	107	2	473/13.9
	Wauters	28-28	879	151-279	.541	2-2	1.000	79-105	.752	47	137	184/6.6	41	91-1	18	71	23	383/13.7
	Johnson	34-34	1023	129-272	.474	30-84	.357	65-84	.774	37	81	118/3.5	92	56-0	23	44	2	353/10.4
	Christon	34-9	809	111-270	.411	24-89	.270	65-76	.855	25	67	92/2.7	41	100-1	33	50	19	311/9.1
	Baranova	33-33	953	104-236	.441	33-85	.388	47-55	.855	39	188	227/6.9	59	79-1	25	59	46	288/8.7
	Robinson	32-31	969	85-224	.379	34-107	.318	30-38	.789	29	71	100/3.1	58	86-1	21	38	5	234/7.3
	Kraayeveld	17-0	196	23-55	.418	9-24	.375	14-15	.933	13	14	27/1.6	5	21-0	4	17	8	69/4.1
	Frett	33-1	361	42-88	.477	0-0	.000	14-19	.737	15	23	38/1.2	18	52-0	12	18	4	98/3.0
	Thorn	21-0	203	21-54	.389	10-29	.345	4-4	1.000	4	10	14/0.7	13	12-0	4	7	0	56/2.7
	T. Moore	7-0	48	4-6	.667	1-3	.333	2-2	1.000	0	7	7/1.0	6	6-0	0	4	0	11/1.6
	White	13-0	90	4-11	.364	0-0	.000	8-12	.667	9	13	22/1.7	0	15-0	4	3	3	16/1.2
	Lawson-Wade	2-0	12	0-4	.000	0-2	.000	2-2	1.000	0	2	2/1.0	0	2-0	0	0	0	2/1.0
	L. Moore	24-0	197	9-23	.391	0-2	.000	4-9	.444	4	23	27/1.1	19	12-0	10	25	0	22/0.9
	Carter	3-0	13	0-1	.000	0-0	.000	0-0	.000	0	2	2/0.7	0	4-0	0	1	0	0/0.0
	Smith	2-0	7	0-1	.000	0-0	.000	0-0	.000	0	0	0/0.0	0	0-0	0	0	0	0/0.0
	LIBERTY	34	6925	828-1860	.445	208-605	.344	452-552	.819	242	732	974/28.6	498	613-4	214	462	112	2316/68.1
	OPPONENTS	34	6925	859-2012	.427	125-398	.314	442-608	.727	345	685	1030/30.3	473	590-5	275	411	86	2285/67.2

2005 NEW YORK LIBERTY PLAYOFF STATISTICS (0-2)

NO	PLAYER	GP-GS	MIN	FGM-FGA	FG%	3-POINT		FTM-FTA	FT%	---REBOUNDS---			AST	PF-DQ	STL	TO	BLK	PTS/AVG
						FGM-FGA	FG%			OFF	DEF	TOT/AVG						
	Johnson	2-2	73	10-22	.455	0-3	.000	6-8	.750	0	6	6/3.0	7	7-0	1	4	0	26/13.0
	Hammon	2-2	76	9-20	.450	2-7	.286	3-3	1.000	0	7	7/3.5	4	8-1	0	10	0	23/11.5
	Frett	2-1	47	5-12	.417	0-0	.000	5-6	.833	2	2	4/2.0	1	7-0	0	2	0	15/7.5
	Christon	2-1	47	4-12	.333	2-4	.500	1-2	.500	0	5	5/2.5	1	7-0	0	2	1	11/5.5
	Baranova	2-2	59	3-10	.300	1-3	.333	2-2	1.000	1	7	8/4.0	2	4-0	3	1	2	9/4.5
	Kraayeveld	2-0	37	1-3	.333	1-1	1.000	5-6	.833	2	5	7/3.5	0	6-0	0	2	0	8/4.0
	Robinson	2-2	50	2-13	.154	1-7	.143	2-2	1.000	1	7	8/4.0	4	5-0	1	1	1	7/3.5
	Thorn	2-0	10	1-2	.500	0-0	.000	0-0	.000	0	0	0/0.0	0	1-0	0	0	0	2/1.0
	L. Moore	1-0	1	0-0	.000	0-0	.000	0-0	.000	0	0	0/0.0	0	0-0	0	0	0	0/0.0
	LIBERTY	2	400	35-94	.372	7-25	.280	24-29	.828	6	39	45/22.5	19	45-1	5	25	4	101/50.5
	OPPONENTS	2	400	34-103	.330	11-24	.458	42-52	.808	21	44	65/32.5	23	34-0	14	15	9	121/60.5

2005 SCHEDULE/RESULTS

MAY (0-2)																		
22	DETROIT	L	71-78	0-1	L1			22	at Sacramento	W	73-63				10-9		W2	
26	INDIANA	L	59-67	0-2	L2			24	at Minnesota	W	59-47				11-9		W3	
JUNE (5-4)								27	HOUSTON	L	69-71				11-10		L1	
								28	at Connecticut	L	70-73				11-11		L2	
1	at Washington	W	77-68	1-2	W1			31	INDIANA	W	67-53				12-11		W1	
3	at Detroit	L	66-68 OT	1-3	L1			AUGUST (6-5)										
5	WASHINGTON	W	61-58	2-3	W1			2	CONNECTICUT	L	65-72				12-12		L1	
10	at Indiana	L	59-62	2-4	L1			6	SEATTLE	W	79-67				13-12		W1	
12	DETROIT	W	72-69	3-4	W1			7	at Detroit	L	67-72				13-13		L1	
18	PHOENIX	W	65-54	4-4	W2			10	LOS ANGELES	W	74-69				14-13		W1	
21	SAN ANTONIO	W	77-59	5-4	W3			12	at Charlotte	W	82-74	20T			15-13		W2	
25	at Charlotte	L	61-67	5-5	L1			14	CHARLOTTE	W	73-65				16-13		W3	
30	SACRAMENTO	L	50-61	5-6	L2			16	WASHINGTON	W	72-66				17-13		W4	
JULY (7-5)								20	at Connecticut	W	64-58				18-13		W5	
2	at San Antonio	L	57-69	5-7	L3			23	at Washington	L	69-82	OT			18-14		L1	
5	at Los Angeles	W	67-55	6-7	W1			25	CHARLOTTE	L	66-78				18-15		L2	
7	CONNECTICUT	W	89-79	7-7	W2			27	at Indiana	L	50-75				18-16		L3	
12	at Houston	W	68-65	OT	W3			Eastern Conference Semifinals										
15	MINNESOTA	L	60-64	8-8	L1			30	INDIANA	L	51-63							
19	at Seattle	L	78-87	8-9	L2			September										
21	at Phoenix	W	80-70	9-9	W1			1	at Indiana	L	50-58							

2006 NEW YORK LIBERTY FINAL STATISTICS (11-23)

NO	PLAYER	GP-GS	MIN	FGM-FGA	FG%	3-POINT		FTM-FTA	FT%	---REBOUNDS---			AST	PF-DQ	STL	TO	BLK	PTS/AVG
						FGM-FGA	FG%			OFF	DEF	TOT/AVG						
	Hammon	22-20	674	107-252	.425	37-108	.343	72-75	.960	6	60	66/3.0	81	46-0	29	65	3	323/14.7
	Christon	34-34	987	136-348	.391	52-156	.333	99-120	.825	28	92	120/3.5	44	105-1	20	82	42	423/12.4
	Kraayeveld	34-13	903	106-239	.444	31-93	.333	55-72	.764	46	112	158/4.6	32	71-0	16	62	15	298/8.8
	Schumacher	21-21	539	58-141	.411	2-8	.250	45-63	.714	38	78	116/5.5	23	68-1	3	35	25	163/7.8
	Farris	34-34	944	95-221	.430	0-3	.000	71-98	.724	56	122	178/5.2	51	105-1	21	65	5	261/7.7
	Baker	34-16	614	97-251	.386	9-33	.273	48-56	.857	23	33	56/1.6	35	69-0	46	50	2	251/7.4
	Thorn	27-1	378	55-132	.417	28-65	.431	28-31	.903	9	29	38/1.4	33	22-0	6	21	1	166/6.1
	Moore	34-29	952	68-201	.338	35-96	.365	37-51	.725	31	113	144/4.2	122	90-0	61	65	10	208/6.1
	Battle	33-2	455	54-141	.383	15-46	.326	20-25	.800	13	49	62/1.9	29	32-0	31	38	3	143/4.3
	Tillis	25-0	256	32-89	.360	6-29	.207	16-22	.727	21	34	55/2.2	11	46-2	10	22	4	86/3.4
	N'Garsanet	15-0	92	8-29	.276	0-2	.000	11-25	.440	11	7	18/1.2	5	10-0	5	8	2	27/1.8
	Gomis	2-0	15	0-4	.000	0-2	.000	3-4	.750	0	0	0/0.0	0	3-0	1	1	0	3/1.5
	K. Brown	16-0	58	6-20	.300	1-4	.250	7-8	.875	2	6	8/0.5	9	7-0	2	3	0	20/1.3
	Anderson (NY)	3-0	9	0-1	.000	0-0	.000	0-0	.000	1	1	2/0.7	0	0-0	1	1	0	0/0.0
	LIBERTY	34	6875	822-2069	.397	216-645	.335	512-650	.788	285	736	1021/30.0	475	674-5	252	577	112	2372/69.8
	OPPONENTS	34	6875	967-2155	.449	171-461	.371	553-722	.766	342	832	1174/34.5	508	668-5	270	485	134	2658/78.2

2006 SCHEDULE/RESULTS

MAY (0-3)							9	PHOENIX	L	88-94	OT	4-14	L5	
20	at Connecticut	L	74-91	0-1	L1	14	at Seattle	L	66-86			4-15	L6	
23	at Washington	L	60-95	0-2	L2	16	at Phoenix	L	70-80			4-16	L7	
30	at Indiana	L	70-91	0-3	L3	18	at Los Angeles	L	62-70			4-17	L8	
JUNE (4-8)							20	at Sacramento	L	62-71		4-18	L9	
1	at Detroit	L	63-64	0-4	L4	22	SEATTLE	L	54-91			4-19	L10	
3	LOS ANGELES	W	80-79	OT	W1	24	CONNECTICUT	L	71-89			4-20	L11	
7	CONNECTICUT	L	60-75	1-5	L1	25	at Chicago	W	79-72			5-20	W1	
9	at Houston	L	63-97	1-6	L2	29	at Charlotte	W	85-80			6-20	W2	
10	at San Antonio	W	71-67	2-6	W1	30	MINNESOTA	W	78-69			7-20	W3	
13	INDIANA	L	78-80	OT	L1	AUGUST (4-3)								
16	HOUSTON	L	58-72	2-8	L2	1	at Connecticut	L	52-66			7-21	L1	
17	at Washington	L	70-88	2-9	L3	3	DETROIT	W	75-67			8-21	W1	
21	WASHINGTON	W	72-66	3-9	W1	5	CHICAGO	W	80-69			9-21	W2	
24	at Minnesota	W	93-83	4-9	W2	6	at Detroit	L	53-65			9-22	L1	
27	CHARLOTTE	L	67-73	4-10	L1	8	INDIANA	L	44-77			9-23	L2	
30	SAN ANTONIO	L	78-91	4-11	L2	11	CHARLOTTE	W	64-62			10-23	W1	
JULY (3-9)							13	WASHINGTON	W	93-81			11-23	W2
6	SACRAMENTO	L	58-79	4-12	L3									
7	at Chicago	L	73-78	4-13	L4									

2007 NEW YORK LIBERTY FINAL STATISTICS (16-18)

NO	PLAYER	GP-GS	MIN	FGM-FGA	FG%	3-POINT		FTM-FTA	FT%	---REBOUNDS---			AST	PF-DQ	STL	TO	BLK	PTS/AVG
						FGM-FGA	FG%			OFF	DEF	TOT/AVG						
20	Christon, S	33-32	1064:42	118-328	.360	39-119	.328	93-117	.795	34	115	149/4.5	70	99-0	34	82	19	368/11.2
33	Kraayeveld, C	34-34	967:10	129-298	.433	53-129	.411	55-70	.786	38	116	154/4.5	51	84-0	32	84	20	366/10.8
4	McCarville, J	32-21	676:33	136-249	.546	0-1	.000	60-72	.833	45	107	152/4.8	36	72-1	39	79	20	332/10.4
5	Thorn, E	29-29	882:37	104-245	.424	48-123	.390	25-34	.735	17	70	87/3.0	73	40-0	25	48	1	281/9.7
21	Moore, L	34-33	1163:12	119-289	.412	55-135	.407	34-58	.586	40	98	138/4.1	163	93-1	75	99	5	327/9.6
22	Battle, A	34-5	757:12	89-244	.365	29-93	.312	45-58	.776	32	94	126/3.7	56	50-0	35	48	2	252/7.4
50	Davenport, J	33-13	382:12	61-137	.445	0-1	.000	54-66	.818	22	66	88/2.7	9	65-0	7	44	29	176/5.3
3	Jackson-Jones, T	34-0	473:38	64-154	.416	0-0	.000	45-79	.570	31	73	104/3.1	19	66-0	23	49	12	173/5.1
40	Willis, L	16-0	157:26	21-61	.344	14-44	.318	5-8	.625	12	15	27/1.7	9	14-0	10	24	0	61/3.8
54	Farris, B	28-0	236:37	20-58	.345	0-0	.000	13-16	.813	16	27	43/1.5	13	32-0	6	19	1	53/1.9
10	Baker, S	3-0	13:00	2-2	1.000	1-1	1.000	0-0	.000	0	1	1/0.3	0	1-0	0	0	0	5/1.7
30	Bowen, L	6-1	37:07	3-10	.300	3-6	.500	0-0	.000	0	2	2/0.3	1	0-0	0	4	0	9/1.5
2	Doron, S	7-2	34:46	4-11	.364	1-1	1.000	1-2	.500	0	3	3/0.4	0	2-0	3	1	0	10/1.4
24	Weber, M	2-0	3:50	0-1	.000	0-0	.000	0-0	.000	0	1	1/0.5	0	0-0	0	1	0	0/0.0
Team												274						30
New York Liberty		34	6850:00	870-2087	.417	243-653	.372	430-580	.741	287	788	1349/39.7	500	618-2	289	612	109	2413/71.0
Team												254						27
OPPONENTS		34	6850:00	920-2223	.414	190-589	.323	471-619	.761	378	837	1469/43.2	509	608-5	321	562	115	2501/73.6

2007 NEW YORK LIBERTY PLAYOFF STATISTICS (1-2)

NO	PLAYER	GP-GS	MIN	FGM-FGA	FG%	3-POINT		FTM-FTA	FT%	---REBOUNDS---			AST	PF-DQ	STL	TO	BLK	PTS/AVG
						FGM-FGA	FG%			OFF	DEF	TOT/AVG						
20	Christon, S	3-3	110:05	15-34	.441	6-12	.500	8-9	.889	4	18	22/7.3	6	9-0	2	4	0	44/14.7
4	McCarville, J	3-3	97:47	17-41	.415	0-0	.000	8-14	.571	3	14	17/5.7	10	13-0	8	9	4	42/14.0
33	Kraayeveld, C	3-3	86:50	14-33	.424	5-12	.417	5-5	1.000	4	14	18/6.0	2	9-0	2	4	3	38/12.7
21	Moore, L	3-3	112:50	12-32	.375	5-17	.294	2-4	.500	1	14	15/5.0	15	4-0	6	6	0	31/10.3
3	Jackson-Jones, T	3-0	43:24	8-17	.471	0-0	.000	7-9	.778	5	8	13/4.3	4	3-0	2	6	1	23/7.7
5	Thorn, E	3-3	73:37	5-11	.455	3-8	.375	0-0	.000	1	8	9/3.0	6	1-0	2	3	0	13/4.3
22	Battle, A	3-0	62:46	5-14	.357	0-2	.000	1-2	.500	0	7	7/2.3	4	8-0	1	1	0	11/3.7
40	Willis, L	2-0	13:12	2-6	.333	1-3	.333	0-0	.000	0	0	0/0.0	0	1-0	0	0	0	5/2.5
54	Farris, B	3-0	11:56	3-5	.600	0-0	.000	0-0	.000	0	0	0/0.0	0	3-0	0	2	0	6/2.0
50	Davenport, J	2-0	10:03	0-2	.000	0-0	.000	3-4	.750	1	2	3/1.5	0	3-0	0	3	0	3/1.5
2	Doron, S	1-0	2:29	0-1	.000	0-1	.000	0-0	.000	0	0	0/0.0	0	0-0	0	0	0	0/0.0
Team												28						4
New York Liberty		3	625:00	81-196	.413	20-55	.364	34-47	.723	19	85	132/44.0	47	54-0	23	42	8	216/72.0
Team												22						0
OPPONENTS		3	625:00	81-211	.384	8-41	.195	28-47	.596	37	86	145/48.3	39	54-1	16	42	8	198/66.0

2007 SCHEDULE/RESULTS

MAY (2-0)								12	at Indiana	L	63-79		10-9	L1
20	CHICAGO	W	83-71	1-0	W1			18	at Detroit	L	82-87	OT	10-10	L2
24	WASHINGTON	W	81-76	2-0	W2			20	HOUSTON	L	74-80		10-11	L3
JUNE (6-7)								22	SEATTLE	L	75-77		10-12	L4
1	at Minnesota	W	70-60	3-0	W3			26	at Connecticut	L	75-79		10-13	L5
3	PHOENIX	W	83-83	4-0	E4			29	CONNECTICUT	L	61-67		10-14	L6
5	INDIANA	W	78-67	5-0	W5			31	LOS ANGELES	L	63-73		10-15	L7
8	DETROIT	L	57-67	5-1	L1			AUGUST (6-3)						
10	at Indiana	L	61-80	5-2	L2			2	MINNESOTA	W	71-66		11-15	W1
12	WASHINGTON	W	79-69	6-2	W1			3	at Washington	L	68-80		11-16	L1
15	at Chicago	L	66-73	6-3	L1			7	at Houston	W	77-71		12-16	W1
16	at San Antonio	L	71-79	6-4	L2			9	at Phoenix	L	86-97		12-17	L1
20	at Connecticut	W	76-73	7-4	W1			12	DETROIT	W	85-84		13-17	W1
22	SAN ANTONIO	L	63-70	7-5	L1			14	at Chicago	L	65-77		13-18	L1
24	INDIANA	L	63-74	7-6	L2			16	at Washington	W	73-72		14-18	W1
26	at Sacramento	L	46-59	7-7	L3			17	CONNECTICUT	W	74-66		15-18	W2
29	at Los Angeles	W	80-68	8-7	W1			19	CHICAGO	W	58-52		16-18	W3
JULY (2-8)								Eastern Conference Semifinals						
1	at Seattle	L	53-84	8-8	L1			24	DETROIT	W	73-51			
6	at Detroit	W	82-81	OT	W1			26	at Detroit	L	73-76			
8	SACRAMENTO	W	71-61	10-8	W2			28	at Detroit	L	70-71	OT		



2008 NEW YORK LIBERTY FINAL STATISTICS (19-15)

NO	PLAYER	GP-GS	MIN	FGM-FGA	FG%	3-POINT		FTM-FTA	FT%	---REBOUNDS---			AST	PF-DQ	STL	TO	BLK	PTS/AVG
						FGM-FGA	FG%			OFF	DEF	TOT/AVG						
20	Christon, S	31-31	946:54	153-385	.397	71-175	.406	111-134	.828	31	63	94/3.0	51	93-1	35	61	17	488/15.7
4	McCarville, J	31-31	816:17	168-314	.535	0-8	.000	89-115	.774	52	116	168/5.4	66	78-1	45	67	26	425/13.7
33	Kraayeveld, C	34-34	960:41	114-298	.383	62-165	.376	36-51	.706	50	159	209/6.1	49	95-2	28	55	26	326/9.6
3	Jackson-Jones, T	25-0	495:31	81-157	.516	0-0	.000	46-73	.630	47	96	143/5.7	26	46-0	24	48	8	208/8.3
17	Carson, E	34-30	646:19	92-245	.376	8-29	.276	31-46	.674	25	51	76/2.2	31	49-0	32	35	8	223/6.6
40	Willis, L	34-2	457:50	59-140	.421	44-94	.468	29-30	.967	8	50	58/1.7	14	45-0	29	31	5	191/5.6
12	Moore, L	29-29	808:47	55-161	.342	24-83	.289	20-24	.833	30	82	112/3.9	132	71-0	44	77	4	154/5.3
2	Larkins, E	27-0	334:39	48-94	.511	0-0	.000	33-56	.589	38	35	73/2.7	18	54-0	10	35	7	129/4.8
50	Davenport, J	14-3	154:25	28-59	.475	0-0	.000	9-15	.600	12	28	40/2.9	4	27-0	4	18	10	65/4.6
23	Mitchell, L	34-5	517:31	39-105	.371	19-47	.404	34-42	.810	14	43	57/1.7	97	43-0	17	39	3	131/3.9
22	Battle, A	34-0	336:20	37-98	.378	11-30	.367	36-50	.720	18	35	53/1.6	24	26-0	15	28	1	121/3.6
5	Thorn, E	32-5	379:46	36-106	.340	19-71	.268	10-11	.909	2	18	20/0.6	36	22-0	7	20	2	101/3.2
13	Duffy, M	6-0	45:06	2-6	.333	1-4	.250	6-6	1.000	0	2	2/0.3	3	6-0	0	5	0	11/1.8
Team												297			28			
New York Liberty		34	6900:00	912-2168	.421	259-706	.367	490-653	.750	327	778	1402/41.2	551	655-4	290	547	117	2573/75.7
Team												239			46			
OPPONENTS		34	6900:00	924-2163	.427	174-485	.359	516-674	.766	352	823	1414/41.6	496	625-3	285	559	109	2538/74.6

2008 NEW YORK LIBERTY PLAYOFF STATISTICS (3-3)

NO	PLAYER	GP-GS	MIN	FGM-FGA	FG%	3-POINT		FTM-FTA	FT%	---REBOUNDS---			AST	PF-DQ	STL	TO	BLK	PTS/AVG
						FGM-FGA	FG%			OFF	DEF	TOT/AVG						
4	McCarville, J	6-6	165:11	35-71	.493	0-2	.000	13-23	.565	6	25	31/5.2	8	22-0	6	19	9	83/13.8
20	Christon, S	6-6	196:19	30-73	.411	12-27	.444	10-14	.714	5	21	26/4.3	3	17-0	4	12	2	82/13.7
33	Kraayeveld, C	6-6	202:08	16-45	.356	10-29	.345	2-4	.500	14	31	45/7.5	17	15-0	4	10	3	44/7.3
12	Moore, L	6-6	178:12	15-48	.313	9-23	.391	4-8	.500	2	19	21/3.5	25	11-0	9	11	0	43/7.2
17	Carson, E	6-6	101:07	16-33	.485	1-6	.167	1-2	.500	1	8	9/1.5	5	11-0	1	4	2	34/5.7
23	Mitchell, L	6-0	61:46	9-21	.429	5-10	.500	6-6	1.000	0	2	2/0.3	8	5-0	0	6	0	29/4.8
2	Larkins, E	6-0	87:13	11-24	.458	0-0	.000	4-10	.400	12	17	29/4.8	1	12-0	3	8	1	26/4.3
5	Thorn, E	6-0	61:37	7-12	.583	4-7	.571	6-7	.857	0	2	2/0.3	6	1-0	1	5	0	24/4.0
22	Battle, A	6-0	92:37	8-22	.364	3-9	.333	0-0	.000	2	11	13/2.2	9	5-0	5	3	1	19/3.2
50	Davenport, J	4-0	25:21	4-10	.400	0-0	.000	2-4	.500	0	5	5/1.3	0	4-0	1	2	1	10/2.5
40	Willis, L	6-0	28:29	1-4	.250	0-3	.000	0-0	.000	2	1	3/0.5	1	2-0	2	6	2	2/0.3
Team												56			9			
New York Liberty		6	1200:00	152-363	.419	44-116	.379	48-78	.615	44	142	242/40.3	83	105-0	36	95	21	396/66.0
Team												61			3			
OPPONENTS		6	1200:00	145-380	.382	23-95	.242	80-105	.762	53	145	259/43.2	74	99-0	41	71	14	393/65.5

2008 SCHEDULE/RESULTS

MAY (1-3)				19	INDIANA	L	55-71	12-10	L1			
18	CONNECTICUT	L	63-77	0-1	L1	23	at Washington	W	80-73	13-10	W1	
22	WASHINGTON	W	79-60	1-1	W1	25	LOS ANGELES	W	69-68	14-10	W2	
25	at Detroit	L	62-72	1-2	L1	27	at Atlanta	W	86-76	15-10	W3	
30	at Connecticut	L	84-89	1-3	L2	AUGUST (0-2)						
JUNE (6-4)				28	CHICAGO	L	60-69	15-11	L1			
3	SEATTLE	W	77-63	2-3	W1	29	at Detroit	L	69-83	15-12	L2	
6	HOUSTON	W	81-63	3-3	W2	SEPTEMBER (4-3)						
8	SACRAMENTO	L	63-70	3-4	L1	2	at Houston	W	90-87	OT	16-12	W1
11	at Atlanta	W	81-77	4-4	W1	5	ATLANTA	W	86-76	17-12	W2	
14	MINNESOTA	W	77-76	5-4	W2	7	CHICAGO	W	69-61	18-12	W3	
18	at Indiana	L	69-83	5-5	L1	9	SAN ANTONIO	L	76-82	18-13	L1	
22	PHOENIX	W	105-72	6-5	W1	11	at Indiana	L	59-74	18-14	L2	
24	at Minnesota	L	69-91	6-6	L1	12	at Chicago	W	69-62	19-14	W1	
26	INDIANA	W	102-96	30T	7-6	14	DETROIT	L	59-61	19-15	L1	
28	at Sacramento	L	78-82	7-7	L1	Eastern Conference Semifinals						
JULY (8-3)				18	CONNECTICUT	W	72-63					
1	at Los Angeles	W	89-78	8-7	W1	20	at Connecticut	L	70-73			
3	at Seattle	L	79-83	8-8	L1	22	at Connecticut	W	66-62			
5	at Phoenix	W	93-83	9-8	W1	Eastern Conference Finals						
8	at Sacramento	L	79-83	9-9	L1	26	DETROIT	W	60-56			
12	DETROIT	W	74-64	10-9	W1	28	at Detroit	L	55-64			
15	at Connecticut	W	77-71	11-9	W2	29	at Detroit	L	73-75			
17	WASHINGTON	W	77-56	12-9	W3							

2009 NEW YORK LIBERTY OVERALL STATISTICS (13-21)

NO	PLAYER	GP-GS	MIN	FGM-FGA	FG%	3-POINT		FTM-FTA	FT%	---REBOUNDS---			AST	PF-DQ	STL	TO	BLK	PTS/AVG
						FGM-FGA	FG%			OFF	DEF	TOT/AVG						
20	Christon, S	32-31	1013:46	154-383	.402	78-204	.382	128-148	.865	29	127	156/4.9	56	102-1	28	56	27	514/16.1
4	McCarville, J	32-32	848:13	151-301	.502	1-3	.333	90-107	.841	63	112	175/5.5	88	79-1	41	86	44	393/12.3
17	Carson, E	34-34	858:43	131-321	.408	34-102	.333	44-48	.917	24	48	72/2.1	46	76-1	37	54	10	340/10.0
33	Kraayeveld, C	34-26	887:43	105-264	.398	60-144	.417	37-49	.755	32	123	155/4.6	32	76-0	22	66	13	307/9.0
12	Moore, L	34-32	940:40	78-233	.335	26-100	.260	33-48	.688	19	106	125/3.7	133	55-0	66	78	2	215/6.3
3	Jackson-Jones, T	34-9	494:50	67-149	.450	0-0	.000	46-64	.719	35	81	116/3.4	24	55-0	21	43	13	180/5.3
22	Battle, A	34-3	548:02	63-148	.426	19-46	.413	32-46	.696	17	68	85/2.5	40	48-0	31	52	2	177/5.2
15	Vaughn, K	34-1	395:55	73-148	.493	0-2	.000	17-34	.500	35	53	88/2.6	8	57-0	6	32	3	163/4.8
6	Spencer, S	33-0	339:54	34-88	.386	22-57	.386	9-9	1.000	7	31	38/1.2	15	24-0	6	9	1	99/3.0
2	Larkins, E	18-0	136:37	14-33	.424	0-0	.000	16-23	.696	11	20	31/1.7	8	19-0	9	16	4	44/2.4
23	Mitchell, L	34-2	435:40	30-100	.300	14-52	.269	6-6	1.000	8	33	41/1.2	76	46-0	9	26	2	80/2.4
Team												255				25		
New York Liberty		34	6900:00	900-2168	.415	254-710	.358	458-582	.787	280	802	1337/39.3	526	637-3	276	543	121	2512/73.9
Team												246				39		
OPPONENTS		34	6900:00	906-2157	.420	192-554	.347	531-673	.789	333	869	1448/42.6	482	590-7	269	548	124	2535/74.6

2009 SCHEDULE/RESULTS

JUNE (2-6)

7	CONNECTICUT	L	57-66	0-1	L1
10	at Phoenix	L	84-91	0-2	L2
13	at San Antonio	L	60-63	0-3	L3
19	SAN ANTONIO	W	77-61	1-3	W1
21	at Atlanta	W	93-81	2-3	W2
23	at Minnesota	L	57-69	2-4	L1
26	INDIANA	L	81-82 OT	2-5	L2
27	at Indiana	L	54-63	2-6	L3

JULY (4-5)

2	DETROIT	W	80-64	3-6	W1
9	LOS ANGELES	L	60-69	3-7	L1
11	ATLANTA	W	71-69	4-7	W1
18	at Washington	L	67-68	4-8	L1
19	ATLANTA	W	89-86	5-8	W1
22	at Chicago	W	77-70	6-8	W2
23	SACRAMENTO	L	73-88	6-9	L1
26	PHOENIX	L	88-94	6-10	L2
30	WASHINGTON	L	75-78	6-11	L3

AUGUST (6-6)

1	at Atlanta	L	83-89	6-12	L4
4	at Detroit	L	64-76	6-13	L5
7	at Sacramento	W	84-66	7-13	W1

8	at Seattle	L	69-70	7-14	L1
11	at Los Angeles	W	65-61	8-14	W1
14	CHICAGO	L	77-88	8-15	L1
16	at Washington	W	60-59	9-15	W1
19	at Connecticut	L	69-74	9-16	L1
21	CONNECTICUT	W	85-83 OT	10-16	W1
23	MINNESOTA	W	80-67	11-16	W2
28	at Chicago	L	77-96	11-17	L1
30	CHICAGO	W	77-63	12-17	W1

SEPTEMBER (1-4)

1	SEATTLE	L	58-65	12-18	L1
4	at Connecticut	L	85-88 OT	12-19	L2
8	INDIANA	L	63-69	12-20	L3
10	at Detroit	L	87-94 OT	12-21	L4
13	WASHINGTON	W	86-65	13-21	W1



2010 NEW YORK LIBERTY OVERALL STATISTICS (22-12)

NO	PLAYER	GP-GS	MIN	FGM-FGA	FG%	3-POINT		FTM-FTA	FT%	---REBOUNDS---			AST	PF-DQ	STL	TO	BLK	PTS/AVG
						FGM-FGA	FG%			OFF	DEF	TOT/AVG						
23	Pondexter, C	34-34	1166:49	254-526	.483	64-149	.430	157-176	.892	21	132	153/4.5	165	88-0	30	81	4	729/21.4
7	McWilliams-Franklin, T	34-34	993:41	140-274	.511	6-23	.261	76-92	.826	74	110	184/5.4	69	101-0	47	52	30	362/10.6
5	Mitchell, L	34-34	977:46	105-238	.441	72-148	.486	35-43	.814	25	63	88/2.6	130	79-0	55	51	6	317/9.3
14	Powell, N	34-34	894:47	112-288	.389	66-167	.395	26-31	.839	33	110	143/4.2	76	67-0	34	48	7	316/9.3
33	Pierson, P	25-0	418:28	87-190	.458	1-4	.250	49-60	.817	25	69	94/3.8	28	67-0	17	46	8	224/9.0
4	McCarville, J	34-34	966:40	127-275	.462	3-11	.273	41-50	.820	66	134	200/5.9	74	88-1	46	86	23	298/8.8
32	Greene, K	33-0	519:19	64-138	.464	7-21	.333	15-24	.625	14	40	54/1.6	31	50-0	13	36	7	150/4.5
3	Jackson-Jones, T	9-0	124:25	10-27	.370	0-0	.000	19-25	.760	5	23	28/3.1	4	14-0	6	7	1	39/4.3
17	Carson, E	34-0	325:02	50-123	.407	4-25	.160	22-32	.688	14	40	54/1.6	25	23-0	14	26	8	126/3.7
6	Spencer, S	20-0	168:23	22-43	.512	8-15	.533	0-0	.000	2	14	16/0.8	6	12-0	6	8	0	52/2.6
15	Vaughn, K	30-0	243:02	24-69	.348	1-1	1.000	13-20	.650	15	27	42/1.4	10	44-0	6	18	6	62/2.1
1	Blue, N	15-0	76:48	6-21	.286	1-6	.167	5-7	.714	1	5	6/0.4	13	12-0	4	9	0	18/1.2
Team											249							
New York Liberty		34	6875:00	1001-2212	.453	233-570	.409	458-560	.818	295	767	1311/38.6	631	645-1	278	494	100	2693/79.2
Team											266							
OPPONENTS		34	6875:00	929-2133	.436	176-483	.364	549-696	.789	309	778	1353/39.8	486	552-1	246	530	130	2583/76.0

2010 NEW YORK LIBERTY PLAYOFF STATISTICS (2-3)

NO	PLAYER	GP-GS	MIN	FGM-FGA	FG%	3-POINT		FTM-FTA	FT%	---REBOUNDS---			AST	PF-DQ	STL	TO	BLK	PTS/AVG
						FGM-FGA	FG%			OFF	DEF	TOT/AVG						
23	Pondexter, C	5-5	185:36	51-116	.440	12-25	.480	28-31	.903	6	15	21/4.2	23	13-0	6	9	0	142/28.4
17	Carson, E	5-0	124:33	30-56	.536	4-9	.444	4-5	.800	6	10	16/3.2	3	17-0	4	9	3	68/13.6
33	Pierson, P	5-3	99:56	23-44	.523	1-3	.333	5-8	.625	6	6	12/2.4	6	18-1	0	10	1	52/10.4
7	McWilliams-Franklin, T	5-5	152:13	17-38	.447	0-1	.000	8-11	.727	16	27	43/8.6	13	18-1	3	15	5	42/8.4
14	Powell, N	5-5	127:42	12-27	.444	8-21	.381	6-6	1.000	5	9	14/2.8	9	14-0	2	7	1	38/7.6
15	Vaughn, K	5-0	77:56	10-16	.625	0-0	.000	6-13	.462	5	10	15/3.0	3	9-0	0	5	3	26/5.2
4	McCarville, J	2-2	63:09	3-10	.300	0-0	.000	4-4	1.000	8	10	18/9.0	8	6-0	3	6	2	10/5.0
5	Mitchell, L	5-5	145:29	5-22	.227	4-16	.250	2-2	1.000	4	12	16/3.2	18	11-0	4	10	0	16/3.2
32	Greene, K	5-0	15:16	1-5	.200	0-0	.000	1-2	.500	0	2	2/0.4	0	1-0	0	0	0	3/0.6
6	Spencer, S	3-0	7:10	0-2	.000	0-1	.000	0-0	.000	0	1	1/0.3	0	1-0	0	1	0	0/0.0
1	Blue, N	1-0	1:00	0-0	.000	0-0	.000	0-0	.000	0	0	0/0.0	0	0-0	0	0	0	0/0.0
Team											44							
New York Liberty		5	1000:00	152-336	.452	29-76	.382	64-82	.780	56	102	202/40.4	83	108-2	22	76	15	397/79.4
Team											45							
OPPONENTS		5	1000:00	139-321	.433	20-60	.333	110-134	.821	52	109	206/41.2	74	97-0	45	56	27	408/81.6

2010 SCHEDULE/RESULTS

MAY (2-2)										23	at Chicago	W	79-71	11-10	W2
16	CHICAGO	W	85-82	1-0	W1	25	at Atlanta	L	75-82	11-11	L1				
21	at Washington	L	61-77	1-1	L1	27	SAN ANTONIO	W	77-72	12-11	W1				
23	ATLANTA	L	77-86	1-2	L2	30	LOS ANGELES	W	88-79	13-11	W2				
28	SAN ANTONIO	W	77-71	2-2	W1	AUGUST (9-1)									
JUNE (5-5)						1	CONNECTICUT	W	71-67	14-11	W3				
4	at Connecticut	L	68-75	2-3	L1	3	at Indiana	W	82-72	15-11	W4				
5	at Indiana	L	73-78	2-4	L2	6	WASHINGTON	W	85-77	16-11	W5				
8	at Chicago	W	85-70	3-4	W1	8	at Minnesota	W	74-72	17-11	W6				
11	ATLANTA	W	91-79	4-4	W2	13	at Atlanta	W	90-83	18-11	W7				
12	at Washington	L	91-79	4-5	L1	14	PHOENIX	W	107-69	19-11	W8				
18	SEATTLE	L	84-92	4-6	L2	17	INDIANA	W	78-57	20-11	W9				
22	MINNESOTA	L	68-75	4-7	L3	19	TULSA	W	95-85	21-11	W10				
25	at Tulsa	W	92-78	5-7	W1	20	at Washington	L	74-75	21-12	L1				
27	CONNECTICUT	W	77-68	6-7	W2	22	CONNECTICUT	W	88-87	OT	22-12	W1			
29	at Los Angeles	W	80-68	7-7	W3	<i>Eastern Conference Semifinals</i>									
JULY (6-4)						26	INDIANA	W	85-73						
3	at Phoenix	L	82-97	7-8	L1	29	at Indiana	L	75-67						
6	at Seattle	L	70-78	7-9	L2	SEPTEMBER									
11	CHICAGO	W	57-54	8-9	W1	1	INDIANA	W	77-74						
15	WASHINGTON	W	75-67	9-9	W2	<i>Eastern Conference Finals</i>									
18	INDIANA	L	81-84	OT	L1	5	ATLANTA	L	75-81						
20	at Connecticut	W	82-74	OT	10-10	W1	7	at Atlanta	L	93-105					

2011 NEW YORK LIBERTY OVERALL STATISTICS (19-15)

NO	PLAYER	GP-GS	MIN	FGM-FGA	FG%	3-POINT		FTM-FTA	FT%	---REBOUNDS---							PTS/AVG	
						FGM-FGA	FG%			OFF	DEF	TOT/AVG	AST	PF-DQ	STL	TO		BLK
23	Pondexter, C	34-34	1151:28	212-528	.402	58-168	.345	109-134	.813	22	117	139/4.1	160	69-0	43	93	10	591/17.4
33	Pierson, P	33-33	945:10	173-362	.478	2-10	.200	79-98	.806	62	110	172/5.2	45	89-1	38	62	30	427/12.9
17	Carson, E	32-5	724:31	139-318	.437	24-62	.387	59-80	.738	31	59	90/2.8	53	60-0	38	46	20	361/11.3
15	Vaughn, K	34-34	955:24	149-300	.497	0-0	.000	44-56	.786	96	131	227/6.7	39	97-2	40	61	25	342/10.1
14	Powell, N	33-33	934:42	118-288	.410	54-153	.353	29-32	.906	32	108	140/4.2	76	74-0	45	65	10	319/9.7
5	Mitchell, L	34-30	864:01	69-184	.375	43-118	.364	8-10	.800	17	56	73/2.1	100	77-1	44	43	3	189/5.6
9	Hollingsworth, Q	31-1	524:20	54-103	.524	0-0	.000	36-53	.679	54	83	137/4.4	10	79-1	16	44	10	144/4.6
45	Braxton, K	13-0	166:26	23-58	.397	1-3	.333	4-10	.400	17	22	39/3.0	10	28-0	5	19	6	51/3.9
22	Montgomery, A	30-0	270:42	28-85	.329	8-18	.444	11-17	.647	15	39	54/1.8	21	33-0	10	19	7	75/2.5
6	Spencer, S	16-0	113:16	17-34	.500	4-12	.333	2-2	1.000	4	9	13/0.8	5	10-0	0	2	0	40/2.5
51	Breland, J	9-0	69:21	8-21	.381	0-0	.000	2-2	1.000	3	11	14/1.6	4	9-0	2	3	6	18/2.0
50	Colson, S	16-0	85:53	7-20	.350	3-7	.429	5-6	.833	0	6	6/0.4	10	9-0	4	17	2	22/1.4
53	Phillips, T	5-0	17:40	1-2	.500	0-0	.000	1-2	.500	1	2	3/0.6	1	6-0	0	0	0	3/0.6
41	Chester Wootton, F	4-0	27:09	1-3	.333	0-0	.000	0-2	.000	4	4	8/2.0	0	4-0	1	0	0	2/0.5
Team												262						
New York Liberty		34	6850:00	999-2306	.433	197-551	.358	389-504	.772	358	757	1377/40.5	534	644-5	286	504	129	2584/76.0
Team												316						
OPPONENTS		34	6850:00	923-2154	.429	190-593	.320	506-646	.783	308	792	1416/41.6	560	571-2	230	576	124	2542/74.8

2011 NEW YORK LIBERTY PLAYOFF STATISTICS (1-2)

NO	PLAYER	GP-GS	MIN	FGM-FGA	FG%	3-POINT		FTM-FTA	FT%	---REBOUNDS---							PTS/AVG	
						FGM-FGA	FG%			OFF	DEF	TOT/AVG	AST	PF-DQ	STL	TO		BLK
14	Powell, N	3-3	103:26	17-34	.500	8-14	.571	8-8	1.000	4	14	18/6.0	5	7-0	5	6	2	50/16.7
23	Pondexter, C	3-3	103:33	15-44	.341	3-14	.214	10-10	1.000	1	14	15/5.0	16	4-0	1	7	3	43/14.3
33	Pierson, P	3-3	87:06	15-26	.577	0-0	.000	2-4	.500	2	10	12/4.0	8	12-0	4	8	5	32/10.7
17	Carson, E	3-0	65:57	10-28	.357	1-5	.200	6-9	.667	4	6	10/3.3	4	5-0	6	6	1	27/9.0
15	Vaughn, K	3-3	78:20	8-14	.571	0-0	.000	9-10	.900	6	13	19/6.3	4	5-0	3	3	1	25/8.3
5	Mitchell, L	3-3	77:30	6-17	.353	5-14	.357	0-0	.000	3	2	5/1.7	5	9-0	1	3	1	17/5.7
45	Braxton, K	3-0	48:22	7-14	.500	0-1	.000	1-1	1.000	4	9	13/4.3	5	8-0	1	5	1	15/5.0
9	Hollingsworth, Q	3-0	26:12	4-7	.571	0-0	.000	2-2	1.000	2	3	5/1.7	0	3-0	1	4	1	10/3.3
22	Montgomery, A	2-0	7:45	1-3	.333	0-1	.000	0-0	.000	0	0	0/0.0	0	1-0	0	1	1	2/1.0
Team												14						
New York Liberty		3	600:00	83-187	0.444	17-49	.347	38-44	.864	26	71	111/37.0	47	54-0	22	47	16	221/73.7
Team												22						
OPPONENTS		3	600:00	77-179	0.430	18-52	.346	46-58	.793	26	65	113/37.7	39	50-0	26	47	10	218/72.7

2011 SCHEDULE/RESULTS

JUNE (4-5)						6	at Washington	L	81-91	12-9	L1		
5	at Atlanta	W	98-88	OT	1-0	W1	9	SEATTLE	W	58-56	13-9	W1	
10	at Indiana	W	81-80		2-0	W2	12	at Washington	L	63-64	13-10	L1	
11	INDIANA	L	80-86		2-1	L1	13	at Indiana	L	71-82	13-11	L2	
14	ATLANTA	L	58-79		2-2	L2	16	WASHINGTON	W	69-66	14-11	W1	
17	at Chicago	L	73-85		2-3	L3	18	CONNECTICUT	W	84-81	OT	15-11	W2
21	at Los Angeles	L	91-96		2-4	L4	20	at Seattle	L	62-63	15-12	L1	
23	at Tulsa	W	94-82		3-4	W1	23	at Phoenix	W	74-70	16-12	W1	
26	LOS ANGELES	W	77-67		4-4	W2	28	at Chicago	L	73-74	16-13	L1	
30	at Atlanta	L	81-87		4-5	L1	30	CHICAGO	W	71-67	17-13	W1	
JULY (6-3)						SEPTEMBER (2-2)							
1	SAN ANTONIO	W	81-75		5-5	W1	2	at Minnesota	W	78-62	18-13	W2	
8	at San Antonio	W	76-73		6-5	W2	4	MINNESOTA	L	68-86	18-14	L1	
10	CHICAGO	W	80-73		7-5	W3	9	INDIANA	W	83-75	19-14	W1	
13	ATLANTA	W	91-69		8-5	W4	11	at Connecticut	L	63-39	19-15	L1	
15	CONNECTICUT	L	59-68		8-6	L1	Eastern Conference Semifinals						
17	TULSA	W	88-57		9-6	W1	15	at Indiana	L	72-74			
19	at Connecticut	L	79-85		9-7	L1	17	INDIANA	W	87-72			
28	WASHINGTON	W	75-71		10-7	W1	29	at Indiana	L	62-75			
30	PHOENIX	L	84-91		10-8	L1							
AUGUST (7-5)													
2	at Atlanta	W	85-75		11-8	W1							
4	CHICAGO	W	59-49		12-8	W2							

2012 NEW YORK LIBERTY OVERALL STATISTICS (15-19)

NO	PLAYER	GP-GS	MIN	FGM-FGA	FG%	3-POINT		FTM-FTA	FT%	---REBOUNDS---				PF-DQ	STL	TO	BLK	PTS/AVG
						FGM-FGA	FG%			OFF	DEF	TOT/AVG	AST					
23	Pondexter, C	34-34	1161:30	249-573	.435	53-162	.327	144-166	.867	20	134	154/4.5	146	72-1	43	106	7	695/20.4
33	Pierson, P	26-24	640:41	122-262	.466	5-18	.278	63-83	.759	48	93	141/5.4	61	53-0	19	61	23	312/12.0
17	Carson, E	34-23	927:14	158-395	.400	36-105	.343	42-54	.778	29	88	117/3.4	58	52-0	37	59	25	394/11.6
14	Powell, N	34-21	921:45	89-214	.416	47-121	.388	13-15	.867	41	106	147/4.3	48	63-0	45	49	14	238/7.0
45	Braxton, K	34-18	535:13	102-212	.481	1-5	.200	18-40	.450	61	92	153/4.5	36	59-0	17	74	21	223/6.6
5	Mitchell, L	34-25	908:15	79-193	.409	53-129	.411	9-12	.750	21	63	84/2.5	103	72-0	35	53	5	220/6.5
15	Vaughn, K	31-17	710:29	89-207	.430	0-0	.000	21-32	.656	48	106	154/5.0	27	76-0	16	31	25	199/6.4
22	Walker, D	33-8	525:00	41-104	.394	0-0	.000	16-27	.593	39	52	91/2.8	32	73-0	17	63	16	98/3.0
21	Montgomery, A	26-0	209:53	24-64	.375	8-23	.348	8-11	.727	17	31	48/1.8	11	23-0	15	14	2	64/2.5
52	Cain, K	20-0	135:42	8-18	.444	0-0	.000	7-11	.636	11	19	30/1.5	2	13-0	2	10	4	23/1.2
2	Miller, K	11-0	82:14	4-24	.167	1-11	.091	2-2	1.000	1	7	8/0.7	6	10-0	3	9	0	11/1.0
30	Redmon, K	7-0	42:15	3-14	.214	0-1	.000	1-2	.500	5	3	8/1.1	2	8-0	3	3	0	7/1.0
Team											276				23			
New York Liberty		34	6800:00	968-2280	.425	204-575	.355	344-455	.756	341	794	1411/41.5	532	574-1	252	555	142	2484/73.1
Team											296				29			
OPPONENTS		34	6800:00	972-2264	.429	209-616	.339	472-632	.747	367	801	1464/43.1	567	515-0	295	491	127	2625/77.2

2012 NEW YORK LIBERTY PLAYOFF STATISTICS (0-2)

NO	PLAYER	GP-GS	MIN	FGM-FGA	FG%	3-POINT		FTM-FTA	FT%	---REBOUNDS---				PF-DQ	STL	TO	BLK	PTS/AVG
						FGM-FGA	FG%			OFF	DEF	TOT/AVG	AST					
23	Pondexter, C	2-2	66:09	11-38	.289	1-10	.100	11-11	1.000	2	7	9/4.5	10	3-0	5	3	0	34/17.0
14	Powell, N	2-2	62:14	7-18	.389	4-11	.364	0-0	.000	0	6	6/3.0	3	4-0	1	3	1	18/9.0
33	Pierson, P	2-2	60:39	7-18	.389	0-1	.000	4-5	.800	4	6	10/5.0	6	4-0	1	3	0	18/9.0
45	Braxton, K	2-2	30:41	7-16	.438	0-1	.000	0-0	.000	4	3	7/3.5	0	2-0	4	1	0	14/7.0
17	Carson, E	2-2	56:35	6-24	.250	1-6	.167	0-0	.000	1	7	8/4.0	2	2-0	1	4	1	13/6.5
15	Vaughn, K	2-0	49:19	5-12	.417	0-0	.000	1-1	1.000	6	11	17/8.5	2	5-0	0	3	1	11/5.5
21	Montgomery, A	2-0	23:49	2-7	.286	1-4	.250	3-4	.750	2	4	6/3.0	0	1-0	2	0	0	8/4.0
5	Mitchell, L	2-0	31:13	2-8	.250	1-5	.200	0-0	.000	2	1	3/1.5	1	5-0	0	3	0	5/2.5
22	Walker, D	2-0	19:21	0-1	.000	0-0	.000	1-2	.500	2	4	6/3.0	0	3-0	0	2	1	1/0.5
Team											11				0			
New York Liberty		2	400:00	47-142	.331	8-38	.211	20-23	.870	23	49	83/41.5	24	29-0	14	22	4	122/61.0
Team											15				1			
OPPONENTS		2	400:00	55-131	.420	9-30	.300	21-28	.750	22	61	98/49.0	37	28-0	10	27	6	140/70.0

2012 SCHEDULE/RESULTS

MAY (0-4)

19	CONNECTICUT	L	73-78	0-1	L1
20	at Connecticut	L	77-92	0-2	L2
22	MINNESOTA	L	62-80	0-3	L3
25	at Atlanta	L	74-100	0-4	L4

JUNE (5-5)

2	at Indiana	L	68-91	0-5	L5
3	INDIANA	W	87-72	1-5	W1
5	ATLANTA	W	79-74	2-5	W2
8	at Washington	W	76-70	3-5	W3
10	CHICAGO	L	64-73	3-6	L1
15	at Connecticut	L	55-97	3-7	L2
19	at Atlanta	W	73-60	4-7	W1
21	at Minnesota	L	72-102	4-8	L1
24	ATLANTA	L	64-74	4-9	L2
30	SEATTLE	W	77-59	5-9	W1

JULY (1-3)

6	at Chicago	W	64-59	6-9	W2
8	SAN ANTONIO	L	81-94	6-10	L1
10	at Indiana	L	82-84	6-11	L2
13	WASHINGTON	L	53-70	6-12	L3

AUGUST (3-4)

16	CONNECTICUT	W	79-66	7-12	W1
18	at Connecticut	L	74-85	7-13	L1
21	at Chicago	W	77-67	8-13	W1
23	at Phoenix	W	89-77	9-13	W2
25	at Los Angeles	L	62-87	9-14	L1
26	at Seattle	L	66-84	9-15	L2
30	INDIANA	L	63-76	9-16	L3

SEPTEMBER (6-3)

1	WASHINGTON	W	79-73	10-16	W1
5	PHOENIX	W	87-59	11-16	W2
7	CHICAGO	L	83-92	11-17	L1
9	LOS ANGELES	W	73-71	12-17	W1
12	WASHINGTON	W	75-62	13-17	W2
16	at Washington	W	75-68	14-17	W3
18	at San Antonio	L	66-77	14-18	L1
20	at Tulsa	L	66-78	14-19	L2
22	TUSLA	W	91-74	15-19	W1

Eastern Conference Semifinals

27	at Connecticut	L	60-65
29	CONNECTICUT	L	62-75



2013 NEW YORK LIBERTY OVERALL STATISTICS (11-23)

NO	PLAYER	GP-GS	MIN	FGM-FGA	FG%	3-POINT		FTM-FTA	FT%	---REBOUNDS---			AST	PF-DQ	STL	TO	BLK	PTS/AVG
						FGM-FGA	FG%			OFF	DEF	TOT/AVG						
23	Pondexter, C	30-30	1026:30	171-475	.360	38-103	.369	127-156	.814	15	120	135/4.5	119	50-1	31	104	4	507/16.9
17	Carson, E	4-4	118:01	22-40	.550	1-3	.333	12-14	.857	4	18	22/5.5	7	6-0	2	10	2	57/14.3
33	Pierson, P	32-27	882:36	147-367	.401	0-7	.000	77-107	.720	63	123	186/5.8	80	68-0	16	79	20	371/11.6
45	Braxton, K	34-33	739:34	130-270	.481	0-0	.000	37-56	.661	86	140	226/6.6	40	100-2	22	77	14	297/8.7
3	Bone, K	34-2	663:12	99-215	.460	0-1	.000	36-57	.632	73	112	185/5.4	25	87-1	12	52	12	234/6.9
1	Milton-Jones, D	11-2	213:16	23-66	.348	2-10	.200	26-33	.788	9	27	36/3.3	19	24-0	5	17	3	74/6.7
30	Smith, K	34-30	904:29	76-203	.374	28-89	.315	28-33	.848	9	55	64/1.9	61	53-0	24	43	6	208/6.1
21	Montgomery, A	34-0	781:37	86-224	.384	13-43	.302	22-26	.846	36	141	177/5.2	57	75-0	22	57	8	207/6.1
5	Mitchell, L	34-9	633:05	54-133	.406	32-85	.376	30-35	.857	18	53	71/2.1	66	37-0	26	34	4	170/5.0
15	Young, T	31-10	344:08	58-122	.475	0-1	.000	12-18	.667	24	34	58/1.9	14	57-0	9	26	10	128/4.1
7	Warley-Talbert, A	8-5	102:23	10-25	.400	0-0	.000	4-6	.667	11	28	39/4.9	1	15-0	5	6	1	24/3.0
4	Williams, K	34-18	452:35	39-121	.322	6-23	.261	4-7	.571	16	57	73/2.1	32	38-0	24	30	8	88/2.6
28	Jeffery, C	2-0	5:47	0-2	.000	0-1	.000	2-2	1.000	0	1	1/0.5	0	0-0	2	0	0	2/1.0
12	Prahalis, S	3-0	7:55	0-0	.000	0-0	.000	0-0	.000	0	2	2/0.7	1	1-0	1	3	0	0/0.0
Team												291						26
New York Liberty		34	6875:00	915-2263	.404	120-366	.328	417-550	.758	364	911	1566/46.1	522	611-4	201	564	92	2367/69.6
Team												258						33
OPPONENTS		34	6875:00	963-2360	.408	207-613	.338	484-621	.779	339	852	1449/42.6	538	558-1	298	410	153	2617/77.0

2013 SCHEDULE/RESULTS

MAY (1-1)						AUGUST (3-7)					
25	at Connecticut	L	69-81	0-1	L1	3	CONNECTICUT	L	66-88	8-12	L1
31	TULSA	W	78-76 OT	1-1	W1	6	WASHINGTON	W	93-88	9-12	W1
JUNE (4-3)						SEPTEMBER (0-5)					
5	INDIANA	W	75-68 OT	2-1	W2	10	LOS ANGELES	L	67-85	9-13	L1
7	at Atlanta	L	56-75	2-2	L1	11	at Atlanta	W	88-82	10-13	W1
9	ATLANTA	W	76-67	3-2	W1	16	WASHINGTON	L	57-66	10-14	L1
14	CONNECTICUT	W	78-68	4-2	W2	18	at Minnesota	L	57-88	10-15	L2
23	SAN ANTONIO	L	77-78 OT	4-3	L1	23	at Chicago	L	64-82	10-16	L3
26	at Chicago	L	74-87	4-4	L2	25	at Connecticut	W	74-66	11-16	W1
28	at Seattle	W	67-62	5-4	W1	27	MINNESOTA	L	47-73	11-17	L1
2	at Phoenix	L	87-94	5-5	L1	30	INDIANA	L	67-73	11-18	L2
4	at Los Angeles	L	89-97	5-6	L2	1	at Tulsa	L	88-93	11-19	L3
7	CHICAGO	L	64-93	5-7	L3	6	ATLANTA	L	57-70	11-20	L4
9	SEATTLE	W	66-57	6-7	W1	10	PHOENIX	L	76-80	11-21	L5
13	INDIANA	L	53-74	6-8	L1	13	at Indiana	L	63-66	11-22	L6
18	CHICAGO	L	55-75	6-9	L2	15	at Washington	L	52-70	11-23	L7
20	at Chicago	L	69-80	6-10	L3						
23	at Indiana	W	77-72	7-10	W1						
25	at San Antonio	L	53-65	7-11	L1						
31	at Washington	W	88-78	8-11	W1						

2014 NEW YORK LIBERTY OVERALL STATISTICS (15-19)

NO	PLAYER	GP-GS	MIN	FGM-FGA	FG%	3-POINT		FTM-FTA	FT%	----REBOUNDS----					PTS/AVG				
						FGM-FGA	FG%			OFF	DEF	TOT/AVG	AST	PF-DQ		STL	TO	BLK	
31	Charles, T	34-34	1108:47	236-511	.462	0-0	.000	118-157	.752	89	231	320/9.4	74	57-1	44	78	30	590/17.4	
23	Pondexter, C	34-34	1042:18	161-415	.388	23-83	.277	103-134	.769	22	92	114/3.4	132	41-0	34	89	4	448/13.2	
51	Cruz, A	34-34	922:20	109-236	.462	17-49	.347	27-39	.692	14	104	118/3.5	121	61-0	44	72	9	262/7.7	
33	Pierson, P	33-8	572:52	80-176	.455	0-3	.000	79-92	.859	30	73	103/3.1	38	73-2	14	46	4	239/7.2	
14	Rodgers, S	34-0	553:47	72-204	.353	24-83	.289	36-49	.735	14	56	70/2.1	44	52-0	23	33	10	204/6.0	
1	Milton-Jones, D	19-2	319:19	46-114	.404	2-10	.200	15-21	.714	11	36	47/2.5	20	38-0	8	20	6	109/5.7	
21	Montgomery, A	34-20	745:02	70-171	.409	28-65	.431	11-16	.688	35	98	133/3.9	34	87-0	24	39	6	179/5.3	
32	Cash, S	15-4	243:29	23-65	.354	1-10	.100	20-24	.833	12	32	44/2.9	21	22-0	6	22	2	67/4.5	
7	Warley-Talbert, A	28-23	442:54	46-94	.489	0-0	.000	25-30	.833	46	59	105/3.8	4	72-0	10	28	10	117/4.2	
17	Carson, E	26-11	364:47	35-99	.354	7-24	.292	10-12	.833	9	34	43/1.7	23	23-0	9	26	4	87/3.3	
22	Houston, C	17-0	142:29	23-51	.451	1-8	.125	9-13	.692	6	11	17/1.0	10	25-0	9	15	6	56/3.3	
45	Braxton, K	4-0	31:01	4-8	.500	0-0	.000	2-2	1.000	1	3	4/1.0	3	1-0	1	4	1	10/2.5	
24	McKinney, S	24-0	164:08	16-38	.421	0-0	.000	12-24	.500	18	16	34/1.4	7	21-0	2	6	4	44/1.8	
4	Lacy, N	11-0	82:05	7-14	.500	0-2	.000	3-8	.375	0	9	9/0.8	10	4-0	11	3	0	17/1.5	
15	Young, T	8-0	38:15	3-10	.300	0-0	.000	3-5	.600	1	5	6/0.8	1	6-0	1	0	2	9/1.1	
0	Jeffery, C	15-0	71:41	7-17	.412	0-1	.000	1-4	.250	3	12	15/1.0	3	7-0	6	4	1	15/1.0	
Team												274						7	
New York Liberty		34	6875:00	938-2223	.422	103-338	.305	474-630	.752	311	871	1456/42.8	545	590-3	246	492	99		2453/72.1
Team												263						28	
OPPONENTS		34	6875:00	960-2253	.426	174-499	.349	463-601	.770	294	859	1416/41.6	578	598-1	274	453	123		2557/75.2

2014 SCHEDULE/RESULTS

MAY (2-4)										16	ATLANTA	W	77-75	8-13	W1
16	at Connecticut	W	75-64	1-0	W1	23	at Los Angeles	W	66-64	9-13	W2				
17	CHICAGO	L	65-79	1-1	L1	24	at Seattle	W	84-80 OT	10-13	W3				
24	at Minnesota	L	82-87	1-2	L2	26	at Phoenix	L	63-78	10-14	L1				
27	SEATTLE	W	70-64	2-2	W1	29	WASHINGTON	W	80-76 OT	11-14	W1				
30	at Washington	L	60-68	2-3	L1	31	at Chicago	L	74-87	11-15	L1				
31	at Indiana	L	66-70	2-4	L2	AUGUST (4-4)									
JUNE (3-7)						3	at Atlanta	W	83-76	12-15	W1				
5	SAN ANTONIO	L	75-87	2-5	L3	5	at Washington	L	46-79	12-16	L1				
8	WASHINGTON	W	81-64	3-5	W1	8	CONNECTICUT	W	71-66	13-16	W1				
10	at Tulsa	L	57-72	3-6	L1	10	INDIANA	L	76-90	13-17	L1				
13	CONNECTICUT	L	75-83	3-7	L2	12	PHOENIX	L	64-76	13-18	L2				
15	at Connecticut	L	72-76	3-8	L3	14	at Indiana	L	63-76	13-19	L3				
18	at Chicago	L	100-105 OT	3-9	L4	16	at Washington	W	73-61	14-19	W1				
20	at Atlanta	L	64-85	3-10	L5	17	INDIANA	W	73-61	15-19	W2				
22	ATLANTA	W	85-78	4-10	W1										
27	CHICAGO	L	69-73	4-11	L1										
29	CONNECTICUT	W	67-65	5-11	W1										
JULY (6-4)															
1	TULSA	W	90-74	6-11	W2										
6	MINNESOTA	W	87-80	7-11	W3										
9	at San Antonio	L	66-80	7-12	L1										
11	LOS ANGELES	L	54-68	7-13	L2										

2015 NEW YORK LIBERTY OVERALL STATISTICS (23-11)

NO	PLAYER	GP-GS	MIN	FGM-FGA	FG%	3-POINT		FTM-FTA	FT%	---REBOUNDS---			AST	PF-DQ	STL	TO	BLK	PTS/AVG
						FGM-FGA	FG%			OFF	DEF	TOT/AVG						
31	Charles, T	34-34	1052:45	243-531	.458	1-5	.200	93-130	.715	72	216	288/8.5	83	56-0	24	82	23	580/17.1
10	Prince, E	24-23	685:49	136-291	.467	26-73	.356	63-70	.900	19	51	70/2.9	82	32-0	47	38	5	361/15.0
14	Rodgers, S	33-5	618:14	84-247	.340	41-128	.320	59-67	.881	23	50	73/2.2	48	70-0	24	33	7	268/8.1
30	Wright, T	34-34	805:19	89-212	.420	12-33	.364	60-71	.845	22	59	81/2.4	119	68-0	28	73	3	250/7.4
15	Boyd, B	30-4	430:00	59-151	.391	8-30	.267	72-101	.713	17	64	81/2.7	70	58-0	35	48	2	198/6.6
17	Carson, E	33-12	642:23	78-205	.380	12-49	.245	34-44	.773	18	57	75/2.3	43	38-0	14	35	6	202/6.1
41	Stokes, K	34-6	862:20	82-150	.547	0-2	.000	33-48	.688	60	159	219/6.4	26	76-1	24	37	67	197/5.8
8	Swords, C	34-22	510:15	67-132	.508	0-0	.000	38-47	.809	51	85	136/4.0	20	95-1	18	37	22	172/5.1
3	Wheeler, E	3-0	25:32	5-13	.385	0-5	.000	4-4	1.000	0	4	4/1.3	1	2-0	4	4	0	14/4.7
32	Cash, S	34-28	591:42	53-141	.376	8-34	.235	40-55	.727	23	59	82/2.4	47	49-0	9	37	3	154/4.5
9	Allen, R	2-0	34:05	3-10	.300	0-4	.000	0-0	.000	2	7	9/4.5	0	1-0	3	3	2	6/3.0
2	Wiggins, C	32-2	412:49	28-88	.318	20-51	.392	13-19	.684	7	53	60/1.9	26	42-0	13	32	3	89/2.8
7	Warley-Talbert, A	26-0	178:53	13-37	.351	0-0	.000	12-18	.667	24	47	71/2.7	4	29-0	7	21	3	38/1.5
Team												256			17			
New York Liberty		34	6850:00	940-2208	.426	128-414	.309	521-674	.773	338	911	1505/44.3	569	616-2	250	497	146	2529/74.4
Team												284			47			
OPPONENTS		34	6850:00	855-2176	.393	196-564	.348	510-629	.811	252	820	1356/39.9	532	633-5	246	495	131	2416/71.1

2015 NEW YORK LIBERTY PLAYOFF STATISTICS (3-3)

NO	PLAYER	GP-GS	MIN	FGM-FGA	FG%	3-POINT		FTM-FTA	FT%	---REBOUNDS---			AST	PF-DQ	STL	TO	BLK	PTS/AVG
						FGM-FGA	FG%			OFF	DEF	TOT/AVG						
31	Charles, T	6-6	230:05	53-122	.434	1-2	.500	15-19	.789	12	40	52/8.7	24	14-0	1	12	4	122/20.3
10	Prince, E	6-6	195:31	28-78	.359	11-29	.379	12-16	.750	4	13	17/2.8	18	10-0	7	11	2	79/13.2
14	Rodgers, S	6-0	101:35	16-43	.372	7-16	.438	14-16	.875	5	5	10/1.7	15	10-0	6	9	2	53/8.8
41	Stokes, K	6-0	157:13	17-36	.472	0-0	.000	6-7	.857	18	31	49/8.2	0	9-0	5	7	8	40/6.7
30	Wright, T	6-6	163:45	16-31	.516	2-4	.500	5-7	.714	4	12	16/2.7	23	15-1	9	10	0	39/6.5
8	Swords, C	5-5	87:52	14-19	.737	0-0	.000	4-6	.667	12	11	23/4.6	4	14-0	2	5	2	32/6.4
2	Wiggins, C	6-0	87:50	9-22	.409	7-16	.438	2-2	1.000	3	7	10/1.7	9	17-0	5	7	0	27/4.5
17	Carson, E	6-0	84:45	11-26	.423	2-6	.333	1-1	1.000	2	4	6/1.0	4	4-0	1	3	0	25/4.2
32	Cash, S	6-6	113:48	6-19	.316	1-5	.200	10-14	.714	4	14	18/3.0	10	10-0	5	7	3	23/3.8
7	Warley-Talbert, A	4-1	19:39	2-3	.667	0-0	.000	1-2	.500	1	1	2/0.5	0	6-0	1	0	0	5/1.3
3	Wheeler, E	3-0	7:57	1-3	.333	0-0	.000	0-0	.000	1	0	1/0.3	0	2-0	0	2	0	2/0.7
Team												50			8			
New York Liberty		6	1250:00	173-402	.430	31-78	.397	70-90	.778	66	138	254/42.3	107	111-1	42	81	21	447/74.5
Team												49			12			
OPPONENTS		6	1250:00	159-367	.433	39-90	.433	74-95	.779	38	137	224/37.3	87	101-1	45	80	25	431/71.8

2015 SCHEDULE/RESULTS

JUNE (6-4)																	
5	ATLANTA	W	82-73	1-0	W1	11	CHICAGO	W	84-63	15-6	W3						
6	at Washington	L	62-67	1-1	L1	14	at Connecticut	W	90-78	16-6	W4						
9	INDIANA	W	86-79	2-1	W1	15	TULSA	L	76-81	16-7	L1						
11	PHOENIX	W	68-57	3-1	W2	19	at San Antonio	W	78-67	17-7	W1						
14	WASHINGTON	L	59-74	3-2	L1	21	ATLANTA	W	78-67	18-7	W2						
19	INDIANA	L	63-80	3-3	L2	23	at Indiana	L	79-80	18-8	L1						
21	at Atlanta	W	73-64	4-3	W1	28	MINNESOTA	W	81-68	19-8	W1						
26	at Tulsa	L	62-71	4-4	L1	29	at Connecticut	W	80-66	20-8	W2						
28	LOS ANGELES	W	79-70	5-4	W1	SEPTEMBER (3-3)											
30	at Chicago	W	89-81	6-4	W2	1	ATLANTA	W	80-75	OT	21-8	W3					
JULY (6-2)																	
9	at Washington	W	79-76	OT	7-4	W3	3	CHICAGO	L	60-82	21-9	L1					
12	at Atlanta	L	76-84	7-5	L1	6	at Minnesota	W	75-71	22-9	W1						
15	SAN ANTONIO	W	84-68	8-5	W1	9	CONNECTICUT	W	74-64	23-9	W2						
16	CONNECTICUT	W	64-57	9-5	W2	11	WASHINGTON	L	55-82	23-10	L1						
18	at Phoenix	W	75-73	10-5	W3	13	at Indiana	L	76-81	23-11	L2						
21	at Seattle	W	81-77	11-5	W4	Eastern Conference Semifinals											
22	at Los Angeles	W	59-53	12-5	W5	18	WASHINGTON	L	83-86	2 OT							
29	at Indiana	L	72-84	12-6	L1	20	at Washington	W	86-68								
AUGUST (8-2)																	
2	SEATTLE	W	78-72	13-6	W1	22	WASHINGTON	W	79-74								
7	at Chicago	W	77-63	14-6	W2	Eastern Conference Finals											
						23	INDIANA	W	84-67								
						27	at Indiana	L	64-70								
						29	INDIANA	L	51-66								

OFFENSIVE STATISTICS

YEAR	GAMES	FGM-A	FG%	3FGMA	FG%	FTM-A	FT%	OR	DR	TR	AVG	AST	PF-DQ	STL	TO	BLK	PTS	AVG
1997	28	707-1715	.412	93-339	.274	404-607	.666	320	600	920	32.9	484	556-4	289	536	116	1911	68.3
1998	30	758-1784	.425	92-281	.327	450-629	.715	320	624	944	31.5	513	630-3	291	501	84	2058	68.6
1999	32	800-1914	.418	175-473	.370	394-529	.745	319	625	944	29.5	522	700-9	297	482	91	2169	67.8
2000	32	792-1815	.436	135-396	.341	429-567	.757	288	652	940	29.4	477	617-7	246	474	102	2148	67.1
2001	32	833-1828	.456	160-421	.380	336-500	.672	255	660	915	28.6	553	616-6	265	437	82	2162	67.6
2002	32	772-1740	.444	145-400	.363	400-567	.705	260	610	870	27.2	496	638-5	261	458	100	2089	65.3
2003	34	825-1923	.429	181-500	.362	412-537	.767	271	686	957	28.1	527	587-5	262	470	128	2243	66.0
2004	34	819-1932	.424	216-617	.350	398-531	.750	263	741	1004	29.5	539	587-3	209	506	124	2252	66.2
2005	34	828-1860	.445	208-605	.344	452-552	.819	242	732	974	28.6	498	613-4	214	462	112	2316	68.1
2006	34	822-2069	.397	216-645	.335	512-650	.788	285	736	1021	30.0	475	674-5	252	577	112	2372	69.8
2007	34	870-2087	.417	243-653	.372	430-580	.741	287	788	1349	39.7	500	618-2	289	612	109	2413	71.0
2008	34	912-2168	.421	259-706	.367	490-653	.750	327	778	1402	41.2	551	655-4	290	547	117	2573	75.7
2009	34	900-2168	.415	254-710	.358	458-582	.787	280	802	1337	39.3	526	637-3	276	543	121	2512	73.9
2010	34	1001-2212	.453	233-570	.409	458-560	.818	295	767	1311	38.6	631	645-1	278	494	100	2693	79.2
2011	34	999-2306	.433	197-551	.358	389-504	.772	358	757	1377	40.5	534	644-5	286	504	129	2584	76.0
2012	34	968-2280	.425	204-575	.355	344-455	.756	341	794	1411	41.5	532	574-1	252	555	142	2484	73.1
2013	34	915-2263	.404	120-366	.328	417-550	.758	364	911	1566	46.1	522	611-4	201	564	92	2367	69.6
2014	34	938-2223	.422	103-338	.305	474-630	.752	311	871	1456	42.8	545	590-3	246	492	99	2453	72.1
2015	34	940-2208	.426	128-414	.309	521-674	.773	338	911	1505	44.3	569	616-2	250	497	146	2529	74.4

DEFENSIVE STATISTICS

YEAR	GAMES	FGM-A	FG%	3FGMA	FG%	FTM-A	FT%	OR	DR	TR	AVG	AST	PF-DQ	STL	TO	BLK	PTS	AVG
1997	28	661-1690	.391	106-320	.331	416-564	.738	327	604	931	33.3	397	563-3	278	570	87	1844	65.9
1998	30	709-1693	.419	103-325	.317	445-625	.712	272	620	892	29.7	420	610-4	261	538	81	1966	65.5
1999	32	720-1747	.412	109-405	.269	540-723	.747	299	682	981	30.7	451	584-3	252	557	89	2089	65.3
2000	32	741-1822	.407	116-420	.276	437-590	.741	320	647	967	30.2	462	645-5	223	479	94	2035	63.6
2001	32	744-1759	.423	133-394	.338	461-640	.720	304	679	983	30.7	430	600-4	223	496	76	2082	65.1
2002	32	691-1733	.399	149-434	.343	484-645	.750	312	649	961	30.0	410	597-2	228	478	88	2015	63.0
2003	34	821-1959	.419	155-467	.332	459-581	.790	326	736	1062	31.2	506	614-5	269	480	96	2256	66.4
2004	34	867-2096	.414	132-416	.317	431-579	.744	371	730	1101	32.4	517	589-7	288	430	123	2297	67.6
2005	34	859-2012	.427	125-398	.314	442-608	.727	345	685	1030	30.3	473	590-5	275	411	86	2285	67.2
2006	34	967-2155	.449	171-461	.371	553-722	.766	342	832	1174	34.5	508	668-5	270	485	134	2658	78.2
2007	34	920-2223	.414	190-589	.323	471-619	.761	378	837	1469	43.2	509	608-5	321	562	115	2501	73.6
2008	34	924-2163	.427	174-485	.359	516-674	.766	352	823	1414	41.6	496	625-3	285	559	109	2538	74.6
2009	34	906-2157	.420	192-554	.347	531-673	.789	333	869	1448	42.6	482	590-7	269	548	124	2535	74.6
2010	34	929-2133	.436	176-483	.364	549-696	.789	309	778	1353	39.8	486	552-1	246	530	130	2583	76.0
2011	34	923-2154	.429	190-593	.320	506-646	.783	308	792	1416	41.6	560	571-2	230	576	124	2542	74.8
2012	34	972-2264	.429	209-616	.339	472-632	.747	367	801	1464	43.1	567	515-0	295	491	127	2625	77.2
2013	34	963-2360	.408	207-613	.338	484-621	.779	339	852	1449	42.6	538	558-1	298	410	153	2617	77.0
2014	34	960-2253	.426	174-499	.349	463-601	.770	294	859	1416	41.6	578	598-1	274	453	123	2557	75.2
2015	34	855-2176	.393	196-564	.348	510-629	.811	252	820	1356	39.9	532	633-5	246	495	131	2416	71.1

ALL-TIME COACHING RECORDS

Season	Coach	Finish	Regular Season	Playoffs
1997	Nancy Darsch	2nd/East	17-11	1-1
1998	Nancy Darsch	T2nd/East	18-12	--
1999	Richie Aduabato	1st/East	18-14	3-3
2000	Richie Aduabato	1st/East	20-12	4-3
2001	Richie Aduabato	2nd/East	21-11	3-3
2002	Richie Aduabato	T1st/East	18-14	4-4
2003	Richie Aduabato	T5th/East	16-18	--
2004	Richie Aduabato (7-9) Pat Coyle (11-7)	2nd/East	18-16	2-3
2005	Pat Coyle	3rd/East	18-16	0-2
2006	Pat Coyle	T5th/East	11-23	--
2007	Pat Coyle	T4th/East	16-18	1-2
2008	Pat Coyle	2nd/East	19-15	3-3
2009	Pat Coyle (6-11) Anne Donovan (7-10)	7th/East	13-21	--
2010	Anne Donovan	2nd/East	22-12	2-3
2011	John Whisenant	4th/East	19-15	1-2
2012	John Whisenant	4th/East	15-19	0-2
2013	Bill Laimbeer	5th/East	11-23	--
2014	Bill Laimbeer	5th/East	15-19	--
2015	Bill Laimbeer	1st/East	23-11	3-3
Totals			328-300 (.522)	27-34 (.443)

Coach	Regular Season	Pct.	Playoffs	Pct.
Nancy Darsch (1997-98)	35-23	.603	1-1	.500
Richie Aduabato (1999-04)	100-78	.562	14-13	.519
Pat Coyle (2004-09)	81-90	.474	6-10	.375
Anne Donovan (2009-10)	29-22	.569	2-3	.400
John Whisenant (2011-12)	34-34	.500	1-4	.200
Bill Laimbeer (2013-Present)	49-53	.480	3-3	.500

MONTH-BY-MONTH RECORDS

Year	May	Jun.	Jul.	Aug.	Sept.	East.	West.	Overall
1997		4-0	10-4	3-7		8-8	9-3	17-11
1998		5-4	7-4	6-3		8-8	10-4	18-12
1999		5-2	6-8	7-4		12-8	6-6	18-14
2000	0-2	7-5	11-3	2-2				20-12
2001	0-1	9-3	8-5	4-2		13-8	13-3	21-11
2002	2-1	6-5	7-2	3-3		11-10	7-4	18-14
2003	0-1	6-4	7-3	6-7		11-13	5-4	16-18
2004	3-1	4-7	6-4		5-4	10-10	8-6	18-16
2005	0-2	5-4	7-5	6-5		9-11	9-5	18-16
2006	0-3	4-8	3-11	4-3		7-13	4-10	11-23
2007	2-0	6-7	2-8	6-3		10-10	6-8	16-18
2008	1-3	6-4	8-3	0-2	4-3	11-9	8-6	19-15
2009		2-6	4-5	6-6	1-4	8-13	5-8	13-21
2010	2-2	5-5	6-4	9-1		14-8	8-4	22-12
2011		4-5	6-3	7-5	2-2	11-11	8-4	19-15
2012	0-4	5-5	1-3	3-4	6-3	10-12	5-7	15-19
2013	1-1	4-3	3-7	3-7	0-5	8-14	3-9	11-23
2014	2-4	3-7	6-4	4-4		10-12	5-7	15-19
2015		6-4	6-2	8-2	3-3	13-9	10-2	23-11

GAMES PLAYED

1.	Vickie Johnson	282
2.	Essence Carson	231
3.	Becky Hammon	227
4.	Teresa Weatherspoon	220
5.	Crystal Robinson	216
6.	Leilani Mitchell	204
7.	Shameka Christon	197
8.	Sue Wicks	182
9.	Tamika Whitmore	156
10.	Loree Moore	155

MINUTES PLAYED

1.	Vickie Johnson	8,950
2.	Teresa Weatherspoon	6,842
3.	Crystal Robinson	6,608
4.	Becky Hammon	5,559
5.	Cappie Pondexter	5,554
6.	Shameka Christon	5,381
7.	Essence Carson	4,607
8.	Leilani Mitchell	4,339
9.	Tari Phillips	4,069
10.	Loree Moore	4,061

POINTS SCORED

1.	Vickie Johnson	3,246
2.	Cappie Pondexter	2,970
3.	Becky Hammon	2,367
4.	Crystal Robinson	2,301
5.	Shameka Christon	2,295
6.	Tari Phillips	1,826
7.	Essence Carson	1,790
8.	Janel McCarville	1,448
9.	Tamika Whitmore	1,394
10.	Cathrine Kraayeveld,	1,366

SCORING AVERAGE

1.	Cappie Pondexter	17.9
2.	Tari Phillips	12.9
3.	Sophia Witherspoon	12.1
4.	Shameka Christon	11.6
5.	Vickie Johnson	11.5
6.	Janel McCarville	11.3
7.	Ann Wauters	11.3
8.	Crystal Robinson	10.7
9.	Plenette Pierson	10.6
10.	Becky Hammon	10.4

FIELD GOALS MADE

1.	Vickie Johnson	1,244
2.	Cappie Pondexter	1,047
3.	Crystal Robinson	810
4.	Becky Hammon	778
5.	Shameka Christon	739
6.	Essence Carson	705
7.	Tari Phillips	703
8.	Janel McCarville	582

9.	Tamika Whitmore	543
10.	Plenette Pierson	529

FIELD GOAL ATTEMPTS

1.	Vickie Johnson	2,855
2.	Cappie Pondexter	2,517
3.	Shameka Christon	1,903
4.	Crystal Robinson	1,884
5.	Essence Carson	1,746
6.	Becky Hammon	1,739
7.	Tari Phillips	1,505
8.	Plenette Pierson	1,357
9.	Tamika Whitmore	1,211
10.	Cathrine Kraayeveld	1,154

FREE THROWS MADE

1.	Cappie Pondexter	640
2.	Vickie Johnson	537
3.	Shameka Christon	529
4.	Becky Hammon	480
5.	Tari Phillips	330
6.	Teresa Weatherspoon	310
7.	Tamika Whitmore	305
8.	Crystal Robinson	281
9.	Janel McCarville	280
10.	Essence Carson	254

FREE THROW ATTEMPTS

1.	Cappie Pondexter	766
2.	Vickie Johnson	656
3.	Shameka Christon	646
4.	Becky Hammon	556
5.	Tari Phillips	515
6.	Teresa Weatherspoon	471
7.	Tamika Whitmore	446
8.	Plenette Pierson	348
9.	Janel McCarville	344
10.	Essence Carson	330

3PT FIELD GOALS MADE

1.	Crystal Robinson	400
2.	Becky Hammon	331
3.	Shameka Christon	288
4.	Cappie Pondexter	236
5.	Leilani Mitchell	233
6.	Vickie Johnson	221
7.	Cathrine Kraayeveld	215
8.	Nicole Powell	167
9.	Loree Moore	140
10.	Essence Carson	126

3PT-FIELD GOAL ATTEMPTS

1.	Crystal Robinson	1,044
2.	Becky Hammon	909
3.	Shameka Christon	825
4.	Cappie Pondexter	665
5.	Vickie Johnson	617

6.	Leilani Mitchell	579
7.	Nicole Powell	441
8.	Loree Moore	416
9.	Cathrine Kraayeveld	555
10.	Essence Carson	399

REBOUNDS

1.	Vickie Johnson	1,053
2.	Tari Phillips	1,007
3.	Sue Wicks	788
4.	Teresa Weatherspoon	750
5.	Cathrine Kraayeveld	703
6.	Janel McCarville	695
7.	Shameka Christon	679
8.	Elena Baranova	654
9.	Tina Charles	608
10.	Crystal Robinson	594

ASSISTS

1.	Teresa Weatherspoon	1,306
2.	Vickie Johnson	787
3.	Cappie Pondexter	722
4.	Becky Hammon	575
6.	Leilani Mitchell	572
5.	Loree Moore	569
7.	Crystal Robinson	440
8.	Essence Carson	286
9.	Shameka Christon	285
10.	Janel McCarville	264

STEALS

1.	Teresa Weatherspoon	453
2.	Loree Moore	256
3.	Vickie Johnson	255
4.	Becky Hammon	244
5.	Crystal Robinson	232
6.	Tari Phillips	221
7.	Leilani Mitchell	186
8.	Essence Carson	183
9.	Janel McCarville	171
10.	Shameka Christon	159

BLOCKED SHOTS

1.	Sue Wicks	155
2.	Elena Baranova	147
3.	Shameka Christon	133
4.	Janel McCarville	113
5.	Tamika Whitmore	98
6.	Plenette Pierson	85
7.	Rebecca Lobo	84
8.	Essence Carson	83
9.	Cathrine Kraayeveld	82
10.	Tari Phillips	80

TOTAL POINTS

1997	Sophia Witherspoon	407
1998	Sophia Witherspoon	413
1999	Vickie Johnson	427
2000	Tari Phillips	427
2001	Tari Phillips	489
2002	Tari Phillips	451
2003	Vickie Johnson	430
2004	Becky Hammon	460
2005	Becky Hammon	473
2006	Shameka Christon	423
2007	Shameka Christon	368
2008	Shameka Christon	488
2009	Shameka Christon	514
2010	Cappie Pondexter	729
2011	Cappie Pondexter	591
2012	Cappie Pondexter	695
2013	Cappie Pondexter	507
2014	Tina Charles	590
2015	Tina Charles	580

SCORING AVERAGE

1997	Sophia Witherspoon	14.5
1998	Sophia Witherspoon	13.8
1999	Vickie Johnson	13.3
2000	Tari Phillips	13.8
2001	Tari Phillips	15.3
2002	Tari Phillips	14.1
2003	Becky Hammon	14.7
2004	Becky Hammon	13.5
2005	Becky Hammon	13.9
2006	Becky Hammon	14.7
2007	Shameka Christon	11.2
2008	Shameka Christon	15.7
2009	Shameka Christon	16.1
2010	Cappie Pondexter	21.4
2011	Cappie Pondexter	17.4
2012	Cappie Pondexter	20.4
2013	Cappie Pondexter	16.9
2014	Tina Charles	17.4
2015	Tina Charles	17.1

FIELD GOALS MADE

1997	Sophia Witherspoon	140
1998	Vickie Johnson	146
1999	Vickie Johnson	165
2000	Tari Phillips	170
2001	Tari Phillips	208
2002	Tari Phillips	183
2003	Vickie Johnson	158
2004	Becky Hammon	153
2005	Ann Wauters	151
2006	Shameka Christon	136
2007	Janel McCarville	136
2008	Janel McCarville	168
2009	Shameka Christon	154
2010	Cappie Pondexter	254

2011	Cappie Pondexter	212
2012	Cappie Pondexter	249
2013	Cappie Pondexter	171
2014	Tina Charles	236
2015	Tina Charles	243

FIELD GOALS ATTEMPTED

1997	Rebecca Lobo	354
1998	Sophia Witherspoon	359
1999	Vickie Johnson	394
2000	Tari Phillips	364
2001	Tari Phillips	410
2002	Tari Phillips	373
2003	Tari Phillips	358
2004	Becky Hammon	354
2005	Becky Hammon	336
2006	Shameka Christon	348
2007	Shameka Christon	328
2008	Shameka Christon	385
2009	Shameka Christon	383
2010	Cappie Pondexter	526
2011	Cappie Pondexter	528
2012	Cappie Pondexter	573
2013	Cappie Pondexter	475
2014	Tina Charles	511
2015	Tina Charles	531

FIELD GOAL % (MIN. 85 FGM): FGM-A FG%

1997	Kym Hampton	99-210	.471
1998	Rebecca Lobo	136-281	.484
1999	Crystal Robinson	125-285	.439
2000	Becky Hammon	119-252	.472
2001	Tari Phillips	208-410	.507
2002	Tari Phillips	183-373	.491
2003	Vickie Johnson	158-345	.458
2004	Elena Baranova	146-315	.463
2005	Ann Wauters	151-279	.541
2006	Becky Hammon	107-252	.425
2007	Janel McCarville	136-249	.546
2008	Janel McCarville	168-314	.535
2009	Janel McCarville	151-301	.502
2010	Cappie Pondexter	254-526	.483
2011	Kia Vaughn	149-300	.497
2012	Kara Braxton	102-212	.481
2013	Kara Braxton	130-270	.481
2014	Tina Charles	236-511	.462
2015	Epiphanny Prince	136-291	.467

3-PT FIELD GOALS MADE

1997	Sophia Witherspoon	44
1998	Sophia Witherspoon	33
1999	Crystal Robinson	76
2000	Becky Hammon	52
2001	Crystal Robinson	70
2002	Crystal Robinson	67
2003	Crystal Robinson	62
2004	Becky Hammon	57

2005	Becky Hammon	65
2006	Shameka Christon	52
2007	Loree Moore	55
2008	Shameka Christon	71
2009	Shameka Christon	78
2010	Leilani Mitchell	72
2011	Cappie Pondexter	58
2012	Leilani Mitchell	53
	Cappie Pondexter	53
2013	Cappie Pondexter	38
2014	Alex Montgomery	28
2015	Sugar Rodgers	41

3-PT FIELD GOALS ATTEMPTED

1997	Sophia Witherspoon	126
1998	Sophia Witherspoon	96
1999	Crystal Robinson	174
2000	Becky Hammon	141
2001	Crystal Robinson	168
2002	Crystal Robinson	181
2003	Crystal Robinson	168
2004	Becky Hammon	170
2005	Becky Hammon	178
2006	Shameka Christon	156
2007	Loree Moore	135
2008	Shameka Christon	175
2009	Shameka Christon	204
2010	Nicole Powell	167
2011	Cappie Pondexter	168
2012	Cappie Pondexter	162
2013	Cappie Pondexter	103
2014	Cappie Pondexter	83
	Sugar Rodgers	83
2015	Sugar Rodgers	128

3-PT FG % (MIN. 20 3FGM) 3FGM-A 3FG%

1997	Sophia Witherspoon	44-126	.349
1998	Vickie Johnson	21-56	.375
1999	Crystal Robinson	76-174	.437
2000	Vickie Johnson	27-71	.380
2001	Crystal Robinson	70-168	.417
2002	Vickie Johnson	32-76	.421
2003	Becky Hammon	23-49	.469
2004	Becky Hammon	57-170	.469
2005	Elena Baranova	33-85	.388
2006	Erin Thorn	28-65	.431
2007	Cathrine Kraayeveld	53-129	.411
2008	Lisa Willis	44-94	.468
2009	Cathrine Kraayeveld	60-144	.417
2010	Leilani Mitchell	72-148	.486
2011	Leilani Mitchell	43-118	.364
2012	Leilani Mitchell	53-129	.411
2013	Leilani Mitchell	32-85	.376
2014	Alex Montgomery	28-65	.431
2015	Candice Wiggins	20-51	.392



FREE THROWS MADE

1997	Sophia Witherspoon	83
1998	Sophia Witherspoon	92
1999	Vickie Johnson	72
2000	Tari Phillips	85
2001	Tari Phillips	73
2002	Tamika Whitmore	110
2003	Tari Phillips	87
2004	Becky Hammon	97
2005	Becky Hammon	118
2006	Shameka Christon	99
2007	Shameka Christon	93
2008	Shameka Christon	111
2009	Shameka Christon	128
2010	Cappie Pondexter	157
2011	Cappie Pondexter	109
2012	Cappie Pondexter	144
2013	Cappie Pondexter	127
2014	Tina Charles	118
2015	Tina Charles	93

FREE THROWS ATTEMPTED

1997	Kym Hampton	114
1998	Sophia Witherspoon	117
1999	Kym Hampton	91
2000	Tari Phillips	130
2001	Tari Phillips	125
2002	Tamika Whitmore	150
2003	Tari Phillips	134
2004	Becky Hammon	116
2005	Becky Hammon	131
2006	Shameka Christon	120
2007	Shameka Christon	117
2008	Shameka Christon	134
2009	Shameka Christon	148
2010	Cappie Pondexter	176
2011	Cappie Pondexter	134
2012	Cappie Pondexter	166
2013	Cappie Pondexter	156
2014	Tina Charles	157
2015	Tina Charles	130

FT % (MIN. 65 MADE)

FTM-A

FT%

1997	Sophia Witherspoon	83-111	.748
1998	Sophia Witherspoon	92-117	.786
1999	Vickie Johnson	72-86	.837
2000	Vickie Johnson	67-76	.882
2001	Vickie Johnson	53-70	.757
2002	Tamika Whitmore	110-150	.733
2003	Vickie Johnson	79-92	.859
2004	Vickie Johnson	62-70	.886
2005	Becky Hammon	118-131	.901
2006	Becky Hammon	72-75	.960
2007	Janel McCarville	60-72	.833
2008	Shameka Christon	111-134	.828
2009	Shameka Christon	128-148	.865
2010	Cappie Pondexter	157-176	.892
2011	Cappie Pondexter	109-134	.813

2012	Cappie Pondexter	144-166	.867
2013	Cappie Pondexter	127-156	.814
2014	Plenette Pierson	79-92	.859
2015	Tina Charles	93-130	.715

TOTAL REBOUNDS

1997	Rebecca Lobo	203
1998	Rebecca Lobo	207
1999	Sue Wicks	223
2000	Tari Phillips	247
2001	Tari Phillips	257
2002	Tari Phillips	223
2003	Tari Phillips	280
2004	Elena Baranova	246
2005	Elena Baranova	227
2006	Barbara Farris	178
2007	Cathrine Kraayeveld	154
2008	Cathrine Kraayeveld	209
2009	Janel McCarville	175
2010	Janel McCarville	200
2011	Kia Vaughn	227
2012	Cappie Pondexter	154
	Kia Vaughn	154
2013	Kara Braxton	226
2014	Tina Charles	320
2015	Tina Charles	288

TOTAL ASSISTS

1997	Teresa Weatherspoon	172
1998	Teresa Weatherspoon	191
1999	Teresa Weatherspoon	205
2000	Teresa Weatherspoon	205
2001	Teresa Weatherspoon	203
2002	Teresa Weatherspoon	181
2003	Teresa Weatherspoon	149
2004	Becky Hammon	150
2005	Becky Hammon	146
2006	Loree Moore	122
2007	Loree Moore	163
2008	Loree Moore	132
2009	Loree Moore	133
2010	Cappie Pondexter	165
2011	Cappie Pondexter	160
2012	Cappie Pondexter	146
2013	Cappie Pondexter	119
2014	Cappie Pondexter	132
2015	Tanisha Wright	119

TOTAL STEALS

1997	Teresa Weatherspoon	85
1998	Teresa Weatherspoon	100
1999	Teresa Weatherspoon	78
2000	Teresa Weatherspoon	65
2001	Teresa Weatherspoon	55
2002	Tari Phillips	58
2003	Tari Phillips	56
2004	Becky Hammon	58
2005	Becky Hammon	60

2006	Loree Moore	61
2007	Loree Moore	75
2008	Janel McCarville	45
2009	Loree Moore	66
2010	Leilani Mitchell	55
2011	Nicole Powell	45
2012	Nicole Powell	45
2013	Cappie Pondexter	31
2014	Tina Charles	44
	Anna Cruz	44
2015	Epiphanny Prince	47

TOTAL BLOCKS

1997	Rebecca Lobo	51
1998	Rebecca Lobo	33
1999	Sue Wicks	43
2000	Sue Wicks	39
2001	Sue Wicks	30
2002	Tamika Whitmore	43
2003	Elena Baranova	43
2004	Elena Baranova	58
2005	Elena Baranova	46
2006	Shameka Christon	42
2007	Jessica Davenport	29
2008	Catherine Kraayeveld	26
	Janel McCarville	26
2009	Janel McCarville	44
2010	Taj McWilliams-Franklin	30
2011	Plenette Pierson	30
2012	Essence Carson	25
	Kia Vaughn	25
2013	Plenette Pierson	20
2014	Tina Charles	30
2015	Kiah Stokes	67

TOTAL PERSONAL FOULS

1997	Rebecca Lobo	73
1998	Rebecca Lobo	98
1999	Sue Wicks	123
2000	Tari Phillips	110
2001	Tari Phillips	257
2002	Tari Phillips	113
2003	Tari Phillips	118
2004	Elena Baranova	88
2005	Shameka Christon	100
2006	Shameka Christon	105
	Barbara Farris	105
2007	Shameka Christon	99
2008	Cathrine Kraayeveld	95
2009	Shameka Christon	102
2010	Taj McWilliams-Franklin	101
2011	Kia Vaughn	97
2012	Kia Vaughn	76
2013	Kara Braxton	100
2014	Alex Montgomery	87
2015	Carolyn Swords	95



MINUTES

1997	Rebecca Lobo	939
1998	Teresa Weatherspoon	1,002
1999	Teresa Weatherspoon	1,086
2000	Teresa Weatherspoon	1,078
2001	Tari Phillips	1,047
2002	Crystal Robinson	1,068
2003	Crystal Robinson	1,078
2004	Becky Hammon	1,130
2005	Becky Hammon	1,180
2006	Shameka Christon	985
2007	Loree Moore	1,163
2008	Shameka Christon	947
2009	Shameka Christon	1,014
2010	Cappie Pondexter	1,167
2011	Cappie Pondexter	1,151
2012	Cappie Pondexter	1,162
2013	Cappie Pondexter	1,026
2014	Tina Charles	1,118
2015	Tina Charles	1,053

MINUTES AVERAGE

1997	Rebecca Lobo	33.5
1998	Teresa Weatherspoon	33.4
1999	Teresa Weatherspoon	33.9
2000	Teresa Weatherspoon	33.7
2001	Tari Phillips	32.8
2002	Crystal Robinson	33.4
2003	Crystal Robinson	32.7
2004	Becky Hammon	33.2
2005	Becky Hammon	34.7
2006	Becky Hammon	30.8
2007	Loree Moore	34.2
2008	Shameka Christon	30.5
2009	Shameka Christon	31.7
2010	Cappie Pondexter	34.3
2011	Cappie Pondexter	33.9
2012	Cappie Pondexter	34.2
2013	Cappie Pondexter	34.0
2014	Tina Charles	32.9
2015	Tina Charles	31.0

TOTAL POINTS

1. Shameka Christon	2006-2009 (4)
Cappie Pondexter	2010-2013 (4)
3. Tari Phillips	2000-2002 (3)
4. Tina Charles	2014-2015 (2)
Sophia Witherspoon	1997-1998 (2)
Becky Hammon	2004-2005 (2)

SCORING AVERAGE

1. Becky Hammon	2003-2006 (4)
Cappie Pondexter	2010-2013 (4)
3. Tari Phillips	2000-2002 (3)
Shameka Christon	2007-2009 (3)
5. Tina Charles	2014-2015 (2)
Sophia Witherspoon	1997-1998 (2)

FIELD GOALS MADE

1. Cappie Pondexter	2010-2013 (4)
2. Tari Phillips	2000-2002 (3)
3. Tina Charles	2014-2015 (2)
Vickie Johnson	1998-1999 (2)
Janel McCarville	2007-2008 (2)

FIELD GOALS ATTEMPTED

1. Cappie Pondexter	2010-2014 (5)
2. Tari Phillips	2000-2003 (4)
Shameka Christon	2006-2009 (4)
4. Tina Charles	2014-2015 (2)
Becky Hammon	2004-2005 (2)

FIELD GOAL %

1. Janel McCarville	2007-2009 (3)
2. Tari Phillips	2001-2002 (2)
Kara Braxton	2012-2013 (2)

3-PT FIELD GOALS MADE

1. Crystal Robinson	2001-2003 (3)
2. Cappie Pondexter	2011-2013 (3)
3. Sophia Witherspoon	1997-1998 (2)
Becky Hammon	2004-2005 (2)
Shameka Christon	2008-2009 (2)

3-PT FIELD GOALS ATTEMPTED

1. Crystal Robinson	2001-2003 (3)
2. Cappie Pondexter	2011-2013 (3)
3. Sugar Rodgers	2014-2015 (2)
Sophia Witherspoon	1997-1998 (2)
Becky Hammon	2004-2005 (2)
Shameka Christon	2008-2009 (2)

3-PT FIELD GOAL %

1. Leilani Mitchell	2010-2013 (4)
2. Becky Hammon	2003-2004 (2)

FREE THROWS MADE

1. Shameka Christon	2006-2009 (4)
Cappie Pondexter	2010-2013 (4)

3. Tina Charles	2014-2015 (2)
Sophia Witherspoon	1997-1998 (2)
Tari Phillips	2000-2001 (2)
Becky Hammon	2004-2005 (2)

FREE THROWS ATTEMPTED

1. Shameka Christon	2006-2009 (4)
Cappie Pondexter	2010-2013 (4)
3. Tina Charles	2014-2015 (2)
Tari Phillips	2000-2001 (2)
Becky Hammon	2004-2005 (2)

FREE THROW %: (MIN 25 MADE)

1. Vickie Johnson	1999-2001 (3)
Cappie Pondexter	2010-2013 (4)
3. Sophia Witherspoon	1997-1998 (2)
Becky Hammon	2005-2006 (2)

TOTAL REBOUNDS

1. Tari Phillips	2000-2003 (4)
2. Tina Charles	2014-2015 (2)
Rebecca Lobo	1997-1998 (2)
Elena Baranova	2004-2005 (2)
Cathrine Kraayeveld	2007-2008 (2)
Janel McCarville	2009-2010 (2)
Kia Vaughn	2011-2012 (2)

TOTAL ASSISTS

1. Teresa Weatherspoon	1997-2003 (7)
2. Cappie Pondexter	2010-2014 (5)
3. Loree Moore	2006-2009 (4)
4. Becky Hammon	2004-2005 (2)

TOTAL STEALS

1. Teresa Weatherspoon	1997-2005 (5)
2. Tari Phillips	2002-2003 (2)
Becky Hammon	2004-2005 (2)
Loree Moore	2006-2007 (2)
Nicole Powell	2011-2012 (2)

TOTAL BLOCKS

1. Sue Wicks	1999-2001 (3)
Elena Baranova	2003-2005 (3)
3. Rebecca Lobo	1997-1998 (2)
Janel McCarville	2008-2009 (2)

TOTAL PERSONAL FOULS

1. Tari Phillips	2000-2003 (4)
2. Rebecca Lobo	1997-1998 (2)
Shameka Christon	2005-2007 (2)
Kia Vaughn	2011-2012 (2)

MINUTES

1. Cappie Pondexter	2010-2013 (4)
2. Teresa Weatherspoon	1998-2000 (3)
3. Tina Charles	2014-2015 (2)

Crystal Robinson	2002-2003 (2)
Becky Hammon	2004-2005 (2)
Shameka Christon	2008-2009 (2)

MINUTES AVERAGE

1. Cappie Pondexter	2010-2013 (4)
2. Becky Hammon	2004-2006 (3)
Teresa Weatherspoon	1998-2000 (3)
4. Tina Charles	2014-2015 (2)
Crystal Robinson	2002-2003 (2)
Shameka Christon	2008-2009 (2)

POINTS

40	Cappie Pondexter	vs. Indiana (OT)	07/18/10
34	Cappie Pondexter	at Los Angeles	07/04/13
33	Becky Hammon	at Minnesota	06/06/03
	Janel McCarville	at Houston (OT)	09/02/08
	Cappie Pondexter	at Indiana	07/10/12
	Cappie Pondexter	at Atlanta	08/11/13
32	Shameka Christon	vs. Atlanta	07/19/09
	Tina Charles	vs. Minnesota	07/06/14
31	Catherine Kraayeveld	vs. Houston	07/20/07
	Janel McCarville	vs. Indiana	06/26/08
	Tina Charles	at Los Angeles	07/23/14
	Tina Charles	at Connecticut	08/14/15
30	Tari Phillips	vs. Indiana	06/30/00
	Cappie Pondexter	vs. Chicago	07/11/10
	Cappie Pondexter	at Minnesota	06/21/12
	Cappie Pondexter	at Washington	09/16/12
	Tina Charles	at Seattle	07/21/15
	Epiphany Prince	at Chicago	08/07/15
29	Cappie Pondexter	at Chicago	06/18/14
	Tina Charles	vs. Seattle	08/02/15
28	Tamika Whitmore	vs. Phoenix	07/08/02
	Becky Hammon	vs. Cleveland	06/10/03
	Becky Hammon	vs. Indiana	09/16/04
	Erin Thorn	vs. Chicago	05/20/07
	Shameka Christon	at Los Angeles	07/01/08
	Janel McCarville	vs. Washington	07/30/09
	Essence Carson	at Detroit	09/10/09
	Tina Charles	vs. Tulsa	07/01/14
27	Sophia Witherspoon	at Los Angeles	08/20/97
	Vickie Johnson	vs. Cleveland	06/23/98
	Crystal Robinson	at Phoenix	08/06/99
	Tari Phillips	vs. Charlotte	06/12/01
	Vickie Johnson	vs. Charlotte	07/18/03
	Elena Baranova	vs. Los Angeles	09/29/04
	Shameka Christon	at San Antonio	07/08/08
26	Sophia Witherspoon	vs. Sacramento	07/30/97
	Sophia Witherspoon	at Detroit	08/19/98
	Vickie Johnson	vs. Los Angeles	06/18/99
	Tari Phillips	at Minnesota	07/07/00
	Cappie Pondexter	at Atlanta	07/25/10
	Cappie Pondexter	at Indiana	07/10/12
	Tina Charles	at Phoenix	08/12/14
	Tina Charles	at Chicago	06/30/15

REBOUNDS

18	Elena Baranova	at Connecticut	08/20/05
16	Sue Wicks	at Washington	08/11/99
	Tari Phillips	at Houston	07/26/03
15	Kara Braxton	at Tulsa	09/01/13
	Plenete Pierson	vs. Phoenix	09/10/13
	Tina Charles	vs. Atlanta	07/16/14
	Tina Charles	at Los Angeles	07/23/14
14	Five Different Players (11 Times)		
	Most recent – Tina Charles	at Minnesota	09/06/15
13	Eight Different Players (17 times)		
	Most recent - Tina Charles	vs. Connecticut	09/09/15

12	12 Different Players (34 times)		
	Most recent – Tina Charles	at Chicago	08/07/15
11	11 Different Players (38 times)		
	Most recent – Tina Charles	vs. Minnesota	08/28/15
	Kiah Stokes	vs. Minnesota	08/28/15

ASSISTS

13	Teresa Weatherspoon	at Los Angeles	07/21/98
	Teresa Weatherspoon	at Houston	05/29/00
	Cappie Pondexter	at Atlanta	06/19/12
12	Teresa Weatherspoon	at Los Angeles	08/20/97
	Teresa Weatherspoon	at Los Angeles	07/14/99
	Teresa Weatherspoon	vs. Indiana	06/30/00
	Teresa Weatherspoon	at Sacramento	06/13/02
11	Teresa Weatherspoon	vs. Charlotte	06/27/99
	Teresa Weatherspoon	vs. Orlando	08/01/99
	Teresa Weatherspoon	at Portland	05/29/02
10	Teresa Weatherspoon	vs. Indiana	06/25/02
	Teresa Weatherspoon	vs. Miami	08/02/02
	Becky Hammon	at Charlotte	07/20/04
	Becky Hammon	vs. Los Angeles	07/05/05
	Plenete Pierson	vs. Washington	07/06/13

STEALS

8	Teresa Weatherspoon	vs. Charlotte	07/10/97
7	Teresa Weatherspoon	at Sacramento	07/24/98
	Teresa Weatherspoon	vs. Phoenix	08/11/98
	Leilani Mitchell	vs. Washington	07/15/10
6	Five Different Players (Nine times)		
	Most recent - Epiphany Prince	at Connecticut	08/14/15

BLOCKED SHOTS

8	Kiah Stokes	vs. Connecticut	07/16/15
6	Shameka Christon	at Phoenix	07/16/06
5	Rebecca Lobo	at Utah	08/19/97
	Sue Wicks	vs. Sacramento	07/05/99
	Tamika Whitmore	vs. Washington	08/08/02
	Elena Baranova	vs. Detroit	05/26/04
	Carolyn Swords	at Atlanta	06/21/15
	Kiah Stokes	at Washington	07/09/15
4	11 Different Players (17 times)		
	Most recent - Kiah Stokes	vs. Atlanta	09/01/15

THREE-POINT FIELD GOALS

7	Crystal Robinson	at Los Angeles (OT)	7/24/99
	Erin Thorn	vs. Chicago	5/20/07
	Nicole Powell	vs. Phoenix	8/14/10

POINTS

36	Diana Taurasi	vs. Phoenix	07/09/06
35	Tina Thompson	vs. Houston	05/23/09
34	Deanna Nolan	at Detroit	06/03/05
	Deanna Nolan	at Detroit (OT)	09/10/09
	Tina Thompson	at Houston (OT)	09/02/08
	Diana Taurasi	vs. Phoenix	07/26/09
	DeWanna Bonner	at Phoenix	08/23/12
33	Lauren Jackson	at Seattle	07/03/08
	Angel McCoughtry	vs. Atlanta	06/22/14
32	Tamika Catchings	at Indiana	06/08/02
	Tamika Catchings	vs. Indiana	08/22/03
	Seimone Augustus	vs. Minnesota	07/30/06
	Angel McCoughtry	at Atlanta	07/12/15
31	Chamique Holdsclaw	at Washington	06/10/01
	Tamika Catchings	at Indiana	07/10/03
	Nykesha Sales	at Connecticut	08/12/03
	Penny Taylor	at Phoenix	08/09/07
30	Chasity Melvin	at Cleveland	06/21/02
	Chasity Melvin	at Washington	08/23/05
	Tamika Catchings	vs. Indiana	06/13/06
	Becky Hammon	vs. San Antonio	09/09/08
	Epiphanny Prince	vs. Chicago	09/17/12
	Angel McCoughtry	at Atlanta	08/11/13
	Maya Moore	at Minnesota	05/24/14
	Epiphanny Prince	vs. Chicago	06/18/14
	Epiphanny Prince	vs. Chicago	06/27/14
	Kayla McBride	at San Antonio	07/09/14
	Kristi Toliver	vs. Los Angeles	06/28/15
29	A. Stinson	at Charlotte	07/09/97
	Yolanda Griffith	at Sacramento	07/22/99
	Nykesha Sales	at Orlando	06/23/02
	Diana Taurasi	at Phoenix	07/16/06
	Seimone Augustus	at Minnesota	06/24/06
	Alana Beard	vs. Washington	08/13/06
	Tamika Catchings	at Indiana	08/10/14

REBOUNDS

21	Lisa Leslie	at Los Angeles	06/19/98
19	Yolanda Griffith	at Sacramento	07/22/99
	Sylvia Fowles	vs. Chicago	07/11/10
18	Rhonda Mapp	vs. Charlotte	07/26/99
	Cheryl Ford	vs. Detroit	05/22/05
	Cheryl Ford	at Detroit	07/06/07
	Cheryl Ford	at Detroit	07/18/07
	Rebekkah Brunson	at Minneapolis	08/08/10
17	Chiney Ogwumike	vs. Connecticut	06/29/14
16	Margo Dydek	at Utah	06/11/02
	Yolanda Griffith	vs. Sacramento	06/17/03
	Sylvia Fowles	at Chicago	07/23/10
	Tina Charles	vs. Connecticut	06/27/10
	Courtney Paris	vs. Tulsa	06/10/14
	Nneka Ogwumike	vs. Los Angeles	06/28/15
15	Wendy Palmer	at Detroit	06/09/02
	Lisa Leslie	vs. Los Angeles	06/03/06
	Tammy Sutton-Brown	vs. Indiana	06/26/08

	Tina Charles	vs. Connecticut	06/04/10
	Candace Parker	vs. Los Angeles	09/09/12
	Crystal Langhorne	vs Seattle	05/27/14

ASSISTS

14	Jennifer Rizzotti	at Cleveland	06/21/02
13	Nikki Teasley	vs. Los Angeles	06/14/03
11	Temeka Johnson	at Washington	06/01/05
11	Temeka Johnson	at Seattle	7/24/14
10	10 Different Players (13 times)		
	Most recent - Courtney Vandersloot	at Chicago	06/30/15

STEALS

7	Wendy Palmer	at Utah	07/05/97
	Kim Perrot	at Houston	06/13/98
	Rita Williams	vs. Indiana	06/30/00
	Helen Darling	at Charlotte	08/12/05
	Angel McCoughtry	at Atlanta	08/01/09
	Angel McCoughtry	vs. Atlanta	06/05/12
6	Ruthie Bolton	vs. Sacramento	08/15/97
	Shannon Johnson	vs. Orlando	08/01/99
	Merlakia Jones	at Cleveland	08/21/99
	Monique Currie	at Washington	06/12/10
	Angel McCoughtry	at Atlanta	05/25/12
	Angel McCoughtry	at Atlanta	06/07/13
	Daniel Adams	at San Antonio	07/25/13
	Epiphanny Prince	at Chicago	06/18/14
	Sancho Lyttle	at Atlanta	08/03/14
	Sancho Lyttle	at Atlanta	06/21/15

BLOCKED SHOTS

7	Lisa Leslie	at Los Angeles	05/25/02
	Brittney Griner	at Phoenix	07/18/15
6	Yolanda Griffith	at Sacramento	07/22/99
	Lisa Leslie	vs. Los Angeles	06/03/06
	Brittney Griner	at Phoenix	07/06/14
5	Elena Baranova	vs. Utah	07/22/97
	Vicky Bullett	at Charlotte	06/12/99
	Lisa Leslie	vs. Los Angeles	06/25/00
	Lisa Leslie	vs. Los Angeles	06/22/04
	Vanessa Hayden	vs. Minnesota	07/15/05
	Lindsay Wisdom-Hylton	at Washington	09/16/12

OFFENSIVE STATISTICS

YEAR	GAMES	FGM-A	FG%	3FGMA	FG%	FTM-A	FT%	OR	DR	TR	AVG	AST	PF-DQ	STL	TO	BLK	PTS	AVG
1997	2	46-110	.418	2-12	.167	16-27	.593	20	57	77	38.5	28	42-0	14	34	10	110	55.0
1999	6	147-339	.434	34-93	.366	57-86	.663	57	115	172	28.7	107	121-1	30	81	19	385	64.2
2000	7	171-390	.438	27-76	.355	81-100	.810	62	134	196	28.0	113	130-2	68	103	25	450	64.3
2001	6	134-323	.415	24-74	.324	50-75	.667	56	116	172	28.7	88	96-1	44	76	21	342	57.0
2002	8	214-443	.483	42-108	.389	107-143	.748	60	154	214	26.8	132	130-0	45	87	14	577	72.1
2004	5	120-291	.412	38-106	.358	37-50	.740	45	84	129	25.8	74	98-1	39	67	20	315	63.0
2005	2	35-94	.372	7-25	.280	24-29	.828	6	39	45	22.5	19	45-1	5	25	4	101	50.5
2007	3	81-196	.413	20-55	.364	34-47	.723	19	85	132	44.0	47	54-0	23	42	8	216	72.0
2008	6	152-363	.419	44-116	.379	48-78	.615	44	142	242	40.3	83	105-0	36	95	21	396	66.0
2010	5	152-336	.452	29-76	.382	64-82	.780	56	102	202	40.4	83	108-2	22	76	15	397	79.4
2011	3	83-187	.444	17-49	.347	38-44	.864	26	71	111	37.0	47	54-0	22	47	16	221	73.7
2012	2	47-142	.331	8-38	.211	20-23	.870	23	49	83	41.5	24	29-0	14	22	4	122	61.0
2015	6	173-402	.430	31-78	.397	70-90	.778	66	138	254	42.3	107	111-1	42	81	21	447	74.5

DEFENSIVE STATISTICS

YEAR	GAMES	FGM-A	FG%	3FGMA	FG%	FTM-A	FT%	OR	DR	TR	AVG	AST	PF-DQ	STL	TO	BLK	PTS	AVG
1997	28	661-1690	.391	106-320	.331	416-564	.738	327	604	931	33.3	397	563-3	278	570	87	1844	65.9
1999	6	128-323	.396	26-79	.329	119-155	.768	58	117	175	29.2	79	91-0	55	64	16	401	66.8
2000	7	157-388	.405	27-95	.284	85-111	.766	75	136	211	30.1	97	112-0	59	107	21	426	60.9
2001	6	116-302	.384	28-72	.389	67-94	.713	52	115	167	27.8	74	100-1	39	83	18	327	54.5
2002	8	207-460	.450	44-122	.361	95-129	.736	80	156	236	29.5	138	155-2	38	98	24	553	69.1
2004	5	116-276	.420	13-39	.333	78-107	.729	54	110	164	32.8	74	64-0	44	70	17	323	64.6
2005	2	34-103	.330	11-24	.458	42-52	.808	21	44	65	32.5	23	34-0	14	15	9	121	60.5
2007	3	81-211	.384	8-41	.195	28-47	.596	37	86	145	48.3	39	54-1	16	42	8	198	66.0
2008	6	145-380	.382	23-95	.242	80-105	.762	53	145	259	43.2	74	99-0	41	71	14	393	65.5
2010	5	139-321	.433	20-60	.333	110-134	.821	52	109	206	41.2	74	97-0	45	56	27	408	81.6
2011	3	77-179	0.430	18-52	.346	46-58	.793	26	65	113	37.7	39	50-0	26	47	10	218	72.7
2012	2	55-131	.420	9-30	.300	21-28	.750	22	61	98	49.0	37	28-0	10	27	6	140	70.0
2015	6	159-367	.433	39-90	.433	74-95	.779	38	137	224	37.3	87	101-1	45	80	25	431	71.8

WNBA SEEDS BY SEASON

	EAST #1	EAST #2	EAST #3	EAST #4	WEST #1	WEST #2	WEST #3	WEST #4
1997: #2 Seed	Houston	New York	--	--	Phoenix	Los Angeles	--	--
1998: No Playoffs	Cleveland	Charlotte	--	--	Houston	Phoenix	--	--
1999: #1 Seed	New York	Detroit	Charlotte	--	Houston	Los Angeles	Sacramento	--
2000: #1 Seed	New York	Cleveland	Orlando	Washington	Los Angeles	Houston	Sacramento	Phoenix
2001: #2 Seed	Cleveland	New York	Miami	Charlotte	Los Angeles	Sacramento	Utah	Houston
2002: #1 Seed	New York	Charlotte	Washington	Indiana	Los Angeles	Houston	Utah	Seattle
2003: No Playoffs	Detroit	Charlotte	Connecticut	Cleveland	Los Angeles	Houston	Sacramento	Minnesota
2004: #2 Seed	Connecticut	New York	Detroit	Washington	Los Angeles	Seattle	Minnesota	Sacramento
2005: #3 Seed	Connecticut	Indiana	New York	Detroit	Sacramento	Seattle	Houston	Los Angeles
2006: No Playoffs	Connecticut	Detroit	Indiana	Washington	Los Angeles	Sacramento	Houston	Seattle
2007: #4 Seed	Detroit	Indiana	Connecticut	New York	Phoenix	San Antonio	Sacramento	Seattle
2008: #3 Seed	Detroit	Connecticut	New York	Indiana	San Antonio	Seattle	Los Angeles	Sacramento
2009: No Playoffs	Indiana	Atlanta	Detroit	Washington	Phoenix	Seattle	Los Angeles	San Antonio
2010: #2 Seed	Washington	New York	Indiana	Atlanta	Seattle	Phoenix	San Antonio	Los Angeles
2011: #4 Seed	Indiana	Connecticut	Atlanta	New York	Minnesota	Seattle	Phoenix	San Antonio
2012: #4 Seed	Connecticut	Indiana	Atlanta	New York	Minnesota	Los Angeles	San Antonio	Seattle
2013: No Playoffs	Chicago	Atlanta	Washington	Indiana	Minnesota	Los Angeles	Phoenix	Seattle
2014: No Playoffs	Atlanta	Indiana	Washington	Chicago	Phoenix	Minnesota	San Antonio	Los Angeles
2015: #1 Seed	New York	Chicago	Indiana	Washington	Minnesota	Phoenix	Tulsa	Los Angeles

PLAYOFF RECORDS WHEN

SINGLE-GAME RECORD

SERIES RECORD

COACHING RECORD

			HEAD COACH	YEARS	APPEARANCES	GAMES	W-L	PCT.
#1 Seed	14-13	6-4	Nancy Darsch	1997-98	1	2	1-1	.500
#2 Seed	6-7	3-3	Richie Adubato	1999-04	4	27	14-13	.519
#3 Seed	3-5	0-2	Patty Coyle	2004-09	4	16	6-10	.375
#4 Seed	2-6	0-3	Anne Donovan	2009-10	1	5	2-3	.400
Higher Seeded Team	18-13	8-3	John Whisenant	2011-12	2	5	1-4	.200
Lower Seeded Team	6-14	2-7	Bill Laimbeer	2013-Pres.	1	6	3-3	.500
Same Seeded Team	1-4	0-2						

PLAYOFF SUMMARY

All-Time Record.....	27-34 (.443)	Most Playoff Wins One Year	4 (2000, 2002)
Home Record.....	19-13	Most Playoff Losses One Year.....	4 (2002)
Road Record	8-21	Most Consecutive Series Won Overall	2 (2000, 2002)
Conference Semifinals.....	16-14	Most Consecutive Series Won One Season	2 (2000, 2002)
Conference Finals	10-13	Most Consecutive Games One Overall.....	3 (8/29/99-9/2/99; 9/20/15-9/23/15)
WNBA Finals	1-7	Most Consecutive Games One One Season	3 (8/29/99-9/2/99; 9/20/15-9/23/15)
In Elimination Games	16-13	Most Consecutive Series Lost.....	3 (2004-2007)
Home Record.....	13-3	Most Consecutive Games Lost Overall.....	4 (10/1/04-9/1/05; 9/19/11-9/18/15)
Road Record	3-10		
All-Time Series Records	11-13		
Conference Semifinals.....	7-4		
Conference Finals	4-5		
WNBA Finals	0-4		

Date	Site	W-L, Score	High Scorer		High Rebounder	
			Liberty	Opponents	Liberty	Opponents
1997 Semifinal vs. Phoenix, Won 1-0						
Aug. 28	@ Phoenix	W, 59-41	Lobo-16	Gillom-9	Hampton-14	Gillom-7
1997 WNBA Finals vs. Houston, Eliminated 0-1						
Aug. 30	@ Houston	L, 52-65	Hampton-13	Cooper-25	Hampton-13	Jackson-11
1999 Eastern Conference Semifinals vs. Charlotte, Won 2-1						
Aug. 27	@ Charlotte	L, 67-78	Robinson-17	Mapp-16 Staley-16 Stinson-16	Wicks-6 Robinson-6	Bullett-11
Aug. 29	@ New York	W, 74-70	Weatherspoon-19	Stinson-22	Hampton-10	Stinson-6
Aug. 30	@ New York	W, 69-54	Robinson-18	Stinson-24	Hampton-11	Mapp-6
1999 WNBA Finals vs. Houston, Eliminated, 2-1						
Sept. 2	@ New York	L, 60-73	Witherspoon-18	Cooper-29	Hampton-11	Jackson-8
Sept. 4	@ Houston	W, 68-67	Robinson-21	Thompson-15	Hampton-9	Swoopes-5
Sept. 5	@ Houston	L, 47-59	Wicks-11	Cooper-24	Wicks-9	Jackson-11
2000 Eastern Conference Semifinals vs. Washington, Won 2-0						
Aug. 12	@ Washington	W, 72-63	Johnson-20 Phillips-20	Bullett-22	Phillips-7	Holdsclaw-8 Bullett-8
Aug. 14	@ New York	W, 78-57	Hammon-19	Holdsclaw-12 Aldridge-12	Phillips-10	Aldridge-4
2000 Eastern Conference Finals vs. Cleveland, Won 2-1						
Aug. 17	@ Cleveland	L, 43-56	Phillips-11	Brown-18	Phillips-6	Melvin-9
Aug. 20	@ New York	W, 51-45	Hammon-13	Jones-18	Phillips-6	Jones-12
Aug. 21	@ New York	W, 81-67	Whitmore-19	Jones-13 Serio-13	Wicks-7	Melvin-9
2000 WNBA Finals vs. Houston, Eliminated 0-2						
Aug. 24	@ New York	L, 52-59	Phillips-24	Cooper-20	Phillips-15	Thompson-8
Aug. 26	@ Houston	L, 73-79	Phillips-20	Swoopes-31	Phillips-7	Swoopes-8 Thompson-8
2001 Eastern Conference Semifinals vs. Miami, Won 2-1						
Aug. 17	@ Miami	W, 62-46	Johnson-18	Riley-12	Phillips-13	Sam-5 Baranova-5
Aug. 19	@ New York	L, 50-53	Robinson-13	Sam-17	Phillips-15	Black-8
Aug. 21	@ New York	W, 72-61	Johnson-22	Baranova-18 Brondello-18	Johnson-7	Riley-9
2001 Eastern Conference Finals vs. Charlotte, Eliminated 1-2						
Aug. 24	@ Charlotte	W, 61-57	Phillips-14	Staley-14	Phillips-6	Stinson-7
Aug. 26	@ New York	L, 53-62	Johnson-16	Staley-18 Stinson-18	Phillips-7	Smith-9
Aug. 27	@ New York	L, 44-48	Johnson-13	Staley-17	Robinson-6	Stinson-8
2002 Eastern Conference Semifinals vs. Indiana, Won 2-1						
Aug. 16	@ Indiana	L, 55-73	Whitmore-18	Catchings-29	Hammon-5	Scott-Richardson-14
Aug. 18	@ New York	W, 84-65	Whitmore-24	Catchings-20	Whitmore-6	Catchings-14
Aug. 20	@ New York	W, 75-60	Johnson-19	McCray-14	Johnson-7	Scott-Richardson-9

Date	Site	W-L, Score	High Scorer		High Rebounder	
			Liberty	Opponents	Liberty	Opponents
2002 Eastern Conference Finals vs. Washington, Won 2-1						
Aug. 22	@ Washington	L, 74-79	Phillips-21	Holdsclaw-20	Four Players-5	Holdsclaw-9
Aug. 24	@ New York	W, 96-79	Whitmore-23 Phillips-23	Luz-16	Phillips-6	Page-5
Aug. 25	@ New York	W, 64-57	Johnson-19	Holdsclaw-19	Phillips-11	Holdsclaw-8
2002 WNBA Finals vs. Los Angeles, Eliminated 0-2						
Aug. 29	@ New York	L, 63-71	Hammon-18	Mabika-20	Weatherspoon-7	Byears-11
Aug. 31	@ Los Angeles	L, 66-69	Whitmore-17	Leslie/Johnson-17	Phillips-8	Byears-11
2004 Eastern Conference Semifinals vs. Detroit, Won 2-1						
Sept. 24	@ Detroit	W, 75-62	Baranova- 17	Nolan-20	Johnson-7	Ford-14
Sept. 26	@ New York	L, 66-76	Frett-20	Ford-21	Baranova-7	
Sept. 28	@ New York	W, 66-64	Hammon-20	Nolan-16	Baranova-6	Ford-9 Farris-9
2004 Eastern Conference Finals vs. Connecticut, Eliminated 0-2						
Oct. 1	@ New York	L, 51-61	Robinson-17	Sales-15	Baranova-11	McWilliams-Frankin-10 Palmer - 10
Oct. 3	@ Connecticut	L, 57-60	Johnson-19	McWilliams-Franklin-18	Baranova-6	McWilliams-Franklin-9
2005 Eastern Conference Semifinals vs. Indiana, Eliminated 0-2						
Aug. 30	@ New York	L, 51-63	Johnson-17	Catchings-19	Baranova-7	Catchings-12
Sept. 1	@ Indiana	L, 50-58	Hammon-14	Catchings-19	Hammon-5	Catchings-12
2007 Eastern Conference Semifinals vs. Detroit, Eliminated 1-2						
Aug. 24	@ New York	W, 73-51	Christon- 16	Nolan- 16	Christon- 15	Pierson- 8
Aug. 26	@ Detroit	L, 73-76	Christon - 19 McCarville- 19	Nolan- 16	Moore- 8 Kraayeveld-8	Pierson- 12
Aug. 28	@ Detroit	L, 70-71 OT	Kraayeveld- 16	Nolan- 22	Jackson- 10	Ford- 10
2008 Eastern Conference Semifinals vs. Connecticut, Won 2-1						
Sept. 18	@ New York	W, 63-72	Christon- 19	Whitmore- 16	Kraayeveld -10	Jones- 6 Whitmore- 6
Sept. 20	@ Connecticut	L, 70-73	Moore- 16	Jones- 16	Larkins- 5 McCarville- 5 Kraayeveld- 5	Whitmore- 6
Sept. 22	@ Connecticut	W, 66-62	Carson- 15	Whalen- 19	McCarville- 7	Jones- 11
2008 Eastern Conference Finals vs. Detroit, Eliminated 1-2						
Sept. 26	@ New York	W, 56-60	McCarville- 17	Nolan- 22	Christon- 11	McWilliams-Franklin - 7 Hornbuckle- 7
Sept. 28	@ Detroit	L, 55-64	Christon- 16	Nolan- 22	Kraayeveld- 9	McWilliams-Franklin- 11
Sept. 29	@ Detroit	L, 73-75	McCarville- 21	Nolan- 21	Kraayeveld- 8	McWilliams-Franklin- 8
2010 Eastern Conference Semifinals vs. Indiana, Won 2-1						
Aug. 26	@ New York	W, 85-73	Pondexter - 28	Catchings - 18	McWilliams-Franklin - 10	Davenport - 8
Aug. 29	@ Indiana	L, 67-75	Pondexter - 24	Catchings - 17	McCarville - 11	Catchings - 13
Sept. 1	@ New York	W, 77-74	Pondexter - 30	Douglas - 24	McWilliams-Franklin - 11	Cathcings - 6
2010 Eastern Conference Finals vs. Atlanta, Eliminated 0-2						
Sept. 5	@ New York	L, 75-81	Pondexter - 24	McCoughtry - 21	McWilliams-Franklin- 11	Lytte- 13
Sept. 7	@ Atlanta	L, 93-105	Pondexter- 36	McCoughtry- 42	McWilliams-Franklin- 6	De Souza - 6

Date	Site	W-L, Score	High Scorer		High Rebounder	
			Liberty	Opponents	Liberty	Opponents
2011 Eastern Conference Semifinals vs. Indiana, Eliminated 2-1						
Sept. 15	@ Indiana	L, 74-72	Pondexter - 18	Douglas - 25	Powell - 8	Sutton-Brown-7
Sept. 17	@ New York	W, 87-72	Powell - 19	Douglas - 20	Powell - 5 Pondexter - 5 Vaughn - 5	Catchings - 9
Sept. 19	@ Indiana	L, 72-62	Powell - 19	Douglas - 21	Vaughn - 7	Catchings - 8
2012 Eastern Conference Semifinals vs. Connecticut, Eliminated 0-2						
Sept. 27	@ Connecticut	L, 60-65	Pondexter- 14	Charles- 17	Pierson - 9	Jones-9
Sept. 29	@ New York	L, 62-75	Pondexter- 20	Charles- 25	Vaughn - 9	Charles - 14
2015 Eastern Conference Semifinals vs. Washington, Won 2-1						
Sept. 18	@ New York	L, 83-86 (2OT)	Prince - 26	Latta - 15	Swords - 9 Stokes - 9	Meesseman - 10
Sept. 20	@ Washington	W, 86-68	Charles - 22	Hill - 19	Stokes - 7	Meesseman - 5
Sept. 22	@ New York	W, 79-74	Charles - 22	Latta - 18	Stokes - 13	Vaughn - 9
2015 Eastern Conference Finals vs. Indiana, Eliminated 1-2						
Sept. 23	@ New York	W, 84-67	Stokes - 21	Johnson - 12	Charles - 7	Zellous - 5
Sept. 27	@ Indiana	L, 64-70	Charles - 25	Catchings - 25	Stokes - 11	Catchings - 7
Sept. 29	@ New York	L, 51-66	Wiggins - 15	Coleman - 15	Charles - 10	Larkins - 8
All-Time Playoff Record						
Home: 19-13	Road: 8-21	Total: 27-34				

1997

Overall Record: 17-11 **Conference Finish:** 2nd
 Semifinal vs. Phoenix: Won 1-0
 08/28 @ Phoenix W, 59-41
 WNBA Finals (Eliminated 0-1)
 08/30 @ Houston L, 52-65

1999

Overall Record: 18-14 **Conference Finish:** 1st
 First Round vs. Charlotte: Won 2-1
 08/27 @ Charlotte L, 67-78
 08/29 New York W, 74-70
 08/30 New York W, 69-54
 WNBA Finals vs. Houston: Eliminated 1-2
 09/02 New York W, 73-60
 09/04 @ Houston L, 67-68
 09/05 @ Houston L, 47-59

2000

Overall Record: 20-12 **Conference Finish:** 1st
 First Round vs. Washington: Won 2-0
 08/12 @ Washington W, 72-63
 08/14 New York W, 57-78
 Conference Finals vs. Cleveland: Won 2-1
 08/17 @ Cleveland L, 43-56
 08/20 New York W, 51-45
 08/21 New York W, 81-67
 WNBA Finals vs. Houston: Eliminated 0-2
 08/24 New York L, 52-59
 08/26 @ Houston L, 73-79

2001

Overall Record: 21-11 **Conference Finish:** 2nd
 First Round vs. Miami: Won 2-1
 08/17 @ Miami W, 62-46
 08/19 New York L, 50-53
 08/21 New York W, 72-61
 Conference Finals vs. Charlotte: Eliminated 1-2
 08/24 @ Charlotte W, 61-57
 08/26 New York L, 62-53
 08/27 New York L, 48-44

2002

Overall Record: 18-14 **Conference Finish:** 1st
 First Round vs. Indiana: Won 2-1
 08/16 @ Indiana L, 55-73
 08/18 New York W, 84-65
 08/20 New York W, 75-60
 Conference Finals vs. Washington: Won 2-1
 08/22 @ Washington L, 74-79
 08/24 New York W, 96-79
 08/25 New York W, 64-57
 WNBA Finals vs. Los Angeles: Eliminated 0-2
 08/29 New York L, 71-63
 08/31 @ Los Angeles L, 69-66

2004

Overall Record: 18-16 **Conference Finish:** 2nd
 First Round vs. Detroit Shock: Won 2-1
 09/24 @ Detroit W, 75-62
 09/26 New York L, 66-76
 09/28 New York W, 66-64
 Conference Finals vs. Connecticut: Eliminated 0-2
 10/01 New York L, 51-61
 10/03 @ Connecticut L, 57-60

2005

Overall Record: 18-16 **Conference Finish:** 3rd
 First Round vs. Indiana: Eliminated 0-2
 08/30 New York L, 51-63
 09/01 @ Indiana L, 50-58

2007

Overall Record: 16-18 **Conference Finish:** 4th
 First Round vs. Detroit: Eliminated 1-2
 08/24 New York W, 73-51
 08/26 @ Detroit L, 73-76
 08/28 @ Detroit L, 70-71, OT

2008

Overall Record: 19-15 **Conference Finish:** 3rd
 First Round vs. Connecticut: Won 2-1
 09/18 New York W, 72-63
 09/20 @ Connecticut L, 70-73
 09/22 @ Connecticut W, 66-62
 Conference Finals vs. Detroit: Eliminated 1-2
 09/26 New York W, 60-56
 09/28 @ Detroit L, 55-64
 09/29 @ Detroit L, 75-73

2010

Overall Record: 22-12 **Conference Finish:** 2nd
 First Round vs. Indiana: Won 2-1
 08/26 New York W, 85-73
 08/29 @Indiana L, 75-67
 09/01 New York W, 77-74
 Conference Finals vs. Atlanta: Eliminated 0-2
 09/05 New York L, 81-75
 09/07 @Atlanta L, 105-93

2011

Overall Record: 19-15 **Conference Finish:** 4th
 First Round vs. Indiana Fever: Eliminated 1-2
 09/15 @Indiana L, 74-72
 09/17 New York W, 87-72
 09/19 @Indiana L, 72-62

2012

Overall Record: 15-19 **Conference Finish:** 4th
 First Round vs. Connecticut: Eliminated 0-2
 09/27 @Connecticut L, 65-60
 09/29 New York L, 75-62

2015

Overall Record: 23-11 **Conference Finish:** 1st
 First Round vs. Washington: Won 2-1
 09/18 New York L, 83-86 (2OT)
 09/20 @ Washington W, 86-68
 09/22 New York W, 79-74
 Conference Finals vs. Indiana: Eliminated 1-2
 09/23 New York W, 84-67
 09/27 @ Indiana L, 64-70
 09/29 New York L, 51-66

Atlanta Dream: 0-2**2010***Conference Finals: Eliminated 0-2*

09/05	New York	L, 81-75
09/07	@Atlanta	L, 105-93

Charlotte Sting: 3-3**1999***First Round: Won 2-1*

08/27	@ Charlotte	L, 67-78
08/29	New York	W, 74-70
08/30	New York	W, 69-54

2001*Conference Finals: Eliminated 1-2*

08/24	@ Charlotte	W, 61-57
08/26	New York	L, 62-53
08/27	New York	L, 48-44

Cleveland Rockers: 2-1**2000***Conference Finals: Won 2-1*

08/17	@ Cleveland	L, 43-56
08/20	New York	W, 51-45
08/21	New York	W, 81-67

Connecticut Sun: 2-5**2004***Conference Finals: Eliminated 0-2*

10/01	New York	L, 51-61
10/03	@ Connecticut	L, 57-60

2008*First Round: Won 2-1*

09/18	New York	W, 72-63
09/20	@ Connecticut	L, 70-73
09/22	@ Connecticut	W, 66-62

2012*First Round: Eliminated 0-2*

09/27	@Connecticut	L, 65-60
09/29	New York	L, 75-62

Detroit Shock: 4-5**2004***First Round: Won 2-1*

09/24	@ Detroit	W, 75-62
09/26	New York	L, 66-76
09/28	New York	W, 66-64

2007*First Round vs. Detroit: Eliminated 1-2*

08/24	New York	W, 73-51
08/26	@ Detroit	L, 73-76
08/28	@ Detroit	L, 70-71, OT

2008*Conference Finals: Eliminated 1-2*

09/26	New York	W, 60-56
09/28	@ Detroit	L, 55-64
09/29	@ Detroit	L, 75-73

Houston Comets: 1-5**1997***WNBA Finals: Eliminated 0-1*

08/30	@ Houston	L, 52-65
1999		

WNBA Finals: Eliminated 1-2

09/02	New York	W, 73-60
09/04	@ Houston	L, 67-68
09/05	@ Houston	L, 47-59

2000*WNBA Finals: Eliminated 0-2*

08/24	New York	L, 52-59
08/26	@ Houston	L, 73-79

Indiana Fever: 6-8**2002***First Round: Won 2-1*

08/16	@ Indiana	L, 55-73
08/18	New York	W, 84-65
08/20	New York	W, 75-60

2005*First Round: Eliminated 0-2*

08/30	New York	L, 51-63
09/01	@ Indiana	L, 50-58

2010*First Round: Won 2-1*

08/26	New York	W, 85-73
08/29	@Indiana	L, 75-67
09/01	New York	W, 77-74

2011*First Round: Eliminated 1-2*

09/15	@Indiana	L, 74-72
09/17	New York	W, 87-72
09/19	@Indiana	L, 72-62

2015*Conference Finals: Eliminated 1-2*

09/23	New York	W, 84-67
09/27	@ Indiana	L, 64-70
09/29	New York	L, 51-66

Los Angeles Sparks: 0-2**2002***WNBA Finals: Eliminated 0-2*

08/29	New York	L, 71-63
08/31	@ Los Angeles	L, 69-66

Miami Sol: 2-1**2001***First Round: Won 2-1*

08/17	@ Miami	W, 62-46
08/19	New York	L, 50-53
08/21	New York	W, 72-61

Phoenix Mercury: 1-0**1997***WNBA Semifinal: Won 1-0*

08/28	@ Phoenix	W, 59-41
-------	-----------	----------

Washington Mystics: 6-2**2000***First Round: Won 2-0*

08/12	@ Washington	W, 72-63
08/14	New York	W, 57-78

2002*Conference Finals: Won 2-1*

08/22	@ Washington	L, 74-79
08/24	New York	W, 96-79
08/25	New York	W, 64-57

2015*Conference Semifinals: Won 2-1*

09/18	New York	L, 83-86 (2OT)
09/20	@ Washington	W, 86-68
09/22	New York	W, 79-74

GAMES PLAYED

1.	Vickie Johnson	36
2.	Becky Hammon	34
3.	Crystal Robinson	34
4.	Teresa Weatherspoon	29
5.	Sue Wicks	29
6.	Tamika Whitmore	27
7.	Essence Carson	22
8.	Tari Phillips	21
T9.	Leilani Mitchell	16
	Shameka Christon	16

MINUTES PLAYED

1.	Vickie Johnson	1,186
2.	Crystal Robinson	1,062
3.	Teresa Weatherspoon	970
4.	Cappie Pondexter	956
5.	Becky Hammon	741
6.	Tamika Whitmore	733
7.	Tari Phillips	673
8.	Sue Wicks	530
9.	Essence Carson	433
10.	Shameka Christon	416

POINTS SCORED

1.	Vickie Johnson	410
2.	Crystal Robinson	350
3.	Tari Phillips	297
4.	Tamika Whitmore	287
5.	Becky Hammon	248
6.	Cappie Pondexter	219
7.	Teresa Weatherspoon	169
8.	Essence Carson	167
9.	Shameka Christon	165
10.	Janel McCarville	135

FIELD GOALS MADE

1.	Vickie Johnson	156
2.	Crystal Robinson	129
3.	Tari Phillips	119
4.	Tamika Whitmore	115
5.	Becky Hammon	87
6.	Cappie Pondexter	77
7.	Essence Carson	73
8.	Teresa Weatherspoon	63
9.	Shameka Christon	57
10.	Janel McCarville	55

FIELD GOAL ATTEMPTS

1.	Vickie Johnson	365
2.	Crystal Robinson	293
3.	Tari Phillips	248
4.	Tamika Whitmore	233
5.	Becky Hammon	203
6.	Cappie Pondexter	198
7.	Essence Carson	167

8.	Teresa Weatherspoon	164
9.	Shameka Christon	140
10.	Tina Charles	122

FREE-THROWS MADE

1.	Vickie Johnson	66
2.	Tari Phillips	59
3.	Tamika Whitmore	55
4.	Cappie Pondexter	49
5.	Becky Hammon	35
6.	Teresa Weatherspoon	32
7.	Crystal Robinson	30
8.	Janel McCarville	25
9.	Shameka Christon	25
10.	Sue Wicks	20

FREE-THROW ATTEMPTS

1.	Tari Phillips	92
2.	Tamika Whitmore	85
3.	Vickie Johnson	81
4.	Cappie Pondexter	52
5.	Teresa Weatherspoon	43
6.	Janel McCarville	41
7.	Becky Hammon	41
8.	Shameka Christon	34
9.	Crystal Robinson	32
10.	Kym Hampton	27

3-PT FIELD GOALS MADE

1.	Crystal Robinson	62
2.	Becky Hammon	39
3.	Vickie Johnson	32
4.	Shameka Christon	26
5.	Nicole Powell	20
6.	Cappie Pondexter	16
7.	Cathrine Kraayeveld	16
8.	Leilani Mitchell	15
9.	Loree Moore	14
10.	Epiphanny Prince	11
	Teresa Weatherspoon	11

3-PT FIELD GOAL ATTEMPTS

1.	Crystal Robinson	166
2.	Becky Hammon	115
3.	Vickie Johnson	95
4.	Shameka Christon	57
5.	Cappie Pondexter	49
6.	Nicole Powell	46
7.	Leilani Mitchell	45
8.	Cathrine Kraayeveld	42
9.	Loree Moore	40
10.	Teresa Weatherspoon	39

TOTAL REBOUNDS

1.	Vickie Johnson	153
2.	Tari Phillips	149

3.	Crystal Robinson	109
4.	Sue Wicks	104
5.	Teresa Weatherspoon	100
6.	Tamika Whitmore	95
7.	Kym Hampton	74
8.	Cathrine Kraayeveld	70
9.	Shameka Christon	62
10.	Tina Charles	52

ASSISTS

1.	Teresa Weatherspoon	185
2.	Vickie Johnson	121
3.	Becky Hammon	59
4.	Crystal Robinson	57
5.	Cappie Pondexter	49
6.	Loree Moore	40
7.	Leilani Mitchell	32
8.	Tari Phillips	28
9.	Janel McCarville	26
10.	Tina Charles	24

STEALS

1.	Teresa Weatherspoon	44
2.	Crystal Robinson	41
3.	Vickie Johnson	38
4.	Tari Phillips	30
5.	Becky Hammon	21
6.	Janel McCarville	17
7.	Sue Wicks	17
8.	Loree Moore	15
9.	Tamika Whitmore	14
T10.	Essence Carson	13
	Plenette Pierson	13

BLOCKED SHOTS

1.	Sue Wicks	26
2.	Tamika Whitmore	19
3.	Tari Phillips	16
4.	Janel McCarville	15
5.	Elena Baranova	11
6.	Crystal Robinson	10
7.	Kiah Stokes	8
	Kym Hampton	8
9.	Essence Carson	7
T10.	Plenette Pierson	6
	Vickie Johnson	6
	Shameka Christon	6
	Cathrine Kraayeveld	6



PLAYOFF CAREER RECORDS

Most Minutes	1,186	Vickie Johnson
Most Games	36	Vickie Johnson
Most Points	410	Vickie Johnson
Most Field Goals	156	Vickie Johnson
Most Field Goals Attempted	365	Vickie Johnson
Most Three-Point Field Goals	62	Crystal Robinson
Most Three-Point Field Goals Attempted	166	Crystal Robinson
Most Free Throws	66	Vickie Johnson
Most Free Throws Attempted	92	Tari Phillips
Most Assists	185	Teresa Weatherspoon
Most Rebounds	149	Tari Phillips
Most Steals	44	Teresa Weatherspoon
Most Blocks	26	Sue Wicks
Most Playoff Seasons	7	Vickie Johnson

PLAYOFF YEAR RECORDS

Most Minutes	271	Tamika Whitmore - 2002
Most Points	129	Tamika Whitmore - 2002
Most Field Goals	53	Tina Charles - 2015
Most Field Goals Attempted	122	Tina Charles - 2015
Most Three-Point Field Goals	15	Crystal Robinson - 1999
Most Three-Point Field Goals Attempted	39	Crystal Robinson - 1999
Most Free Throws	26	Tamika Whitmore - 2002
Most Free Throws Attempted	37	Tamika Whitmore - 2002
Most Assists	53	Teresa Weatherspoon - 2002
Most Rebounds	53	Tari Phillips - 2000
Most Turnovers	20	Teresa Weatherspoon - 2000
Most Steals	19	Teresa Weatherspoon - 2000
Most Blocks	9 (3x)	Last - Janel McCarville - 2008

SERIES:

Most Minutes

116 Tina Charles vs. Indiana (2015 Eastern Conference Finals)
Liberty defeated by Indiana 2 games to 1

Most Points

66 Tina Charles vs. Washington (2015 Eastern Conference Semifinals)
Liberty defeated Washington 2 games to 1

Most Points, Two-Game Series

30 Vickie Johnson, vs. Washington (2000 Eastern Conference Semifinals)
Liberty defeated Washington 2 games to 0

Most Points, Three-Game Series

66 Tina Charles vs. Washington (2015 Eastern Conference Semifinals)
Liberty defeated Washington 2 games to 1

Most Points, Opponent

65 Deanna Nolan, Detroit (2008 Eastern Conference Finals)
Liberty defeated by Shock 2 games to 1

65 Cynthia Cooper, Houston (1999 WNBA Finals)
Liberty defeated by Houston 2 games to 1

Most Points, Opponent, Two-Game Series

38 Tamika Catchings, Indiana (2005 Eastern Conference Semifinals)
Liberty defeated by Los Indiana 2 games to 0

Most Points, Opponent, Three-Game Series

65 Deanna Nolan, Detroit (2008 Eastern Conference Finals)
Liberty defeated by Shock 2 games to 1

65 Cynthia Cooper, Houston (1999 WNBA Finals)

Liberty defeated by Houston 2 games to 1

Most Assists

28 Teresa Weatherspoon vs. Charlotte (1999 Eastern Conference Finals)
Liberty defeated Charlotte 2 games to 1

Most Assists, Two-Game Series

19 Teresa Weatherspoon vs. Washington (2000 Eastern Conference Semifinals)
Liberty defeated Washington 2 games to 0

Most Assists, Three-Game Series

28 Teresa Weatherspoon vs. Charlotte (1999 Eastern Conference Finals)
Liberty defeated Charlotte 2 games to 1

Most Assists, Opponent

22 Nikki Teasley, Los Angeles (2002 WNBA Finals)
Liberty defeated by Los Angeles 2 games to 0

Most Assists, Opponent, Two-Game Series

22 Nikki Teasley, Los Angeles (2002 WNBA Finals)
Liberty defeated by Los Angeles 2 games to 0

Most Assists, Opponent, Three-Game Series

21 Elaine Powell, Detroit (2004 Eastern Conference Semifinals)
Liberty defeated Detroit 2 games to 1

Most Field Goals

29 Tina Charles vs. Washington (2015 Eastern Conference Semifinals)
Liberty defeated Washington 2 games to 1

Most Field Goals, Two-Game Series

17 Tari Phillips vs. Houston (2000 WNBA Finals)
Liberty defeated by Houston 2 games to 0

Most Field Goals, Three-Game Series

29 Tina Charles vs. Washington (2015 Eastern Conference Semifinals)
Liberty defeated Washington 2 games to 1

Most Field Goals, Opponent

26 Andrea Stinson, Charlotte (1999 Eastern Conference Finals)
Liberty defeated Charlotte 2 games to 1

Most Field Goals, Opponent, Two-Game Series

15 Sheryl Swoopes, Houston (2000 WNBA Finals)
Liberty defeated by Houston 2 games to 0

15 Cynthia Cooper, Houston (2000 WNBA Finals)
Liberty defeated by Houston 2 games to 0

Most Field Goals, Opponent, Three-Game Series

26 Andrea Stinson, Charlotte (1999 Eastern Conference Finals)
Liberty defeated Charlotte 2 games to 1

Most Field Goals Attempted

70 Tina Charles vs. Washington (2015 Eastern Conference Semifinals)
Liberty defeated Washington 2 games to 1

Most Field Goals Attempted, Two-Game Series

38 Tari Phillips, Tari Phillips vs. Houston (2000 WNBA Finals)
Liberty defeated by Houston 2 games to 0

Most Field Goals Attempted, Three-Game Series

70 Tina Charles vs. Washington (2015 Eastern Conference Semifinals)
Liberty defeated Washington 2 games to 1



Most Field Goals Attempted, Opponent

- 62 Deanna Nolan, Detroit (2008 Eastern Conference Finals)
Liberty defeated by Shock 2 games to 1
- 62 Deanna Nolan, Detroit (2007 Eastern Conference Semifinals)
Liberty defeated by Detroit 2 games to 1

Most Field Goals Attempted, Opponent, Two-Game Series

- 44 Cynthia Cooper, Houston (2000 WNBA Finals)
Liberty defeated by Houston 2 games to 0

Most Field Goals Attempted, Opponent, Three-Game Series

- 62 Deanna Nolan, Detroit (2008 Eastern Conference Finals)
Liberty defeated by Shock 2 games to 1
- 62 Deanna Nolan, Detroit (2007 Eastern Conference Semifinals)
Liberty defeated by Detroit 2 games to 1

Most Three-Point Field Goals

- 10 Becky Hammon vs. Detroit (2004 Eastern Conference Semifinals)
Liberty defeated Detroit 2 games to 1

Most Three-Point Field Goals, Two-Game Series

- 5 Becky Hammon vs. Washington (2000 Eastern Conference Semifinals)
Liberty defeated Washington 2 games to 0
- 5 Becky Hammon vs. Los Angeles (2002 WNBA Finals)
Liberty defeated by Los Angeles 2 games to 0

Most Three-Point Field Goals, Three-Game Series

- 10 Becky Hammon vs. Detroit (2004 Eastern Conference Semifinals)
Liberty defeated Detroit 2 games to 1

Most Three-Point Field Goals, Opponent

- 11 Ivory Latta, Washington (2015 Eastern Conference Semifinals)
Liberty defeated Washington 2 games to 1

Most Three-Point Field Goals, Opponent, Two-Game Series

- 4 (6x) Last, Kelly Miller, Indiana (2005 Eastern Conference Semifinals)
Liberty defeated by Indiana 2 games to 0

Most Three-Point Field Goals, Opponent, Three-Game Series

- 11 Ivory Latta, Washington (2015 Eastern Conference Semifinals)
Liberty defeated Washington 2 games to 1

Most Three-Point Field Goals Attempted

- 26 Becky Hammon vs. Detroit (2004 Eastern Conference Semifinals)
Liberty defeated Detroit 2 games to 1

Most Three-Point Field Goals Attempted, Two-Game Series

- 12 Becky Hammon vs. Los Angeles (2002 WNBA Finals)
Liberty defeated by Los Angeles 2 games to 0
- 12 Crystal Robinson vs. Connecticut (2004 Eastern Conference Finals)
Liberty defeated by Connecticut 2 games to 0

Most Three-Point Field Goals Attempted, Three-Game Series

- 26 Becky Hammon vs. Detroit (2004 Eastern Conference Semifinals)
Liberty defeated Detroit 2 games to 1

Most Three-Point Field Goals Attempted, Opponent

- 21 Tamika Catchings, Indiana (2002 Eastern Conference Semifinals)
Liberty defeated Indiana 2 games to 1
- 21 Katie Smith, Detroit (2007 Eastern Conference Semifinals)
Liberty defeated by Detroit 2 games to 1
- 21 Ivory Latta, Washington (2015 Eastern Conference Semifinals)
Liberty defeated Washington 2 games to 1

Most Three-Point Field Goals Attempted, Opponent, Two-Game Series

- 11 Katie Douglas, Connecticut (2004 Eastern Conference Finals)
Liberty defeated by Connecticut 2 games to 0

Most Three-Point Field Goals Attempted, Opponent, Three-Game Series

- 21 Tamika Catchings, Indiana (2002 Eastern Conference Semifinals)
Liberty defeated Indiana 2 games to 1
- 21 Katie Smith, Detroit (2007 Eastern Conference Semifinals)
Liberty defeated by Detroit 2 games to 1
- 21 Ivory Latta, Washington (2015 Eastern Conference Semifinals)
Liberty defeated Washington 2 games to 1

Most Free Throws

- 14 Tamika Whitmore vs. Washington (2002 Eastern Conference Finals)
Liberty defeated Washington 2 games to 1

Most Free Throws, Two-Game Series

- 11 Tamika Whitmore vs. Houston (2000 WNBA Finals)
Liberty defeated by Houston 2 games to 0

Most Free Throws, Three-Game Series

- 14 Tamika Whitmore vs. Washington (2002 Eastern Conference Finals)
Liberty defeated Washington 2 games to 1

Most Free Throws, Opponent

- 33 Cynthia Cooper, Houston (1999 WNBA Finals)
Liberty defeated by Houston 2 games to 1

Most Free Throws, Opponent, Two-Game Series

- 15 Tamika Catchings, Indiana (2005 Eastern Conference Semifinals)
Liberty defeated by Indiana 2 games to 0

Most Free Throws, Opponent, Three-Game Series

- 33 Cynthia Cooper, Houston (1999 WNBA Finals)
Liberty defeated by Houston 2 games to 1

Most Free Throws Attempted

- 19 Tamika Whitmore vs. Washington (2002 Eastern Conference Finals)
Liberty defeated Washington 2 games to 1

Most Free Throws Attempted, Two-Game Series

- 14 Tari Phillips vs. Los Angeles (2002 WNBA Finals)
Liberty defeated by Los Angeles 2 games to 0

Most Free Throws Attempted, Three-Game Series

- 19 Tamika Whitmore vs. Washington (2002 Eastern Conference Finals)
Liberty defeated Washington 2 games to 1

Most Free Throws Attempted Opponent

- 37 Cynthia Cooper, Houston (1999 WNBA Finals)
Liberty defeated by Houston 2 games to 1

Most Free Throws Attempted, Opponent, Two-Game Series

- 16 Tamika Catchings, Indiana (2005 Eastern Conference Semifinals)
Liberty defeated by Indiana 2 games to 0

Most Free Throws Attempted, Opponent, Three-Game Series

- 37 Cynthia Cooper, Houston (1999 WNBA Finals)
Liberty defeated by Houston 2 games to 1

Most Rebounds

- 34 Tari Phillips vs. Miami (2001 Eastern Conference Semifinals)

Liberty defeated Miami 2 games to 1

Most Rebounds, Two-Game Series

- 17 Elena Baranova vs. Connecticut (2004 Eastern Conference Finals)
Liberty defeated by Connecticut 2 games to 0

Most Rebounds, Three-Game Series

- 34 Tari Phillips vs. Miami (2001 Eastern Conference Semifinals)
Liberty defeated Miami 2 games to 1

Most Rebounds, Opponent

- 32 Tamika Catchings, Indiana (2002 Eastern Conference Semifinals)
Liberty defeated Indiana 2 games to 1
- 32 Cheryl Ford, Detroit (2004 Eastern Conference Semifinals)
Liberty defeated Detroit 2 games to 1

Most Rebounds, Opponent, Two-Game Series

- 24 Tamika Catchings, Indiana (2005 Eastern Conference Semifinals)
Liberty defeated by Indiana 2 games to 0

Most Rebounds, Opponent, Three-Game Series

- 32 Tamika Catchings, Indiana (2002 Eastern Conference Semifinals)
Liberty defeated Indiana 2 games to 1
- 32 Cheryl Ford, Detroit (2004 Eastern Conference Semifinals)
Liberty defeated Detroit 2 games to 1

Most Turnovers

- 12 Becky Hammon vs. Detroit (2004 Eastern Conference Semifinals)
Liberty defeated Detroit 2 games to 1

Most Turnovers, Two-Game Series

- 10 Becky Hammon vs. Indiana (2005 Eastern Conference Semifinals)
Liberty defeated by Indiana 2 games to 0

Most Turnovers, Three-Game Series

- 12 Becky Hammon vs. Detroit (2004 Eastern Conference Semifinals)
Liberty defeated Detroit 2 games to 1

Most Turnovers, Opponent

- 16 Dawn Staley, Charlotte (2001 Eastern Conference Finals)
Liberty defeated by Charlotte 2 games to 1

Most Turnovers, Opponent, Two-Game Series

- 11 Nikki Teasley, Los Angeles (2002 WNBA Finals)
Liberty defeated by Los Angeles 2 games to 0

Most Turnovers, Opponent, Three-Game Series

- 16 Dawn Staley, Charlotte (2001 Eastern Conference Finals)
Liberty defeated by Charlotte 2 games to 1

Most Steals

- 8 Vickie Johnson vs. Charlotte (2001 Eastern Conference Finals)
Liberty defeated by Charlotte 2 games to 1
- 8 Janel McCarville vs. Detroit (2007 Eastern Conference Semifinals)
Liberty defeated by Detroit 2 games to 1

Most Steals, Two-Game Series

- 5 Bethany Donaphin vs. Connecticut (2004 Eastern Conference Finals)
Liberty defeated by Connecticut 2 games to 0

Most Steals, Three-Game Series:

- 8 Vickie Johnson vs. Charlotte (2001 Eastern Conference Finals)
Liberty defeated by Charlotte 2 games to 1
- 8 Janel McCarville vs. Detroit (2007 Eastern Conference Semifinals)

Liberty defeated by Detroit 2 games to 1

Most Steals, Opponent

- 10 Elaine Powell, Detroit (2004 Eastern Conference Semifinals)
Liberty defeated Detroit 2 games to 1

Most Steals, Opponent, Two-Game Series

- 4 Lindsay Whalen, Connecticut (2004 Eastern Conference Finals)
Liberty defeated by Connecticut 2 games to 0
- 4 Nykesha Sales, Connecticut (2004 Eastern Conference Finals)
Liberty defeated by Connecticut 2 games to 0
- 4 Jurgita Streimikyte, Indiana (2005 Eastern Conference Semifinals)
Liberty defeated by Indiana 2 games to 0

Most Steals, Opponent, Three-Game Series

- 10 Elaine Powell, Detroit (2004 Eastern Conference Semifinals)
Liberty defeated Detroit 2 games to 1

PLAYOFF INDIVIDUAL SINGLE-GAME RECORDS

Most Minutes Played

- 45 Tina Charles vs. Washington, 9/18/15 (Game One Eastern Conference Semifinals)
Liberty defeated by Washington 86-83 (2OT)

Most Points

- 26 Epiphanny Prince vs. Washington, 09/18/15 (Game One Eastern Conference Semifinals)
Liberty defeated by Washington 86-83 (2OT)

Most Points by Opponent

- 31 Sheryl Swoopes at Houston, 8/26/00 (Game Two WNBA Finals)
Liberty defeated by Houston 79-73

Most Field Goals

- 11 Tari Phillips vs. Washington, 8/24/02 (Game Two Eastern Conference Finals)
Liberty beat Washington 96-79
- 11 Epiphanny Prince 09/18/15 (Game One Eastern Conference Semifinals)
Liberty defeated by Washington 86-83 (2OT)

Most Field Goals by Opponent

- 11 Tamika Catchings vs. Indiana, 8/16/02 (Game One Eastern Conference Semifinals)
Liberty defeated by Indiana, 55-73
- 11 Tamika Catchings at Indiana, 9/27/15 (Game Two Eastern Conference Finals)
Liberty defeated by Indiana, 70-64

Most Field Goal Attempts

- 27 Tina Charles vs. Washington, 09/18/15 (Game One Eastern Conference Semifinals)
Liberty defeated by Washington 86-83 (2OT)

Most Field Goal Attempts by Opponent

- 26 Deanna Nolan at Detroit, 8/28/07 (Game Three Eastern Conference Semifinals)
Liberty defeated by Detroit 71-70

Most Three-Point Field Goals

- 5 Vickie Johnson vs. Washington, 8/24/02 (Game Two Eastern Conference Finals)
Liberty beat Washington 96-79

Most Three-Point Field Goals by Opponent

- 6 Dawn Staley at Charlotte, 8/26/01 (Game Two Eastern Conference Finals)
Liberty defeated by Charlotte 62-53
- 6 Allison Feaster at Charlotte, 8/26/01 (Game Two Eastern Conference Finals)
Liberty defeated by Charlotte 62-53
- 6 Tayler Hill at Washington, 9/20/15 (Game Two Eastern Conference Semifinals)
Liberty beat Washington 86-68

Most Three-Point Field Goal Attempts

- 11 Becky Hammon vs. Detroit, 9/28/04 (Game Three Eastern Conference Semifinals)
Liberty beat Detroit 66-64
- 11 Crystal Robinson vs. Detroit, 9/28/04 (Game Three Eastern Conference Semifinals)
Liberty beat Detroit 66-64

Most Three-Point Field Goal Attempts by Opponent

- 9 Kim Perrot vs. Houston, 8/30/97 (Game One WNBA Finals)
Liberty defeated by Houston 65-52
- 9 Katie Smith at Detroit, 8/28/07 (Game Three Eastern Conference Semifinals)
Liberty defeated by Detroit 71-70
- 9 Kara Lawson at Connecticut, 9/29/12 (Game Two Eastern Conference Semifinals)
Liberty defeated by Connecticut 75-62
- 9 Ivory Latta vs. Washington, 9/22/15 (Game Three Eastern Conference Semifinals)
Liberty beat Washington 79-74

Most Free Throws Made

- 10 Sugar Rodgers vs. Washington, 9/22/15 (Game Three Eastern Conference Semifinals)
Liberty beat Washington 79-74

Most Free Throws Made by Opponent

- 13 Cynthia Cooper at Houston, 9/5/99 (Game Three WNBA Finals)
Liberty defeated by Houston 59-47

Most Free Throws Attempts

- 10 Sugar Rodgers vs. Washington, 9/22/15 (Game Three Eastern Conference Semifinals)
Liberty beat Washington 79-74

Most Free Throws Attempts by Opponent

- 15(2x) last Cynthia Cooper at Houston, 9/5/99 (Game Three WNBA Finals)
Liberty defeated by Houston 59-47

Most Rebounds

- 15 Shameka Christon vs. Detroit, 8/24/07 (Game One Eastern Conference Semifinals)
Liberty beat Detroit 73-51
- 15 Tari Phillips vs. Miami, 8/19/01 (Game Two Eastern Conference Semifinals)
Liberty defeated by Miami 53-50

Most Rebounds by Opponent

- 14(4x) last Tina Charles at Connecticut, 9/29/12 (Game Two Eastern Conference Semifinals)
Liberty defeated by Connecticut 75-62

Most Assists

- 12 Teresa Weatherspoon vs. Washington, 8/24/02 (Game Two Eastern Conference Finals)
Liberty beat Washington 96-79

Most Assists by Opponent

- 11(3x) last Nikki Teasley at Los Angeles, 8/31/02 (Game Two WNBA Finals)
Liberty defeated by Los Angeles 69-66

Most Steals

- 6 Vickie Johnson vs. Charlotte, 8/24/01 (Game One Eastern Conference Finals)
Liberty beat Charlotte 61-57

Most Steals by Opponent

- 6 Elaine Powell at Detroit, 9/26/04 (Game Two Eastern Conference Finals)
Liberty defeated by Detroit 76-66
- 6 Briann January vs. Indiana, 9/29/15 (Game Three Eastern Conference Finals)
Liberty defeated by Indiana 66-51

Most Turnovers

- 7 Teresa Weatherspoon vs. Phoenix, 8/28/1997 (WNBA Semifinals)
Liberty beat Phoenix 59-41

Most Turnovers by Opponent

- 8 Olympia Scott-Richard at Indiana, 8/20/02 (Game Three Eastern Conference Semifinals)
Liberty beat Indiana 75-60

Most Blocked Shots

- 4 Janel McCarville at Connecticut, 9/22/08 (Game Three Eastern Conference Semifinals)
Liberty beat Connecticut 66-62
- 4 Janel McCarville at Detroit, 8/26/07 (Game Two Eastern Conference Semifinals)
Liberty defeated by Detroit 76-73

Most Blocked Shots by Opponent

- 5 Vicky Bullett vs. Washington, 8/12/00 (Game One Eastern Conference Semifinals)
Liberty beat Washington 72-63

PLAYOFF YEAR RECORDS

Most Games Played	8	2002 (4-4).
Most Victories	4 (2x)	2000 (7 games); 2002 (8 games)
Most Losses	4	2002 (8 games)
Most Points	577	2002 (8 games)
Most Field Goals	266	2002 (8 games)
Most Field Goals Attempted	443	2002 (8 games)
Most Three-Points Field Goals	43	2002 (8 games)
Most Three-Point Field Goals Attempted	108	2002 (8 games)
Most Free Throws	107	2002 (8 games)
Most Free Throws Attempted	143	2002 (8 games)
Most Rebounds	254	2015 (6 games)
Most Turnovers	98	2000 (7 games)
Most Steals	68	2000 (7 games)
Fewest Field Goals	35	2005 (2 games)
Fewest Field Goals Attempted	94	2005 (2 games)
Fewest Three-Point Field Goals	2	1997 (2 games)
Fewest Three-Point Field Goals Attempted	12	1997 (2 games)
Fewest Free Throws	16	1997 (2 games)
Fewest Free Throws Attempted	27	1997 (2 games)
Fewest Rebounds	45	2005 (2 games)
Fewest Turnovers	22	2005 (2 games)
Fewest Steals	5	2005 (2 games)

PLAYOFF STREAKS

Longest Winning Streak

3 (1999)

Began 8/29, with a 74-70 victory over Charlotte, in Game Two of the Conference Finals. Ended 9/4, when defeated by Houston, 68-67 in Game Two of the WNBA Finals.

3 (2015)

Began 9/20, with an 86-68 victory over Washington, in Game Two of the Conference Semifinals. Ended 9/27, when defeated by Indiana, 70-64, in Game Two of the Conference Finals.

Longest Home Winning Streak

6 (1999-2000)

Began 8/29/99, with a 74-70 victory over Charlotte, in Game Two of the Conference Finals. Ended 8/24/00, when defeated by Houston, 59-52, in Game One of the WNBA Finals.

Longest Road Winning Streak

2 (2001)

Began 8/17/01, with a 62-46 victory over Miami in Game One of the First Round. Ended 8/16/02, when defeated by Indiana, 73-55 in Game One of First Round.

Longest Losing Streak

4 (2004-2005)

Began 10/1/04, when defeated by Connecticut, 61-51, in Game One of the Conference Finals. Ended 9/1/05 when defeated by Indiana, 58-50, in Game Two of the Conference Semifinals.

4 (2011-2015)

Began 9/19/11, when defeated by Indiana, 72-62, in Game Three of the Conference Semifinals. Ended 9/18/15 when defeated by Washington, 86-83 (2OT), in Game One of the Conference Semifinals.

Longest Home Losing Streak

2 (4x, last 2012-2015)

Began 9/29/12, when defeated by Connecticut, 75-62, in Game Two of the Eastern Conference Semifinals. Ended 9/18/15, when defeated by Washington, 86-83 (2OT), in Game One of the Eastern Conference Semifinals.

Longest Road Losing Streak

7 (2008-2012)

Began 9/28/08, when defeated by Detroit, 64-55, in Game Two of the Eastern Conference Finals. Ended 9/29/12, when defeated by Connecticut, 75-62, in Game Two of the Eastern Conference Semifinals.

PLAYOFF SERIES RECORDS

Most Points

248 2015 Eastern Conference Semifinals

Liberty defeated Washington 2 games to 1, outscoring opponent 248-228

Most Points Allowed

228 2015 Eastern Conference Semifinals

Liberty defeated Washington 2 games to 1, outscoring opponent 248-228

Most Points, Both Teams

476 2015 Eastern Conference Semifinals

Liberty defeated Washington 2 games to 1, outscoring opponent 248-228

Most Points, Two-Game Series

150 2000 Eastern Conference Semifinals

Liberty defeated Washington 2 games to 0, outscoring opponent 150-120

Most Points Allowed, Two-Game Series

140 2002 WNBA Finals

Liberty defeated by Los Angeles 2 games to 0, outscored by opponent 140-129

Most Points, Three-Game Series

248 2015, Conference Semifinals

Liberty defeated Washington 2 games to 1, outscoring opponent 248-228

Most Points Allowed, Three-Game Series

228 2015 Eastern Conference Semifinals

Liberty defeated Washington 2 games to 1, outscoring opponent 248-228

Most Points, Both Teams, Two-Game Series

270 2000 Eastern Conference Semifinals

Liberty defeated Washington 2 games to 0, outscoring opponent 150-120

Most Points, Both Teams, Three-Game Series

476 2015 Eastern Conference Semifinals

Liberty defeated Washington 2 games to 1, outscoring opponent 248-228

Fewest Points

51 1997 WNBA Finals

Liberty defeated by Houston 1 game to 0, outscored by opponent 65-51

Fewest Points, Two-Game Series

101 2005 Eastern Conference Semifinals

Liberty defeated by Indiana 2 games to 0, outscored by opponent 121-101

Fewest Points, Three-Game Series

158 2001 Eastern Conference Finals
Liberty defeated by Charlotte 2 games to 1, outscored by opponent 167-158

Fewest Points Allowed

41 1997 Eastern Conference Finals
Liberty defeated Phoenix 1 game to 0, outscoring opponent 59-41

Fewest Points Allowed, Two-Game Series

120 2000 Eastern Conference Semifinals
Liberty defeated Washington 2-0, outscoring opponent 150-120

Fewest Points Allowed, Three-Game Series

160 2001 Eastern Conference Semifinals
Liberty defeated Miami 2 games to 1, outscoring opponent 184-160

Fewest Points, Both Teams

100 1997 WNBA Semifinals
Liberty defeated Phoenix 1 game to 0, outscoring opponent 59-41

Fewest Points, Both Teams, Two-Game Series

222 2005 Eastern Conference Semifinals
Liberty defeated by Indiana 2 games to 0, outscored by opponent 121-101

Fewest Points, Both Teams, Three-Game Series

325 2001 Eastern Conference Finals
Liberty defeated by Charlotte 2 games to 1, being outscored 167-158

Most Three-Point Field Goals

29 2004 Eastern Conference Semifinals
Liberty defeated Detroit 2 games to 1

Most Three-Point Field Goals, Two-Game Series

12 2002 WNBA Finals
Liberty defeated by Los Angeles 2 games to 0

Most Three-Point Field Goals, Three-Game Series

29 2004 Eastern Conference Semifinals
Liberty defeated Detroit 2 games to 1

Most Three-Point Field Goals, Opponent

25 2015 Eastern Conference Semifinals
Liberty defeated Washington 2 games to 1

Most Three-Point Field Goals, Opponent, Two-Game Series

11 2005 Eastern Conference Semifinals
Liberty defeated by Indiana 2 games to 0

Most Three-Point Field Goals, Opponent, Three-Game Series

25 2015 Eastern Conference Semifinals
Liberty defeated Washington 2 games to 1

Most Three-Point Field Goals, Both Teams

40 2015 Eastern Conference Semifinals
Liberty defeated Washington 2 games to 1

Most Three-Point Field Goals, Both Teams, Two-Game Series

21 2002 WNBA Finals
Liberty defeated by Los Angeles 2 games to 0

Most Three-Point Field Goals, Both Teams, Three-Game Series

40 2015 Eastern Conference Semifinals
Liberty defeated Washington 2 games to 1

Fewest Three-Point Field Goals

1 1997 WNBA Semifinals
Liberty defeated Phoenix 1 game to 0
1 1997 WNBA Finals
Liberty defeated by Houston 1 game to 0

Fewest Three-Point Field Goals, Two-Game Series

7 2000 WNBA Finals
Liberty defeated by Houston 2 games to 0

Fewest Three-Point Field Goals, Three-Game Series

10 2000 Eastern Conference Finals
Liberty defeated Cleveland 2 games to 1

Fewest Three-Point Field Goals, Opponent

1 1997 WNBA Semifinals
Liberty defeated Phoenix 1 game to 0

Fewest Three-Point Field Goals, Opponent, Two-Game Series

6 2000 Eastern Conference Semifinals
Liberty defeated Washington 2 games to 0

Fewest Three-Point Field Goals, Opponent, Three-Game Series

5 2004 Eastern Conference Semifinals
Liberty defeated Detroit 2 games to 1

Fewest Three-Point Field Goals, Both Teams

2 1997 WNBA Semifinals
Liberty defeated Phoenix 1 game to 0

Fewest Three-Point Field Goals, Both Teams, Two-Game Series

16 2000 Eastern Conference Semifinals
Liberty defeated Washington 2 games to 0

Fewest Three-Point Field Goals, Both Teams, Three-Game Series

21 2000 Eastern Conference Finals
Liberty defeated Cleveland 2 games to 1.

Most Free Throws

48 2002 Eastern Conference Finals
Liberty defeated Washington 2 games to 1

Most Free Throws, Two-Game Series

34 2000 WNBA Finals
Liberty defeated by Houston 2 games to 0

Most Free Throws, Three-Game Series

48 2002 Eastern Conference Finals
Liberty defeated Washington 2 games to 1

Most Free Throws, Opponent

82 1999 WNBA Finals
Liberty defeated by Houston 2 games to 1

Most Free Throws, Opponent, Two-Game Series

42 2005 Eastern Conference Semifinals
Liberty defeated by Indiana 2 games to 0

Most Free Throws, Opponent, Three-Game Series

82 1999 WNBA Finals
Liberty defeated by Houston 2 games to 1

Most Free Throws, Both Teams

113 1999 WNBA Finals
Liberty defeated by Houston 2 games to 1

Most Free Throws, Both Teams, Two-Game Series

66 2005 Eastern Conference Semifinals
Liberty defeated by Indiana 2 games to 0

Most Free Throws, Both Teams, Three-Game Series

113 1999 WNBA Finals
Liberty defeated by Houston 2 games to 1

Fewest Free Throws

4 1997 WNBA Finals
Liberty defeated by Houston 1 game to 0

Fewest Free Throws, Two-Game Series

15 2004 Eastern Conference Finals
Liberty defeated by Connecticut 2 games to 0

Fewest Free Throws, Three-Game Series

22 2001 Eastern Conference Finals
Liberty defeated by Charlotte 2 games to 1

22 2004 Eastern Conference Semifinals
Liberty defeated Detroit 2 games to 1

Fewest Free Throws, Opponent

10 1997 WNBA Semifinals
Liberty defeated Phoenix 1 game to 0

Fewest Free Throws, Opponent, Two-Game Series

20 2000 Eastern Conference Semifinals
Liberty defeated Washington 2 games to 0

Fewest Free Throws, Opponent, Three-Game Series

29 2002 Eastern Conference Semifinals
Liberty defeated Indiana 2 games to 1

29 2015 Eastern Conference Finals
Liberty defeated by Indiana 2 games to 1

Fewest Free Throws, Both Teams

21 1997 WNBA Finals
Liberty defeated by Houston 1 game to 0

Fewest Free Throws, Both Teams, Two-Game Series

38 2004 Eastern Conference Finals
Liberty defeated by Connecticut 2 games to 0

Fewest Free Throws, Both Teams, Three-Game Series

52 2015 Eastern Conference Finals
Liberty defeated by Indiana 2 games to 1

Most Rebounds

143 2015 Eastern Conference Semifinals
Liberty defeated Washington 2 games to 1

Most Rebounds, Two-Game Series

59 2000 Eastern Conference Semifinals
Liberty defeated Washington 2 games to 0

Most Rebounds, Three-Game Series

143 2015 Eastern Conference Semifinals
Liberty defeated Washington 2 games to 1

Most Rebounds, Opponent

122 2015 Eastern Conference Semifinals
Liberty defeated Washington 2 games to 1

Most Rebounds, Opponent, Two-Game Series

70 2002 WNBA Finals
Liberty defeated by Los Angeles 2 games to 0

Most Rebounds, Opponent, Three-Game Series

122 2015 Eastern Conference Semifinals
Liberty defeated Washington 2 games to 1

Most Rebounds, Both Teams

265 2015 Eastern Conference Semifinals
Liberty defeated Washington 2 games to 1

Most Rebounds, Both Teams, Two-Game Series

126 2000 WNBA Finals
Liberty defeated by Houston 2 games to 0

Most Rebounds, Both Teams, Three-Game Series

265 2015 Eastern Conference Semifinals
Liberty defeated Washington 2 games to 1

Fewest Rebounds

36 1997 WNBA Finals
Liberty defeated by Houston 1 game to 0

Fewest Rebounds, Two-Game Series

45 2005 Eastern Conference Semifinals
Liberty defeated by Indiana 2 games to 0

Fewest Rebounds, Three-Game Series

75 2001 Eastern Conference Finals
Liberty defeated by Charlotte 2 games to 1

Fewest Rebounds, Opponent

31 1997 WNBA Finals
Liberty defeated by Houston 1 game to 0

Fewest Rebounds, Opponent, Two-Game Series

44 2000 Eastern Conference Semifinals
Liberty defeated Washington 2 games to 0

Fewest Rebounds, Opponent, Three-Game Series

74 2002 Eastern Conference Finals
Liberty defeated Washington 2 games to 1

Fewest Rebounds, Both Teams

67 1997 WNBA Finals
Liberty defeated by Houston 1 game to 0

Fewest Rebounds, Both Teams, Two-Game Series

103 2000 Eastern Conference Semifinals
Liberty defeated Washington 2 games to 0

Fewest Rebounds, Both Teams, Three-Game Series

156 2002 Eastern Conference Finals
Liberty defeated Washington 2 games to 1

Most Turnovers

50 2008 Eastern Conference Semifinals
Liberty defeated Connecticut 2 games to 1

50 1999 WNBA Finals
Liberty defeated by Houston 2 games to 1

Most Turnovers, Two-Game Series

28 2000 WNBA Finals
Liberty defeated by Houston 2 games to 0

Most Turnovers, Three-Game Series

50 2008 Eastern Conference Semifinals
Liberty defeated Connecticut 2 games to 1

50 1999 WNBA Finals
Liberty defeated by Houston 2 games to 1

Most Turnovers, Opponent

47 2015 Eastern Conference Finals
Liberty defeated by Indiana 2 games to 1

Most Turnovers, Opponent, Two-Game Series

32 2000 Eastern Conference Semifinals
Liberty defeated Washington 2 games to 0

Most Turnovers, Opponent, Three-Game Series

47 2015 Eastern Conference Finals
Liberty defeated by Indiana 2 games to 1

Most Turnovers, Both Teams

94 2015 Eastern Conference Finals
Liberty defeated by Indiana 2 games to 1

Most Turnovers, Both Teams, Two-Game Series

59 2000 Eastern Conference Semifinals
Liberty defeated Washington 2 games to 0

Most Turnovers, Both Teams, Three-Game Series

94 2015 Eastern Conference Finals
Liberty defeated by Indiana 2 games to 1

Fewest Turnovers

15 1997 WNBA Finals
Liberty defeated by Houston 1 game to 0

Fewest Turnovers, Two-Game Series

21 2002 WNBA Finals
Liberty defeated by Los Angeles 2 games to 0

Fewest Turnovers, Three-Game Series

31 1999 Eastern Conference Semifinals
Liberty defeated Charlotte 2 games to 1

31 2002 Eastern Conference Semifinals
Liberty defeated Indiana 2 games to 1

31 2002 Eastern Conference Finals
Liberty defeated Washington 2 games to 1

Fewest Turnovers, Opponent

10 1997 WNBA Finals
Liberty defeated by Houston 1 game to 0

Fewest Turnovers, Opponent, Two-Game Series

14 2005 Eastern Conference Semifinals
Liberty defeated by Indiana 2 games to 0

Fewest Turnovers, Opponent, Three-Game Series

25 2002 Eastern Conference Finals
Liberty defeated Washington 2 games to 1

Fewest Turnovers, Both Teams

25 1997 WNBA Finals
Liberty Defeated by Houston 1 game to 0

Fewest Turnovers, Both Teams, Two-Game Series

36 2005 Eastern Conference Semifinals
Liberty defeated by Indiana 2 games to 0

Fewest Turnovers, Both Teams, Three-Game Series

56 2002 Eastern Conference Finals
Liberty defeated Washington 2 games to 1

Most Steals

32 2000 Eastern Conference Finals
Liberty defeated Cleveland 2 games to 1

Most Steals, Two-Game Series

22 2000 Eastern Conference Semifinals
Liberty defeated Washington 2 games to 0

Most Steals, Three-Game Series

32 2000 Eastern Conference Finals
Liberty defeated Cleveland 2 games to 1

Most Steals, Opponent

33 1999 WNBA Finals
Liberty defeated by Houston 2 games to 1

Most Steals, Opponent, Two-Game Series

- 17 2004 Eastern Conference Finals
Liberty defeated by Connecticut 2 games to 0

Most Steals, Opponent, Three-Game Series

- 33 1999 WNBA Finals
Liberty defeated by Houston 2 games to 1

Most Steals, Both Teams

- 63 2000 Eastern Conference Finals
Liberty defeated Cleveland 2 games to 1

Most Steals, Both Teams, Two-Game Series

- 36 2004 Eastern Conference Finals
Liberty defeated by Connecticut 2 games to 0

Most Steals, Both Teams, Three-Game Series

- 63 2000 Eastern Conference Finals
Liberty defeated Cleveland 2 games to 1

Fewest Steals

- 7 1997 WNBA Semifinals
Liberty defeated Phoenix 1 game to 0

Fewest Steals, Two-Game Series

- 5 2005 Eastern Conference Semifinals
Liberty defeated by Indiana 2 games to 0

Fewest Steals, Three-Game Series

- 15 1999 Eastern Conference Semifinals
Liberty defeated Charlotte 2 games to 1
15 1999 WNBA Finals
Liberty defeated by Houston 2 games to 1
15 2002 Eastern Conference Finals
Liberty defeated Washington 2 games to 1

Fewest Steals, Opponent

- 8 1997 WNBA Finals
Liberty defeated by Houston 1 game to 0

Fewest Steals, Opponent, Two-Game Series

- 13 2000 Eastern Conference Semifinals
Liberty defeated Washington 2 games to 0

Fewest Steals, Opponent, Three-Game Series

- 11 2002 Eastern Conference Semifinals
Liberty defeated Indiana 2 games to 1

Fewest Steals, Both Teams

- 15 1997 WNBA Finals
Liberty defeated by Houston 1 game to 0

Fewest Steals, Both Teams, Two-Game Series

- 19 2005 Eastern Conference Semifinals
Liberty defeated by Indiana 2 games to 0

Fewest Steals, Both Teams, Three-Game Series

- 28 2002 Eastern Conference Finals

Liberty defeated Washington 2 games to 1

Most Overtime Games

- 1 2000 WNBA Finals
Liberty defeated by Houston 2 games to 0
1 2007 Eastern Conference Semifinals
Liberty defeated by Detroit 2 games to 1
1 2015 Eastern Conference Semifinals
Liberty defeated Washington 2 games to 1

PLAYOFF TEAM SINGLE-GAME RECORDS

Most Points

96 8/24/02, Eastern Conference Finals (Game Two)
Liberty defeated Washington, 96-79

Most Points, Opponent

86 9/18/15, Eastern Conference Semifinals (Game One)
Liberty defeated by Washington, 86-83 (2OT)

Most Points, Both Teams

175 8/24/02, Eastern Conference Finals (Game Two)
Liberty defeated Washington, 96-79

Most Field Goals

35 8/24/02, Eastern Conference Finals (Game Two)
Liberty defeated Washington, 96-79

35 9/20/15, Eastern Conference Semifinals (Game Two)
Liberty defeated Washington, 86-68

35 9/23/15, Eastern Conference Finals (Game One)
Liberty defeated Indiana, 84-67

Most Field Goals, Opponent

30 8/27/99, Eastern Conference Finals (Game One)
Liberty defeated at Charlotte, 78-67

30 8/26/07, Eastern Conference Semifinals (Game Two)
Liberty defeated at Detroit, 76-73

30 8/28/07, Eastern Conference Semifinals (Game Three)
Liberty defeated at Detroit, 71-70

30 9/18/15, Eastern Conference Semifinals (Game One)
Liberty defeated by Washington, 86-83 (2OT)

Most Field Goal Attempts

77 9/27/12, Eastern Conference Semifinals (Game One)
Liberty defeated by Detroit, 65-60

Most Field Goal Attempts, Opponent

78 9/18/15, Eastern Conference Semifinals (Game One)
Liberty defeated by Washington, 86-83 (2OT)

Most Three-Point Field Goals

13 9/20/08, Eastern Conference Semifinals (Game Two)
Liberty defeated by Connecticut, 73-70

Most Three-Point Field Goals, Opponent

12 9/20/15, Eastern Conference Semifinals (Game Two)
Liberty defeated Washington, 86-68

Most Three-Point Field Goal Attempts

29 9/20/08, Eastern Conference Semifinals (Game Two)
Liberty defeated by Connecticut, 73-70

29 9/28/04, Eastern Conference Semifinals (Game Three)
Liberty defeated Detroit, 66-64

Most Three-Point Field Goal Attempts, Opponent

22 9/18/08, Eastern Conference Semifinals (Game One)
Liberty defeated Connecticut, 72-63

Most Free Throws Made

22 8/25/02, Eastern Conference Finals (Game Three)
Liberty defeated Washington, 65-57

Most Free Throws Made, Opponent

32 9/4/99, WNBA Finals (Game Two)
Liberty defeated Houston, 68-67

Most Free Throws Attempts

28 8/31/02, WNBA Finals (Game Two)
Liberty defeated at Los Angeles, 69-66

Most Free Throws Attempts, Opponent

42 9/4/99, WNBA Finals (Game Two)
Liberty defeated Houston, 68-67

Most Rebounds

44 9/27/12, Eastern Conference Semifinals (Game One)
Liberty defeated by Connecticut, 65-60

Most Rebounds, Opponent

44 9/27/12, Eastern Conference Semifinals (Game One)
Liberty defeated by Connecticut, 65-60

Most Assists

25 8/21/00, Eastern Conference Finals (Game Three)
Liberty defeated Cleveland, 81-67

Most Assists, Opponent:

23 8/27/99, Eastern Conference Finals (Game One)
Liberty defeated at Charlotte, 78-67

Most Steals

14 8/20/00, Eastern Conference Finals (Game Two)
Liberty defeated Cleveland, 51-45

Most Steals, Opponent

14 9/29/15, Eastern Conference Finals (Game Three)
Liberty defeated by Indiana, 66-51

Most Turnovers

22 9/29/15, Eastern Conference Finals (Game Three)
Liberty defeated by Indiana, 66-51

Most Turnovers, Opponent

20 8/20/02, Eastern Conference Semifinals (Game Three)
Liberty defeated Indiana, 75-60

Most Blocked Shots

8 9/4/99, WNBA Finals (Game Two)
Liberty defeated Houston, 68-67

Most Blocked Shots, Opponent

7 9/20/15, Eastern Conference Semifinals (Game Two)
Liberty defeated Washington, 86-68

Most Personal Fouls

28 9/5/99, WNBA Finals (Game Three)
Liberty defeated at Houston, 59-47

Most Personal Fouls, Opponent

26 9/18/15, Eastern Conference Semifinals (Game One)
Liberty defeated by Washington, 86-83 (207)

Fewest Points

43 8/17/00, Eastern Conference Finals (Game One)
Liberty defeated at Cleveland, 56-43

Fewest Points, Opponent

41 8/28/97, Eastern Conference Finals (Game One)
Liberty defeated Phoenix, 59-41

Fewest Points, Both Teams

92 8/27/01, Eastern Conference Finals (Game Three)
Liberty defeated by Charlotte, 48-44

Fewest Field Goals

16 8/17/00, Eastern Conference Finals (Game One)
Liberty defeated at Cleveland, 56-43

Fewest Field Goals, Opponent

14 8/27/01, Eastern Conference Finals (Game Three)
Liberty defeated by Charlotte, 48-44

Fewest Field Goal Attempts

46 8/30/05, Eastern Conference Semifinals (Game One)
Liberty defeated by Indiana, 63-51

Fewest Field Goal Attempts, Opponent

45 8/27/01, Eastern Conference Finals (Game Three)
Liberty defeated by Charlotte, 48-44

Fewest Free Throws Made

2 9/28/08, Eastern Conference Finals (Game Two)
Liberty defeated by Detroit, 64-55

Fewest Free Throws Made, Opponent

4 (2x) Last- 8/25/02, Eastern Conference Finals (Game Three)
Liberty defeated Washington, 64-57

Fewest Free Throws Attempts

5 9/20/08, Eastern Conference Semifinals (Game Two)
Liberty defeated by Connecticut, 73-70

Fewest Free Throws Attempts, Opponent

7 (3x) Last 8/25/02, Eastern Conference Finals (Game Three)
Liberty defeated Washington, 64-57

Fewest Rebounds

20 8/30/05, Eastern Conference Semifinals (Game One)
Liberty defeated by Indiana, 63-51

Fewest Rebounds, Opponent

19 (2x) Last 8/24/02, Eastern Conference Finals (Game Two)
Liberty defeated Washington, 96-79

Fewest Assists

9 (3x) Last 9/28/08, Eastern Conference Finals (Game Two)
Liberty defeated by Detroit, 64-55

Fewest Assists, Opponent

6 (2x) Last 9/5/99, Eastern Conference Finals (Game Three)
Liberty defeated at Houston, 59-47

Fewest Steals

2 (2x) Last 9/1/05, Eastern Conference Semifinals (Game Two)
Liberty defeated at Indiana, 58-50

Fewest Steals, Opponent

1 8/18/02, Eastern Conference Semifinals (Game Two)
Liberty defeated Indiana, 84-65

Fewest Turnovers

5 8/27/99, Eastern Conference Finals (Game One)
Liberty defeated at Charlotte, 78-67

Fewest Turnovers, Opponent

5 8/30/05, Eastern Conference Semifinals (Game One)
Liberty defeated at Indiana, 58-50

Fewest Blocked Shots

0 (4x) Last 9/27/12, Eastern Conference Semifinals (Game One)
Liberty defeated by Connecticut, 65-60

Fewest Blocked Shots, Game, Opponent

0 9/22/08, Eastern Conference Semifinals (Game Three)
Liberty defeated Connecticut, 66-62

0 9/23/15, Eastern Conference Finals (Game One)
Liberty defeated Indiana, 84-67

Highest Three-Point Field Goal Percentage, (10+ Made)

.448 9/20/08, Eastern Conference Semifinals (Game Two)
Liberty defeated by Connecticut, 73-70
New York shot 13-29 from three-point range

Highest Three-Point Field Goal Percentage, Opponent (10+ Made):

.571 9/20/15, Eastern Conference Semifinals (Game Two)
Liberty defeated Washington, 86-68
Washington shot 12-21 from three-point range

Largest Margin of Victory

22 8/24/07, Eastern Conference Semifinals (Game One)
Liberty defeated Detroit 73-51

Largest Margin of Victory, Home

22 8/24/07, Eastern Conference Semifinals (Game One)
Liberty defeated Detroit, 73-51

Largest Margin of Victory, Road

18 09/20/15, Eastern Conference Semifinals (Game Two)

Liberty defeated Washington, 86-68

Largest Margin of Defeat

18 8/16/02, Eastern Conference Semifinals (Game One)
Liberty defeated at Indiana, 73-55

Largest Margin of Defeat, Home

15 9/29/15, Eastern Conference Finals (Game Three)
Liberty defeated by Indiana, 66-51

Largest Margin of Defeat, Road

18 8/16/02, Eastern Conference Semifinals (Game One)
Liberty defeated at Indiana, 73-55



1879-1889: 26th Street and Madison Avenue

BEGINNINGS

The current Garden - located between 31st and 33rd Streets and Seventh and Eighth Avenues on Manhattan's West Side - is the fourth building (third site) to be named Madison Square Garden.

Garden I was located at Madison Square: 26th Street and Madison Avenue. It was originally opened in 1874 (at a cost of \$35,000) by the legendary P.T. Barnum as "Barnum's Monster Classical and Geological Hippodrome." However, it was soon renamed "Gilmore's Garden" when the lease was auctioned off to bandmaster Patrick S. Gilmore (the term "Garden" was used often during this period to denote a place of public gathering and entertainment).

The building, which had 28-foot walls without a roof, hosted a varied schedule of social and fraternal meetings, flower shows and commercial exhibitions. When Gilmore's lease expired in 1878, it was picked up briefly by W. M. Tison. The following year, William Vanderbilt of the New York Central Railroad assumed control of the facility and officially renamed it "Madison Square Garden" on May 31, 1879. Featuring a sports and entertainment program that stressed such events as boxing and the National Horse Show, Garden I stood until its demolition in 1889.

Garden II was constructed on the site of Garden I, opening on Jun. 16, 1890 at a cost of \$1.5 million. It contained an 8,000-seat main arena, 1,500-seat concert hall, 1,200-seat theatre and the world's largest indoor swimming pool. The Spanish Renaissance-style structure was topped by its most famous feature: a 32-story tower and roof garden atop which stood Augustus Saint-Gauden's gold statue of Diana, Goddess of the Hunt.

Stanford White, the renowned architect who designed Garden II, also figured in its most famous - and infamous - event. On the night of Jun. 25, 1906, White was gunned down in the Garden's rooftop garden by Pittsburgh millionaire Harry Thaw, allegedly in revenge for White's long-standing affair with Thaw's wife, showgirl Evelyn Nesbit. The White-Thaw-Nesbit love triangle was ultimately immortalized in the 1955 film *The Girl in the Red Velvet Swing* - starring Ray Milland as White and Joan Collins as Nesbit - and in the recent best-seller *American Eve* by Paula Uruburu (Riverhead Books, 2008). Nesbit died in obscurity in California at age 81 in 1967.

Garden II hosted a sporting card heavy with boxing, wrestling, six-day bicycle races and horse shows, along with national events such as the 1924 Democratic National Convention, a marathon that lasted through 16 days and 103 ballots. Movie buffs will recall that in Orson Welles' 1941 classic *Citizen Kane*, Charles Foster Kane's acceptance of the 1916 New York gubernatorial nomination takes place at Garden II (although, obviously, it wasn't actually filmed there).

Garden II closed with a boxing card on May 5, 1925, followed by a mournful eulogy by ring announcer Joe Humphreys: "Farewell to thee, o temple of fistiana. Farewell to thee, o sweet Miss Diana...". The New York Life Insurance Building (51 Madison Avenue) occupies the former site of Gardens I and II, while Diana found a new home at the Philadelphia Museum of Art.

Garden III - the "Old Garden" was built in just 249 days at 49th Street and Eighth Avenue under the watchful eyes of promoter Tex Rickard and architect Thomas Lamb. The fabled 18,000-seat arena, built at a cost of \$5.6 million, opened with a six-day bicycle race on Nov. 24, 1925, and for 43 years was America's premier sports and entertainment showplace. Ironically, Rickard did not live to see the blossoming of Garden III, suffering a fatal appendicitis attack on Jan. 6, 1929.

Anyone who ever set foot in the Old Garden remembers its unforgettable atmosphere...the sky-high balcony...the haze from decades of cigarette smoke...the main lobby, a schmoozer's paradise...the marquee...G.O. Cards...the organ (played first by Gladys Goodding, later by Virginia Thomas)...the unmistakable voice of John Condon...the Nedick's and Adam Hats stores that flanked the main entrance...

Sports - especially hockey, basketball, boxing and track - would be the lifeblood of the Old Garden. But it also hosted entertainment extravaganzas ranging from the Ringling Bros. and Barnum & Bailey Circus and the Gene Autry Rodeo to star-studded spectacles like Mike Todd's 1957 anniversary party for his film *Around the World in 80 Days* and President John F. Kennedy's May 19, 1962 birthday party which featured Marilyn Monroe's breathless version of "Happy Birthday." On the screen, the Garden provided the inspiration, and title, for the 1932 Paramount epic *Madison Square Garden*, starring Jack Oakie and ZaSu Pitts, as well as the on-location backdrop for the harrowing final reel of John Frankenheimer's 1962 classic *The Manchurian Candidate*.

The first NHL team to play at Garden III was the New York Americans, who rented the building for the 1925-26 season. The Rangers played their first regular-season NHL game there on Nov. 16, 1926, beating the Montreal Maroons 1-0. In the 42 years the Rangers played on 49th Street, they would win three Stanley Cup championships (1928, 1933 and 1940) and develop a host of Hall of Famers, including Bill Cook, Frank Boucher, Ching Johnson, Babe Pratt, Neil Colville, Chuck Rayner, Andy Bathgate, Harry Howell, Gump Worsley, Rod Gilbert, Jean Ratelle and Eddie Giacomin.



1890-1925: 26th St. and Madison Avenue.

The Rangers played their final game at the Old Garden on the afternoon of Feb. 11, 1968; a 3-3 tie with Detroit. The last event ever was the Westminster Dog Show, over Feb. 12-13, 1968. After the Old Garden was demolished, the site was used for years as a Kinney parking lot. The Worldwide Plaza office/apartment complex, which opened in 1989, now occupies the site.

GARDEN IV

On Nov. 3, 1960, Garden president Irving Mitchell Felt announced plans for a new Madison Square Garden - Garden IV - to eventually be built at 33rd Street between Seventh and Eighth Avenues, atop Pennsylvania Station.

Prospective sites for a New Garden had been discussed throughout the mid- and late-'50s, especially the area at Columbus Circle which would eventually house the New York Coliseum and, ultimately, the Time Warner Center.

Then the Garden Corporation obtained the coveted "air rights" above Penn Station from the Pennsylvania Railroad in 1961. The Railroad had entertained the idea of selling Penn Station's air rights as far back as 1951, when faced with a \$72 million deficit. In 1955, Railroad president James Symes and famed real estate developer William Zeckendorf signed an agreement to option the Station's air rights for an industrial-commercial "Palace of Progress", with a new, renovated Penn Station below street level. When the project fell through, the Railroad sold the air rights to the Garden Corporation. Above-ground demolition of Penn Station began on Oct. 28, 1963, with new concrete poured starting on May 1, 1964.

Garden IV opened as a glittering sports and entertainment showplace, with its distinctive circular, cable-suspended roof above the 19,000-seat arena, its 5,000-seat Felt Forum, 48-lane Bowling Center, 500-seat cinema, Hall of Fame Club, National Art Museum of Sport, 50,000-square foot Exposition Rotunda and 29-story office building (Two Penn Plaza) attached by a pedestrian mall.

The first element of the New Garden complex to open its doors was the Bowling Center, on Oct. 30, 1967. On Nov. 26, 1967, the Felt Forum opened with a performance of the Welsh and Scots Guards.

The "New Garden" itself officially opened on Feb. 11, 1968, when Bob Hope and Bing Crosby hosted "The Night of the Century," a star-studded salute to the USO. One week later - Feb. 18, 1968 - the Rangers played their first game in their new home, a 3-1 victory over a Philadelphia Flyers team that had entered the NHL that season in what signaled the end of the NHL's Original Six era.

ODDS 'N ENDS

- Cost for design and construction of the present Garden was \$43 million.
- Garden IV was built by Turner Construction and the Del E. Webb Corporation. The building was designed by Charles Luckman, the fabled entrepreneur and architect who died in 1999. Luckman also designed the Great Western Forum, the Los Angeles Convention Center, CBS Television City, the Prudential Center in Boston and the Johnson Space Center in Houston.
- The Garden arena is 425 feet in diameter, 13 stories high, and occupies 820,000-square feet of real estate.
- Each of the four entrance/exit towers is over 100 feet high and contains at least 10 escalators.
- Seating capacity for Rangers hockey is 18,200.

THROUGH THE YEARS


A look at the improvements/enhancements at Garden IV over the years:

1972: Garden IV becomes the first New York sports venue to install luxury boxes, formally named "Hall of Fame Lounges." The original deck of 11 luxury suites - each measuring 23x15 feet and accommodating 10 people - is installed above the mezzanine level on the 33rd Street side. Due to the ongoing luxury suite construction, basketball broadcast locations are moved to courtside and directly above center-court exit tunnels. Previously, they had been located in a two-level booth suspended from the roof.

1977: Original end zone scoreboards replaced by new 36-foot long scoreboards in each end zone, and smaller auxiliary boards on the facing of the mezzanine at center court. New boards feature tenth-of-a-second timing capabilities and black-and-white animated matrix boards.

1989-91: Over a three-year span, the Garden complex undergoes its most extensive renovation to date, a multi-million dollar effort in which:

- Each of the original red, orange, yellow, green and blue seats is removed and replaced. Primary color scheme is now purple and teal.
- Existing scoreboards are replaced by a computerized, state-of-the-art system that features the eight-sided Center Display Board (37 feet wide at the top, 34 feet wide at the bottom), complete with "GardenVision" color replay screens and multi-colored end zone boards, by White Way Company of Chicago. It is the first eight-sided scoreboard in a major U.S. arena. Original Garden sound system is also completely overhauled, including the replacement of the original center-hung "sound cluster" with four



1925-1968: 49th Street and Eighth Avenue

- separate speaker clusters affixed to the arena ceiling.
- Original Hall of Fame Lounges (luxury boxes) are removed and replaced by a completely new deck of 89 Club Suites that encircles the entire arena, including a double-deck of suites on the 7th Avenue end.
- The Paramount, a state-of-the-art, 5,600-seat theatre, is constructed on the former site of the Felt Forum, now named the Theater at Madison Square Garden. Fronting the main entrance is the Garden Walk of Fame, which opens in 1992.
- Two dining facilities - The Club Restaurant and the Play-By-Play sports bar and restaurant - are constructed on the former site of the Bowling Center and the Hall of Fame Club.
- Garden exterior renovated, including the installations of animated color matrix boards above the Seventh Avenue entrance to Penn Station and the Eighth Avenue facade.
- Upgrades and improvements in other areas of the Garden, including concession stands (and all-new Food Courts), locker rooms, press room, box office, Garden Team Store and broadcast facilities.



1995: Knicks and Rangers locker room areas are further renovated and expanded, including increased player/locker space, expanded training and X-ray facilities and individual offices for all coaches.

2000: Ongoing improvement program in the new century features "GardenVision" upgraded to HD format, making it the first indoor arena to feature HD playback.

2007: LED and Matrix center scoreboard and side out-of-town boards installed.



AND A NEW ERA DAWNS...

In fall 2013 the three-year, historic Transformation of Madison Square Garden will be completed, providing a significantly enhanced experience for customers, athletes, entertainers, suite holders and marketing partners, from the first row to the last. The project involves over 2.6 million man hours of union labor, the equivalent of at least 1,300 full-time jobs, creating as many as 3,700 union construction jobs. It will also restore The Garden's iconic ceiling and pay homage to the building's storied history. The project's architect is Brisbin Brook Beynon, Construction Manager is Turner and Project Manager is JLL.

Extensive research and focus groups were conducted and the feedback was used to develop the plans for the Transformation. The transformed Garden is expected to attract even more high profile sports and entertainment events, major concerts and awards shows, as well as provide new and unique opportunities for marketing partners to drive their business objectives – JPMorgan Chase has become The Madison Square Garden Company's first ever Marquee Partner and Anheuser-Busch, Coca-Cola, Delta Air Lines, Kia Motors and Lexis have signed on as Signature Partners. Some of the many major upgrades that fans will experience, include:

- Beautiful new Chase Square 7th Avenue entrance, which will be nearly double the previous size and feature interactive kiosks, retail, climate controlled space, and broadcast studio
- Public concourses doubling and tripling in size, some with spectacular city views
- New first-class food and beverage options available throughout the building featuring some of the best chefs and restaurants of New York
- Larger, more comfortable seats
- Improved upper bowl sightlines that puts patrons seven to 10 feet, or three rows, closer to the action
- Two new Chase Bridges that will provide one-of-a-kind views of the arena floor and offer a unique perspective for fans
- State-of-the-art lighting, sound and LED video systems in HD, and new fiber-optic cabling throughout the building
- New dressing rooms, locker rooms, green rooms, and production offices
- 50% more restroom facilities and 60% more food and beverage points of sale
- Corporate offerings: 58 Madison Level Suites that will be 40% larger and half the distance to the events and includes seats in the arena bowl, 20 Event Level Suites that offer a lounge/entertaining atmosphere and the best seats in the house, and 18 remodeled 9th level Signature Suites. There will also be several new all-inclusive club

spaces, the 1879 Club presented by J.P. Morgan, the Delta Sky360 Club on the event level, and the Madison Club presented by Foxwoodson the 7th floor of the Arena.

Phase I of the Garden Transformation debuted for the 2011-12 season and included:

- New Lower Bowl seating area with larger, more comfortable seats
- Expanded Madison Concourse (6th floor) with city views, more restrooms, additional retail locations and enhanced concession stands with new menus featuring Coca-Cola products and MSG Signature Collection's exclusive food items from leading chefs Jean-Georges Vongerichten and Andrew Carmellini, renowned restaurateur Drew Nieporent and Aquagrill's chef and owner Jeremy Marshall, along with offerings from Carnegie Deli and Hill Country Barbeque
- 20 new Event Level Suites offering a sophisticated atmosphere for entertaining and prime seating
- New Delta Sky360 Club offering exclusive dining options and views of athletes entering and exiting the locker room area
- New 1879 Club Presented by J.P. Morgan, a prestigious club featuring exclusive dining options, luxury amenities and the best seats in the house
- Open areas on the 8th floor concourse and new West Balcony (10th floor), which provide fans with direct views into the Arena bowl, as well as new seating, walkways and concession stands
- New Knicks and Rangers locker rooms and star dressing rooms

"New York is not a city. It is a set of cities, dozens of them, divided by caste, class, taste and blood. Most of us are welcome in a few of these cities, barred from others by tradition, or fear, or indifference, or income. But all of us hold safe conduct passes to The Garden. It is a center of experience for the same reason New York is: nothing is out of place there. Walk through a neighborhood of New York and you will find people who would never dream of setting foot in Carnegie Hall, the Empire State Building, the Fillmore East, Sunnyside Gardens, The Four Seasons, or the Bronx Zoo. Madison Square Garden is alien to none of us."

- Jeff Greenfield, 1974

Phase II of the Transformation debuted for the 2012-13 season and included:

- New Upper Bowl seating area with more comfortable seats and significantly improved sightlines moving fans seven to 10 feet or three rows closer to the action
- Expanded Garden Concourse (8th floor) with city views, more restrooms, additional retail locations and enhanced concession stands with new menus featuring Coca-Cola products and MSG Signature Collection food options
- New Lexus Madison Suite Level that features 58 suites that are larger, feature bowl seating, and are 50% closer to the action than before
- New all-inclusive Madison Club presented by Foxwoods with seating in the Arena and exclusive club space available for corporations and individuals looking to entertain at Knicks and Rangers games as well as other sports events at the Arena
- Return of the beloved Blue Seats (9th floor)
- Homage to The Garden's storied history on the Madison Concourse with new "Garden 366" and "Defining Moments" exhibits

Phase III marked the completion of the Transformation, debuting for the 2013-14 season and included:

- New Chase Square 7th Avenue entrance nearly double in size, featuring new interactive zones, retail locations, box office and a broadcast location
- Two spectacular new Chase Bridges that will be suspended above the ice for a one-of-a-kind view of the action
- New EIGHTEEN/76 Balcony (10th floor) offering a selection of new food and beverage options and a unique social gathering space with direct views into the Arena bowl
- New state-of-the-art GardenVision center-hung scoreboard
- New Signature Suite Level (9th floor) featuring 18 completely remodeled suites with "center stage" views for concerts
- Restoration of the iconic Garden ceiling





The Garden of Dreams Foundation is a non-profit organization that works with The Madison Square Garden Company and MSG Networks Inc. to positively impact the lives of children facing obstacles. The Foundation works with 25 partner organizations throughout the tri-state area, including hospitals, wish organizations and community-based organizations, to reach children who are facing challenges such as homelessness, extreme poverty, illness and foster care.

Since it began in 2006, Garden of Dreams has used the magic of the Rangers, Knicks, Liberty and MSG Entertainment, as well as MSG Network and MSG+, to brighten the lives of more than 300,000 children and their families. The Foundation takes pride in its commitment to truly change lives, hosting more than 500 events and programs each year.

In addition, through its Garden of Dreams Giving program, the Foundation helps its partner organizations meet the critical needs of the children they serve, including through direct support of scholarships and tangible, targeted community projects.





MSG has been providing thrills for New York-area sports fans for over four decades. MSG's historic first telecast was on October 15, 1969 with the New York Rangers' home opener against the Minnesota North Stars to 18,000 cable television subscribers in lower Manhattan. Today, the network is available in over 11 million homes in the broader New York region and across the nation.

Since its inception, MSG has prided itself on being a leader in the sports television industry by staying on the cutting edge of sports technology. In 1998, MSG became the first regular provider of sporting events in high definition (HD) and in 2010 MSG delivered the world's first hockey game in 3D. As the exclusive local television home of the New York Knicks, New York Rangers, New Jersey Devils, New York Islanders, Buffalo Sabres, New York Liberty and New York Red Bulls, MSG Networks, which includes MSG and MSG+, telecasts nearly 700 live professional games per year. MSG Networks also telecasts 150 live college basketball games and 50 live college football games from top national conferences (SEC, Pac 12, Big 12), as well as other award-winning original programming. MSG Networks recently earned 16 New York Emmy Awards, including 14 for MSG – tops in the New York region for the third year in a row – and two for MSG+. Over the past five years, MSG Networks has totaled 77 New York Emmy Awards, including 69 for MSG – also the most of any New York station or network in that time – and eight for MSG+.

Mike Crispino – Play-by-Play

A seasoned sports host and play-by-play broadcaster, Mike will handle play-by-play duties this season for Liberty telecasts. A member of the MSG family since 1992, Crispino has handled a multitude of roles, and this past season delivered the play-by-play for select Knicks and Rangers telecasts. He also serves as the play-by-play announcer for the St. John's Men's Basketball team on ESPN 1050.

Ros Gold-Onwude – Analyst

Ros Gold-Onwude joins the Liberty as an analyst for televised games on MSG Network. A native New Yorker, Ros left Queens to head out west to attend Stanford University for both her undergrad and graduate work as well as play for the women's basketball team. As a member of the team, Ros played in three Final Fours and was named PAC-10 Defensive Player Of The Year her senior year. Since graduating in 2010, Ros has begun a career in broadcasting working with CBSN, ESPN, Fox Sports, The PAC-12, Stanford Athletics, and the S.F. 49ers, and the Golden State Warriors.

Julianne Viani – Analyst

Julianne Viani is in her second season as an analyst for MSG Network. A graduate of Marist University, where she helped led the Red Foxes to a Sweet 16 berth, Viani has extensive experience as a color analyst across several media platforms. In addition to her work for MSG, Viani just finished her first season calling women's college basketball for the Pac-12 Network, and is in her fifth season working as an analyst for ESPN broadcasts, and fourth with the CBS Sports Network.





20TH