

# INDIANA FEVER

## 2016 MEDIA INFORMATION



WATCH ME  
**WORK**



**20TH**

2015 EASTERN CONFERENCE CHAMPIONS

JANUARY

JOHNSON CATCHINGS

LARKINS

COLEMAN



TAMIKA CATCHINGS' FINAL SEASON  
**#24FOREVER**



SINCE 2005: WNBA-RECORD 11 STRAIGHT PLAYOFF BERTHS, 8-TIME EAST FINALIST, 3-TIME WNBA FINALIST, 2012 WNBA CHAMPION





# FUN YOU LIKE WHERE YOU LIVE!



You can be a spectator or a participant with IndyStar's Things to Do app. We bring you the best local sports, outdoor fun and great family fun Indy has to offer. It's the fun you want, where you live.

**Download** the IndyStar Things to Do app today!

# INDYSTAR



# TABLE OF CONTENTS

<b>INTRODUCTION ..... 1-8</b>	<b>2015 YEAR IN REVIEW ..... 45-53</b>	<b>FRANCHISE HISTORY ..... 87-128</b>
Quick Facts ..... 1	Record Breakdown ..... 46	Great Dates In Franchise History ..... 88-96
2016 Indiana Fever Schedule & Roster ..... 2-3	Day-by-Day Results ..... 47	Draft History ..... 97
Bankers Life Fieldhouse ..... 4-5	Final Statistics ..... 48-49	Annual Statistics & Results (2000-2014) ..... 98-112
Welcome to Indianapolis ..... 6	Season Highs ..... 50	All-Time Roster ..... 113-126
Finish Line Jersey Partnership ..... 7	Team & Individual Superlatives ..... 51	Honor Roll ..... 127-128
Media Information ..... 8	Top Performances & Tendencies ..... 52	
	Fever & Opponents Team Statistics ..... 53	
<b>FEVER FRONT OFFICE ..... 9-14</b>	<b>REGULAR SEASON RECORDS ..... 55-72</b>	
PS&E Owner and Chief Executives ..... 10-11	Annual Team Statistics and Coaching Records ..... 56	
President & General Manager Kelly Krauskopf ..... 12	Attendance and Annual Statistical Leaders ..... 57	
PS&E Senior Management & VPs ..... 13	Fever vs. WNBA: All-Time Series and Venues ..... 58	
Fever Basketball Corporation ..... 14	Fever Team Records ..... 59-61	
	Fever Individual Records ..... 62-64	
<b>MEET THE FEVER ..... 15-44</b>	Miscellaneous Individual Records ..... 65	
Head Coach Stephanie White ..... 16	Fever Rookie Records ..... 66	
Coaching Staff ..... 17-18	Fever Top Scoring Performances ..... 67	
Natalie Achonwa ..... 19-20	Fever Double-Double Performances ..... 68	
Tamika Catchings ..... 21-25	Opponent Team Records ..... 69-70	
Marissa Coleman ..... 26-27	Opponent Individual Records ..... 70	
Briann January ..... 28-29	Opponent Top Scoring Performances ..... 71	
Shenise Johnson ..... 30-31	Opponent Double-Double Performances ..... 72	
Lynetta Kizer ..... 32-33		
Erlana Larkins ..... 34-35	<b>PLAYOFF HISTORY AND RECORDS ..... 73-86</b>	
Maggie Lucas ..... 36-37	Playoffs Summary, Annual Team Statistics	
Tiffany Mitchell ..... 38	and Seeding ..... 74	
Brene Moseley ..... 39	Playoffs Attendance Records ..... 75	
Devereaux Peters ..... 40-41	All-Time Playoff Results ..... 76-77	
Jeanette Pohlen ..... 42-43	Fever Team Playoff Records ..... 78-80	
Erica Wheeler ..... 44	Fever Individual Playoff Records ..... 81-83	
	Fever Top Scorers & Double-Doubles ..... 84	
	Opponent Top Scorers & Double-Doubles ..... 85	
	Opponent Single-Game Playoff Records ..... 86	

All WNBA and team insignia depicted in this publication are the property of WNBA Enterprises, LLC., and the respective teams and may not be reproduced for commercial purposes without the prior written consent of WNBA Enterprises, LLC. The information contained in this publication was compiled by the Indiana Fever and is provided as a courtesy to our fans and the press and may be used only for personal or editorial purposes. Any commercial use of this information is prohibited without the prior written consent of the Indiana Fever.

WRITTEN BY:  
David Benner, Wes Kaminski and Kevin Messenger

EDITED BY:  
Wes Kaminski, Karlie Kinneer and Kevin Messenger

PHOTOS:  
Frank McGrath and Jessica Hoffman, Pacers Sports & Entertainment; Ron Hoskins, NBAE/Getty Images; Indianapolis Convention & Visitors Association



## FRANCHISE QUICK FACTS

### ADDRESS

125 S. Pennsylvania Street  
Indianapolis, Ind. 46204  
Tel: (317) 917-2500  
Fax: (317) 917-2799



### FAN INFORMATION

Ticket Information ..... (317) 917-2500  
Single-Game Ticket Information ..... (877) WNBA TIX  
Website ..... FeverBasketball.com  
Facebook ..... Facebook.com/IndianaFever  
Twitter ..... @IndianaFever  
Instagram ..... @IndianaFever

### QUICK FACTS

Conference ..... Eastern  
Arena ..... Bankers Life Fieldhouse (9,210 WNBA | 18,165 NBA)  
Colors ..... Blue (PMS 282), Red (PMS 186), Gold (PMS 123)  
TV ..... FOX Sports Indiana, WISH-TV and MyIndy-TV 23 (WNDY)  
Broadcasters ..... Chris Denari, Debbie Antonelli, Pat Boylan, Tully Bevilaqua

### TEAM HISTORY

Franchise Evolution ..... Indiana Fever, 2000 to present  
Franchise Record ..... 284-254 (.528)  
Franchise Playoffs Record ..... 35-32 (.522)  
WNBA Titles ..... 1 (2012)

### 2015 RECAP

Record ..... 20-14  
vs. Eastern Conference ..... 13-9  
Home ..... 11-6  
Road ..... 9-8  
Regular Season Finish ..... 3rd in East  
Playoffs ..... Eastern Conference Champions, WNBA Finals  
..... defeated Chicago, 2-1; defeated New York, 2-1; lost to Minnesota, 3-2

## 2016 SCHEDULE

## REGULAR SEASON

MAY	OPPONENT	TIME (ET)	TV	WEBCAST
Sat. 14	Dallas	6:00 p.m.		FeverBasketball.com
Wed. 18	Phoenix	7:00 p.m.		FeverBasketball.com
Fri. 20	Atlanta	7:00 p.m.	FSI	FeverBasketball.com, FOX Sports GO
Fri. 27 at	Minnesota	8:00 p.m.		FeverBasketball.com
Sun. 29 at	Atlanta	3:00 p.m.	NBATV	FeverBasketball.com

JUNE	OPPONENT	TIME (ET)	TV	WEBCAST
Wed. 1	Seattle	7:00 p.m.	FSI	FeverBasketball.com, FOX Sports GO
Fri. 3 at	New York	7:30 p.m.	MyINDY-TV 23	FeverBasketball.com
Sun. 5 at	Connecticut	3:00 p.m.		FeverBasketball.com
Fri. 10	Chicago	7:00 p.m.	MyINDY-TV 23	FeverBasketball.com
Sun. 12	Seattle	6:00 p.m.	FSI/NBATV	FeverBasketball.com, FOX Sports GO
Tue. 14 at	Minnesota	8:00 p.m.	ESPN2	ESPN3.com
Fri. 17 at	San Antonio	8:00 p.m.		FeverBasketball.com
Sun. 19	New York	2:00 p.m.	MyINDY-TV 23/NBATV	FeverBasketball.com
Wed. 22 at	Washington	7:00 p.m.	MyINDY-TV 23	FeverBasketball.com
Sat. 25 at	Dallas	8:30 p.m.	FSI/NBATV	FeverBasketball.com, FOX Sports GO
Wed. 29 at	Chicago	12:30 p.m.		FeverBasketball.com

JULY	OPPONENT	TIME (ET)	TV	WEBCAST
Fri. 1	San Antonio	7:00 p.m.	FSI	FeverBasketball.com, FOX Sports GO
Wed. 6 at	Los Angeles	10:30 p.m.		FeverBasketball.com
Fri. 8 at	Phoenix	10:00 p.m.		FeverBasketball.com
Sun. 10 at	Seattle	7:00 p.m.		FeverBasketball.com
Wed. 13	Connecticut	12:00 p.m.		FeverBasketball.com
Fri. 15	Atlanta	7:00 p.m.	MyINDY-TV 23	FeverBasketball.com
Tue. 19	Los Angeles	8:00 p.m.	ESPN2	ESPN3.com
Thu. 21 at	New York	11:00 a.m.	NBATV	FeverBasketball.com

*Break for 2016 Olympics in Rio de Janeiro, Brazil*

AUGUST	OPPONENT	TIME (ET)	TV	WEBCAST
Sat. 27	Washington	7:00 p.m.	FSI/NBATV	FeverBasketball.com, FOX Sports GO
Tue. 30	Phoenix	7:00 p.m.	WISH-TV/NBATV	FeverBasketball.com

SEPTEMBER	OPPONENT	TIME (ET)	TV	WEBCAST
Thu. 1	New York	7:00 p.m.	FSI/NBATV	FeverBasketball.com, FOX Sports GO
Sun. 4 at	Los Angeles	7:00 p.m.		FeverBasketball.com
Tue. 6 at	San Antonio	8:00 p.m.		FeverBasketball.com
Fri. 9	Chicago	7:00 p.m.	FSI	FeverBasketball.com, FOX Sports GO
Sun. 11 at	Washington	4:00 p.m.		FeverBasketball.com
Tue. 13 at	Connecticut	7:00 p.m.		FeverBasketball.com
Fri. 16	Minnesota	7:00 p.m.	MyINDY-TV 23/NBATV	FeverBasketball.com
Sun. 18	Dallas	4:00 p.m.	ESPN2	ESPN3.com

All times are ET | Times are subject to change

For season or group ticket information, call (317) 917-2528.

- Select games are telecast on ESPN2 (national TV), FOX Sports Indiana (regional TV) and WISH/WNDY (local TV). Additional games air nationally on NBATV (schedule TBD).
- A live streaming webcast is available for all games on FeverBasketball.com, FOX Sports GO or ESPN3.com.
- FeverBasketball.com webcasts during games televised on FOX Sports Indiana may not be available in local market areas due to blackout restrictions.

## 2016 INDIANA FEVER ROSTER

### ALPHABETICAL ROSTER

NO	PLAYER	POS	HT	WT	BIRTHDATE	SCHOOL 'YR	WNBA YRS	PRONUNCIATION
11	Natalie Achonwa	C	6-4	183	11/22/1992	Notre Dame '14	1	Natalie ACHONWA – uh-CHON-wuh
24	Tamika Catchings	F	6-1	167	07/21/1979	Tennessee '01	15	TAMIKA Catchings – tuh-MEE-kuh
25	Marissa Coleman	G-F	6-1	160	01/04/1987	Maryland '09	7	
20	Briann January	G	5-8	144	01/11/1987	Arizona State '09	7	BRIANN January – bree-ON
42	Shenise Johnson	G	5-11	172	12/08/1990	Miami '12	4	SHENISE Johnson – shuh-NIECE
12	Lynetta Kizer	F	6-4	230	04/04/1990	Maryland '12	4	
2	Erlana Larkins	F	6-1	205	04/02/1986	North Carolina '08	6	ERLANA Larkins – er-LANE-uh
33	Maggie Lucas	G	5-10	152	11/29/1991	Penn State '14	2	
3	Tiffany Mitchell	G	5-9	152	09/23/1994	South Carolina '16	R	
30	Brene Moseley	G	5-7	120	11/25/1993	Maryland '16	R	BRENE Moseley - bruh-NAY (like Rene)
14	Devereaux Peters	F	6-2	174	10/08/1989	Notre Dame '12	4	DEVEREAUX Peters – DEV-er-oh
32	Jeanette Pohlen	G	6-0	171	05/02/1989	Stanford '11	4	Jeanette POHLEN – PO-lin
17	Erica Wheeler	G	5-7	143	05/02/1991	Rutgers '13	1	

### NUMERICAL ROSTER

NO	PLAYER	POS	HT	WT	BIRTHDATE	SCHOOL 'YR	WNBA YRS	PRONUNCIATION
2	Erlana Larkins	F	6-1	205	04/02/1986	North Carolina '08	6	ERLANA Larkins – er-LANE-uh
3	Tiffany Mitchell	G	5-9	152	09/23/1994	South Carolina '16	R	
11	Natalie Achonwa	C	6-4	183	11/22/1992	Notre Dame '14	1	Natalie ACHONWA – uh-CHON-wuh
12	Lynetta Kizer	F	6-4	230	04/04/1990	Maryland '12	4	
14	Devereaux Peters	F	6-2	174	10/08/1989	Notre Dame '12	4	DEVEREAUX Peters – DEV-er-oh
17	Erica Wheeler	G	5-7	143	05/02/1991	Rutgers '13	1	
20	Briann January	G	5-8	144	01/11/1987	Arizona State '09	7	BRIANN January – bree-ON
24	Tamika Catchings	F	6-1	167	07/21/1979	Tennessee '01	15	TAMIKA Catchings – tuh-MEE-kuh
25	Marissa Coleman	G-F	6-1	160	01/04/1987	Maryland '09	7	
30	Brene Moseley	G	5-7	120	11/25/1993	Maryland '16	R	BRENE Moseley - bruh-NAY (like Rene)
32	Jeanette Pohlen	G	6-0	171	05/02/1989	Stanford '11	4	Jeanette POHLEN – PO-lin
33	Maggie Lucas	G	5-10	152	11/29/1991	Penn State '14	2	
42	Shenise Johnson	G	5-11	172	12/08/1990	Miami '12	4	SHENISE Johnson – shuh-NIECE

**HEAD COACH:** Stephanie White, Purdue '99

**ASSISTANT COACH:** Steven Key, Boston U. '90

**ASSISTANT COACH:** Gary Kloppenburg, UC San Diego '81

**ATHLETIC TRAINER:** Todd Champlin, Daemen College '82

**STRENGTH & CONDITIONING COACH:** David Williams, Central Florida '10

**PLAYER DEVELOPMENT COACH:** Carlos Knox, IUPUI '98

**VIDEO COORDINATOR:** Lindsay Davis, Iowa '07

**BASKETBALL & OPERATIONS COORDINATOR:** Desmyn Bryant, Indiana '14



## BANKERS LIFE FIELDHOUSE

With 750,000 square feet and 18,165 seats, this is a fairly new house that is, remarkably, in just its 15th year, an old home.

Bankers Life Fieldhouse, opened Nov. 6, 1999, when the Indiana Pacers hosted the Boston Celtics, is a step into the future while taking a walk back into history. It's big, yet comfortable. It has all the modern appliances, yet there's that favorite old picture on the wall. It is a building that is unique in today's sports society because the extra effort was made to make it that way. In other words, if you have a religion, you must build the appropriate cathedral.

In Indiana, basketball is religion. Bankers Life Fieldhouse is a cathedral. That's why the home of the Indiana Pacers and Indiana Fever is unique.

"We wanted this building to have a kind of special feeling to it, that when people came into it they felt part of the tradition that the building is for," said Donnie Walsh, then the Pacers Sports & Entertainment CEO & President who was instrumental in the Fieldhouse becoming a reality. "I think this is a pure basketball arena that reflects the game itself and the roots of the game."

Ground was broken on July 22, 1997 on the \$183 million multi-purpose facility and while there were blueprints, a scale model and dreams, it was hard for anyone at the time to fathom what would evolve. But what has risen 14 stories into the Indianapolis skyline is a fit perfect for the city, the state, the game of basketball at any level and the various events a facility of this type would host.

"There are so many features that make it one-of-a-kind," said Tom Proebstle, Project Designer for Ellerbe Beckett, the Fieldhouse design firm. "The most obvious feature is the two huge glass curtain walls facing east and west that mark the beginning of an incredible architectural promenade as you are approaching downtown on the highway and see the lit-up glass set against the Indianapolis skyline. No other arena in the world can claim this. I'm sure it will be copied many times over."

That's the view from the outside. Inside, the unique look and feel of Bankers Life Fieldhouse takes over. The Indiana University Health Entry Pavilion is a vast gathering place that funnels fans to the Grand Staircase. As patrons make their way up the staircase, their view takes them to their first look at the seating bowl (another unique feature) or to large memorabilia cases on each side of the entrance to the Fieldhouse seating bowl.

From there, no matter which direction one takes, it's a nostalgic look. From the signage, to the concession stands, to the sponsor pavilions, to the bathrooms, to the one-of-a-kind Practice Court, to the light fixtures, to the scoreboard, Bankers Life Fieldhouse is unique, distinct and, as Pacers' great Reggie Miller described, "Unbelievable. Absolutely unbelievable. Far beyond my expectations."

Bankers Life Fieldhouse has suites (69), club seats (2,400) and state-of-the-art amenities. But it has a look and feel unlike any other indoor facility.

This unique feel has brought many comparisons and compliments to Bankers Life Fieldhouse. The USA Today calls the Fieldhouse "A Cathedral to Basketball" and Amusement Business Magazine refers to Bankers Life Fieldhouse as "The Camden Yards of



Basketball." NBC's Bob Costas said Bankers Life Fieldhouse "is winning raves all around the league, many think it's the best building in the NBA."

A 2006 survey by the Sports Business Journal ranked Bankers Life Fieldhouse as the No. 1 venue in the NBA. An informal ranking in the Orange County Register, in 2008, echoed the same rating.

In addition to hosting the Indiana Pacers and Fever, the Fieldhouse has hosted major boxing events and visits from Pavarotti, Bill Cosby, Bruce Springsteen, Elton John and Billy Joel, Bob Seger, George Strait & Reba McEntire, The Boston Pops, John Mellencamp, Paul McCartney, Tim McGraw & Faith Hill, The Dixie Chicks, NSync, AC/DC, Britney Spears, Carrie Underwood, Crosby Stills, Nash & Young, Kid Rock, U2, Hannah Montana, Disney On Ice and

Dancing With The Stars. It has also played host to the 2002 FIBA World Basketball Championships, the 2004 FINA World Short Course Swimming Championships and the United States Gymnastics Championships. In April 2011 and 2016, it played host to the NCAA Women's Final Four, and will welcome the NCAA men's regional basketball tournament in 2017. In 2012 the Fieldhouse provided a border to the east side of the Super Bowl Village for Super Bowl XLVI. It has been a nearly annual host of the Big Ten Conference men's and women's basketball tournaments, and a gathering point for the National FFA Convention – the nation's largest annual youth gathering.

Additionally, Bankers Life Fieldhouse has been cited for its compliance and exceeding of ADA (Americans with Disabilities Act) requirements.



*Bankers Life Fieldhouse was the host site of the 2011 and 2016 NCAA Women's Final Fours, crowning Texas A&M and Connecticut as national champions.*

# BANKERS LIFE FIELDHOUSE

## QUICK FACTS

- Ground breaking was on July 22, 1997.
- Approximately 300,000 cubic yards of dirt were removed from the construction site.
- The world’s largest crane was brought in to install tresses on top of building. The crane was so large it was disassembled before being brought into the structure and reassembled on the ground level once inside the structure.
- Was the first retro-styled facility in the NBA.
- Main Concourse width ranges from 24 to 60 feet.
- 69 luxury suites available for sale and two hospitality suites available for rent.
- Founders Level Suites are 16 rows from courtside seating.
- Approximately five trips around the Main Concourse equal a mile.
- Four main stairwells with approximately 1,014 steps.
- Assisted listening devices available for events as well as sign language interpreters
- Concierge on staff at all events to assist with guest needs
- Heating ducts under plazas melt ice during cold weather
- The ice that is used for hockey takes approximately eight hours to make. (Pipes under the floor are filled with a substance that freezes the floor to approximately 12-15 degrees.)



## ADDITIONAL FACTS AND FIGURES

Owner:	Capital Improvements Board, City of Indianapolis
Construction Managers:	Huber, Hunt & Nichols, Inc./Smoot in conjunction with J. Beard Management Associates
Architect:	Ellerbe Becket Architects & Engineers
Operator:	Pacers Sports & Entertainment
Cost:	\$183 million
Capacity:	18,165 (for basketball)
Acres:	6.2
Square Feet:	750,000
Cubic Feet of Volume:	10,000,000
Limestone:	1,800 pieces totaling 660 tons; 6,500 linear feet
Blocks:	550,000
Bricks:	600,000
Glass:	58,000 square feet, 782 panes
Cable:	38,000 miles
Lights:	8,917
Roof:	14 stories high (approximately 170') (2,600 tons of steel)
Workers to build:	1,200 (approximately 1,461,359 man-hours)
Concession stands:	54 (106 points of sale)
Restrooms:	71 (570 fixtures)
Drinking Fountains:	33
Elevators:	7
Pay Phones:	36 (TDD access on all levels)
ATM Machines:	4
	Star Financial – Indiana University Health Entry Pavilion
	Star Financial – Main Concourse, Section 3
	Old National Bank – Main Concourse, Section 19
	Indiana Members Credit Union – Balcony Level, Section 211
First Aid offices:	3
Box Office windows:	18
Cat Walk:	approximately 148' from Event Level
Main Scoreboard:	Installed in 2012: Rectangular, center-hung design with two 50' by 21' and two 25' by 14' 1080p HD Mitsubishi Electric Diamond Vision 6mm LED video screens
Seat size:	20" on Lower/Balcony Levels; 21" on Krieg DeVault Club Level; 22 in Suites
Naming Rights Partner:	Bankers Life & Casualty Company
Sponsor Pavilions:	5 (Budweiser, Indianapolis Motor Speedway, The Indianapolis Star, Maker's Mark, Indiana University Health)
Level Partners:	2 (First Financial Bank Level; Krieg DeVault Club Level)
The basketball in Home Court:	18' across (each section is 18'x 9'x 6'); 3,860 lbs.; 820 man-hours to construct; 6,870 dimples (hand carved and painted by one man); makes one revolution per minute and rotates at a 22 degree incline; powered by a 1/4 HP motor; constructed out of steel and wrapped with fiberglass



## WELCOME TO INDIANAPOLIS

What's to love about Indianapolis?

Plenty.

There are big-time professional and college sports, led by the NBA Indiana Pacers, the 2012 WNBA champion Indiana Fever and past NFL Super Bowl champion Indianapolis Colts.

There is the world-famous Indianapolis Motor Speedway, home to the world's two largest single-day sporting events (the Indianapolis 500 and the Allstate 400 at the Brickyard). The Speedway's Hall of Fame Museum is a year-round attraction.

There is the city's renowned reputation as an amateur sports capital, serving as home to the National Collegiate Athletic Association (NCAA), four national sports governing bodies, Super Bowl XLVI, NCAA Men's and Women's Final Fours, the Big Ten Men's and Women's Basketball Tournaments, Big Ten Football Championship and numerous regional, national and international championships.


Besides the Indianapolis Motor Speedway, it boasts three of the finest sports venues in the world: Bankers Life Fieldhouse (home to the Pacers and Fever), Lucas Oil Stadium (home to the Colts) and Victory Field (home to the Triple-A Indianapolis Indians), not to mention historic Hinkle Fieldhouse on the campus of Butler University. Just a short walk from the NCAA offices and NCAA Hall of Champions are another pair of world-class venues downtown, on the campus of Indiana University-Purdue University Indianapolis (IUPUI). The IUPUI Natatorium has been a frequent host to U.S. Olympic Trials, and the Michael Carroll Track & Field Stadium is a frequent host of Olympic Trials events and the USA Outdoor Track & Field Championships.

Indy is home to six unique "cultural districts," each bustling with its own distinct flavor, flair and mix of pubs, restaurants, shops, arts and attractions.

Then there is a world-class urban park, White River State Park, with five major attractions within steps of each other. Stroll from the Indianapolis Zoo to the Indiana State Museum to the NCAA Hall of Champions to the Eiteljorg Museum of American Indians and Western Art to the Medal of Honor Winners Memorial. In the summertime, you can also catch a concert performed by renowned recording artists at The Lawn or a baseball game at Victory Field.

White River State Park also serves as the portal to the enchanting Central Canal, an ideal place to walk, jog or ride its one-and-a-half-mile length on a pedal boat or gondola.

The park is just one of 50 major attractions located within Indy's deliberately designed downtown that places dozens of hotels, more than 200 restaurants, shopping (including the 100 stores and shops of Circle Centre mall), cultural attractions and sports venues such as Bankers Life Fieldhouse and Lucas Oil Stadium within a few blocks. Even better, most are connected by the city's system of enclosed skywalks.



Just a short distance from downtown, the Children's Museum of Indianapolis, the world's largest, beckons to the young and young of heart. Nearby is the Indianapolis Museum of Art, which houses one of the largest general collections in the United States.

Other major attractions ring the city, including the delightful Conner Prairie, a living history museum that instantly transports visitors to 19th century Indiana; Traders Point Creamery, an organic farm featuring award-winning dairy products, or the enchanting village of Zionsville.

But as much as there is to love about Indiana's capital city, it's only getting better.

The 63,000-seat Lucas Oil Stadium opened in August 2008. Featuring a retractable roof, this multi-function stadium is not just home to the Colts, but the 2010 and 2015 NCAA Men's Final Fours, Big Ten Football Championship Games since 2011, the 2012 Super Bowl, music competitions, conventions, trade shows and concerts.

The new \$1 billion Weir Cook Terminal also has opened at Indianapolis International Airport. It is the first terminal to be constructed post-9/11 and features state-of-the-art security and convenience.

Recently completed is a complex of four hotel properties known as Marriott Place. The complex, adjacent to White River State Park and the Indiana Convention Center, includes 1,600 rooms and brings to 4,700 rooms (most in the country) connected to a convention center complex.

Also recently completed is Indy's "Cultural Trail." The landscaped trail will link the city's six cultural districts with biking and pedestrian pathways that will feature public art.

Whatever your pleasure – nightlife, museums, sports, music, arts, dining, shopping – it can be found in Indianapolis, all contained in a remarkable package of ease and convenience.

Go to [www.visitindy.com](http://www.visitindy.com) for information, events, contests, hotel deals and podcasts.



## FINISH LINE



Just hours before Indiana hosted Game 3 of the WNBA Finals on Oct. 19, 2012, Pacers Sports & Entertainment and the Indiana Fever announced a marquee partnership with athletic retailer Finish Line that will feature the Finish Line logo on Fever team jerseys beginning in the 2013 season. The Finish Line brand will be integrated into Fever television broadcasts and team merchandise, team advertising and signage at Bankers Life Fieldhouse.

Where the Fever players are shown in uniform, Finish Line will be there too.

The multi-year agreement combines brand awareness with the Fever as well as activation of the Finish Line Ball Kids Program to be executed at all home games for the Fever and Indiana Pacers. Finish Line also will receive in-game advertising as part of the Pacers and Fever radio networks, and web links on FeverBasketball.com and BankersLifeFieldhouse.com.

A multi-year extension was agreed upon in 2015. By the end of its second term, beginning in 2016, the Fever-Finish Line relationship will become the longest-tenured jersey partnership in WNBA history.

"I am proud to partner with the Indiana Fever, one of the premiere women's professional sports teams in America," said Glenn Lyon, chairman and chief executive officer of Finish Line. "We are both teams that show dedication, commitment to our community and passion to be the best."

"Reaching agreement with Finish Line is one of the landmark moments in our franchise history," said Kelly Krauskopf, whose team won the 2012 WNBA championship just two days later. "Finish Line is a widely respected national brand in the athletic retail market. Partnering with such a reputable and prestigious company as Finish Line will enhance our own branding and visibility in the Indiana sports community and abroad."

Consumers in Central Indiana and all 12 WNBA markets will see the Finish Line logo during Fever radio and TV broadcasts as well as the Fever's Live Stream Webcast presented by Finish Line. Visitors to Bankers Life Fieldhouse will see the Finish Line logo aligned with the Fever on banners inside the building as well as on LED, courtside and scoreboard advertising during all Fever home games. A "Race to the Finish Line" scoreboard promotion also will take place during every Fever home game.

One of the most consistently competitive franchises in the WNBA, Indiana's jersey sponsorship became the sixth of its kind in the then-16-year league.

**[Pictured with Fever top executive Kelly Krauskopf are: Glenn Lyon, chairman and CEO of Finish Line; Herb Simon, owner and CEO of Pacers Sports & Entertainment, and Jim Morris, then president of Pacers Sports & Entertainment.]**

# MEDIA INFORMATION AND GUIDELINES

## INDIANA FEVER MEDIA RELATIONS CONTACT INFORMATION

Address.....	125 S. Pennsylvania Street, Indianapolis, Ind. 46204
Kevin Messenger, Fever Media Relations Director .....	(317) 917-2844/office; (317) 286-7255/home; (317) 370-3437/cell; <a href="mailto:kmessenger@pacers.com">kmessenger@pacers.com</a>
Wes Kaminski, Pacers/Fever Media Relations Assistant.....	(317) 917-2853/office; (812) 631-2091/cell; <a href="mailto:wkaminski@pacers.com">wkaminski@pacers.com</a>
Pacers Sports & Entertainment .....	(317) 917-2500
Office FAX machine.....	(317) 917-2799
Press Room.....	(317) 917-2966

### CREREDENTIALS MUST BE VISIBLE AT ALL TIMES.

*All media with access to restricted areas will be required to produce a photo ID, and all bags and equipment will be subject to inspection.*

#### CREREDENTIALS

Seating at Bankers Life Fieldhouse's press tables is restricted to accredited working media representatives. Non-working media will be seated in reserved seat areas when seats are available.

Single-game credentials must be requested no later than noon the day before the game (Friday noon for Sunday games).

You may request credentials by faxing, on company letterhead, to the Fever's Media Relations Department at (317) 917-2799, or by emailing Kevin Messenger at [kmessenger@pacers.com](mailto:kmessenger@pacers.com).

Credentials are good for admittance to Bankers Life Fieldhouse, the Bill York Media Room and home and visiting locker rooms.

Pre-arranged credentials may be picked up before the game at the media entrance.

#### AUTOGRAPHS

**SEEKING AUTOGRAPHS OR SOUVENIR ITEMS FROM PLAYERS OR COACHES IS STRICTLY PROHIBITED AND SUBJECT TO FORFEITURE OF CREDENTIAL.**

#### MEDIA ENTRANCE

The media entrance is located at the southeast corner of Bankers Life Fieldhouse, on Delaware Street. Only media members who hold Indiana Fever or WNBA media credentials will be admitted through this entrance.

#### BILL YORK MEDIA ROOM

Located on the Event Level of Bankers Life Fieldhouse in the southeast corner, it is accessible by elevator or stairs near the Media Entrance.

The media room is limited to members of the media when valid Fever or WNBA media credentials are presented. It is impossible to accommodate family members, friends, guests or others.

The professional intent of the room is to provide a meeting and working place for the media and game personnel. Any abuse of the media room and/or media privileges will cause forfeiture of your credential.

#### SERVICES

Complete statistics, along with pregame notes, line-ups, information regarding injuries and other pertinent facts will be furnished by the Fever's Media Relations Department.

Play-by-play and halftime boxscores will be delivered directly to the press table. Complete final boxscores, play-by-play, postgame quotes and notes will be available following the game in the media room.

Complimentary wireless Internet access is available in the media room and the seating bowl.

#### PRESS ROW

Your cooperation is asked in maintaining a working atmosphere at press row. Smoking is prohibited in Bankers Life Fieldhouse.

#### LOCKER ROOMS

Both the Fever and visitors' locker rooms will be open to the media for 30 minutes, beginning 90 minutes before tipoff. For example, the locker rooms will be open from 5:30 p.m. to 6:00 p.m. for a 7:00 p.m. tip.

Both locker rooms will be open for 30 minutes following the game. Players will remain in uniform for the media availability period.

Cell phone use by media is prohibited inside team dressing rooms.

#### PHOTOGRAPHY GUIDELINES

Only those photographers on assignment will be allowed space on the floor and their photo credentials must be worn prominently at all times. Space permitting, other photographers may be allowed on the floor.

Credentials are good for admittance to Bankers Life Fieldhouse, Bill York Media Room and the designated photographer areas on The Fieldhouse floor. Only television photographers doing postgame interviews will have access to locker room areas.

Photographers are allowed only within the designated photographers' area at each end of the court. As necessary, spaces will be assigned by the Fever's Media Relations Department.

All photographers and camera operators must stay at least four feet behind the baseline at all times. In the event it is not physically possible to achieve this in certain arenas, an appropriate standard will be determined by the Fever's Media Relations Department and the WNBA.

Photographers must remain stationary and seated at all times, except during quarter breaks and halftime.

Photographers are not permitted on the court at any time during the game.

No food or drink is allowed on the playing floor.

Photographers cannot photograph from public walkways or vomitories.

#### PHOTOGRAPHER'S EQUIPMENT

Photographers located on the baseline or sideline will be permitted only one standard size "Domke" bag, which must be placed behind the photographer during the game. Equipment not needed during the game must be stored off the court. One additional camera can be stored either beside or directly behind the photographer.

Each photographer will be permitted one monopod - NO TRIPODS - at courtside. No stand-alone remotes or seats other than "lawn-type" photographer seats will be permitted.

#### RUBBER LENS SHADES

In order to reduce the risk of injury to players, rubber lens shades are required for all still photographers, broadcasters, news and entertainment video and film crews who are authorized to shoot WNBA game action.

Any additional light sources or sun guns must either be removed or covered with bubble wrap.

Rubber lens covers are available by contacting:

Robert's Distributors, Inc.  
255 S. Meridian Street  
Indianapolis, IN 46225  
(317) 636-5524 / (800) 726-5544  
FAX: (317) 636-5793

The only exception to this policy will be for those photographers utilizing telephoto lenses (i.e. 300 and 400 mm lenses) when such lenses are used to shoot game action at the opposite end of the court. These lenses must be stored behind the photographer when the action is in the near side of the court.

#### PHOTOGRAPHY IN LOCKER ROOMS

No still photography is permitted in either team's locker room.

#### CLOTHING

All photographers must leave any outerwear (i.e. coats, hats, etc.) in the Bill York Media Room during game action.

#### TV NEWS CREWS

Credential requests must be received by noon the day of the game.

News crews are restricted to crowd interviews in the Entry Pavilion, Balcony and Main Concourse. Interviews are not allowed in the vomitories on any level of Bankers Life Fieldhouse. News crews are not allowed on the First Financial Bank Level or Krieg DeVault Club Level, unless accompanied by a member of the Fever's Media Relations Department. In order to enter a Suite, each news crew must have permission from the individual Suite Holder to enter their respective Suite. During game action, news crews must shoot crowd reaction from designated areas. No interviews will be allowed within the seating bowl once game action begins.

#### INTERNATIONAL MEDIA

All international media (affiliations distributed outside of the U.S.) requests are handled by the NBA International PR Department. Any international media member interested in covering an Indiana Fever regular season game must first submit a request in writing to the WNBA/NBA. Please do not contact the Fever individually.

All credential requests must be received at least three business days prior to the first games requested.

Photo identification will be required when picking up confirmed credentials at the Media Entrance.

Requests may be FAXED to the attention of:

NBA International  
FAX: (212) 407-8044

Additional information on international media policies may be obtained by contacting the NBA International PR Department at (212) 407-8000.



# FEVER FRONT OFFICE



WATCH ME  
WORK



20TH

2015 EASTERN CONFERENCE CHAMPIONS

JANUARY

JOHNSON CATCHINGS

LARKINS

COLEMAN



TAMIKA CATCHINGS' FINAL SEASON  
#24FOREVER



SINCE 2005: WNBA-RECORD 11 STRAIGHT PLAYOFF BERTHS, 8-TIME EAST FINALIST, 3-TIME WNBA FINALIST, 2012 WNBA CHAMPION

---

## PACERS SPORTS & ENTERTAINMENT - OWNERSHIP

---

### HERBERT SIMON OWNER/CHAIRMAN & CHIEF EXECUTIVE OFFICER



Herbert Simon is Chairman Emeritus of Simon Property Group, Inc., which owns or has an interest in more than 326 retail properties worldwide. Born in Brooklyn, N.Y., along with brothers Melvin and Fred, and raised in the Bronx, Mr. Simon earned his bachelor's degree at City College of New York.

Mr. Simon, together with brother Melvin, led the company to a leadership position within the industry which it continues to maintain today. Some of the "breakthrough" retail projects that have drawn worldwide industry and media attention under Simon leadership include The Forum Shops at Caesars in Las Vegas, Nev., The Fashion Centre at Pentagon in the Washington, D.C. metro area and Circle Centre in Indianapolis, Ind., one of the key components in the revitalization of the city's downtown. Mr. Simon helped lead the effort to build another key component for downtown, Bankers Life Fieldhouse, which is the Pacers' and Fever's home. It is widely regarded as one of the best indoor arenas in the world.

Mr. Simon, with his late brother Melvin, purchased the Pacers in 1983 to ensure the team would stay in Indianapolis and currently is Owner/CEO of Pacers Sports & Entertainment.


A firm supporter of professional, environmental and community groups, Mr. Simon has served on the Boards of numerous organizations and served a term as Chairman of the NBA Board of Governors.

Mr. Simon is married and has eight children.



## PACERS SPORTS & ENTERTAINMENT - EXECUTIVE STAFF

**JIM MORRIS**  
VICE CHAIRMAN



Jim Morris is in his ninth year with Pacers Sports & Entertainment, serving seven as the franchise's president. Morris was named vice chairman in Spring 2015.

Morris joined PS&E in 2007 as a Special Advisor to then CEO/President Donnie Walsh and was named President, April 16, 2008. A graduate of Indiana University with a master's degree from Butler University, Morris has spent much of his life in Indianapolis in a variety of key positions. He started with American Fletcher National Bank in 1965 and from 1967-73 served former Mayor Richard G. Lugar as chief of staff. In 1973, he went to the Lilly

Endowment, serving as its president from 1984-88 and from 1989-2002; he was the chairman and chief executive officer for IWC Resources Corporation and Indianapolis Water Company.

Before joining PS&E, Morris was the executive director for five years for the United Nations World Food Programme (WFP) where he led the world's largest humanitarian agency. That took him to many struggling parts of the world as he worked on behalf of the hungry and poor, particularly children. He also served as the Secretary General's Special Envoy for the humanitarian crisis in southern Africa during those same years.

Morris has received many honors, including 17 honorary degrees. His public service includes serving as a trustee and board chairman for both Indiana State University and Indiana University. He serves on the National Advisory Board for the Boy Scouts of America, was Treasurer of the US Olympic Committee and currently as Treasurer of the US Gymnastics Federation, Chairman of the Board for Riley Children's Foundation, and has been a member of the Board of Governors of the American Red Cross. He serves on the Boards of One America, Old National Bank, Hulman & Company and the Indianapolis Motor Speedway, Elanco and the Indianapolis Power and Light Advisory Board.

Morris is happily married to Jackie and they have three children, eight grandchildren, and two wonderful King Charles Cavalier puppies, Buster and Lucy.

**RICK FUSON**  
PRESIDENT/CHIEF OPERATING OFFICER



Since joining the Pacers' organization in 1984, Rick Fuson has been influential in shaping events within Market Square Arena, Bankers Life Fieldhouse and many other events elsewhere in Indianapolis.

A graduate of Indiana University and a life-long resident of Indianapolis, he joined the staff of Market Square Arena in 1984 as director of special events and was promoted the following year to vice president. Fuson helped oversee the Pacers' move to Bankers Life Fieldhouse in September 2000. He was promoted to Executive Senior Vice President of Pacers Sports & Entertainment in November 2001.

Rick was named Chief Operating Officer in April 2008. In September 2014 he became President/COO. In his current role, Fuson is responsible for operation of all aspects of the business and facilities elements of Pacers Sports & Entertainment.

Through the years, Fuson has been active in pursuing major events for Bankers Life Fieldhouse and the City of Indianapolis. He served as Co-Chair of the 2012 Super Bowl Village Committee. In the past, he was a member of the Executive Committee for the 1991 World Gymnastics Championships and served as chairman for the opening ceremonies. He was co-chairman of special events for the 1991, 1997 and 2000 NCAA Final Four, served on the Local Organizing Committee for the 2006 and 2010 NCAA Final Four. He produced the opening ceremonies of the 2001 World Police & Fire Games and the closing ceremonies of the Pan American Games in 1987. Fuson also served on the Local Organizing Committee for the 2002, 2004, 2006, 2008-2012 and 2014 Big Ten Basketball Championships, 2002 FIBA World Basketball Championships, and 2004 FINA World Swimming Championship.

Throughout his career, he has received such honors as Recipient of the Indianapolis Ambassadors 1988 Community Service Award, Indianapolis Business Journal's "Who's Who in Hospitality", "Who's Who in Sports" and "Forty Under Forty." He has also been active with the Indianapolis Fellowship of Christian Athletes, the 1985 NBA All-Star weekend, the grand opening of the Indianapolis Zoo in 1988, the White River Park State Games and Indianapolis Downtown Space 2010.

Fuson is a professional member of the International Association of Assembly Managers. He currently serves on the Board of Directors for Indianapolis Downtown, Inc., Greater Indianapolis Chamber of Commerce and Indiana Convention & Visitors Association. He is an Advisor to the Indiana Sports Corporation Board of Directors and currently serves as Chair of the Pacers Foundation.

Rick is married to Karen Ferguson Fuson. Fuson's family includes three children: Amy Fuson-Massillamany, Emily (Jimmy) Fuson Weber and Matthew Fuson; two grandchildren: Jackson and Sullivan Massillamany; and, Karen's two children: Kaela and Kyle Crotchfelt.

## PACERS SPORTS &amp; ENTERTAINMENT - EXECUTIVE STAFF

**KELLY KRAUSKOPF**  
PRESIDENT AND GENERAL MANAGER, INDIANA FEVER



Kelly Krauskopf is in her 18th season as the Indiana Fever's top executive, engineering the franchise from its birth in 1999 and directing the club's business and basketball interests all the way to three WNBA Finals appearances since 2009 and its first league championship in 2012. The club's chief operating officer through 16 seasons and the past 12 as general manager, she was promoted to President and General Manager in October 2012.

Since the team was established, Krauskopf has been the guiding force of the Fever from building the team roster to building a fan base for

Indiana's WNBA franchise. In her role with the Fever, Krauskopf oversees all aspects of the team's operation.

Since moving to Indianapolis and beginning the task of building a WNBA franchise, Krauskopf has engineered numerous player moves enabling the Fever to sustain arguably the highest level of consistency the 20-year WNBA has ever seen.

Krauskopf has guided the franchise to 12 playoff berths in its first 16 seasons – including a run of 11 consecutive from 2005 to 2015. Indiana has become one of the WNBA's most successful franchises, joining the Los Angeles Sparks as the only clubs in league history to post eight 20-win seasons. In fact, the Fever is the league's only franchise ever to post seven 20-win seasons in an eight-year span (2005-12).

Under Krauskopf's guidance, the Fever secured identical 21-13 records in 2005, 2006, 2007, 2010 and 2011; and set its club standard with 22-12 records in each of its first two seasons reaching the WNBA Finals - 2009 and 2012.

Though Indiana reached the WNBA Finals in 2009 and though the franchise had achieved such consistent, annual success, the Fever had never won the title -- until the 2012 season culminated in a magical playoff run resulting in the city's first professional basketball crown since the 1973 ABA Indiana Pacers.

The Krauskopf-built Fever is the most stable the franchise has ever been, led by perennial All-Star and three-time Olympic gold medalist Tamika Catchings and a mix of young fresh faces such as Briann January, Lynetta Kizer and Shenise Johnson.

The hiring of Lin Dunn as head coach in 2008 only added to the club's stability. Inducted into the Women's Basketball Hall of Fame in 2014, Dunn joined the franchise as a scout in 2003, an assistant coach in 2004, and led the franchise to unprecedented playoff success in seven seasons as head coach.

Following Dunn's retirement, Krauskopf tabbed Stephanie White as the club's fifth head coach. White, an Indiana prep and collegiate icon before her own career in the WNBA and later broadcasting and coaching, was Krauskopf's very first trade acquisition in 1999, joining the Fever for the club's inaugural season.

After Dunn's successful tenure, White's hiring proved no less fruitful, guiding Indiana to the WNBA Finals in her first season - after a year which many analysts predicted could be a rebuilding year for the club.

Annually one of the league's most active GMs, Krauskopf's key trades and free agent signings have re-tooled the Fever roster over the years. Besides a February 2008 deal to land hometown star Katie Douglas, other moves have resulted in the acquisitions of past stars Erin Phillips, Tangelia Smith, Natalie Williams, Yolanda Griffith, and Kelly Miller. A midseason move during the 2002 campaign brought veteran guard Coquese Washington to the Fever to ignite a late run to the franchise's first appearance in the WNBA Playoffs.

The cornerstone of the franchise was solidified by the draft selection of Catchings in the 2001 WNBA Draft. The third overall selection in the 2001 Draft and a three-time U.S. Olympian, Catchings was named Rookie of the Year in 2002 and Defensive Player of the Year in 2005, 2006, 2009, 2010 and 2012. The nine-time WNBA All-Star and 10-time All-WNBA selection finally earned a long-deserved MVP honor in 2011, finishing in the top five in MVP balloting 10 times. She won her first WNBA crown while earning Finals MVP honors in 2012.

Krauskopf recently served on USA Basketball's Women's Senior National Team Committee, helping select WNBA players to develop U.S. National Team rosters. Krauskopf joined the committee in 2000, helping select the gold-medal winning roster for the 2004 Summer Olympics in Athens, and again for Beijing in 2008 and London in 2012.

Krauskopf has been in the forefront of the development of the WNBA. In September 1996, she was named the WNBA's first Director of Basketball Operations. In that role, she was involved in all phases of the league's start-up operation and initiatives. She also developed the league's first set of playing rules, officiating policies, scheduling and other league standards, while working daily with WNBA team general managers and operations personnel.

Before joining the WNBA, Krauskopf was the Managing Director of League Development for Media Sports Partnership, Limited in Dallas, Tex. From 1990 to 1994, she was Assistant Commissioner for the Southwest Conference. In addition to overseeing league marketing, she was the chief administrator for all eight women's sports programs in the conference. She served from 1986 to 1990 as Texas A&M's Assistant Athletic Director for Women's Sports/Marketing.

Krauskopf has served on committees for the Women's Sports Foundation, the Women's Basketball Coaches Association, Citizenship for Sports Alliance, and Texas A&M's Lettermen's Association Board of Directors. She currently serves on the Indiana Sports Corporation Presidents Council.

Recently, she was part of the Local Organizing Committee that hosted the 2011 NCAA Women's Final Four at Bankers Life Fieldhouse where she proudly watched her alma mater win its first national championship in women's basketball. She will be a part of the LOC that brings the Women's Final Four back to The Fieldhouse in 2016.

A 1983 graduate of Texas A&M University with a bachelor of arts degree in journalism, she was a three-year letterwinner in basketball for the Lady Aggies after transferring from Stephen F. Austin University where she played her freshman year under legendary coach Sue Gunter.



# PACERS SPORTS & ENTERTAINMENT - SENIOR MANAGEMENT & VPs



**KEVIN BOWER**  
Chief Financial Officer/  
Executive Vice President



**BILL BENNER**  
Sr. VP/Corporate, Community &  
Public Relations



**MEL RAINES**  
Senior Vice President,  
Facilities Operations



**TODD TAYLOR**  
Senior Vice President  
Chief Sales & Marketing Officer



**MATT ALBRECHT**  
Vice President,  
Controller



**JAMIE BERNES**  
Vice President,  
Broadcasting



**QUINN BUCKNER**  
Vice President,  
Communications



**CARL DANIELS**  
Vice President,  
Player Development



**PETER DINWIDDIE**  
Vice President,  
Basketball Operations



**BARRY GIBSON**  
Vice President,  
Ticket Sales Development



**DEAN HEAVILAND**  
Vice President,  
Game Operations



**HARRY JAMES**  
Vice President,  
Facilities Administration



**RICH KAPP**  
Vice President,  
Facilities and Event Services



**KEVIN NAYLOR**  
Vice President,  
Information Technology



**GARY NELSON**  
Vice President,  
Merchandising



**FRANK PULICE**  
Vice President,  
General Counsel



**TOM RUTLEDGE**  
Vice President,  
Production and Operations



**DEREK THRONEBURG**  
Vice President,  
Ticket Sales Strategy



**TERRY TIERNON**  
Vice President,  
Corporate Partnerships



**DONNA WILKINSON**  
Vice President,  
Human Resources

## FEVER BASKETBALL CORPORATION

**JULIE GRAUE**  
VICE PRESIDENT,  
BUSINESS OPERATIONS & SALES



**@Julie\_Graue**  
TWITTER



Beginning her 15th season with the Indiana Fever, Julie Graue has managed business operations for the franchise since 2005. She was promoted to Vice President for Business Operations following the 2006 season. Graue manages the day-to-day management of all Fever business matters including ticket sales, sponsorship sales, promotions and community relations. She also provides oversight on Fever marketing efforts.

In 2001, she joined the Fever organization as a sales manager. She managed sales accounts, ticket pricing and the development of ticket packages for all individual and corporate accounts. She oversaw all

Fever sales campaigns and ticket-related events, and was named director of Fever ticket sales in October 2004.

She came to the organization after a 12-year stint with Ambassador Travel Club. She served in a variety of roles including her capacity as advertising sales manager for the airline's in-flight magazine, Journey Magazine, before she joined the Fever. During her tenure with Ambassador, she also managed tour operations and helped in the development of new tours and products.

Graue is a 1989 graduate of Ball State University where she completed her undergraduate degree in public relations. Born and raised in Greensburg, Ind., she has been an active participant in sports all of her life – taking part in basketball, volleyball, softball, track and tennis.

Graue married her husband Geoff in November 2003, and the couple has a daughter, Sierra (8). A resident of Noblesville, Ind., she is an active member of Woman's Life Chapter 611 and serves on the committee for the "Women Like Us" tea and speaker series. She also is a volunteer mentor for the Common Goal Task Force, an initiative of the Greater Indianapolis Chamber of Commerce to help raise high school graduation rates in Marion County.

**ROBERTA COURTRIGHT**  
DIRECTOR OF COMMUNITY & PLAYER RELATIONS



**@FeverCares**  
TWITTER



In her 10th season with the Fever, Roberta Courtright handles all day-to-day community efforts of the franchise. She was promoted to director of community and player relations following the 2012 season.

Courtright joined the Indiana franchise after two years with the Detroit Pistons and Detroit Shock. She served a community relations internship in 2005 before acting as the Pistons' community relations auction manager during most of the 2006-07 NBA season.

A graduate of Aquinas College in her hometown of Grand Rapids, Mich., she was a member of the Aquinas softball team in 2001-02, and traveled with the U.S. Coast-to-Coast Softball Team, representing the United States in an international softball tournament in the Netherlands and Belgium. She graduated from Aquinas while majoring in business administration/sports management, and receiving a minor in coaching.

She also coached the Grand Rapids Christian High School softball team for four years, the same school from which she graduated and played softball. She served as a basketball statistician and volunteered with a variety of community programs when she was a student, and participated in an exchange student program by spending two weeks in Japan during 2000.

Courtright has been an active participant in the Big Brothers Big Sisters program since 2002. She serves on an advisory board for the Integrating Women Leaders, Inc. annual conference.

**KEVIN MESSENGER**  
DIRECTOR OF MEDIA RELATIONS



**@KMess65**  
**@IndianaFeverPR**  
TWITTER



Kevin Messenger is in his 14th year as the Fever's director of media relations, responsible for all duties related to the team's publicity, media operations and public information. He also serves as a PR contact for Bankers Life Fieldhouse events including concerts, ice shows, circus and rodeo events, and high school and college sports events.

A native of Denver, Colo., he attended the University of the Pacific in Stockton, Calif., before embarking on a career which included collegiate stints at UNLV, Indiana State, Pacific and Maryland. Most recently, he worked with the Maryland football and women's basketball teams in 1999 and 2000 before

directing media efforts for three seasons with the Terrapins' nationally prominent men's basketball program.

While at Maryland, he worked in a media market comprising the Baltimore and Washington, D.C. metro areas - the largest media concentration of its kind among U.S. colleges. He twice attended the Final Four with the Terrapins' basketball team while working daily with local, regional and national media outlets.

A college sports information director dating to his college years in California, Messenger has worked with baseball, basketball, football, golf, soccer, water polo and volleyball teams during his career. He boasts distinction as having been a part of three NCAA championship teams - 1985 and 1986 Pacific women's volleyball, and 2002 Maryland men's basketball.

This is his second career stop in Indianapolis, having spent three years in Indy from 1995 to 1998, working with U.S. Water Polo and a professional indoor soccer franchise before making a return to college athletics.

Messenger received a bachelor's degree in communications from UOP in 1987. His professional career began as an assistant sports information director at UNLV in summer of 1987. He was hired as the SID at Indiana State University in 1989, and made a return to his alma mater for a four-year stint as SID from 1991-95.

He resides in Brownsburg with wife Melissa and stepdaughter Madison.



# MEET THE FEVER



WATCH ME  
WORK



20TH

2015 EASTERN CONFERENCE CHAMPIONS

JANUARY

JOHNSON CATCHINGS

LARKINS

COLEMAN



TAMIKA CATCHINGS' FINAL SEASON  
#24FOREVER



SINCE 2005: WNBA-RECORD 11 STRAIGHT PLAYOFF BERTHS, 8-TIME EAST FINALIST, 3-TIME WNBA FINALIST, 2012 WNBA CHAMPION

## COACHING STAFF

STEPHANIE WHITE  
HEAD COACH@StephanieWhite  
TWITTER

An iconic figure in the state's history of women's basketball known for her skill, grit, poise and knowledge of the game, Stephanie White was introduced as the fifth head coach of the Indiana Fever on Sept. 23, 2014.

Taking the coaching reigns from her longtime mentor Lin Dunn, she succeeded Dunn, Brian Winters, Nell Fortner and Anne Donovan as the club's head coach.

In her first regular season as head coach, she did not disappoint, guiding Indiana to a 20-14 record and breaking the club mark for wins by a first-year head coach.

In her first playoffs venture as head coach, she led Indiana to the WNBA Finals, becoming the first rookie head coach in league history to do so.

Despite employing a modified offensive system and enduring a rash of consistent injuries and absences with 10 different starting lineups, White became just the third rookie head coach in WNBA history to notch 20 wins.

A local star who joined the Fever as a player during a 1999 trade prior to the team's first season, White completed four seasons with the Fever (2000-01, 2003-04) before embarking on her coaching and broadcasting career. She returned as an Indiana assistant coach in 2011 and was elevated to the role of associate head coach prior to the 2014 season.

One of the club's original players and a member of the Fever's All-Decade Team announced in 2009, the Fever's 2012 WNBA title had special meaning for White who enjoyed prep, college and pro success in the state of Indiana.

She has coached in the college and pro ranks since 2003. She retired from playing in the WNBA following the 2004 season and her hiring in 2011 marked the first time the Fever had hired an assistant coach with pro playing experience. She was reunited with Dunn, the former Purdue coach who recruited White to its West Lafayette campus.

Prior to re-joining the Fever, White spent four seasons as an assistant coach with the Chicago Sky after previous stints as a college assistant at Ball State (2003-04), Kansas State (2004-05) and Toledo (2005-07).

White also has parlayed her playing and coaching into a prominent broadcasting career with the Big Ten Network, ESPN and FOX Sports Indiana. She appears regularly on BTN's women's basketball studio show and provides game analysis for men's and women's college games on BTN and ESPN. She also covers the NBA as a pre- and postgame anchor with FOX Sports Indiana, following the Indiana Pacers.

After leading Purdue to a national championship in 1999 and being drafted by the Charlotte Sting (2nd round, No. 21 overall), White was eventually acquired by the Fever in December 1999 to lead her hometown team into its first season of existence. White played four seasons with the Fever where she was a teammate of current Fever star Tamika Catchings.

A 5-10 shooting guard, she played five pro seasons between 1999-04, capping her career with the Fever for whom she was one of the club's top playmakers, 3-point artists and free throw shooters. She still ranks prominently among franchise leaders in games played, minutes, 3-pointers, assists, steals, 3-point percentage and free throw percentage. Her 93 percent free throw shooting in 2003 remains a Fever record.

White's legacy as a prep and college star made her one of the state's most popular figures even before she donned a Fever uniform. Beginning at tiny Seeger Memorial High School, in West Central Indiana near the Illinois border, White set early standards for basketball excellence while becoming an Indiana icon. She averaged 36.9 points and 13.1 rebounds per game

while being named Indiana Miss Basketball and the 1995 national high school player of the year by Gatorade and USA Today.

Record crowds began following the small-school sensation as she led the Patriots to a 92-7 record over four seasons and finished her prep career with an Indiana record 2,869 points, still the third-best figure in state history.

In Indiana's years of single-class basketball, White and Seeger won sectional and regional titles in all four seasons that she played.

At Purdue, she averaged double-figure scoring in four straight seasons. As a senior she averaged 20.2 points and 4.5 assists per game while earning the 1999 Wade Trophy as the national college player of the year. The Big Ten Player of the Year, she led Purdue to an unbeaten league mark (16-0) and its first NCAA title. She finished her career second in school history in points and assists.

She was inducted into the Purdue Athletics Hall of Fame on April 21, 2006.

Internationally, White competed with USA Basketball as a member of the 1997 Jones Cup Team that won a silver medal in Taipei, Taiwan. The USA lost the gold medal game against South Korea, 76-71, with White finishing the tournament as the second-leading scorer for the U.S., averaging 10.3 points per game.

Born in Danville, Ill., and raised in West Lebanon, Ind., White gave birth to her first child, Landon Fletcher White, on Sept. 27, 2011 — the morning of Game 3 of the 2011 Eastern Conference Finals. White and partner Michelle welcomed twin boys, Aiden and Avery, on Aug. 3, 2013.

**HIGH SCHOOL PLAYING HISTORY**

1991-92 Seeger  
1992-93 Seeger  
1993-94 Seeger  
1994-95 Seeger

**NOTES, FINISH**

Sectional & Regional Champions  
Sectional & Regional Champions  
Sectional & Regional Champions  
Sectional & Regional Champions  
Indiana Miss Basketball, National Player of Year

**COLLEGE PLAYING HISTORY**

1995-96 Purdue (20-11)  
1996-97 Purdue (17-11)  
1997-98 Purdue (23-10)  
1998-99 Purdue (34-1)

**NOTES, FINISH**  
NCAA First Round  
Big Ten Co-Champion, NCAA Second Round  
NCAA Elite Eight  
Big Ten & NCAA Champion, National Player of Year

**WNBA PLAYING HISTORY**

1999 Charlotte Sting (15-17)  
2000 Indiana Fever (9-13)  
2001 Indiana Fever (10-22)  
2002 Indiana Fever (injured, did not play)  
2003 Indiana Fever (16-18)  
2004 Indiana Fever (15-19)

**NOTES, FINISH**  
Eastern Conference Finals  
7th in East  
6th in East  
4th in East, East Semifinals  
T-5th in East  
6th in East

**COLLEGIATE COACHING HISTORY**

2003-04 Ball State (13-16) Assistant Coach  
2004-05 Kansas State (24-8) Assistant Coach  
2005-06 Toledo (11-18) Assistant Coach  
2006-07 Toledo (11-19) Assistant Coach

**NOTES, FINISH**

NCAA Second Round

**WNBA COACHING HISTORY**

2007 Chicago Sky (14-20) Assistant Coach  
2008 Chicago Sky (12-22) Assistant Coach  
2009 Chicago Sky (16-18) Assistant Coach  
2010 Chicago Sky (14-20) Assistant Coach  
2011 Indiana Fever (21-13) Assistant Coach  
2012 Indiana Fever (22-12) Assistant Coach  
2013 Indiana Fever (16-18) Assistant Coach  
2014 Indiana Fever (16-18) Associate Head Coach  
2015 Indiana Fever (20-14) Head Coach

**NOTES, FINISH**

6th in East  
5th in East  
5th in East  
6th in East  
1st in East, East Finals  
2nd in East, WNBA Champions  
4th in East, East Finals  
2nd in East, East Finals  
3rd in East, WNBA Finals

**PERSONAL**

**Education:** B.A. in communications, Purdue, 1999

**High School:** Seeger Memorial High School (West Lebanon, Ind.)

**Hometown:** West Lebanon, Ind.

**Born:** June 20, 1977 in Danville, Ill.



## COACHING STAFF

### STEVEN KEY ASSISTANT COACH



Steven Key begins his first season as an assistant coach with the Indiana Fever, following 2014 and 2015 seasons with the Connecticut Sun under coach Anne Donovan.

In Indiana, Key is re-united with Fever coach Stephanie White, who worked beside him during a four-year stretch (2007-10) with the Chicago Sky.

Key spent five seasons with the Sky, serving as head coach and general manager for three years (2008-10) after two as an assistant. He compiled a 42-60 mark with the Sky from 2008-10, leading Chicago to what was then a franchise-record 16 wins in 2009.

As an assistant, Key helped launch the Chicago franchise in 2006, joining the staff of head coach Dave Cowens after three years as the head coach of the Dusseldorf Magics, a Bundesliga men's basketball team in Germany. In his final season, he led the Magics to a 19-11 record in the Second Division.

Between WNBA jobs in Chicago and Connecticut, he returned to the German Bundesliga (BBL) as head coach of the Giessen 46ers in 2011, and spent two years as an assistant and head coach with MHP Riesen in Ludwigsburg (2012 and 2013).

The 6-foot-4 Key was a point guard at Boston University from 1986-90. Playing for Mike Jarvis, Key was the 1990 America East Conference Player of the Year, averaging 14.5 points and 7.5 assists as a senior.

Key was the last player cut by the Los Angeles Clippers in 1990, and then played professionally for the San Jose Jammers of the Continental Basketball Association before embarking on a 12-year career playing in Austria, Germany and France. Key was a three-time All-Star in Germany, where he played against German native and future Dallas Mavericks' star Dirk Nowitzki.

A native of Columbia, Maryland, Key was the Howard County Player of the Year as a senior at Atholton High School in 1986. One of five children in a tight-knit and athletic family, Key learned basketball from his sister Kimberlee, who went on to play at Saginaw Valley State with college and WNBA coaching veteran Gail Goetsenkos. Key's sister Darlynda received a scholarship to run for the University of Michigan's track team while his brother Josh played basketball at Northwood University. His father Sam played professionally overseas.

Key and his wife Janka have one daughter, Sidney Kiana, and one son, Noah Gabriel.

### GARY KLOPPENBURG ASSISTANT COACH



In his second stint with the Fever and sixth year overall, Gary Kloppenburg has helped design trademark defensive units that have had the Fever among the WNBA's top three scoring defenses every season from 2005-14.

Beginning his 13th season in the WNBA, Kloppenburg coached under Lin Dunn in Seattle (2000-02), spent 2003 with Phoenix, and resumed ties with Dunn in Indiana (2008-11) before embarking on his first head coaching role with Tulsa in 2012 and 2013. He was an assistant with the Los Angeles Sparks in 2014 and he joined Stephanie White's staff with the Fever in 2015.

White and Kloppenburg, in fact, also shared the Fever bench in 2011, as assistants to Dunn.

Kloppenburg used his years of WNBA experience to net the Shock's head position, and helped a three-win Tulsa franchise improve to nine wins in 2012 and 11 in 2013.

Prior to joining Dunn's staff with the Fever, he was on the staff of the NBA's Charlotte Bobcats, where he served under Bernie Bickerstaff for three seasons. Kloppenburg was hired by Bickerstaff when the Bobcats were founded in 2004 – continuing a family bond established when Bickerstaff was in college, and strengthened when Gary's father Bob coached in the NBA with Bickerstaff in Seattle and Denver.

Kloppenburg has coached at virtually every level of college and professional basketball, ranging from his beginnings at a California community college and intertwined with jobs in the NBA, WNBA, Continental Basketball Association and internationally.

Prior to joining the Bobcats' staff as an assistant coach and advance scout, he was an assistant with the WNBA's Mercury for one season after three years with Dunn in Seattle. He worked for the NBA's Toronto Raptors from 1997-99 after two seasons as an assistant coach and assistant director of player personnel in the CBA – first with the Rockford Lightning and then for the Quad City Thunder. Kloppenburg was the interim head coach for four games in 1999-00 with Rockford where he coached former NBA star Earl Boykins.

In the summer of 1999, he was head coach for Panteras de Miranda of the Venezuelan Professional League, and he has conducted basketball clinics in Greece, Belgium, Iceland and Japan.

After graduating from UC San Diego in 1981, his coaching career began at Lassen Community College (Calif.) where he had successful stints as head coach with both the men's and women's teams. He guided the women's team for five seasons before taking over the men's program for six.

Also fluent in Spanish, Kloppenburg was born Jan. 6, 1953, and has three children – Sonja, Ian and Carlotta. Carlotta, a former coaching intern with the Fever, played at Point Loma Nazarene College and was a graduate assistant coach at Winthrop University in 2015. Currently, she is the director of operations for the women's basketball program at Arizona State.

## COACHING STAFF

### TODD CHAMPLIN ATHLETIC TRAINER



@ToddChamplin  
TWITTER



Beginning his fifth season with the Indiana Fever, Todd Champlin is a licensed athletic trainer and board-certified sports physical therapist provided to the Indiana Fever by St.Vincent Sports Performance. A team sports practitioner for nearly 20 years, Champlin begins his fourth season in the WNBA.

He began work with the Fever during the club's WNBA championship season of 2012.

Hockey has been Champlin's focus of attention for much of the past decade as team athletic trainer for the USHL's Indiana Ice from 2004-14, and the CHL's Indianapolis Ice from 2000 to 2003. He also has worked several seasons with the Buffalo Bandits, a

professional indoor lacrosse team.

In Summer 2011, Champlin was the athletic trainer for Team USA when it won the gold medal at the Five Nations Tournament in Huttwil, Switzerland.

Before arriving in Indianapolis, Champlin owned his own private practice and sports therapy business for ten years in Buffalo, New York.

He received a bachelor of science in physical therapy from Daemen College in Buffalo prior to receiving a master's degree in sports physical therapy from the University of Pittsburgh. He is a member of the National Athletic Trainers Association, the National Strength and Conditioning Association and the American Physical Therapy Association.

Champlin is a native of Buffalo, NY, but now makes his home in Noblesville, Ind. He is married to wife, Victoria. The couple has three children: Andrew, Lindsey, and Lauren; and a granddaughter, Payson.

### DAVID WILLIAMS STRENGTH COACH & PERFORMANCE SPECIALIST



David Williams begins his first season as strength coach and performance specialist for the Indiana Fever. Jones is a contracted professional as part of the team's agreement with St. Vincent Sports Performance.

Since January 2015, Williams also has worked with the NFL Indianapolis Colts as a conditioning/performance analyst, helping the 2015 club to reduce the number of players on Injured Reserve from previous seasons.

Williams spent the prior three seasons (2012-14) as the Colts' strength and conditioning intern.

In 2011, he was a sport scientist graduate assistant in the Human Performance Lab at the University of Central Florida. Williams was a four-year (2007-10) defensive end at UCF and earned All-Conference USA honorable mention as a senior in 2010.

He also served as a strength and conditioning intern at the school in 2009. Williams graduated from UCF with a bachelor's degree in criminal justice with a minor in coaching and a master's degree in health and applied exercise physiology.

He is originally from Lexington, S.C.

### CARLOS KNOX PLAYER DEVELOPMENT COACH



@CoachCarlosKnox  
@KnoxIndyProAm  
TWITTER



Carlos Knox is in his third season as Indiana's player development coach, tasked with assisting the Fever coaching staff with on the court skill development of its players.

Knox, a former college All-American and scoring champion at IUPUI, has enjoyed coaching success with a great number of local players who have thrived in college, the NBA and WNBA. Among the list of star athletes who have developed under his tutelage are Indiana Pacers star George Hill, Memphis Grizzlies standout Zach Randolph, former Ohio State and NBA star Daequan Cook and WNBA stars Tamika Catchings and Katie Douglas.

Recently, Knox coached one season (2014) as head coach of the London Lightning of the National Basketball League of Canada. The Lightning finished 18-14, tied for second place in the Central Division.

Locally, Knox may best be known for establishing and maintaining the Knox Indy Pro Am League which has helped athletes transition from college to professional basketball. Originated in 2009, the summer league has been regarded as one of the best pro-am leagues in the country, attracting nearly 200 athletes including NBA All-Stars Eric Gordon, Paul George and John Wall, as well as Lance Stephenson, Gordon Hayward, Victor Oladipo, Mario Chalmers, Norris Cole and others. The Knox Indy Pro Am has spawned a pair of national pro-am champions – 2013 AND1 Summer Remix and 2014 Red Bull Midnight Run, both which represented the state of Indiana and were coached by Knox.

His coaching career began as an assistant men's coach at his alma mater during the 2001-02 season when he aided in the recruitment and development of Hill who became the only player in school history to be drafted into the NBA.

A native of Dayton, Ohio, Knox also has coached with the IBL Dayton Jets (2004-05), ABA Indiana Alley Cats (2005-07) and the CBA's Pittsburgh Xplosion (2007-08). During winter seasons in 2008-09 and 2009-10, he coached Club Al Hilal to a pair of playoff appearances in the Saudi Arabia Premier League.

As a player at IUPUI from 1994-98, Knox was a three-time All-American, two-time NCAA Division II scoring champ and the NCAA Division II Player of the Year as a senior. He finished his career as the school's record holder for career and single-season points, single-season (32.0) and career (30.1) scoring average, and a record 51 points in a single game. His No. 34 jersey was retired after his final game, and he was inducted into the IUPUI Athletics Hall of Fame in 2004.

A professional playing career included a short preseason stint with the Indiana Pacers. He spent more than six years in Germany and Venezuela before he returned to Indianapolis to assume a coaching stint at IUPUI.

Knox owns a bachelor of arts degree from IUPUI and he has two children, Carlos Jr., and Kaelyn.



**SHELI KUHL**  
Manager, Fever Basketball  
Operations  
1st Season with Franchise



**DESMYNE BRYANT**  
Equipment Manager/  
Operations Coordinator  
2nd Season with Franchise



**LINDSAY DAVIS**  
Video Coordinator  
5th Season with Franchise



## NATALIE ACHONWA



POSITION: Center

WNBA YEARS: 1

HEIGHT: 6-4

WEIGHT: 183

BORN: November 22, 1992 in Guelph, Ontario

HIGH SCHOOL: St. Mary's Catholic (Hamilton, Ontario)

COLLEGE: Notre Dame '14

DRAFTED: By Indiana, first round, 2014 WNBA Draft (9th overall)

SIGNED: Feb. 5, 2015



11

@NatAchon  
TWITTER@NatAchon11  
INSTAGRAM

A 2014 first-round draft pick (9th overall) who the Fever chose with high hopes for a rookie season in 2015, Achonwa begins her second WNBA season in 2016 after leading all rookies a year ago with a 55.0 percent shooting clip. She finished fourth among first-year players in scoring and rebounding. Missing part of the WNBA season to honor commitments with the Canadian National Team, she helped Canada to gold medals at the FIBA Americas Championship and the Pan Am Games, and expects to participate in the 2016 Olympics in Rio de Janeiro, Brazil. Achonwa missed the 2014 season with an ACL injury sustained in the 2014 NCAA Tournament.

**PRO - WNBA**

**2015:** Achonwa completed her rookie season with averages of 8.0 points and 3.5 rebounds during 17.3 minutes per game...her 55 percent shooting led all WNBA rookies, and she ranked fourth among rookies in scoring and rebounding...she managed a season-high 14 points against Minnesota, 6/6, and a season-high nine rebounds vs. Atlanta, 9/11...she made 17 starts in 28 total appearances...Achonwa replaced Erlana Larkins in the starting lineup early in the year and earned WNBA Rookie of the Month honors, becoming the first Fever player ever to win the award...during June, she paced all rookies with 10.2 points per game...she shot 52.6 percent for the month with 4.6 rebounds and 21.5 minutes per game...Achonwa reached double-figure scoring in seven of her first 10 games...she finished with 11 double-figure scoring efforts, overall.

**2014:** Achonwa resided in Indianapolis following her final year of college while rehabbing the ACL injury sustained as a senior...she doubled as the director of basketball operations with Notre Dame, through another trip to the NCAA Final Four.

**PLAYOFFS**

**2015:** Appearing in six playoff games, Achonwa averaged just seven minutes per game...she was a starter in her playoff debut against Chicago, finishing with four points and four rebounds, which both were playoff highs for the rookie...she totaled 10 minutes while appearing in Games 1 and 2 of the WNBA Finals against Minnesota.

**COLLEGE**

**2013-14:** "Ace" finished her career ranked 12th on Notre Dame's career scoring list (1,546), fourth in rebounds (970), tied for fifth in double-doubles (28) and sixth in career field goal per-

centage (.562)...she helped Notre Dame reach four consecutive Final Four appearances...she earned Associated Press All-America Third Team, All-ACC Second Team and NCAA Notre Dame Regional All-Tournament Team honors during her senior season...she started 33 games and averaged a career-high 14.9 points to go along with 7.7 rebounds and a career-best 2.8 assists per game...Achonwa posted a team-high eight double-doubles...she finished second in the ACC, third nationally and seventh in Notre Dame single-season history with a .611 field goal percentage...her season ended when an ACL injury knocked her from the NCAA Regional Final against Baylor.

**2012-13:** Achonwa earned Associated Press All-America Team honorable mention, First-Team All-Big East and NCAA Norfolk Regional All-Tournament Team honors...she started all 37 games while averaging 13.8 points and a career-high 9.5 rebounds per game...she set a school record and led the Big East with 19 double-doubles, including three during the NCAA Tournament...she shot 52.0 percent from the field and 80.0 percent from the free throw line.

**2011-12:** As a sophomore, she played in 36 games and made one start while averaging 7.6 points and 4.4 rebounds per game...she finished third in the Big East with a team-high .557 field goal percentage...she was named to the NCAA Raleigh Regional All-Tournament Team and helped the Irish reach the NCAA National Championship Game.

**2010-11:** Named to the Big East All-Freshman Team, Achonwa appeared in all 39 games off the bench during her freshman season...she averaged 6.9 points and 5.3 rebounds in 18.3 minutes per game with a .566 field goal percentage.

**PRO-OVERSEAS**

**2015-16:** Achonwa played with Napoli (Italy) in EuroCup competition, averaging 12.3 points and 6.9 rebounds. In the Italian League, she posted 19.8 points and 8.8 rebounds per game.

**INTERNATIONAL**

**2015:** Achonwa helped Canada to gold-medal finishes at both the Pan Am Games (Toronto, Canada) and the FIBA Americas Championship (Edmonton, Canada) while qualifying for the 2016 Olympics...Canada went undefeated in both events, defeating Cuba in the Americas Championship to reach a second second straight berth in the Olympics...Achonwa averaged 10.0 points and 3.5 rebounds off the bench in six games...she shot 54.5 percent in the tournament.

**2013:** Natalie helped the Canada Senior Women's National Team earn a silver medal and qualify for the 2014 FIBA World Championships at the 2013 FIBA Americas Championship in Mexico... she averaged 7.5 points and 5.0 rebounds per game in six games.

**2012:** Achonwa appeared in six games for the Canadian team that reached the Olympic quarterfinals in London...she averaged 7.2 points, 3.8 rebounds and 2.2 assists in 19 minutes per game.

**2010:** She played in eight games for Team Canada at the 2010 FIBA World Championships in the Czech Republic, averaging 4.6 points and 3.9 rebounds in eight games.

**2009:** She made her Canadian Senior National Team debut at age 16 at the 2009 FIBA Americas Championship in Brazil... Achonwa helped Team Canada win a bronze medal and a berth in the 2010 FIBA World Championships...she played in all five games during the tournament while averaging 6.6 points and 4.2 rebounds per game...earlier in the summer, she appeared in nine games for the Junior Women's National Team at the FIBA U19 World Championships in Thailand.

**2008:** Achonwa made her international debut at age 15 for Canada's Junior Women's National Team at the FIBA U18 Americas Championship in Argentina...she helped her team win the silver medal with a 4-1 record as she averaged 7.2 points and 5.8 rebounds per game.

**PERSONAL**

Last name is pronounced uh-CHON-wuh...native of Guelph, Ontario...daughter of Marion and Manny Achonwa...has one older brother, Adrian, and one younger sister, Kendra...her brother, Adrian, played basketball at the University of Guelph (Ontario)... in 2009, was selected as one of Guelph's "top 40 influential people under 40" by the Guelph Mercury...graduated in May 2014 from Notre Dame's Mendoza College of Business with her bachelor's degree in management-consulting.

**CAREER TRANSACTIONS**

(1) Drafted by the Indiana Fever with the 9th overall pick, first round, in the 2014 WNBA Draft, 4/14/14. (2) Signed with the Fever, 2/5/15.

# NATALIE ACHONWA

## ACHONWA'S STATISTICS

### REGULAR SEASON

YR/TEAM	G-GS	MIN	FGM-A	PCT	3FGM-A	PCT	FTM-A	PCT	OR	DR	TR	AVG	AST	PF-DQ	ST	TO	BKS	PTS	AVG
2015 IND	28-17	484	88-160	.550	0-0	.000	47-63	.746	40	57	97	3.5	17	58-0	14	37	14	223	8.0

### PLAYOFFS

YR/TEAM	G-GS	MIN	FGM-A	PCT	3FGM-A	PCT	FTM-A	PCT	OR	DR	TR	AVG	AST	PF-DQ	ST	TO	BKS	PTS	AVG
2015 IND	6-1	42	4-15	.267	0-0	.000	3-6	.500	2	7	9	1.5	2	10-0	0	7	1	11	1.8

## ACHONWA'S CAREER HIGHS

### REGULAR SEASON


MIN:	31:52, vs. MIN, 6/6/15
FGM:	7, vs. MIN, 6/6/15
FGA:	11, vs. CHI, 6/14/15 at NY, 6/9/15 vs. MIN, 6/6/15
3-Pt FGM:	0
3-Pt FGA:	0
FTM:	5, vs. CON, 9/1/15 vs. NY, 8/23/15 vs. WAS, 6/20/15
FTA:	7, vs. WAS, 6/20/15
OR:	4, vs. PHO, 6/12/15
DR:	6, at ATL, 9/11
TR:	9, at ATL, 9/11
AST:	2, four times (most recent at ATL, 9/11/15)
ST:	2, four times (most recent vs. NY, 9/13/15)
BKS:	2, vs. NY, 9/13/15 vs. SAN, 7/10/15 at NY, 6/19/15
PTS:	14 vs. MIN, 6/6/15

### PLAYOFFS

MIN:	15:34, at CHI, 9/17/15
FGM:	1, four times (most recent at MIN, 10/4/15)
FGA:	6, at CHI, 9/17/15
3-pt FGM:	0
3-pt FGA:	0
FTM:	2, at CHI, 9/17/15
FTA:	2, vs. CHI, 9/19/15 at CHI, 9/17/15
OR:	2, at CHI, 9/17/15
DR:	2, at MIN, 10/4/15 vs. CHI, 9/19/15 at CHI, 9/17/15
TR:	4, at CHI, 9/17/15
AST:	1, at MIN, 10/4/15 at NY, 9/23/15
ST:	0
BKS:	1, at CHI, 9/17/15
PTS:	4, at CHI, 9/17/15



## TAMIKA CATCHINGS



POSITION: Forward

WNBA YEARS: 15

HEIGHT: 6-1

WEIGHT: 167

BORN: July 21, 1979 in Stratford, New Jersey

HIGH SCHOOL: Duncanville (Duncanville, Texas)

COLLEGE: Tennessee '01

DRAFTED: By Indiana, first round, 2001 WNBA Draft (3rd overall)



24

@Catchin24  
@CatchTheStars24  
TWITTER@Catchin24  
@CatchTheStars24  
INSTAGRAM

Indiana's "do-everything" forward has completed 15 seasons in the WNBA, and although she intends to step away from her future-hall-of-fame-career following the 2016 season, perhaps her greatest impact has been made off the floor. Her naming as recipient of the very first ESPN Humanitarian Award in 2015 and an 11-year run of community service by her Catch The Stars Foundation are testament to her work off the court.

In March 2016, Catchings will release an autobiographical story written by Ken Petersen with a Foreword by Tony Dungy. **Catch A Star: Shining through Adversity to Become a Champion** tells Catchings' story of overcoming. She faced being set apart by her hearing loss, separation from family, high expectations and the pain of debilitating physical injury. She reached for the stars with hard work, perseverance and her faith in God. Through the silence, she found a way to shine.

On the court, Catchings' legacy is already cemented as one of the greatest women ever to play the game. She will enter the 2016 WNBA season as the league's No. 2 scorer (6,947 points) and rebounder (3,153) of all-time, already its career leader in free throws (1,898) and steals (1,012). In postseason play, nobody has appeared in as many WNBA Playoff games (67) as Catchings, or started as many (66). She also is the WNBA post-season leader in points (1,128), rebounds (588), free throws (351), steals (149), double-doubles (26) and minutes played (2,280). She is second in postseason assists (223), fourth in blocked shots (62) and fifth in 3-point field goals (81).

Catchings enters the 2016 season as the WNBA's active leader in points, rebounds, steals and free throws.

She earned WNBA Finals MVP honors while leading the Fever to the 2012 WNBA championship. A year earlier, in 2011, she captured her first regular-season MVP honor.

The first man or woman in recorded basketball history to record a quintuple-double (Duncanville High School in 1997), Catchings' leadership, tenacity and all-around skills have led the Indiana Fever to becoming one of the WNBA's elite franchises. The Fever have reached the playoffs 12 times in Catchings' 14 active seasons, including a current WNBA-record run of 11-in-a-row. The Fever reached the conference finals eight times, including five straight seasons. The Fever won a WNBA championship in 2012 and came within one game of two more championships in five-game WNBA Finals appearances in 2009 and 2015. Catchings has played in every playoff game in Fever history.

Among her All-Star peers, Catchings is the leading scorer in WNBA All-Star Game history, and the only player to appear in 10 WNBA All-Star Games. She actually has been voted to 11 All-Star Games, including the 2006 season in which she was the league's top vote-getter, but missed the game due to injury.

Catchings is the WNBA's only player ever to spend an entire career of 16 or more seasons with the same franchise. Embarking on her 15th active season (not counting 2001) with the Fever, Catchings joins an elite list of NBA counterparts with as many seasons of an entire career playing with the same team: Kobe Bryant (19), John Stockton (19), Tim Duncan (18), Reggie Miller (18), Dirk Nowitzki (17), John Havlicek (16), Hal Greer (15), Tony Parker (15), Elgin Baylor (14), Joe Dumars (14), David Robinson (14) and Jerry West (14) all played 14 years with their respective teams.

In Fall 2014, Catchings announced her intentions to retire following the 2016 WNBA season which coincides with the Summer Olympics in August 2016, in Rio de Janeiro, Brazil. Catchings hopes to join an elite club with Teresa Edwards and Lisa Leslie who are currently the only American basketball players, male or female, to earn four Olympic gold medals. A three-time Olympic gold medalist for the United States, she won gold at the 2004 Olympics in Athens, Greece; the 2008 Olympics in Beijing, China and the 2012 Games in London where she served as a U.S. tri-captain alongside Sue Bird and Diana Taurasi.

A telling note of durability is that Catchings has played at least 30 games in 11 of her 14 active seasons. In 2012, at age 33, Catchings was the only WNBA player to start every regular season (34) and playoff game (10), as well as every game in the Olympics (8). In 2015, at age 36, Catchings defied expectations with 13.1 points and 7.8 rebounds per game in 30 regular season starts, followed by an improbable playoff run that included averages of 15.5 points and 6.9 rebounds through a league-record 11 playoff games. Her 47 percent 3-point shooting in the 2015 playoffs was the best of her career.

Universally liked by fans, media, coaches and fellow players, she has twice been named the winner of the WNBA's Kim Perrot Sportsmanship Award. She won it outright in 2010 and shared the honor with Chicago's Swin Cash in 2013.

She was named the WNBA's Defensive Player of the Year in 2012, receiving the award an unprecedented five times – in 2005, 2006, 2009, 2010 and 2012. Catchings was second in WNBA MVP balloting in 2002, 2009 and 2010, and has finished among the top three in balloting for the WNBA MVP Award in seven of her 14 active pro seasons. She has finished among the top five in MVP balloting in 10 of 14 active seasons, asserting herself as one of the world's premier players. She has scored in 421 of 423 games played in her pro career. She is a 10-time WNBA All-Star and a 12-time All-WNBA recipient. She has earned WNBA Player of the Week honors 22 times, more than any player in league history.

She has averaged 16.4 points, 7.5 rebounds, 3.4 assists and 2.4 steals per game during her career. Catchings led the Fever in points per game, rebounds, assists and steals in each of her first six active pro seasons and again in 2010 and 2011 – no other WNBA player has led her team in as many categories in even one of those seasons.

Catchings became the WNBA's all-time leader in steals during the 2011 season and she emerged from the 2012 season as the league's all-time leader in free throws made. She is the only player in WNBA history to rank among Top 25 all-time leaders in points, rebounds, assists, steals and blocks – and Catchings actually ranks in the Top 12 in all of them: points (6,947, 2nd), rebounds (3,153, 2nd), assists (1,422, 7th), steals (1,012, 1st) and blocks (375, 11th). She also ranks among WNBA career leaders in free throws made (1,898, 1st) and 3-point field goals made (571, 9th). She is the only player 6-foot or taller ranked among Top 10 WNBA assist leaders. She averages more steals per game (2.39) than any player in WNBA history with more than two seasons. Catchings owns four of the top five single-season steals figures in league history and in 2009 finished just one shy of Teresa Weatherspoon's league record of 100 in a season (94 in 2006; 94 in 2002; 90 in 2005; 99 in 2009). A member of the WNBA's 10th Anniversary All-Decade Team, awarded in 2006, she is the

only player in WNBA history to ever rank in the league's top 10 in scoring, rebounding, assists, steals and blocked shots in the same season. Catchings, though, has done it twice – in 2002 and 2006. She has posted double-doubles in nearly one-fourth of her professional games (96-of-423), now third in WNBA history.

She has become a frequent nominee for "best women's basketball player" during the ESPY Awards and she was one of five nominees for Cartoon Network's "She's Got Game Award," honoring five notable female athletes for 2013 Hall of Game Awards.

Off the court, Catchings is one of the country's most highly-regarded citizen-athletes...on Jan. 18, 2016, she became the first female recipient of the National Civil Rights Museum Sports Legacy Award, in Memphis, alongside Spencer Haywood and Jalen Rose she was inducted into the Indiana Basketball Hall of Fame on April 28, 2015. On April 26, 2014, Indy Parks and Recreation dedicated Tamika Catchings Court, in Thatcher Park on Indy's west side, in honor of her good works. In 2013, she served on a mentoring panel at the White House to honor Women's History Month, speaking with other female luminaries to a group of high school students. She was named by Secretary of State Hilary Rodham Clinton to serve on the U.S. Department of State's Council to Empower Women and Girls Through Sports. Serving in that capacity with the State Department, she has traveled to Bangkok, Thailand and Abu Dhabi, U.A.E. to engage girls and women in sports. Since the 2012-13 college season, she has been a National Ambassador for the Allstate WBCA Good Works Team, honoring college women's basketball stars who do good work in their communities. Catchings was the 2012 Honoree for the Pacers Foundation and Simon Youth Foundation Masquerade Gala and prior to the 2013 season, the Catch The Stars Foundation was honored by the Indianapolis City-County Council.

In 2012 alone, she was a spokesperson for Indy's Super Cure, a community initiative of the 2012 Indianapolis Super Bowl Host Committee to aid in research and donation of healthy breast tissue; she was named an NBA/WNBA ambassador for Sanofi's "Dribble to Stop Diabetes" campaign; she was named to serve on the board of trustees of the Women's Sports Foundation; and appeared with First Lady Michelle Obama in Des Moines, Iowa, as part of Obama's "Let's Move Tour," geared toward solving the problem of childhood obesity.

In 2011, she was voted a Top 5 Finalist for the United Nations NGO Positive Peace Award and one of ten "Dream Team for Public Service" finalists for the Jefferson Award for outstanding service by an athlete. She was invited to President George W. Bush's State of the Union Address in 2004 and was named a finalist for the 2006 Wooden Citizenship Cup, presented annually to the nation's top professional athlete who exhibits outstanding community service. She was the 2008 female recipient of the Rotary Club of Tulsa Henry P. Iba Citizen-Athlete Award. She was the first recipient of the WNBA's Dawn Staley Leadership Award, presented in 2008 to the player who best exemplifies the characteristics of a leader in the community and reflects Staley's leadership, spirit, charitable efforts and love for the game. Catchings is the current president of the WNBA Players Association.

## TAMIKA CATCHINGS

## PRO - WNBA

**2015:** Catchings started 30 games while averaging 13.1 points and 7.1 rebounds per game in her 14th active WNBA season...she reached double-figure scoring 24 times and was named to her WNBA-record 10th All-Star Game...Catchings scored a season-high 27 points against Phoenix, 6/12, and posted a season-best 13 rebounds at Tulsa, 8/30...twice, she had season highs of five steals...against Los Angeles, 8/26, she became the first player in WNBA history to record 1,000 steals...against Phoenix, 8/16, she moved into second-place on the league's career rebounding ladder, passing Tina Thompson...in overtime against Connecticut, 7/28, she passed Diana Taurasi as the league's No. 2 scorer of all-time...Catchings was named the Eastern Conference Player of the Week, 7/5, following a 26-point, 10-rebound effort at Washington, 7/2...she played her 400th career game in the WNBA, at Connecticut, 6/30...she was awarded the inaugural Sports Humanitarian of the Year Award presented by ESPN and PlayStation, 7/14.

**2014:** Catchings started all 16 games in which she played, averaging 16.1 points and 6.4 rebounds per contest...she was named second team WNBA All-Defense and earned Eastern Conference Player of the Month honors for the month of August...Catchings scored 12 of her season-high 29 points in the first quarter at New York, 8/10...the star forward connected on 11-of-19 from the floor, including a season-high 4 3-pointers and was three points shy of tying her career high scoring mark...she dished a season-high four assists in the win...Catchings did not play during the preseason or in any of the Fever's first 17 regular season games due to precautionary measures with a sore back.

**2013:** Catchings started all 30 games in which she played, leading the team in points per game (17.7) and finishing second in assists per game (2.4)...she posted double-doubles in three of four games from Aug. 24 to Sept. 6, missing four straight by a single rebound...she was named the East Player of the Week on Sept. 2, the WNBA-leading 20th player of the week award of her career...she stuffed the box score with 17 points, 10 rebounds, five steals and four blocks against Chicago, 8/3, recording the 85th double-double of her career...Catchings became the first player in league history to rank among the top 10 career leaders in points, rebounds, assists, steals and blocks...she became the No. 4 scorer in WNBA history while scoring 23 points at Tulsa, 7/25, while also adding nine rebounds, three assists, and three steals...on her 34th birthday, she overcame a bloodied nose to record the 84th double-double of her career at Washington, 7/21, scoring 23 points with 10 rebounds while adding six assists and three steals, resulting in East Player of the Week honors...she returned from a lower back injury to score a season-high 28 points against Tulsa, 6/28, finishing 9-of-18 from the floor while adding five rebounds, three assists, six steals and four blocked shots...her six steals against Tulsa, 6/28, matched her season high from 2012 while her four blocks in the same game were her highest figure since a career high five against Charlotte in 2006.

**2012:** In 34 starts, Catchings averaged 17.4 points, 7.6 rebounds, 3.1 assists and 2.1 steals per game...she was named the WNBA Defensive Player of the Year for the fifth-time in her career...she was named to the All-WNBA First-Team for the seventh time...she was third in WNBA MVP voting, with statistics better than in her 2011 MVP season...she was named to the WNBA All-Defensive First-Team for the eighth time in her career...she finished eighth in the WNBA for scoring, sixth in rebounds and fifth in steals...she became the second player in WNBA history, joining Katie Douglas, with 500 3-point field goals and 500 steals in her career...she posted 10 double-doubles in 34 games...she recorded eight games with 20 points or more, including a career-high six 3-pointers and season-high 31 points vs. Connecticut, 6/8...Catchings earned four Eastern Conference Player of the Week awards, the most of any season in her career, and also was the East's player of the month for August.

**2011:** The WNBA's Most Valuable Player started in 33 games before missing the final game of the regular season...she averaged 15.5 points, 7.1 rebounds, and 3.5 assists per game...her seventh point vs. the Liberty, 8/13, was the 5,000 of her career, becoming the sixth in league history to reach that mark...she matched a career-high with 32 points and was 17-of-19 from the foul line in that game...she set Fever records for free throws made and attempted the same night...she became the first player in WNBA history to score 5,000 points, have 2,000 rebounds, and dish 1,000 assists...she recorded a season-high 15 rebounds at Connecticut 6/17...she ranked fourth in the WNBA in steals and became the league's all-time leader on 7/9 vs.

Washington, passing Ticha Penicheiro...she had a season-high six thefts in that game, including a WNBA-record tying five in the fourth period...she posted four double-doubles in 33 games...in addition to being named WNBA MVP, she was named to the All-WNBA First Team and the WNBA All-Defensive Team...she had a string of 114 consecutive starts snapped by a bruised knee, three starts away from the franchise record.

**2010:** The WNBA's MVP runner-up for a second straight season, Catchings posted perhaps the finest year of her career...an 18.2-point scoring average was her best since 2003 and her 48.4 percent shooting clip easily the best of her career...she shot a career-high 44.8 percent from the 3-point stripe and led the WNBA in steals (77) for the fourth time...she recorded a season-high 30 points during a 95-93 win over eventual East champion Atlanta, 8/6...she posted eight double-doubles in 34 games and twice was named the Eastern Conference Player of the Week...in addition to being named to the All-WNBA First Team and WNBA All-Defensive Team, she received the league's Kim Perrot Sportsmanship Award...Catchings represented the USA in the Stars at the Sun midseason classic featuring stars of the WNBA against the USA Basketball National Team, preparing for the World Championships.

**2009:** The WNBA's MVP runner-up started in all 34 games...she averaged 15.1 points, 7.2 rebounds, 3.1 assists and 2.9 steals per game...Catchings won her third WNBA Defensive Player of the Year award and was only one steal from tying the WNBA record for most steals in a season (100)...she was also named to the All-WNBA First Team and the WNBA All-Defensive Team...with teammate Katie Douglas, Catchings was an All-Star starter...she led the team in rebounds, steals and assists, and was second in scoring...Catchings shot .873 from the free-throw line while leading the WNBA in free throws made...she was sixth in the WNBA with seven double-doubles...Catchings had six steals in a game five different times.

**2008:** In an abbreviated season due to injury and rehabilitation, Catchings started 17 games in 25 appearances...she averaged 13.3 points and 6.3 rebounds per game...she scored in double-digits in 17 of 25 appearances, and scored 20 points or more in five out of six games during the final stretch of the regular season...she posted identical double-doubles (20 points, 10 rebounds) in back-to-back games at Detroit, 9/5, and Atlanta, 9/8, to open the month of September...despite a shortened season, she still was named to the WNBA All-Defensive Team for the fourth straight season...her 1.96 steals per game was fifth in the league...Catchings shot a career-best 43.2 percent from behind the arc in 2008, second-best on the team and fourth in the WNBA.

**2007:** Catchings averaged 16.6 points, 9.0 rebounds, 4.7 assists and 3.1 steals per game while starting in all 21 of her appearances...she was having perhaps the best season of her career, including career-high averages in rebounds and assists before she injured her left foot (partially torn plantar fascia) vs. Detroit, 7/20...she missed the final 13 games of the regular season...the Fever was 5-8 in her absence...she was named All-WNBA second team and was a first-team selection to the WNBA All-Defensive team for the third straight season...she posted a season-high 26 points to go with 14 rebounds in a win at Detroit, 6/16...she had a season-high 15 rebounds one night earlier against Phoenix, 6/15...she had 22 points, 13 rebounds and six



assists to go with two steals in 37 minutes vs. Chicago, 7/18...the game vs. the Sky represented her seventh double-double of the season and the 50th of her career...despite missing 13 games, she led the WNBA in steals for a third consecutive season.

**2006:** Catchings averaged 16.3 ppg and 7.5 rpg, to go with a league-leading 2.94 spg to earn her second consecutive Defensive Player of the Year Award...she earned First Team All-WNBA honors, and was named at midseason to the WNBA's 10th Anniversary All-Decade Team...she was the leading vote-getter for the WNBA All-Star Game, but was unable to play due to a heel injury...she scored a season-high 30 points, snared nine rebounds with three assists and three steals in an overtime win at New York, 6/13...in the same game, she broke a 78-78 tie on a jump shot with just one tenth of a second left in overtime...Catchings was named the WNBA Player of the Week for the ninth time in her career, as she was honored for the week ending 7/30...she scored 20+ points nine times and scored in double figures in all but four games, including each of the last 17...her 165 FT and 204 FTA both were second in the WNBA...she topped the league in steals with 94, which tied her own mark for the second-highest figure in WNBA history...she helped the Fever to a total of 355 steals, the highest figure by a team in WNBA history...she missed two games early in the season (at Houston, 5/31, and at Minnesota, 6/2) due to a sprained right arch – they were the first games she had missed in her WNBA career.

**2005:** Catchings started all 34 games and led the Fever to the Eastern Conference Finals, averaging 14.7 ppg, 7.8 rpg, 4.2 apg and 2.6 spg...she was named the WNBA's Defensive Player of the Year and a member of the WNBA All-Defensive First Team...she led the league with 90 steals while no other player in the WNBA had more than 67 thefts...she finished with a club record 143 assists in 2005...she had a season-best eight steals against Connecticut, 7/13...it was the most steals by any player in the WNBA in 2005...she tied a Fever record with three consecutive double-doubles, 7/26-7/31, and fell one rebound short of her fourth in a row vs. Seattle, 8/4...she led the WNBA with 193 free throws attempted and ranked second in the league with 152 free throws made...she set team single-game records for free throws made and attempted, shooting 15-17 vs. Phoenix,



# TAMIKA CATCHINGS

5/24...she scored 20+ points a team-high 10 times, including a season-best 28 points vs. Phoenix, 5/24...she was named the WNBA Player of the Week three times, being so honored for the weeks ending 6/19, 7/17 and 8/21...she led the Fever in points, rebounds and assists in the same game 10 times...she set a franchise record with 10 offensive rebounds vs. Charlotte, 8/20...that was the most offensive rebounds by any player in the WNBA in 2005 and was two short of the league record.

**2004:** Highlighted by her gold medal appearance in the Olympics in August, Catchings appeared in all 34 games for the Fever and started in 33, missing a start only against San Antonio, 9/10, after sustaining a toe injury in practice...the missed start snapped a string of 96 consecutive starts dating to the opening game of 2002...she was named second team All-WNBA after leading the Fever in points (16.7), rebounds (7.3), assists (3.4), steals (2.0) and blocks (1.1)...she finished fifth in the WNBA in scoring, fourth in rebounds and fourth in steals per game...she recorded five double-doubles and scored in double figures in all but three games...she saved her best game for the season finale at Connecticut, 9/19, by scoring 30 points with nine rebounds, four assists and four steals...she shot 10-12 at the free throw line, and tallied 21 points in the second half...she was twice named the WNBA's Player of the Week.

**2003:** For the second straight season, Catchings was the runner-up in balloting for the league's MVP and Defensive Player of the Year Awards...she was named first team All-WNBA and was the leading scorer (17 points) in the WNBA All-Star Game, 7/14...she started and scored in all 34 games averaging 19.7 points per game, including an average of 22.0 during July and 20.0 during August...she twice matched her own franchise record by scoring 20+ points in four consecutive games...she had 10 games with double-figure points and rebounds...she matched a career scoring high with 32 points, and added a game-high 14 rebounds, in the Fever's first-ever win at Madison Square Garden, 8/22...she had 25 points and a career-high 16 rebounds in a double-overtime win at Connecticut, 6/26...she outdueled Chamique Holdscraw and led the Fever to a pair of dramatic road wins at Washington, just five days apart in July...after scoring 29 points on 7/24, she added 30 points during a 92-91 overtime game, 7/29...Catchings' spinning baseline floater off the glass as time expired overshadowed Holdscraw's apparent game-winning basket just seconds earlier, 7/29...she led the WNBA with 35.6 mpg...she finished second in the WNBA in steals and third in scoring.

**2002:** The WNBA Rookie of the Year, she was runner-up in voting for the league's MVP and Defensive Player of the Year Awards...she became the first Fever player ever to be named to the All-WNBA First Team...she ranked in the WNBA's top 10 in points, rebounds, assists, steals and blocks...in addition to being the only player in the WNBA to lead her team in points, rebounds and assists, she led the Fever in steals, blocked shots, minutes played and 3-pt FG...she led the team in scoring 21 times, rebounding 23 times and in assists 16 times...she led the WNBA in steals (2.94 spg)...she tied a WNBA record with nine steals against Minnesota, 7/26...she was the first Fever player to score 30+ points, scoring a team-record and career-high 32 points vs. New York, 6/8...she matched that total against Orlando, 8/7...she grabbed a season-high 15 rebounds against Charlotte, 8/3...she ranked second in the league in 3-pt FG with 76...her 193 attempts from long range led the league...she set a WNBA record by hitting all six of her 3-pt FG at Orlando, 7/3...she logged just 11 minutes after being elbowed in the nose by Miami's Ruth Riley, 7/12...that elbow resulted in a broken nose, but she did not miss any games and was one of two Fever players to start all 32 games...the first Fever player to start a WNBA All-Star Game, she scored a team-high 12 points with nine rebounds, one assist, one steal and four blocked shots...those blocked shots tied the All-Star Game record.

**2001:** She did not play due to a torn anterior cruciate ligament in her right knee suffered during her senior season at Tennessee...she tore cartilage (medial meniscus) in her right knee during the Fever's practice in Houston, 7/5, and underwent surgery, 7/9.

## PLAYOFFS

The WNBA's all-time leader in postseason points, rebounds and steals, Catchings owns career playoff averages of 16.8 points, 8.8 rebounds, 3.3 assists and 2.2 steals per game...she owns a double-double in nearly 40 percent of all playoff games, posting 26 double-doubles in 67 career playoff games (including 13 in 38 games the past six seasons)...she has appeared in

every playoff game in Fever history and ranks among WNBA all-time playoff leaders in games played (1st, 67), games started (1st, 66), minutes played (1st, 2280), field goals made (1st, 348), 3-point field goals made (5th, 81), free throws made (1st, 351), rebounds (1st, 588), assists (2nd, 223), steals (1st, 149), blocks (4th, 62) and points (1st, 1128).

**2015:** In her 12th playoff berth in 14 seasons, Catchings led the Fever back to the WNBA Finals before falling in five games to eventual champ Minnesota...the 36-year-old Catchings averaged 16.3 points, 6.9 rebounds and 2.0 steals per contest while posting the best 3-point percentage of her postseason career, 47 percent...she was nearly flawless in a first-round triumph over Chicago, finishing with 27 points on 8-of-16 shooting from the floor and 8-of-8 at the foul stripe, with nine rebounds and six assists to help Indiana advance to the conference finals...she scored in double figures in 10 of 11 playoff games.

**2014:** In her 11th postseason appearance, Catchings tallied double-double efforts in three of five playoff games as Indiana fell one win shy of reaching its third WNBA Finals...during the five-game playoff run, she passed Lisa Leslie as the league's all-time leader in playoff points and rebounds...she averaged 16.6 points and 9.2 rebounds in the playoffs...she posted 22 points and 10 rebounds in a playoff opener against Washington while securing 14-of-14 free throws and a career-high and WNBA playoffs-record seven steals...she had 26 points and 11 boards to help complete a two-game sweep of the Mystics, and later added 16 points with 14 boards in a Game 2 win over Chicago in the East Finals.

**2013:** Catchings started in all four Fever postseason games, averaging 13.5 points, 7.8 rebounds, 2.3 assists and 1.5 steals per game...she recorded a double-double in the first-round series clinching win against Chicago, 9/22, scoring 18 points with 12 rebounds.

**2012:** The 2012 Finals MVP was one of two Fever players to start in all 10 Fever postseason games...she averaged team-highs of 19 points, 2.3 steals and 1.8 blocks per game while also contributing 8.5 rebounds and 3.1 assists...she scored in double-digits in 9 of 10 playoffs games, including four double-doubles...her 25 points in Game 2 of the East semis at Atlanta included an 18-point fourth quarter that was one point shy of the WNBA scoring mark for a quarter...with Indiana facing elimination four times in the playoffs, Catchings responded each time – 25 points, 13 rebounds in Game 2 of the East semis and 16 points, 11 rebounds in Game 3...in Game 2 of the East Finals, she scored 21 points in a Game 2 win, and added 22 points and 13 rebounds in the Game 3 clincher at Connecticut...she scored 25 points in a WNBA Finals Game 4 victory that sealed the Fever's championship...en route to Finals MVP honors, she averaged 22.3 points, 6.0 rebounds, 3.5 assists, 2.0 steals and 2.3 blocks per game against the Lynx.

**2011:** Catchings started in five of the six Fever postseason games, averaging 10 points and 8.3 rebounds per game... in 35 minutes, Catchings scored 17 points in a Game 3 win over New York, 9/19, in the East Semis...she was injured in Game 2 of the Eastern Conference Finals limiting her to only six points in a decisive Game 3 vs. Atlanta...Catchings scored 60 points in the postseason, moving her into seventh place on the WNBA's all-time postseason scoring list.

**2010:** Catchings averaged 18.7 points and 8.7 rebounds in a three-game series against New York...she led the club with 18 points and six assists in a Game 1 loss at N.Y., 8/26...she led the Fever with 17 points and 13 rebounds in a Game 2 win at Bankers Life Fieldhouse...she scored 21 points in a decisive Game 3 defeat.

**2009:** Catchings started in all 10 games, averaging 17.2 points, 10.4 rebounds, 5.4 assists, 3.3 steals and 1.4 blocks per game...among WNBA playoffs leaders, she ranked first in assists and steals per game, second in rebounds per game and fifth in blocks per game...Catchings had a WNBA leading five double-doubles in the postseason...in two games in the Eastern Conference Semifinals, Catchings averaged 25 points per game...in her first WNBA Finals appearance, Catchings averaged 16.2 points in five games with an eye-popping 9.6 rebounds, 6.6 assists, 3.2 steals and 1.6 blocks per game...Catchings had one of her best games of the postseason against Washington, 9/19, in Game 2 of the Eastern Conference Semifinals, registering 24 points, 16 rebounds, five assists, four steals and a playoff career-high four blocks...in Game 2 of Eastern Conference Finals against Detroit, 9/25, she had a playoff career-high six steals...she fell one rebound short of a triple-double in Game 2 of the

WNBA Finals at Phoenix, 10/1, finishing with 19 points, a playoff career-high 11 assists, nine rebounds and two steals...Catchings was first on the team in scoring, rebounding, assists, steals and blocks during the postseason.

**2008:** In three games of the conference semifinals against Detroit, Catchings averaged 20.3 points, 7.7 rebounds, 6.0 assists and a steal per game. She posted 27 points in an overtime road win in Game 2.

**2007:** Playing for the first time since a mid-season injury, Catchings posted four consecutive double-doubles to lead the Fever into the Eastern Conference Finals...in Game 1, she played 46 minutes while scoring 14 points with 20 rebounds and seven assists in a triple-overtime loss at Connecticut, 8/23...it was the second-best rebounding figure in WNBA Playoffs history...she followed with 15 points, 13 rebounds and six assists in Game 2, 8/25, and 30 points and 13 boards in a decisive Game 3 overtime victory, 8/27...bringing the Fever back from a WNBA Playoffs-record 22-point deficit, she made 16 of 17 free throw attempts in Game 3, for the second-most free throws made in playoff history...in Game 1 of the Eastern Finals, she posted 22 points and 11 boards in a win over Detroit, 8/31...near halftime of Game 3, she crumpled to the floor with a right Achilles tear.

**2006:** She averaged 14.0 ppg and 6.0 rpg in a two-game series against Detroit, despite spending most of the second half of Game 2, 8/19, in the training room with a concussion.

**2005:** Catchings paced the Fever with 17.3 ppg and 9.3 rpg...she had a season playoff-high 21 points and played 44 out of 45 minutes in an overtime loss at Connecticut which closed the series...her 3-pt FG with 18.6 seconds left in regulation, sent the game into overtime.

**2002:** In three games against New York, she averaged 20.3 ppg, 10.7 rpg and 2.3 apg...in the series opener, she shot 11-of-19 overall with four 3-pointers for 29 points...she collected 11 rebounds and handed out four assists with three steals...she scored 20 points and grabbed a postseason-high 14 rebounds in Game 2 at New York, 8/18.

## PRO - OVERSEAS

**2012-13:** Catchings posted averages of 25.1 points, 8.1 rebounds and 3.3 steals per game for the Guangdong Dolphins in China.

**2010-11:** Catchings averaged 13.0 points and 6.7 rebounds while playing 11 games for Galatasaray and helping the club to the Turkish Finals against four-time champion Fenerbahce.

**2009-10:** Catchings played for Galatasaray in the Turkish League alongside Fever teammate Katie Douglas.

**2008-09:** Catchings led her team in Poland (Lotos Gdynia) to the Polish League title by averaging 14.7 ppg (fifth in PLKK)...she was named PLKK Player of the Year by Eurobasket.com.

**2006-07:** Catchings played for Woori Bank Hansae of the WKBL (Korea) and finished her season with a scoring average of 28.1 ppg.

**2005-06:** Catchings split her time between Russia and Korea...she competed for Spartak Moscow in November and December...in January, she resumed her position with Woori Bank Hansae of the Women's Korean Basketball League...she returned to Spartak Moscow in late March during the club's participation in the EuroCup playoffs.

**2003:** A week after ending her WNBA regular season, Catchings returned to Korea to help Woori Bank Hansae to a summer title in the WKBL...she scored 23 points with 25 rebounds and eight assists in the final game as Woori Bank won the championship series, 3-1.

**2002-03:** Catchings led the Woori Bank Hansae to a 14-6 record and the regular-season title in the WKBL...in Korea, she averaged 24.3 points, 9.9 rebounds and 3.5 steals per game...she was named the All-Star Game MVP and led the league in points and steals.

## INTERNATIONAL

**2016:** Catchings has been named to the USA Basketball Olympic Women's Basketball Team that will compete in Rio de Janeiro, Catchings hopes to join an elite club with Teresa Edwards and Lisa Leslie who are currently the only American basketball players, male or female, to earn four Olympic gold medals.

**2012:** A tri-captain on the U.S. Olympic women's basketball team in London, Catchings earned her third Olympic gold medal...one of only three players to start all eight games, she averaged 6.1 points and 4.9 rebounds per game while finishing second on the club with 13 steals.



## TAMIKA CATCHINGS

**2010:** Catchings helped the U.S. to a gold medal in the FIBA World Championships, conducted in Czech Republic...averaging 19.3 minutes per game, Catchings averaged 8.8 points and 2.8 rebounds in the tournament.

**2008:** In her second Olympics with Team USA, Catchings appeared in all eight games of the Olympic Tournament and claimed her second Olympic gold medal...Catchings led the U.S. with 14 steals in the tournament, while averaging 6.8 points and 4.4 rebounds per game...she shot 72.4 percent from the floor to lead the U.S.

**2006-07:** Catchings led the U.S. in points (12.8), rebounds (9.0) and steals (3.8) during the Senior Women's National Team's 2007-08 training camp four-game tour in Italy...she was second on the team with 1.5 assists per game.

**2006:** Catchings was a starter for the United States while earning a bronze medal at the 2006 FIBA World Championship for Women conducted in Sao Paulo, Brazil...the team finished 8-1 in the tournament, falling to Russia in a semifinal game and downing Brazil for the bronze medal...Catchings finished the tournament averaging 7.0 points and 6.9 rebounds per game...her 18 steals led the U.S.

**2004:** Catchings won her first Olympic gold medal while starting every game for the United States in Athens, Greece...sixth on the team in scoring (6.9 ppg), Catchings was solid in multiple categories for the U.S. – first in minutes (24.8), steals (2.8) and free throw percentage (.833) and third in rebounds (5.4)...Catchings posted 11 points and a game-high five steals in a semifinal win over Russia, 8/27...she had one point, five boards, a block and two steals in the gold medal-win over Australia, 8/28.

**2002:** Following the 2002 WNBA season, she helped lead the U.S. National Team to a gold medal in the FIBA World Championship for Women held in China...in the World Championship, she averaged 10.0 ppg and was second on the squad with 5.7 rpg...she was the team's top outside threat, nailing a team-high 13 3-pt FG in nine games, shooting 48 percent beyond the arc.

#### COLLEGE

**2000-01:** She led her team in scoring (15.1 ppg) and rebounding (8.6 rpg) before suffering a season-ending torn right ACL (17th game of the season)...she led Tennessee to a 16-1 record and a No. 2 national ranking before the injury...she was a Kodak All-America recipient for the fourth consecutive season, then one of only four women ever to be named four times... she finished her college career ranked third in the school's history in points (2,113) and rebounds (1,004) and second in steals (311) and blocked shots (140)...she posted 33 career double-doubles...she graduated with honors a semester ahead of her class with a bachelor's degree in sport management, 12/00...a 2001 Academic All-SEC honoree, she earned a perfect 4.0 GPA during her final undergraduate semester.

**1999-00:** She was a consensus All-American and received numerous honors following her junior season, including the Naismith National Player of the Year Award while guiding the Lady Vols to the NCAA Championship game for the second time in her four college seasons...she received an ESPY Award as the 2000 College Player of the Year...she scored double figures 32 times and grabbed double-digit rebounds 11 times while recording nine double-doubles...she led her team in scoring (15.7), rebounding (7.9) and steals (2.5).

**1998-99:** She was named to the Kodak All-America Team for the second time...she also was named to The Associated Press All-America Team, as well as Sports Illustrated, The Sporting News and Women's Basketball Journal All-America Teams...she was a member of the SEC's All-Academic Team...starting all 34 games, she scored double-figure 29 times and recorded eight double-doubles...she was second on the team in scoring (16.6), rebounding (7.3) and assists (95)...she led the team in steals (88)...she scored a career-high 38 points in 27 minutes against Florida in the SEC Tournament, just two points shy of the SEC Tournament record.



**1997-98:** She joined Holdsclaw as the second member of the Lady Vols to be honored as a Kodak All-American as a freshman... she celebrated her first SEC title with spots on the All-Tournament, All-SEC and All-Freshman Teams...she was selected as Freshman of the Year by the U.S. Basketball Writers Association, The Sporting News and the SEC coaches...she was named to the All-Final Four Team, as her team won the national championship...she scored double figures 36 times, grabbed double-digit rebounds nine times and recorded nine double-doubles...she scored a school freshman record 711 points and tallied a Tennessee freshman record 35 points against DePaul.

#### PERSONAL

Her nicknames are Mik, Mika or Catch...she earned a master's degree in sports studies at the University of Tennessee, completing commencement exercises, 5/6/05...she attended Duncanville High School in Duncanville, Texas...she considers her family as the only role models she'll ever need...while in the seventh grade, she decided to pursue a career in basketball... she is an avid poetry writer and lists her favorite author as E. Lynn Harris...she wears No. 24 because her father, Harvey, who played in the NBA, wore 42, her brother wore 21, which is half of 42 and her sister Tauja (who played at the University of Illinois) wore 12, which is opposite of 21 and half of 24...Tauja was a standout college player at Illinois and was drafted in the third round (#37 overall) by the Phoenix Mercury in the 2000 WNBA Draft...if she could play against any NBA player it would be Alonzo Mourning, because "I have always admired him. He has definitely shown the heart and determination of a true champion."

Born with a hearing disability, she wore a hearing aid as a young girl...in 2000, she was honored with the Reynolds Society Achievement Award by the world-famous Massachusetts Eye and Ear Infirmary in Boston...that annual award is given to an individual who has overcome hearing, vision or voice loss and who has distinguished themselves and provided inspiration to others.

Catchings launched the Catch the Stars Foundation, Inc. in Spring 2004, initially to assist disadvantaged youth in helping to achieve their dreams...Catchings felt compelled to start the foundation because she understands that the youth of today are the stars of tomorrow and the lack of support for our youth results in many never reaching their full potential...the Catch the Stars Foundation has evolved to empower all youth, boys and girls, to achieve their dreams by providing goal setting programs that promote fitness, literacy and youth development...programs are targeted to youth throughout Indianapolis, with a specific emphasis on supporting and assisting under-served and low to moderate income communities...a public reception was held to unveil the foundation at the NCAA Hall of Champions, 3/11/05...in February 2011, the Foundation announced a partnership with the University of Tennessee School of Education, Health and Human Services to assist at-risk high school students in Knoxville, Tenn....Catchings and the Foundation conducts fitness clinics and basketball camps at numerous locations nationally...fitness clinics are conducted in November each year with canned food items being the only cost of admission...those canned food items are annually donated to Gleaners Food Bank of Indiana, prior to Thanksgiving...Catchings has also been an annual participant and sponsor of the Indiana Pacers' annual Thanksgiving dinner to feed the area's homeless and less fortunate...current programs for her foundation include a college scholarship program for Indianapolis high school scholar-athletes; the Catch the Stars Youth Holiday Basketball Camp; Catch on to Fitness Clinics; Catchings Corner (donated Fever game tickets) and S.T.A.R.S. (Sisters Teaching and Reaching Sisters)... for more information, contact catchthestars24@aol.com or visit websites at [www.catchings24.com](http://www.catchings24.com) or [www.catchthestars.org](http://www.catchthestars.org).

#### CAREER TRANSACTIONS

(1) Drafted by the Indiana Fever with the 3rd overall pick, first round, in the 2001 WNBA Draft, 4/20/01

# TAMIKA CATCHINGS

## CATCHINGS' STATISTICS

### REGULAR SEASON

YR/TEAM	G-GS	MIN	FGM-A	PCT	3FGM-A	PCT	FTM-A	PCT	OR	DR	TR	AVG	AST	PF-DQ	ST	TO	BKS	PTS	AVG
2001 IND	did not play, injured list																		
2002 IND	32-32	1167	184-439	.419	76-193	.394	150-184	.815	92	184	276	8.6	118	105-2	94	82	43	594	18.6
2003 IND	34-34	1210	221-512	.432	74-191	.387	155-183	.847	82	190	272	8.0	114	122-2	72	102	35	671	19.7
2004 IND	34-33	1149	180-468	.385	56-167	.335	152-178	.854	79	170	249	7.3	115	90-2	67	77	38	568	16.7
2005 IND	34-34	1174	157-410	.383	35-123	.285	152-193	.788	69	195	264	7.8	143	96-1	90	91	16	501	14.7
2006 IND	32-32	1071	162-398	.407	32-107	.299	165-204	.809	68	172	240	7.5	119	90-0	94	79	35	521	16.3
2007 IND	21-21	678	108-259	.417	23-74	.311	109-133	.820	54	135	189	9.0	98	64-0	66	62	22	348	16.6
2008 IND	25-17	694	101-258	.391	38-88	.432	92-115	.800	48	109	157	6.3	83	74-1	49	61	11	332	13.3
2009 IND	34-34	1083	157-407	.386	40-122	.328	158-181	.873	86	159	245	7.2	107	92-0	99	88	18	512	15.1
2010 IND	34-34	1068	207-428	.484	47-105	.448	157-185	.849	57	185	242	7.1	135	93-3	77	93	30	618	18.2
2011 IND	33-33	1040	168-384	.438	32-92	.348	143-162	.883	63	170	233	7.1	115	69-0	67	73	30	511	15.5
2012 IND	34-34	1036	200-463	.432	50-132	.379	140-162	.864	62	196	258	7.6	107	84-0	70	59	29	590	17.4
2013 IND	30-30	942	179-452	.396	36-112	.321	136-158	.861	45	168	213	7.1	71	74-0	85	51	31	530	17.7
2014 IND	16-16	430	90-202	.446	14-38	.368	64-81	.790	21	81	102	6.4	30	30-0	27	33	13	258	16.1
2015 IND	30-30	799	125-327	.382	18-61	.295	125-144	.868	51	162	213	7.1	67	76-0	55	50	24	393	13.1
<b>WNBA (15)</b>	<b>423-414</b>	<b>13542</b>	<b>2239-5407</b>	<b>.414</b>	<b>571-1605</b>	<b>.356</b>	<b>1898-2263</b>	<b>.839</b>	<b>877</b>	<b>2276</b>	<b>3153</b>	<b>7.5</b>	<b>1422</b>	<b>1159-11</b>	<b>1012</b>	<b>1001</b>	<b>375</b>	<b>6947</b>	<b>16.4</b>

### PLAYOFFS

YR/TEAM	G-GS	MIN	FGM-A	PCT	3FGM-A	PCT	FTM-A	PCT	OR	DR	TR	AVG	AST	PF-DQ	ST	TO	BKS	PTS	AVG
2002 IND	3-3	103	22-45	.489	8-21	.381	9-11	.818	12	20	32	10.7	7	7-0	4	11	1	61	20.3
2005 IND	4-4	146	21-59	.356	5-12	.417	22-28	.786	13	24	37	9.3	9	13-1	8	11	1	69	17.3
2006 IND	2-2	62	10-31	.323	4-8	.500	4-6	.667	2	10	12	6.0	7	8-0	2	6	1	28	14.0
2007 IND	6-6	196	27-73	.370	5-19	.263	36-41	.878	12	54	66	11.0	19	15-0	13	10	3	95	15.8
2008 IND	3-3	113	15-34	.441	3-11	.273	28-30	.933	3	20	23	7.7	18	12-0	3	11	2	61	20.3
2009 IND	10-10	357	56-122	.459	9-36	.250	51-60	.850	24	80	104	10.4	54	34-1	33	34	14	172	17.2
2010 IND	3-3	107	19-46	.413	5-14	.357	13-16	.813	5	21	26	8.7	9	7-0	9	3	2	56	18.7
2011 IND	6-5	190	19-57	.333	4-15	.267	18-23	.783	19	31	50	8.3	14	17-0	13	15	3	60	10.0
2012 IND	10-10	354	56-149	.376	17-52	.327	61-68	.897	18	67	85	8.5	31	29-0	23	27	18	190	19.0
2013 IND	4-4	116	18-46	.391	2-10	.200	16-22	.727	6	25	31	7.8	9	10-0	6	11	1	54	13.5
2014 IND	5-5	170	23-74	.311	1-9	.111	36-40	.900	14	32	46	9.2	16	10-0	13	10	3	83	16.6
2015 IND	11-11	360	58-134	.433	15-32	.469	48-56	.857	17	59	76	6.9	29	28-0	22	29	11	179	16.3
<b>WNBA (12)</b>	<b>67-66</b>	<b>2280</b>	<b>348-875</b>	<b>.398</b>	<b>81-244</b>	<b>.332</b>	<b>351-411</b>	<b>.854</b>	<b>143</b>	<b>445</b>	<b>588</b>	<b>8.8</b>	<b>223</b>	<b>190-2</b>	<b>149</b>	<b>176</b>	<b>62</b>	<b>1128</b>	<b>16.8</b>

## CATCHINGS' CAREER HIGHS

### REGULAR SEASON

MIN: 45, at CON, 2OT, 6/26/03  
 at WAS, 2OT, 6/18/05  
 FGM: 13, vs. ORL, 8/7/02  
 FGA: 24, at HOU, 7/31/04  
 3-Pt FGM: 6, vs. CON, 6/8/12  
 at NY, 8/17/10  
 at ORL, OT, 7/3/02  
 3-Pt FGA: 12, at WAS, 8/6/02  
 FTM: 17, vs. NY, 8/13/11  
 FTA: 19, vs. NY, 8/13/11  
 OR: 10, vs. CHA, 8/20/05  
 DR: 13, at WAS, 2OT, 6/18/05  
 vs. DET, OT, 6/15/05  
 TR: 16, at CON, 2OT, 6/26/03  
 vs. DET, 6/29/06  
 vs. CHA, 8/20/05  
 AST: 11, vs. CHI, 7/8/07  
 ST: 9, vs. MIN, 7/26/02  
 BKS: 5, vs. CHA, 6/18/06  
 PTS: 32, vs. NY, 8/13/11  
 vs. NY, 6/8/02  
 vs. ORL, 8/7/02  
 at NY, 8/22/03

### PLAYOFFS

MIN: 46:40, at CON, 3OT, 8/23/07  
 FGM: 11, vs. NY, 9/27/15  
 vs. PHO, 10/7/09  
 vs. NY, 8/16/02  
 FGA: 22, at CHI, 2OT, 9/1/14  
 3-pt FGM: 4, vs. NY, 8/16/02  
 3-pt FGA: 10, at MIN, 10/14/12  
 FTM: 16, vs. CON, OT, 8/27/07  
 FTA: 17, vs. CON, OT, 8/27/07  
 OR: 6, five times  
 (most recent: at CHI, 2OT, 9/1/14)  
 DR: 18, at CON, 3OT, 8/23/07  
 TR: 20, at CON, 3OT, 8/23/07  
 AST: 11, at PHO, 10/1/09  
 ST: 7, vs. WAS, 8/21/14  
 BKS: 4, vs. ATL, 10/2/12  
 at MIN, 10/14/12  
 vs. WAS, OT, 9/19/09  
 PTS: 30, vs. CON, OT, 8/27/07

## MARISSA COLEMAN



**POSITION:** Guard-Forward

**WNBA YEARS:** 7

**HEIGHT:** 6-1

**WEIGHT:** 160

**BORN:** January 4, 1987 in Portland, Ore.

**HIGH SCHOOL:** St. John's College (District of Columbia)

**COLLEGE:** Maryland '09

**DRAFTED:** By Washington, first round, 2009 WNBA Draft (2nd overall)

**ACQUIRED:** Signed as a free agent, 3/29/14



# 25



@MarissaC\_25  
TWITTER



@MarissaC\_25  
INSTAGRAM

A seven-year WNBA veteran and the second overall pick in the 2009 WNBA Draft, Marissa Coleman begins her third season with the Indiana Fever...she spent her first five WNBA seasons with Washington and Los Angeles...Coleman is a versatile combo guard who can score, defend, push tempo and shoot the 3-pointer...she led Maryland to a national championship in 2006 and has bolstered the Indiana backcourt with size, strength and versatility...she has played in all 34 regular season games during each of the past six seasons, and appeared in the playoffs in 6 of 7 WNBA seasons.

#### PRO - WNBA

**2015:** In her second year with the Fever, Coleman was the club's only player to start all 34 games...she averaged a career-high 10.4 points per game, with 3.5 rebounds and 1.6 assists...she scored a career-high 25 points against San Antonio, 7/10, on 9-of-16 shooting with a pair of 3-pointers...she scored in double figures in 17 regular season games...her 42 steals also were a career-best, finishing 11th in the WNBA with 1.24 steals per game...she was elected to her first All-Star Game and shot 2-of-5 from long range for six points for the East squad, 7/25...she scored 16 points and dished a career-high seven assists at New York, 6/19.

**2014:** In her first year with Indiana, Coleman made 32 starts, in 34 games...she averaged a then-career-high 8.9 points, with 3.3 rebounds...she scored a season-high 20 points in a win at Washington, 6/6, that included a career-high 8-of-8 free throws...she had a season-high five steals at Seattle, 7/31.

**2013:** Coleman made three starts in 34 games with the Sparks, posting averages of 4.6 points and 2.9 rebounds in a star-studded lineup limiting her to 17.5 minutes per contest...she had a season-high 17 points at Tulsa, 8/2.

**2012:** Coleman played in all 34 games, starting in two for Los Angeles...she averaged 3.1 points, 2.6 rebounds and 1.1 assists per game...she had a season-high four assists and four steals at Atlanta, 6/15...she shot 90 percent from the foul line (18-of-20).

**2011:** Eighth in the WNBA in three-point field goal attempts (144) and 10th in the league in 3-point makes (53), Coleman started 28 games with Washington...she averaged 8.6 points and 4.8 rebounds per game...she scored a career high 21 points against Atlanta, 7/20, connecting on eight shots from the field, which was a career high...she posted her first double-double of the season against Tulsa, 6/26, contributing 13 points and grabbing a career-high 12 rebounds.

**2010:** Coleman appeared in all 34 games for Washington...she earned the first start of her career against the Connecticut Sun, 5/30, where she played 30 minutes, scored seven points, grabbed four rebounds, dished two assists, and had one steal...she posted her first career double-double against Tulsa, 8/1, scoring a season-high 14 points and tying a career-high with 10 rebounds...she ranked ninth in the league in 3-point field-goal percentage (.402).

**2009:** Coleman saw action in 28 games during her rookie year with the Mystics...she suffered an ankle injury which sidelined her for six games...she posted a season-high 16 points in the regular season opener against the Connecticut Sun, 6/6, including a season-high four 3-pointers...she averaged 18.8 minutes and 6.1 points per game.

#### PLAYOFFS

In six playoff seasons, Coleman has appeared in 27 games with 16 starts...she averages 8.8 points, 2.5 rebounds one steal per playoff game...she reached the WNBA Finals for the first time in 2015 when Indiana faced Minnesota...in two playoff seasons with Indiana, she averages 10.8 points and 2.7 rebounds per game.

**2015:** In the lengthiest playoff run of her career, Coleman averaged a career playoff high of 11.9 points while starting all 11 games and leading the Fever to the Finals...she reached double-figure scoring in 8 of 11 playoff games...Coleman tied the Fever postseason record with five 3-pointers in Game 3 of the East Semis at Chicago, 9/21, and again in Game 3 of the East Finals at New York, 9/29...she averaged 11.4 points through five games of the WNBA Finals against Minnesota.

**2014:** Coleman averaged career playoff highs of 8.2 points, 3.2 rebounds and 2.4 steals per game, in five playoff games with the Fever.

**2013:** Coleman appeared in three playoff games, totaling 10 points and four rebounds for the Sparks.

**2012:** In four games with L.A., she scored eight points with three rebounds.

**2010:** Coleman's best playoff campaign including a 13.5-point average in two games of the East Semifinals against Atlanta.

**2009:** She averaged 10.5 points in two games of the East Semis against Indiana...one of her best playoff games was on her college home court at Comcast Center, where she tallied 16 points, eight rebounds, two steals and four blocks against the Fever.

#### PRO - OVERSEAS

**2015-16:** Coleman helped Fenerbahce to a league championship in Turkey and a third-place finish in the EuroLeague Final Four...she averaged 10.9 points in Turkish League action, and 9.8 points in EuroLeague competition.

**2014-15:** With Edirne Spor in Turkey, Coleman averaged 16.7 points and 7.6 rebounds per game.

**2013-14:** Coleman helped the KB Stars, in South Korea, advance to the semifinals of the league tournament, averaging 6.0 points and 3.4 rebounds per game in 36 games.

**2012-13:** She signed in February with Cercle Jean Mace Bourges in France, appearing in 12 games while averaging 9.1 points and 5.3 rebounds per game.

**2011-12:** She split time between Perfumerias Avenida in Spain and Lyon in France...with Lyon, she averaged 10.5 points in eight games.

**2010-11:** She signed in January with Hungary's MKB Euroleasing Sopron, playing in 10 Hungarian games and five EuroLeague contests. She averaged 11.0 points in EuroLeague and 10.6 points in the domestic league.

**2009-10:** Her first overseas venture was with Familia Schio in Italy where she averaged 5.4 points in 11 EuroLeague contests and 8.0 points in a dozen Italian games.

#### INTERNATIONAL

A member of the gold-medal 2007 U.S. Pan American team, Coleman played in all five games of the tournament, averaging 9.4 points and 4.2 rebounds per game...she shot 57.7 percent from the field and 46.2 percent from 3-point range...she won a gold medal at the 2005 FIBA U19 World Championship in Tunis, Tunisia, in her second stint with the USA U19 Basketball team, averaging 8.8 points and 4.4 rebounds...the U19 squad was named USA Basketball 2005 Team of the Year...she also helped the USA win a gold medal at the International Sports Invitational in San Diego, Calif...she was a member of the 2004 USA U19 team that captured a gold medal at the Junior World Championship Qualifying tournament in Mayaguez, Puerto Rico, helping the United States to a berth into the 2005 FIBA World Championship.

#### COLLEGE

Coleman capped a decorated college career as the first player in ACC history to record over 2,000 points, 1,000 rebounds, 400 assists, 200 steals and 100 blocked shots...she finished her career as the school's second leading scorer (2,205) and rebounder (1,139).

**2008-09:** A first-team All-American, Coleman was named the most valuable player of the ACC Tournament and an All-ACC first team selection while leading the Terrapins to their first ACC title since 1989...she averaged 18.1 points and 8.6 rebounds.

**2007-08:** Coleman earned AP honorable mention All-America honors for the second year in a row and second team All-American mention by Sports Illustrated...she became the fourth Terrapin ever to receive all-conference nods in each of her first three seasons...she was twice named the ACC Player of the Week, the second time following a career-high and Comcast Center-record six 3-pointers in the Terrapin Classic...she led the team in scoring nine times, reaching double digits 32 times, including 10 20-point games and two 30-point performances.

**2006-07:** As a sophomore, she was a second-team All-ACC pick a second year-in-a-row...she became the first Terrapin and the 11th player in ACC history to record a triple-double, tallying 15 points, 14 boards and 10 assists against UC Santa Barbara on Dec. 2, 2006...she was named the MVP of the Terrapin Classic...prior to the season, ESPN.com tabbed her as the No. 2 wing player in the country.

**2005-06:** Coleman earned billing as the ACC Rookie of the Year as Maryland captured the first NCAA title in program history...she led the ACC with a 47 percent 3-point shooting clip and tied the conference mark with 29 double-figure scoring games by a freshman...she was named second-team All-ACC...she had eight 20-point games including a 23-point showing in an overtime upset at No. 1-ranked North Carolina...she posted double-doubles in both games of the Final Four in Boston, grabbing 14 rebounds in each game...she scored 4 of Maryland's 8 points in overtime, knocked down a pair of free throws in the final 13 seconds and grabbed the final rebound of the game to seal Maryland's national championship victory over ACC rival Duke.



# MARISSA COLEMAN

## PERSONAL

Marissa Coleman was born Jan. 4, 1987 in Portland, Ore., and is the daughter of Joni and Tony Coleman...she has a sister, Tonya, and a brother, Anthony...her favorite athlete is Peyton Manning... she chose Maryland over Duke, Connecticut, Tennessee and Florida...at St. John's College High School in the District of Columbia, she was a McDonald's and WBCA All-American, playing in both senior all-star games...she led all scorers with 19 points in the McDonald's game and was selected the East's MVP in the WBCA game...she also was a first team Parade All-American...Coleman was named first team All-USA by USA Today and was the Washington Post High School Player of the Year...she earned first team All-Met honors in her final two seasons...she was the 2004 and 2005 Washington D.C. Gatorade Player of the Year, leading the Cadets to a 59-9 record in her final two years...she led her squad to the Washington Catholic Athletic Conference title game every year, capturing the title in 2002 and 2004...she left the school with career records for points (2,057) and rebounds (1,750)...she averaged 21 points, 10 rebounds, three assists and two steals a game as a senior.

## CAREER TRANSACTIONS

(1) Drafted by the Washington Mystics with the second pick, first round, in the 2009 WNBA Draft, 4/9/09. (2) Traded to Los Angeles, 2/1/12, in exchange for Noelle Quinn. (3) Signed as a free agent by Indiana, 3/29/14.

## COLEMAN'S STATISTICS

### REGULAR SEASON

YR/TEAM	G-GS	MIN	FGM-A	PCT	3FGM-A	PCT	FTM-A	PCT	OR	DR	TR	AVG	AST	PF-DQ	ST	TO	BKS	PTS	AVG
2009 WAS	28-0	525	54-159	.340	29-80	.362	34-45	.756	22	54	76	2.7	22	44-0	20	34	9	171	6.1
2010 WAS	34-1	663	75-189	.397	41-102	.402	31-41	.756	25	87	112	3.3	50	67-1	29	42	12	222	6.5
2011 WAS	34-28	918	107-278	.385	53-144	.368	25-37	.676	46	118	164	4.8	47	80-1	24	54	14	292	8.6
2012 LA	34-2	548	37-116	.319	14-55	.255	18-20	.900	24	63	87	2.6	36	44-0	21	24	8	106	3.1
2013 LA	34-3	595	58-135	.430	20-50	.400	21-33	.636	32	68	100	2.9	34	43-0	24	31	5	157	4.6
2014 IND	34-32	815	106-271	.391	43-113	.381	49-60	.817	28	84	112	3.3	37	68-0	27	40	11	304	8.9
2015 IND	34-34	842	127-331	.384	42-125	.336	59-79	.747	33	87	120	3.5	54	65-0	42	63	10	355	10.4
<b>WNBA (7)</b>	<b>232-100</b>	<b>4906</b>	<b>564-1479</b>	<b>.381</b>	<b>242-669</b>	<b>.362</b>	<b>237-315</b>	<b>.752</b>	<b>210</b>	<b>561</b>	<b>771</b>	<b>3.3</b>	<b>280</b>	<b>411-2</b>	<b>187</b>	<b>288</b>	<b>69</b>	<b>1607</b>	<b>6.9</b>

### PLAYOFFS

YR/TEAM	G-GS	MIN	FGM-A	PCT	3FGM-A	PCT	FTM-A	PCT	OR	DR	TR	AVG	AST	PF-DQ	ST	TO	BKS	PTS	AVG
2009 WAS	2-0	53	6-19	.316	4-8	.500	5-5	1.000	3	7	10	5.0	3	3-0	4	7	4	21	10.5
2010 WAS	2-0	50	8-20	.400	3-10	.300	8-10	.800	2	6	8	4.0	2	6-0	2	1	0	27	13.5
2012 LA	4-0	31	2-6	.333	2-6	.333	2-2	1.000	1	2	3	0.8	1	2-0	1	0	0	8	2.0
2013 LA	3-0	50	3-11	.273	0-4	.000	4-6	.667	1	3	4	1.3	3	1-0	4	5	1	10	3.3
2014 IND	5-5	115	16-39	.410	7-21	.333	2-4	.500	5	11	16	3.2	0	12-0	5	5	0	41	8.2
2015 IND	11-11	319	48-119	.403	21-51	.412	14-20	.700	6	21	27	2.5	10	23-0	12	10	4	131	11.9
<b>WNBA (6)</b>	<b>27-16</b>	<b>618</b>	<b>83-214</b>	<b>.388</b>	<b>37-100</b>	<b>.370</b>	<b>35-47</b>	<b>.745</b>	<b>18</b>	<b>50</b>	<b>68</b>	<b>2.5</b>	<b>19</b>	<b>47-0</b>	<b>28</b>	<b>28</b>	<b>9</b>	<b>238</b>	<b>8.8</b>

## COLEMAN'S CAREER HIGHS

### REGULAR SEASON

MIN: 44, at LA, 7/17/11  
 FGM: 9, vs. SAN, 7/10/15  
 FGA: 16, vs. SAN, 7/10/15 vs. CHI, 6/14/15  
 3-pt FGM: 5, vs. ATL, 7/20/11  
 3-pt FGA: 9, vs. TUL, 8/1/10  
 FTM: 8, at WAS, 6/6/14  
 FTA: 12, vs. CHI, 6/14/15  
 OR: 5, vs. TUL, 6/8/13  
 DR: 8, four times (most recent vs. NY, 8/12/11)  
 TR: 12, vs. TUL, 6/26/11  
 AST: 7, at NY, 6/19/15  
 ST: 5, at SEA, 7/31/14  
 BKS: 2, 12 times (most recent: vs. CON, 7/10/14)  
 PTS: 25, vs. SAN, 7/10/15

### PLAYOFFS

MIN: 35:09, at MIN, 10/6/15  
 FGM: 7, at MIN, 10/4/15  
 FGA: 15, vs. IND, 9/17/09  
 3-pt FGM: 5, at NY, 9/29/15 at CHI, 9/21/15  
 3-pt FGA: 7, at NY, 9/29/15 at CHI, 9/21/15 at CHI, 9/17/15  
 FTM: 6, vs. ATL, 8/25/10  
 FTA: 7, at NY, 9/23/15 vs. ATL, 8/25/10  
 OR: 3, at CHI, 2OT, 9/1/14  
 DR: 6, vs. IND, 9/17/09  
 TR: 8, vs. IND, 9/17/09  
 AST: 3, vs. PHO, 9/23/13  
 ST: 3, at CHI, 9/17/15  
 BKS: 4, vs. IND, 9/17/09  
 PTS: 18, vs. ATL, 8/25/10

## BRIANN JANUARY



POSITION: Guard

WNBA YEARS: 7

HEIGHT: 5-8

WEIGHT: 144

BORN: January 11, 1987 in  
Spokane, Wash.HIGH SCHOOL: Lewis and  
Clark (Spokane, Wash.)

COLLEGE: Arizona State '09

DRAFTED: By Indiana, first  
round, 2009 WNBA Draft (6th  
overall)

20

@BriannJanuary  
TWITTER@BJan\_20  
INSTAGRAM

Indiana's eighth-year point guard is firmly entrenched as one of Indiana's veteran leaders and the most prolific point guard in franchise history...after a sterling rookie performance in the 2009 WNBA Finals and a star role in the Fever's 2012 WNBA championship, January's leadership helped guide Indiana back to the Finals again in 2015...she has asserted herself as a fixture in the Indiana lineup...January's defense, in particular, has become a trademark, evidenced by four consecutive WNBA All-Defensive Team honors from 2012-15...her "D" was identified as a significant factor in the Fever's four-game win over the Lynx in the 2012 championship series...after leading the WNBA with a 43.1 percent 3-point clip last season, she enters 2016 with career averages of 8.9 points and 3.4 assists per game...she was heralded during her 2009 rookie campaign as one of the best steals of the WNBA Draft...she was chosen by Indiana with the sixth overall selection and immediately exhibited court savvy, maturity, strong defensive skills and a good shooting touch...during the Fever's 2009 run to the Finals, she posted playoff averages of 10.6 points and 3.0 assists per game...in the 2012 playoffs, she posted averages of 11.5 points and 3.8 assists per game...in last year's playoffs, she averaged 11.3 points with 5.0 assists per game...January and the Fever have never failed to make the WNBA Playoffs...she is the third-leading scorer in Fever history (1,736 points)...she had microfracture surgery and repaired a torn meniscus in her right knee last October.

**PRO-WNBA**

**2015:** January was named to the WNBA All-Defensive Team for the fourth straight season...she started in 29 games, missing five games late in the year with knee and back pain following a collision against Atlanta, 8/28...she posted season averages of 8.1 points and 3.4 assists per game, and led all WNBA players with 25-of-58 (43.1%) shooting from 3-point range...she averaged a steal per game and posted at least 30 steals for the sixth time in her career...she tied a career high with four steals at Atlanta, 6/16.

**2014:** The Fever point guard earned her first Eastern Conference Player of the Week award and was later rewarded with her first All-Star appearance...she was one of three Fever stars to average double-figure points, scoring at a 10.3-point clip while averaging 3.7 assists per game...in May, she hit seven straight 3-point field goals to set a franchise record, and in three straight home games, the streak reached eight-in-a-row to earn her first player of the week award with back-to-back 20-point games against Connecticut, 5/29, and New York, 5/31...representing the East in the All-Star Game in Phoenix, she scored nine points with three 3-pointers, and added four assists.

**2013:** Named to the WNBA All-Defense Team for the second time, January started in 32 of the Fever's 34 games while averaging 9.8 points and 3.7 assists...she averaged 15.5 points over her last four regular season games, reaching double figures in each...returning from a stomach illness two nights earlier, she blitzed Chicago, 9/6, with a career-high 23 points and a career-best five 3-pointers, shooting 8-of-16 from the floor and 5-of-7 from long distance...she had nine points while matching a season-high seven assists at Minnesota, 8/24...she scored 14 points on 6-of-11 shooting from the floor and a career-high seven rebounds against Connecticut, 7/6...she posted a career-high

43 minutes at New York, 6/5, during an overtime loss where she finished with 13 points, five assists, three steals and three rebounds.

**2012:** January played in 31 games, starting in 26...she missed the last three games due to a concussion suffered at Minnesota, 9/17...she averaged 10.3 points, 1.8 rebounds 3.9 assists and 1.2 steals for the season...she had the sixth-best 3-point shooting percentage in the WNBA (.430) and made a career-high 46 3-pt FG...her best game featured a career-high 22 points, shooting 8-of-15 from the field and 3-of-6 from behind the arc against Phoenix, 8/25...she received her first league honor while named to the WNBA All-Defensive First Team.

**2011:** January started the team's first ten games before tearing her right ACL and missing the remaining 24 games...she recorded her first career double-double with 12 points and 10 assists vs. Tulsa, 6/14...she had a career high four steals vs. Chicago, 6/4...she finished her season with averages of 8.6 points and 5.0 assists per game.

**2010:** January appeared in 30 games with seven starts...initially thrust into the starting lineup for the Fever's first two games, she served mostly as a spot starter and top backup to veteran point guard Tully Bevilacqua...she averaged 7.4 points, 2.0 rebounds and 3.1 assists for the season...her top game featured season highs of 19 points and eight assists, while hitting 14 of 15 free throws at Washington, 7/24...she had a second game with eight assists at Phoenix, 8/8.

**2009:** Indiana's first-round pick started four of 33 games in which she appeared...she averaged 6.9 points, 2.3 assists, 1.9 rebounds and 1.09 steals per game...she posted a season-high 17 points against Detroit, 8/15...she had nine double-figure games and had a season-high six assists in three different games...among WNBA rookie rankings, January was second in assists and steals, fifth in free throw percentage and seventh in scoring and minutes per game.

**PLAYOFFS**

January has reached the WNBA Finals on three occasions and averaged double-figure scoring throughout the playoffs in each of those seasons...she averages 10.7 points and 3.8 assists through 43 playoff games overall.

**2015:** January appeared in the WNBA Finals for the third time in her career, guiding Indiana to a 5-game series with Minnesota while averaging 11.3 points and 5.0 assists through 11 postseason games...she posted a postseason career-high eight assists in three different games, and corralled a playoff career-high six steals in a decisive Game 3 of the East Finals at New York, 9/29...she scored 19 points against the Lynx in Game 1 of the Finals, and reached double figures in every game, averaging 15.4 points in the series...she played through a torn meniscus during Game 5, however, which resulted in offseason surgery.

**2014:** January averaged 12.8 points over five games in the East Semis and East Finals...she had 19 points with three 3-pointers in a Game 1 win over Chicago in the East Finals.

**2013:** January started in all four playoff games, finishing with a team-high 3.5 assists and adding 7.5 points per game...she had playoff highs of 16 points and six assists in the win at Chicago, 9/20, finishing 3-of-4 from long-range...she tied her playoff career high with five rebounds in the loss against Atlanta, 9/29.

**2012:** January started all 10 Fever playoff games...she averaged 11.5 points, 2.3 rebounds, 1.6 steals and a team-high 3.8 assists...she reach double-figure scoring in seven of the 10 games, including a 15-point, two-rebound and three-assist performance in Game 4 of the Finals against Minnesota, 10/21...she held All-Star and Olympian Seimone Augustus to single-digit scoring in each of Games 3 & 4 of the Finals to mark only the third and fourth time that had been done all season...her finest game may have been a 24-point, 7-assist effort at Atlanta in Game 2 of the East Semis, 9/30.

**2011:** She missed the playoffs due to a season-ending injury.

**2010:** In three games against New York, she averaged 6.7 points and 2.0 assists per game.

**2009:** As a rookie, January appeared in all ten Fever playoff games...January averaged 10.6 points, 3.0 assists and 2.4 rebounds per game...she scored in double figures in five of 10 playoff games, including 16 or more points on three occasions...she led the team in 3-point percentage and was second on the team in free throw percentage...January averaged 12 points a game in the WNBA Finals...in Game 3 of the WNBA Finals against Phoenix, 10/4, she had a playoff-high 17 points...in Game 1 of the WNBA Finals at Phoenix, 9/29, she had 11 points to go along with seven assists.

**PRO-OVERSEAS:**

**2014-15:** In 31 games with Adana ASKI in Turkey, she averaged 16.5 points with 4.0 assists per game, playing alongside Fever teammate Erlana Larkins.

**2013-14:** January averaged 12.3 points and led the Brazilian League with 4.4 assists while playing for Maranhao Basquete.

**2012-13:** January averaged 11.4 points, 3.2 rebounds and a league-leading 5.7 assists while playing for Ramat Hasharon Electra in Israel.

**2010-11:** She joined Raanana Hertzeliya of the Israeli League at mid-season and helped the club to the semifinal round of the playoffs...she averaged 14.5 points and 5.5 assists while sparking the club to a 7-4 regular season mark upon her arrival...she was named all-league honorable mention.

**2009-10:** January played with Tarsus in the Turkish League.

**INTERNATIONAL**

**2013-15:** January was a member of the USA Basketball Women's National Team Pool for 2014-16.

**COLLEGE**

The 2008 and 2009 Pac-10 Defensive Player of the Year, she was a First Team All-Pac 10 selection in 2009 and an honorable mention All-America pick as a junior and senior...she ended her career as Arizona State's all-time leader in assists (538) and free throw percentage (.830)...she was also among the Sun Devils' all-time leaders in steals (second, 272), free throws (second, 401), 3-point field goal percentage (fourth, .399), 3-point field goals (fifth, 132) and scoring (seventh, 1,317 points)...in 2008-09, she set the school's single-season record for 3-pt field goals (65)...she is the only player in school history to lead the team in steals and assists four straight years.

**2008-09:** Ranked second in the nation in 3-point FG pct. (.469) and 12th in assist-to-turnover ratio (2.1-to-1), January led

# BRIANN JANUARY

the Pac-10 in assists (4.7), 3-point FG percentage (.469) and assist-to-turnover ratio...she was second in steals (2.3) and fourth in FT pct. (.840)...she averaged 13.8 points, 5.8 assists and 1.5 steals in ASU's four NCAA Tournament games...she scored a career-best 25 points and tied a school record with seven 3-pointers in ASU's 73-59 win at UC Davis, 12/3...she nearly posted a double-double with 10 points, nine assists and two steals in ASU's NCAA first-round win over Georgia...she matched her scoring high in an NCAA Tournament game with 22 points to go along with five assists, two steals and a block in ASU's 84-69 win over Texas A&M in the Trenton Regional semifinal, 3/29.

**2007-08:** She was selected an All-Pac-10 All-Academic Honorable Mention...she finished the season ranked first in the Pac-10 in free throw percentage (.864) and steals (2.18) while ranking third in assists (4.39), fifth in assist-to-turnover ratio and 15th in scoring (11.3)...she scored in double figures 23 times, including a 22-point performance against Texas, 12/22... she averaged 13.8 points while connecting on 55.2 percent of her shots (16-29), including 54.5 percent from beyond the arc (6-of-11), and 85 percent of her free throws (17-of-20) in ASU's four Pac-10 and NCAA Tournament contests.

**2006-07:** An honorable mention All-Pac-10 selection, she finished third in the league in steals (2.1), fourth in assists (4.0), fourth in assist-to-turnover ratio (1.67-to-1) and sixth in free throw percentage (81.7)...she also earned Pac-10 Honorable Mention Academic honors...a starter in 34 games, she led ASU in assists and steals and was second in scoring (10.2) and free throw percentage...in the postseason, she averaged 14.0 ppg while connecting on 26-of-28 FGs (.929) and 10-of-19 3-pt FGs (.526) in the Pac-10 and NCAA Tournaments...she posted season-best numbers in points (22) and steals (6) in ASU's 80-69 win over UCLA, 2/18.

**2005-06:** She was named to the Pac-10's All-Freshman Team after a season in which she led ASU in assists (86) and steals (46)...her 86 assists represented the second-highest total ever for a Sun Devil freshman...she had one or zero turnovers 13 times...she turned in an outstanding effort in ASU's 62-59 upset

of No. 11 Stanford, 2/16, leading the team with a season-best 13 points to go with six assists and four steals.

## PERSONAL

Full name is Briann Jolie January...she was born January 11, 1987 in Spokane, Wash...she majored in Education and Society at ASU... her father Barry is a karate instructor and her mother, Sally, is a teacher...she has a younger sister, Kiara (19)...Briann holds a black belt in karate...a 2005 graduate of Lewis and Clark High School in Spokane, Wash., she earned first-team all-state honors from both the AP and the Seattle Times as a senior...she earned WBCA High School All-America honors in 2005, in addition to being a four-time, first-team All-Greater Spokane League honoree... she led Lewis and Clark to a 25-3 record and an appearance in the state semifinals as a senior, averaging 13 points a game in her final season...she was named the team MVP in each of her four seasons...she earned second-team all-state honors as a junior in 2004 and was a 2002 BCI All-American as a freshman...a four-year letterwinner in both basketball and track and field, she captained the basketball team all four seasons and served as a team captain in track and field as a senior...she won the state high jump title in 2004, with her personal best in the high jump being 5'8"...she played club basketball for the Spokane Stars.

## CAREER TRANSACTIONS

(1) Drafted by the Indiana Fever with the sixth overall pick, first round, in the 2009 WNBA Draft, 4/9/09.



## JANUARY'S STATISTICS

### REGULAR SEASON

YEAR	G-GS	MIN	FG-A	PCT	3FG-A	PCT	FT-A	PCT	OR	DR	TR	AVG	AST	PF-DQ	ST	TO	BLK	PTS	AVG
2009 IND	33-4	683	64-192	.333	25-87	.287	74-87	.851	23	40	63	1.9	77	78-1	36	57	3	227	6.9
2010 IND	30-7	657	65-175	.371	21-59	.356	71-86	.826	20	39	59	2.0	94	75-0	37	68	4	222	7.4
2011 IND	10-10	286	25-70	.357	7-22	.318	29-35	.829	5	9	14	1.4	50	33-0	15	33	0	86	8.6
2012 IND	31-26	879	99-245	.404	46-107	.430	76-87	.874	13	42	55	1.8	122	78-1	36	76	4	320	10.3
2013 IND	32-32	946	110-316	.348	35-98	.357	60-74	.811	12	65	77	2.4	118	84-0	34	79	6	315	9.8
2014 IND	31-31	895	109-282	.387	36-94	.383	66-75	.880	12	38	50	1.6	116	73-0	38	71	9	320	10.3
2015 IND	29-29	784	81-190	.426	25-58	.431	49-58	.845	14	38	52	1.8	98	65-0	30	63	6	236	8.1
<b>7 YEARS</b>	<b>196-139</b>	<b>5130</b>	<b>553-1470</b>	<b>.376</b>	<b>195-525</b>	<b>.371</b>	<b>425-502</b>	<b>.847</b>	<b>99</b>	<b>271</b>	<b>370</b>	<b>1.9</b>	<b>675</b>	<b>486-2</b>	<b>226</b>	<b>447</b>	<b>32</b>	<b>1736</b>	<b>8.9</b>

### PLAYOFF STATISTICS

YEAR	G-GS	MIN	FG-A	PCT	3FG-A	PCT	FT-A	PCT	OR	DR	TR	AVG	AST	PF-DQ	ST	TO	BLK	PTS	AVG
2009 IND	10-0	228	30-78	.385	12-29	.414	34-40	.850	7	17	24	2.4	30	23-0	4	13	0	106	10.6
2010 IND	3-0	59	5-16	.313	1-5	.200	9-10	.900	1	3	4	1.3	6	6-0	1	8	0	20	6.7
2011 IND	DID NOT DRESS; INJURED																		
2012 IND	10-10	338	46-108	.426	5-22	.227	18-20	.900	6	17	23	2.3	38	32-1	16	30	3	115	11.5
2013 IND	4-4	119	10-27	.370	4-9	.444	6-7	.857	2	9	11	2.8	14	12-0	2	8	0	30	7.5
2014 IND	5-5	176	19-59	.322	6-17	.353	20-24	.833	2	12	14	2.8	21	12-0	6	10	4	64	12.8
2015 IND	11-11	354	44-108	.407	8-28	.286	28-30	.933	4	21	25	2.3	55	27-1	15	30	3	124	11.3
<b>7 YEARS</b>	<b>43-30</b>	<b>1277</b>	<b>154-396</b>	<b>.389</b>	<b>36-110</b>	<b>.327</b>	<b>115-131</b>	<b>.878</b>	<b>22</b>	<b>79</b>	<b>101</b>	<b>3.8</b>	<b>164</b>	<b>112-2</b>	<b>44</b>	<b>99</b>	<b>10</b>	<b>459</b>	<b>10.7</b>

## JANUARY'S CAREER HIGHS

### REGULAR SEASON

MIN: 43:42, at NY, OT, 6/5/13  
 FGM: 8, at CHI, 9/6/13 vs. NY, 7/23/13 at PHO, 8/25/12 vs. CON, 6/21/12  
 FGA: 18, vs. WAS, 9/10/13  
 3-pt FGM: 5, at CHI, 9/6/13  
 3-pt FGA: 8, four times (most recent: at LAS, 7/28/14)  
 FTM: 14, at WAS, 7/24/10  
 FTA: 15, at WAS, 7/24/10  
 OR: 3, vs. WAS, 7/30/10 vs. ATL, 6/19/10

DR: 6, vs. CON, 7/6/13  
 TR: 7, vs. CON, 7/6/13  
 AST: 10, vs. TUL, 6/14/11  
 ST: 4, at ATL, 6/16/15 vs. NYL, 5/31/14 vs. CHI, 6/4/11  
 BKS: 3, vs. TUL, OT, 6/25/14  
 PTS: 23, at CHI, 9/6/13

### PLAYOFFS

MIN: 39:39, at MIN, 10/17/12  
 FGM: 10, at ATL, 9/30/12  
 FGA: 17, at ATL, 9/30/12  
 3-pt FGM: 3, five times (most recent: vs. MIN, 10/9/15)  
 3-pt FGA: 6, vs. MIN, 10/9/15 vs. CHI, 8/30/14  
 FTM: 8, at WAS, 9/17/09  
 FTA: 8, at WAS, 9/17/09 vs. PHO, 10/7/09  
 OR: 2, at MIN, 10/4/15 vs. ATL, 9/29/13 vs. WAS, OT, 9/19/09

DR: 4, at CHI, 2OT, 9/1/14 vs. CHI, 8/30/14 at DET, 9/23/09  
 TR: 5, vs. CHI, 8/30/14 vs. ATL, 9/29/13 at DET, 9/23/09  
 AST: 8, vs. MIN, 10/9/15 at NY, 9/29/15 at CHI, 9/21/15  
 ST: 6, at NY, 9/29/15  
 BKS: 2, vs. CHI, 9/3/14 at MIN, 10/17/12  
 PTS: 24, at ATL, 9/30/12



## SHENISE JOHNSON



POSITION: Guard

WNBA YEARS: 4

HEIGHT: 5-11

WEIGHT: 172

BORN: December 8, 1990 in Rochester, N.Y.

HIGH SCHOOL: Rush-Henrietta (Henrietta, N.Y.)

COLLEGE: Miami '12

DRAFTED: By San Antonio, first round, 2012 WNBA Draft (5th overall)

ACQUIRED: From San Antonio, in exchange for 2015 first- and third-round draft picks, 2/17/15



42

@SheniseJ42  
TWITTER@Johnson42\_  
INSTAGRAM

A versatile guard with size, Johnson begins her second season in Indiana, following a February 2015 trade with San Antonio and arguably her best year in the WNBA.

**PRO-WNBA**

**2015:** Johnson was a top candidate for the WNBA's Most Improved Player Award through much of 2015, finishing second on the team in points, assists and rebounds...a starter in 27 out of 31 games played, she averaged 10.9 points per game, with 4.9 rebounds and 2.4 assists, and was third in the WNBA with a career-best 41.3 percentage behind the 3-point stripe...she shot a career-high 46.7 percent overall, 15th in the WNBA...she also added 1.13 steals per game, including career-tying efforts with four steals in consecutive games against Connecticut and Washington, 6/30-7/2...she twice logged a season-high 19 points, against New York, 7/29, and Atlanta, 8/28.

**2014:** Played in 30 games and made one start while averaging 6.0 points and 3.3 rebounds per game...shot a career-best 40.0 percent from the field, 37.2 percent from 3-point range and 82.9 percent from the free throw line...dished out a career-high eight assists in the season finale at Chicago, 8/17.

**2013:** Appeared in 33 games, made 24 starts and averaged a career-high 11.0 points...scored a career-high 20 points on 10-for-14 shooting in the season finale against Atlanta, 9/15...recorded the first double-double of her WNBA career with 17 points and 10 rebounds vs. Seattle, 8/25.

**2012:** Played in all 34 regular-season games, starting one...averaged 5.6 points, 3.9 rebounds, 1.4 assists and 0.8 steals per game...led all WNBA rookies in 3-point field goal percentage (41.2), ranked sixth in rebounding average (3.9), and ninth in scoring average (5.6)...ranked second on the team in 3-point field goal percentage...notched six double-figure scoring performances...had five points in her professional debut at Tulsa on May 19...set a San Antonio franchise rookie record for most 3-point field goals made without a miss, going 4-for-4 from beyond the arc against Minnesota on Sept. 23.

**PLAYOFFS**

**2015:** Johnson started all 11 Fever playoff games, averaging 12.4 points per contest...she made her first trip to the WNBA Finals and averaged 10.4 points during each of five games against Minnesota...she was a double-digit scorer in 10 of 11 playoff

games overall, while averaging 4.5 rebounds and shooting 50 percent (57-of-114) from the field...she shot 10-of-15 from the floor and scored a playoff career-high 22 points in a deciding Game 3 win at Chicago, 9/21, to send Indiana to the East Finals.

**2014:** Played in both Western Conference Semifinal games against Minnesota...averaged 2.0 points in 8.5 minutes per game...Scored four points to go with a rebound and an assist in Game 1 at Minnesota, 8/21.

**2012:** Played in both Western Conference Semifinal games against Los Angeles...averaged 3.0 points, 3.0 rebounds and 1.0 assist per game...recorded four points and four rebounds in 12 minutes off the bench in Game 1, 9/27.

**PRO-OVERSEAS**

**2015-16:** Johnson contributed 12.3 points per game in EuroCup play for Good Angels Kosice in Slovakia...she averaged 12.5 points and 5.2 rebounds in domestic league play.

**2014-15:** Averaged 16.1 points and 6.9 rebounds per game with Istanbul Universitesi BDG in Turkey.

**2013-14:** Averaged 14.4 points per game with Istanbul Universitesi BDG.

**2012-13:** Played for Hungary's Uniqua Euroleasing Sopron...averaged 15.0 points, 5.5 rebounds, 2.8 assists and 3.4 steals...led the Hungarian League in assists per game and ranked third in scoring average...averaged 18.3 points, 8.0 rebounds, 2.7 assists and 2.0 steals per game in 12 EuroLeague games.

**INTERNATIONAL**

**2011:** Finalist for the 2011 World University Games Team.

**2009:** Member of the 2009 USA Women's U19 World Championship Team that won gold in Bangkok, Thailand...Helped the team to an 8-1 record and averaged 9.4 points and 6.9 rebounds.

**COLLEGE**

**2011-12:** Earned three All-America selections for the second consecutive season...garnered All-ACC First Team and All-ACC Defensive Team selection for the third consecutive season...started all 131 games of her career, marking the longest streak in the nation...posted an 87-consecutive game double-figure scoring streak from her sophomore through senior seasons...had nine double-doubles...averaged 17.0 points, 8.0 rebounds, 4.4 assists and 3.4 steals.

**2010-11:** Earned three All-America selections – WBCA, US-BWA and Associated Press...named ACC Player of the Year...garnered All-ACC First Team and All-ACC Defensive Team honors for the second consecutive season...named to the State Farm All-Region Team...led the ACC in free throw percentage (.846)...ranked second in the ACC and 10th in the nation with 3.2 steals per game...ranked second in the ACC and 17th in the nation with 19.6 points per game...led the team with a career-high 8.3 rebounds per game and 3.8 assists per game...led the Hurricanes in rebounding in 16 games and blocked shots in 10 games...had 11 double-doubles on the season...averaged 19.6 points, 8.3 rebounds, 3.8 assists and 3.2 steals per game.

**2009-10:** Garnered All-ACC First Team and All-ACC Defensive Team honors...named to the State Farm All-Region Team...was the only player in the ACC to score in double-figures in every game during the season...only ACC player to rank in the top-10 in scoring, rebounding and assists...her .496 shooting percentage was the best among conference guards...had 10 double-doubles...averaged 19.0 points, 7.7 rebounds, 4.6 assists and 3.1 steals per game.

**2008-09:** Named to the ACC All-Freshman Team...garnered All-ACC Honorable Mention honors...was the only Division I player to lead her team in scoring, rebounding, assists and steals during the season...averaged 12.8 points, 7.1 rebounds, 4.1 assists and 2.6 steals per game.

**PERSONAL**

Shenise Monet Johnson...born on Dec. 8, 1990 in Rochester, N.Y...daughter of Michelle Reeves and Stanley Johnson...has two brothers – Cory Reeves and Stan Johnson – and two sisters – Shawntalae and Jasmine Johnson...Played at Rush-Henrietta High School in Henrietta, N.Y...earned McDonald's All-America and WBCA All-America recognition in 2008...garnered 2008 Third Team All-America recognition from Parade Magazine...named 2008 New York Miss Basketball.

**CAREER TRANSACTIONS**

(1) Drafted by the San Antonio Stars with the fifth overall pick, first round, in the 2012 WNBA Draft, 4/9/09. (2) Traded to Indiana, in exchange for 2015 first- and third-round draft picks, 2/17/15.

# SHENISE JOHNSON

## JOHNSON'S STATISTICS

### REGULAR SEASON

YR/TEAM	G-GS	MIN	FGM-A	PCT	3FGM-A	PCT	FTM-A	PCT	OR	DR	TR	AVG	AST	PF-DQ	ST	TO	BKS	PTS	AVG
2012 SAN	34-1	581	68-187	.364	21-51	.412	35-41	.854	55	76	131	3.9	46	50-0	27	37	6	192	5.6
2013 SAN	33-24	901	144-365	.395	23-84	.274	53-67	.791	40	88	128	3.9	79	55-1	42	60	6	364	11.0
2014 SAN	30-1	537	68-170	.400	16-43	.372	29-35	.829	30	69	99	3.3	43	29-1	29	32	3	181	6.0
2015 IND	31-27	811	121-259	.467	31-75	.413	66-82	.805	39	114	153	4.9	74	67-2	35	56	5	339	10.9
<b>WNBA (4)</b>	<b>128-53</b>	<b>2830</b>	<b>401-981</b>	<b>.409</b>	<b>91-253</b>	<b>.360</b>	<b>183-225</b>	<b>.813</b>	<b>164</b>	<b>347</b>	<b>511</b>	<b>4.0</b>	<b>242</b>	<b>201-4</b>	<b>133</b>	<b>185</b>	<b>20</b>	<b>1076</b>	<b>8.4</b>

### PLAYOFFS

YR/TEAM	G-GS	MIN	FGM-A	PCT	3FGM-A	PCT	FTM-A	PCT	OR	DR	TR	AVG	AST	PF-DQ	ST	TO	BKS	PTS	AVG
2012 SAN	2-0	24	3-9	.333	0-4	.000	0-0	---	2	4	6	3.0	2	1-0	1	1	0	6	3.0
2014 SAN	2-0	18	1-8	.125	0-1	.000	2-2	1.000	0	1	1	0.5	2	0-0	0	1	0	4	2.0
2015 IND	11-11	335	57-114	.500	8-28	.286	14-15	.933	14	36	50	4.5	16	16-0	8	13	5	136	12.4
<b>WNBA (3)</b>	<b>15-11</b>	<b>377</b>	<b>61-131</b>	<b>.466</b>	<b>8-33</b>	<b>.242</b>	<b>16-17</b>	<b>.941</b>	<b>16</b>	<b>41</b>	<b>57</b>	<b>3.8</b>	<b>20</b>	<b>17-0</b>	<b>9</b>	<b>15</b>	<b>5</b>	<b>146</b>	<b>9.7</b>

## JOHNSON'S CAREER HIGHS

### REGULAR SEASON

MIN: 36, at PHO, 9/13/13  
 FGM: 10, vs. ATL, 9/15/13  
 FGA: 18, vs. LA, 8/31/13  
 3-pt FGM: 4, vs. MIN, 9/23/12  
 3-pt FGA: 6, at SEA, 8/11/13  
 FTM: 8, at CON, 6/30/15  
 FTA: 10, at CON, 6/30/15  
 OR: 5, vs. IND, 5/24/13  
 DR: 9, at WAS, 8/11/15  
 TR: 11, vs. WAS, 7/2/15  
 AST: 8, at CHI, 8/17/14  
 ST: 4, four times  
 (most recent vs. WAS, 7/2/15)  
 BKS: 1, 20 times  
 (most recent at ATL, 9/11/15)  
 PTS: 20, vs. ATL, 9/15/13

### PLAYOFFS

MIN: 34, at CHI, 9/21/15  
 FGM: 10, at CHI, 9/21/15  
 FGA: 15, at CHI, 9/21/15  
 3-pt FGM: 2, vs. MIN, 10/9/15  
 at MIN, 10/4/15  
 at CHI, 9/21/15  
 3-pt FGA: 4, four times  
 (most recent vs. MIN, 10/9/15)  
 FTM: 5, vs. MIN, 10/11/15  
 FTA: 6, vs. MIN, 10/11/15  
 OR: 3, vs. CHI, 9/19/15  
 at CHI, 9/17/15  
 DR: 6, vs. NY, 9/27/15  
 TR: 6, at NY, 9/29/15  
 vs. NY, 9/27/15  
 AST: 4, vs. MIN, 10/9/15  
 ST: 2, vs. MIN, 10/11/15  
 at NY, 10/29/15  
 at NY, 10/23/15  
 BKS: 1, five times  
 (most recent at MIN, 10/14/15)  
 PTS: 22, at CHI, 9/21/15

## LYNETTA KIZER



**POSITION:** Forward

**WNBA YEARS:** 4

**HEIGHT:** 6-4

**WEIGHT:** 230

**BORN:** April 4, 1990 in Woodbridge, Va.

**HIGH SCHOOL:** Potomac (Dumfries, Va.)

**COLLEGE:** Maryland '12

**DRAFTED:** By Tulsa, third round, 2012 WNBA Draft (29th overall)

**ACQUIRED:** From Phoenix with a first-round draft pick in 2014, in exchange for a second-round draft pick and Erin Phillips, 3/11/14



# 12



**@LKizer12**  
TWITTER



**@LKizer12**  
INSTAGRAM

Lynetta Kizer begins her third season with the Fever...known as an athletic, dominant rebounder, Kizer provides depth in the post that was a vital part of the Fever's run to the WNBA Finals in 2015...a fifth-year pro, Kizer has averaged 14 minutes per game over the past two seasons with Indiana.

#### PRO - WNBA

**2015:** Kizer appeared in 33 games and made 14 starts for the Fever...she averaged 8.3 points and 3.4 rebounds per game...a season-high 19 points at Phoenix, 8/16, matched a career scoring high...she posted a career-high 11 rebounds at Los Angeles two nights later, 8/18...she scored in double figures 14 times and finished 10th in the WNBA with a career-best 49.1 percent shooting clip... she posted career highs in virtually every category including free throw highs with 7-of-7 shooting that contributed to 13 points off the bench at New York, 6/9.

**2014:** Kizer made one start and appeared in 31 games for the Fever in 2014, averaging 3.8 points and 2.4 rebounds per contest...she logged the first double-double of her career with a 13-point, 10-rebound effort at Connecticut, 6/17...she posted a season-high 16 points on 7 of 10 shooting at San Antonio, 7/26.

**2013:** Kizer averaged 2.6 points and 2.1 rebounds per game in 27 appearances with Phoenix.

**2012:** Kizer played in seven games with Tulsa before being waived and later signed by Phoenix...she closed the year with the Mercury, averaging 7.1 points and 3.4 rebounds in 15 games.

#### PLAYOFFS

**2015:** Kizer came off the bench in nine playoff games during Indiana's trek to the WNBA Finals...she averaged 8.9 points and 2.4 boards during the postseason, including a 12-point effort in an East Semis win over Chicago, 9/19.

**2014:** Appearing in all five Fever playoff games, Kizer shot 6-of-14 from the floor while posting averages of 3.0 points and 1.2 rebounds against the Mystics and Sky.

**2013:** Kizer made five playoff appearances with the Mercury, averaging 3.2 points and 1.2 rebounds...she was 3-of-3 shooting for six points in Game 1 of the West Semis against Los Angeles, and 3-of-4 shooting for six points in Game 3 against L.A.

#### PRO - OVERSEAS

**2014-15:** With Galatasaray in the Turkish League, Kizer averaged 14 points and 7.3 rebounds through 12 EuroLeague contests.

**2014-15:** With Hatay in Turkey, Kizer was second in the Turkish League in scoring with 19.0 points per game...she averaged 7.2 rebounds and shot 47 percent from the floor.

**2013-14:** Kizer was a member of Good Angels Kosice in Slovakia...she averaged 12.5 points and 7.5 rebounds per game in EuroLeague competition.

#### INTERNATIONAL

**2016:** Kizer played two games in the 2016 European Championships, averaging 18 points and 9 rebounds for the Bosnian National Team.

**2015:** Owning dual citizenship in Bosnia, Kizer was named to the Bosnian National Team, 5/14.

**2011:** Kizer was selected to the U.S. World University Games team...she averaged 7.0 points and 4.8 rebounds per game in the 2011 WUG as Team USA won gold.

**2008:** She helped the U.S. U18 squad go unbeaten and capture a gold medal at the FIBA U18 World Championship in Buenos Aires, Argentina...she averaged 8.6 points and 4.0 rebounds per game, shooting 45.2 percent from the floor.

**2007:** She won gold at the 2007 USA Basketball Youth Development Festival.

#### COLLEGE

**2011-12:** Kizer averaged 10.9 points and 5.5 rebounds per game as a senior...named honorable mention All-ACC and ACC Sixth Player of the Year, Kizer registered a career-high 25 points off 8-for-11 shooting for the field and 8-for-10 from the line against St. Joseph's...she notched 16 points and a season-high 12 rebounds vs. No. 6 Miami...she scored 15 points and grabbed six boards in the Terps' win over Texas A&M in an NCAA Regional Semifinal.

**2010-11:** Kizer was Maryland's second-leading scorer as a junior, starting all 32 games and posting averages of 13.2 points

and 7.8 rebounds...named second team All-ACC, she scored in double figures in 26 of 32 games and in 12 of 14 ACC games...she totaled 10 double-doubles on the year.

**2009-10:** Kizer paced all Maryland scorers with 12.9 points per game, starting 29 of 34 contests as a sophomore...she also led the club with 7.8 rebounds per game and finished the year with 10 double-doubles.

**2008-09:** She averaged 11.1 points and 7.4 boards as a freshman at Maryland, starting 35 of 36 games...she was named the ACC Rookie of the Year.

#### PERSONAL

Lynetta Janae Kizer was born April 4, 1990 in Woodbridge, Va...she is the daughter of Yvonne and Keith Kizer...she has an older brother, Dominique, and a younger sister, Quiana...she was a family science major at Maryland...a four-year starter and a three-time team captain at Potomac High School, she averaged 21.7 points, 12 rebounds and three blocks as a senior...she was a McDonald's All-American, playing in the all-star game in Milwaukee, Wisc., and also was selected to play in the WBCA High School All-American game in Tampa, Fla...she was named a second team All-American by Parade Magazine, and was rated the No. 5 overall prospect and the top center in the nation in the class of 2008 according to HoopGurlz.com...Kizer led Potomac to the AAA district title game as a senior, leading the team in scoring in every round of the tournament...she was the team's leading scorer every season of her four-year tenure...she was named first team All-Metro by the Washington Post as a senior.

#### CAREER TRANSACTIONS

(1) Drafted by the Tulsa Shock with the 29th overall pick, third round, in the 2012 WNBA Draft, 4/16/12. (2) Waived by Tulsa, 6/18/12. (3) Signed as a free agent by Phoenix, 8/31/12. (4) Traded to Indiana, with a 1st-round pick in 2014, in exchange for a 2nd-round draft pick and Erin Phillips, 3/11/14.



# LYNETTA KIZER

## KIZER'S STATISTICS

### REGULAR SEASON

YR/TEAM	G-GS	MIN	FGM-A	PCT	3FGM-A	PCT	FTM-A	PCT	OR	DR	TR	AVG	AST	PF-DQ	ST	TO	BKS	PTS	AVG
2012 TUL-PHO	22-0	300	47-116	.405	3-6	.500	29-31	.935	32	34	66	3.0	7	39-0	10	19	2	126	5.7
2013 PHO	27-0	266	31-69	.449	0-1	.000	9-14	.643	21	36	57	2.1	6	55-0	11	21	5	71	2.6
2014 IND	31-1	280	53-123	.431	0-0	.000	13-21	.619	29	46	75	2.4	2	57-1	9	25	8	119	3.8
2015 IND	33-14	591	112-228	.491	0-2	.000	51-58	.879	43	73	116	3.5	13	91-1	19	46	8	275	8.3
<b>WNBA (4)</b>	<b>113-15</b>	<b>1437</b>	<b>243-536</b>	<b>.453</b>	<b>3-9</b>	<b>.333</b>	<b>102-124</b>	<b>.823</b>	<b>125</b>	<b>189</b>	<b>314</b>	<b>2.8</b>	<b>28</b>	<b>242-2</b>	<b>49</b>	<b>111</b>	<b>23</b>	<b>582</b>	<b>5.2</b>

### PLAYOFFS

YR/TEAM	G-GS	MIN	FGM-A	PCT	3FGM-A	PCT	FTM-A	PCT	OR	DR	TR	AVG	AST	PF-DQ	ST	TO	BKS	PTS	AVG
2013 PHO	5-0	47	8-11	.727	0-0	.000	0-1	.000	3	3	6	1.2	0	8-0	2	2	1	16	3.2
2014 IND	5-0	31	6-14	.429	0-0	.000	3-4	.750	3	3	6	1.2	3	7-0	1	0	2	15	3.0
2015 IND	9-0	80	12-29	.414	0-0	.000	3-4	.750	8	14	22	2.4	2	8-0	3	7	1	27	3.0
<b>WNBA (3)</b>	<b>19-0</b>	<b>158</b>	<b>26-54</b>	<b>.481</b>	<b>0-0</b>	<b>.000</b>	<b>6-9</b>	<b>.667</b>	<b>14</b>	<b>20</b>	<b>34</b>	<b>1.8</b>	<b>5</b>	<b>23-0</b>	<b>6</b>	<b>9</b>	<b>4</b>	<b>58</b>	<b>3.1</b>

## KIZER'S CAREER HIGHS

### REGULAR SEASON

MIN: 32, at WAS, 9/8/15  
 FGM: 9, vs. TUL, 9/14/12  
 FGA: 16, at WAS, 9/8/15  
 3-pt FGM: 1, three times  
 (most recent: vs. MIN, 9/21/12)  
 3-pt FGA: 1, nine times  
 (most recent at PHO, 8/16/15)  
 FTM: 7, at NY, 6/9/15  
 FTA: 7, at NY, 6/9/15  
 OR: 5, at LA, 8/18/15  
 vs. TUL, 9/14/12  
 DR: 7, at WAS, 7/17/15  
 at NY, 8/17/14  
 TR: 11, at LA, 8/18/15  
 AST: 2, six times  
 (most recent at SEA, 8/21/15)  
 ST: 3, at NYL, 8/17/14  
 at IND, 6/8/13  
 BKS: 2, vs. ATL, 8/7/15  
 vs. SAN, 7/10/15  
 PTS: 19, at PHO, 8/16/15  
 vs. TUL, 9/14/12

### PLAYOFFS

MIN 13:20, at NY, 9/29/15  
 FGM 6, vs. CHI, 9/19/15  
 FGA 11, vs. CHI, 9/19/15  
 3-pt FGM 0  
 3-pt FGA 0  
 FTM 2, vs. MIN, 10/11/15  
 vs. CHI, 9/3/14  
 FTA 2, vs. MIN, 10/11/15  
 vs. CHI, 9/3/14  
 vs. CHI, 8/30/14  
 OR 5, vs. CHI, 9/19/15  
 DR 4, vs. NY, 9/27/15  
 TR 5, vs. CHI, 9/19/15  
 AST 2, vs. CHI, 8/30/14  
 ST 1, six times  
 (most recent at MIN, 10/4/15)  
 BKS 2, vs. CHI, 9/3/14  
 PTS 12, vs. CHI, 9/19/15

## ERLANA LARKINS



**POSITION:** Forward

**WNBA YEARS:** 6

**HEIGHT:** 6-1

**WEIGHT:** 205

**BORN:** April 2, 1986 in West Palm Beach, Fla.

**HIGH SCHOOL:** The Benjamin School (North Palm Beach, Fla.)

**COLLEGE:** North Carolina '08

**DRAFTED:** By New York, first round, 2008 WNBA Draft (14th overall)

**ACQUIRED:** Signed as a free agent, 3/14/12



2

@TheRealUNC2  
TWITTER

@TarHeelNation2  
INSTAGRAM

The hard-working, blue-collar muscle in Indiana's post rotation the past four seasons, Erlana Larkins has evolved from a player waived and without a team, into one of the league's elite rebounders...Larkins provided the Fever and WNBA with one of the most remarkable storylines in 2012, signing a training camp contract after two years out of the league, and responding with record-breaking rebounding numbers in the WNBA Playoffs and WNBA Finals while Indiana won its first championship...with the 2012 story as a backdrop, Larkins returned for her second season in Indiana in 2013 and wound up the league's eighth-best rebounder (7.8rpg)...she was fourth in 2014 (9.2rpg) while making a bid for a first All-Star appearance that eluded her... following the 2015 season, she had off-season surgery on her right knee to treat a torn meniscus...the former North Carolina star and first-round pick by New York was waived by the Liberty in 2010 and again by the Phoenix Mercury in 2011.

#### PRO - WNBA

**2015:** Nursing a right knee that would require postseason surgery, Larkins appeared in 21 games during the regular season, averaging 3.5 points and 4.2 rebounds in just 16.8 minutes per game...her only double-double of the year came with season-highs of 10 points and 13 rebounds in a win over Connecticut, 8/2.

**2014:** Larkins was fourth in the WNBA with 9.2 boards per game, and averaged 9.7 points...she led the league with a 59.9 percent shooting clip and she was third in the WNBA with 1.94 steals per contest...Larkins' 14 double-figure rebounding games were the most in a single-season in Indiana history, as were her team record 303 total rebounds...she was the early leader in the league's rebounding race buoyed by a franchise-record 22 boards she collected at Atlanta, 5/25, which were just two shy of the WNBA record...she entered the season with four career double-doubles, and proceeded to post nine in 2014, alone... along with career highs in assists (84) and steals (64), Larkins twice matched a new career scoring high of 17 points: vs. Seattle, 6/11 and vs. Atlanta, 5/17.

**2013:** Larkins started all 34 games for the Fever, averaging 7.9 points and 7.8 rebounds per game...she shot at least 50 percent in 18 of 23 games to close the season, shooting 74-of-123 (60.2%) during that stretch...Larkins was sixth in the WNBA with a team-best .545 FG percentage...she was the only Fever player to start every game...she registered a second straight double-double at Chicago, 9/6, recording 13 points, 12 rebounds, a career-high six assists and finished 7-of-7 at the free throw line...Larkins matched a Fever regular-season record with 17 rebounds at Atlanta, 9/4, and scored 10 points en route to her third straight double-double...against Los Angeles, 8/8, she finished with 11 points, 13 rebounds and a career-high six steals... she pulled down a then-regular-season career-high 16 rebounds against New York, 7/23, becoming just the fourth player in a

Fever uniform to record at least 16 rebounds...Larkins recorded the first regular-season double-double of her career against Atlanta, 5/31, finishing with 10 points, 10 rebounds.

**2012:** Larkins played in all 34 games for the Fever and started in the last two of the season...she averaged 4.1 points and 4.4 rebounds per game...her average of 11.3 rebounds per 40 minutes played was the 11th best in the WNBA...in her first career start, she claimed a career-high 11 boards and scored eight points with an assist and three steals at Washington, 9/21...her best game off the bench was against Washington, 8/16, when she led the Fever with a career-high 16 points on 4-of-6 shooting and 8-of-8 from the free throw line.

**2011:** Larkins signed a training camp contract with the Mercury, but was waived prior to the regular season.

**2010:** She was waived by the Liberty in training camp.

**2009:** Larkins appeared in 18 games for the Liberty...she led the team in rebounds twice, grabbing a season-high six boards at San Antonio, 6/13, and against Indiana, 9/8...she posted averages of 2.4 points and 1.7 rebounds, during 7.6 minutes per game.

**2008:** Larkins appeared in 27 games for the New York Liberty, leading the team in scoring once and rebounding twice...she scored in double figures four times, and collected five or more rebounds six times...she averaged 4.8 points and 2.7 rebounds per game...a career scoring high of 13 points occurred twice within the same week...she netted 13 against San Antonio, 9/9, and against Detroit, 9/14.

#### PLAYOFFS

Ranked eighth all-time in WNBA postseason rebounds (310), Larkins is fifth among offensive rebound (131) leaders. Her 54.2 percent shooting (117-of-216) is fifth in league playoffs history.

**2015:** Despite a nagging injury that kept her out of the starting lineup during the regular season, Larkins started 10 of 11 Fever games in the postseason...she contributed a career scoring high in the playoffs with 18 points in a decisive Game 3 victory at Chicago, 9/21, in the East Semifinals...she averaged exactly 7.2 points and rebounds, and shot 56 percent from the floor (33-of-58) while helping Indiana to the WNBA Finals.

**2014:** Larkins had exactly 11 rebounds in 4 of 5 playoff games in 2014, including a double-double with 15 points in a double-overtime win at Chicago, 9/1...she shot 53 percent (17-of-32) in the playoffs while averaging 9.0 points and 10.4 boards.

**2013:** Starting in all four playoff games, Larkins averaged a double-double with 10.8 points and 10.3 points per game...she recorded a double-double in the first three playoff games, but was unable to post one in final game against Atlanta, 9/29...she posted playoff-highs in points (15) and rebounds (12) in the loss at Atlanta, 9/26, shooting 6-of-9 from the field.

**2012:** Larkins played in all ten Fever playoff games, starting in nine...she was inserted into the starting lineup for Game 2 of the

Eastern Conference Semifinals at Atlanta, 9/30, and responded with a record-breaking run all the way to the Fever championship...she averaged 9.9 points, 10.9 rebounds and 1.2 assists per game, leading the club with a franchise-record 109 rebounds in one playoffs season...in Game 3 of the Eastern Conference semi-finals against Atlanta, 10/2, she finished with her first career double-double – regular season or playoffs - with 16 points and 20 rebounds...her 20 rebounds were a career-high and matched the Fever postseason record which is second in WNBA Playoffs history...her nine offensive rebounds set a franchise record and tied the WNBA record...in the four-game Finals series against Minnesota, Larkins averaged 8.5 points and 12.0 rebounds, twice falling one rebound shy of the Finals single-game record...she paced Indiana with 16 points and 15 rebounds in Game 1 of the series, followed by 10 points and 15 boards in Game 3 of the series...she led the Fever in rebounding in five of the ten playoff games...she scored a career playoffs-high 16 points in three different games.

**2008:** Larkins played in all six Liberty playoff games during the Eastern Conference semifinals and finals...playing 14.5 minutes per game, she averaged 4.3 points and 4.8 boards...she had a high of nine points at Detroit, 9/29, in Game 3 of the conference finals...she posted a high of seven rebounds in Game 1 against Detroit, 9/26.

#### PRO - OVERSEAS

**2014-15:** Larkins paced the Turkish League with 14.3 rebounds per game while playing for Adana ASKI and teaming with Fever point guard Briann January...she averaged 13.7 points and shot 54.9 percent from the floor.

**2013-14:** Signed in January by Familia Schio in Italy, Larkins averaged 10.4 points and 10.0 rebounds in EuroLeague competition...helping pace Familia Schio to a 19-1 regular season mark in the Italian League, Larkins averaged 13.9 points and a league-leading 10.9 boards...she also posted 2.7 steals per game, sixth in the league, as Familia Schio advanced to a championship series with Ragusa.

**2012-13:** For the second year, Larkins teamed with Fever mate Shavonte Zellous, helping Mersin to a remarkable 18-game win streak and No. 4 seed in the Turkish playoffs...Larkins led the league in rebounding and finished the season with averages of 13.9 points and 14.8 rebounds a game.

**2011-12:** Larkins played beside Fever teammate Shavonte Zellous with Mersin in the Turkish League...she averaged 10.5 points and 10.9 rebounds per game in 21 contests...she finished second in the league in rebounding...it was Larkins' third straight season with Mersin.

**2010-11:** She averaged 11.9 points and 10.2 rebounds through 22 Turkish League games with Mersin.

**2009-10:** With Mersin in the Turkish League, she averaged 11.4 points and 8.7 rebounds through 18 games

# ERLANA LARKINS

**2008-09:** Playing for Samsun in the Turkish League, she averaged 14.5 points and 12 rebounds in 20 games.

## INTERNATIONAL

**2007:** Larkins was a USA gold medalist at the 2007 Pan Am Games (Rio de Janeiro, Brazil).

**2006:** She played with the USA Basketball U20 Women's National team at the FIBA Americas Championship (Mexico City).

**2005:** She represented the U.S. at the FIBA Women's U19 World Championship (Tunisia).

**2004:** She was part of the USA Basketball Junior World Championship qualifying team (Puerto Rico).

## COLLEGE

At the University of North Carolina, Larkins holds career averages of 13.7 points and 8.3 rebounds per game, while shooting 57.1-percent from the floor...she became the 7th player in ACC history with 1,000 points, 1,000 rebounds, 300 assists, 200 steals and 100 blocks in a career.

**2007-08:** She was a 2008 State Farm All-American, USBWA All-American, AP All-America Second Team, ESPN.com All-America Second Team, All-ACC First Team, and was named the ACC Tournament MVP.

**2006-07:** As a junior, she was named AP All-America Third Team, All-ACC First Team and to preseason watch lists for the Wooden, Wade and Naismith awards.

**2005-06:** Larkins was named to NCAA Final Four All-Tournament Team, AP All-America honorable mention, Kodak All-America region finalist, All-ACC first team and All-ACC Tournament first team.

**2004-05:** A part of the Tar Heels' ACC Tournament champions, she was named to All-ACC Second Team, All-ACC Freshman Team, All-ACC Tournament Second Team and selected to the ESPN.com Preseason All-Freshman team.



## PERSONAL

Erlana La'Nay Larkins was born in West Palm Beach, Fla...she is the daughter of Victoria and Earl Larkins...she majored in sociology and Afro American studies at North Carolina...she prepped at The Benjamin School in North Palm Beach, Fla.

## CAREER TRANSACTIONS

(1) Drafted by the New York Liberty with the 14th overall pick, first round, in the 2008 WNBA Draft, 4/9/08. (2) Waived by New York, 2010. (3) Signed as a free agent by Phoenix, then waived in training camp, 2011. (4) Signed as a free agent by Indiana, 3/14/12.

## LARKINS' STATISTICS

### REGULAR SEASON

YR/TEAM	G-GS	MIN	FGM-A	PCT	3FGM-A	PCT	FTM-A	PCT	OR	DR	TR	AVG	AST	PF-DQ	ST	TO	BKS	PTS	AVG
2008 NYL	27-0	335	48-94	.511	0-0	.000	33-56	.589	38	35	73	2.7	18	54-0	10	35	7	129	4.8
2009 NYL	18-0	137	14-33	.424	0-0	.000	16-23	.696	11	20	31	1.7	8	19-0	9	16	4	44	2.4
2012 IND	34-2	526	55-108	.509	0-0	.000	31-36	.861	70	78	148	4.4	36	62-0	34	34	5	141	4.1
2013 IND	34-34	1022	103-189	.545	0-0	.000	63-89	.708	104	161	265	7.8	64	100-0	48	47	11	269	7.9
2014 IND	33-33	1044	124-207	.599	0-0	.000	73-102	.716	99	204	303	9.2	84	105-0	64	74	27	321	9.7
2015 IND	21-3	352	24-59	.407	0-0	.000	26-38	.684	34	54	88	4.2	28	34-0	20	15	4	74	3.5
<b>WNBA (6)</b>	<b>167-72</b>	<b>3416</b>	<b>368-690</b>	<b>.533</b>	<b>0-0</b>	<b>.000</b>	<b>242-344</b>	<b>.703</b>	<b>356</b>	<b>552</b>	<b>908</b>	<b>5.4</b>	<b>238</b>	<b>374-0</b>	<b>185</b>	<b>221</b>	<b>58</b>	<b>978</b>	<b>5.9</b>

### PLAYOFFS

YR/TEAM	G-GS	MIN	FGM-A	PCT	3FGM-A	PCT	FTM-A	PCT	OR	DR	TR	AVG	AST	PF-DQ	ST	TO	BKS	PTS	AVG
2008 NYL	6-0	87	11-24	.458	0-0	.000	4-10	.400	12	17	29	4.8	1	12-0	3	8	1	26	4.3
2012 IND	10-9	320	39-72	.542	0-0	.000	21-27	.778	49	60	109	10.9	12	23-0	7	18	8	99	9.9
2013 IND	4-4	134	17-30	.567	0-0	.000	9-9	1.000	13	28	41	10.3	5	15-0	1	10	6	43	10.8
2014 IND	5-5	176	17-32	.531	0-1	.000	11-15	.733	23	29	52	10.4	9	19-1	6	7	3	45	9.0
2015 IND	11-10	311	33-58	.569	0-0	.000	13-16	.813	34	45	79	7.2	15	30-0	11	20	6	79	7.2
<b>WNBA (5)</b>	<b>36-28</b>	<b>1028</b>	<b>117-216</b>	<b>.542</b>	<b>0-1</b>	<b>.000</b>	<b>58-77</b>	<b>.753</b>	<b>131</b>	<b>179</b>	<b>310</b>	<b>8.6</b>	<b>42</b>	<b>99-1</b>	<b>28</b>	<b>63</b>	<b>24</b>	<b>292</b>	<b>8.1</b>

## LARKINS' CAREER HIGHS

### REGULAR SEASON

MIN: 42:16, at ATL, OT, 5/25/14  
 FGM: 8, vs. ATL, 2OT, 5/17/14  
 FGA: 11, at WAS, 8/11/15  
 vs. ATL, 2OT, 5/17/14  
 3-pt FGM: 0  
 3-pt FGA: 0  
 FTM: 8, vs. TUL, OT, 6/25/14  
 vs. WAS, 8/16/12  
 FTA: 10, vs. TUL, OT, 6/25/14  
 OR: 10, at ATL, OT, 9/4/13  
 DR: 16, at ATL, OT, 5/25/14

TR: 22, at ATL, OT, 5/25/14  
 AST: 6, vs. SAN, 7/5/14  
 at CON, 6/7/14  
 at CHI, 9/6/13  
 ST: 6, at ATL, OT, 5/25/14  
 vs. LA, 8/8/13  
 BKS: 3, vs. CHI, 8/16/14  
 PTS: 17, vs. SEA, 6/11/14  
 vs. ATL, 2OT, 5/17/14

### PLAYOFFS

MIN: 45:10, at CHI, 2OT, 9/1/14  
 FGM: 8, at MIN, 10/14/12  
 vs. ATL, 10/2/12  
 FGA: 13, vs. ATL, 10/2/12  
 3-pt FGM: 0  
 3-pt FGA: 1, at WAS, 8/23/14  
 FTM: 6, at ATL, 9/30/12  
 FTA: 7, at ATL, 9/30/12  
 OR: 9, vs. ATL, 10/2/12  
 DR: 11, vs. ATL, 10/2/12  
 TR: 20, vs. ATL, 10/2/12  
 AST: 4, at NY, 9/29/15  
 at CHI, 9/21/15

ST: 4, at MIN, 10/17/12  
 BKS: 4, at ATL, 9/26/13  
 PTS: 18, at CHI, 9/21/15



## MAGGIE LUCAS



**POSITION:** Guard

**WNBA YEARS:** 2

**HEIGHT:** 5-10

**WEIGHT:** 152

**BORN:** November 29, 1991 in Philadelphia, Pa.

**HIGH SCHOOL:** Germantown Academy (Philadelphia, Pa.)

**COLLEGE:** Penn State '14

**DRAFTED:** By Phoenix, second round, 2014 WNBA Draft (21st overall)

**ACQUIRED:** From Phoenix, in exchange for a 2015 second-round draft pick, 5/12/14



# 33



@MaggieLucas33  
TWITTER



@MaggieLucas33  
INSTAGRAM

A prolific shooter through four seasons at Penn State, Maggie Lucas was a 2014 second-round draft pick (21st overall) of the Phoenix Mercury, but acquired in a training camp trade just prior to the start of the 2014 season. Lucas begins her third season with Indiana.

#### PRO - WNBA

**2015:** Lucas made 30 appearances off the bench for Indiana in her second pro season...she averaged 5.7 points as part of 15.0 minutes per game...she finished 10th in the WNBA with 37.3 percent accuracy behind the 3-point stripe...her 31 3-point field goals matched Shenise Johnson for second on the team...she set career highs with 23 points on 7-of-12 shooting, five 3-pointers and four free throws at New York, 6/19...in that game, she set a WNBA record for most points in the first quarter by a player off the bench, scoring 14 over a span of 3:10.

**2014:** Lucas saw limited minutes as a rookie, appearing in 30 games with an average of 10.3 minutes per contest...she averaged 3.7 points per game...she made the first 19 free throws of her WNBA career and finished 22-of-23 from the charity stripe for the season...she posted a rookie scoring high of 17 points at New York, 8/17, with four 3-pointers...she had four games of double-figure scoring.

#### PLAYOFFS

**2015:** Lucas appeared in 5 of 11 playoff games, with her lone 3-pointer a dramatic buzzer-beater to send Indiana to a 41-39 halftime lead in a tense Game 2 of the WNBA Finals...she scored six points in the postseason overall, appearing in all three games of the conference finals vs. New York, and Games 2 and 5 of the Finals.

**2014:** Lucas saw time in all five Fever playoff games, netting three 3-pointers with 13 points total...she had eight points in a win in Game 1 of the East Finals over Chicago, 8/30.

#### PRO - OVERSEAS

**2015-16:** Lucas did not play overseas, choosing instead to serve as an assistant coach at her high school alma mater, Germantown Academy, in southeastern Pennsylvania.

**2014-15:** With Arras Pays d'Artois in France, Lucas was second in the French League with 18.2 points per game...she shot 37.5 percent from 3-point range with 72 3-pointers, and made 80-of-86 at the foul stripe.

#### COLLEGE

Lucas was a two-time Big Ten Player of the Year who scored 2,510 career points which was second in school history and fourth in conference history...she averaged 21.0 points per game as a senior, finishing her career with a Big Ten and Penn State-record 365 3-pointers, 12th in NCAA history...the sharpshooter shot better than 40 percent from 3-point range and better than 90 percent from the foul line in her four-year career...her career free throw percentage (.907) set a Big Ten record.

**2013-14:** Lucas led the Lady Lions to a third straight Big Ten regular season title...a second team AP All-American and the Big Ten Player of the Year for the second season...she was a finalist for the Wade Trophy, the John R. Wooden Award and the Senior CLASS Award...she was a first team All-Big Ten selection for a third straight season...Lucas scored a season-high 33 points in a season-opening game with St. Francis (Pa.), which included a school-record 16-of-16 free throws...she posted a season-high nine rebounds against Wichita State, 3/23, and a season-high six assists at Purdue, 1/30...she had a career-long string of 35 consecutive free throws made that was ended in January.

**2012-13:** Averaging 20.1 points per game, Lucas was an AP second team All-American and a finalist for the Wade Trophy and the John R. Wooden Award...selected as the 2013 Big Ten Player of the Year, she became the third Lady Lion to win the honor... chosen first team All-Big Ten, she became the 10th Lady Lion to win first team accolades multiple times in a career...Lucas broke the Bryce Jordan Center scoring record (men or women) with 39 points, including a BJC record-tying seven three-pointers, to go with a career-high six steals, in a win over Georgetown, 12/9...she notched her fourth career 30-point game with 34 points with a career-high eight 3-pointers at Nebraska, 3/3.

**2011-12:** Lucas averaged 19.5 points en route to honorable mention AP All-America honors...she was named to the All-Big Ten first team while leading finishing 12th in the NCAA in free throw percentage (.886)...she posted her only career double-double with 12 points and a personal-best 10 rebounds in a win over Ohio State, 2/20.

**2010-11:** The Big Ten Freshman of the Year, Lucas broke Big Ten and Penn State records for 3-pointers in a season (112)... she also earned the Big Ten Sixth Player of the Year award while pulling down All-Big Ten honors...she broke Penn State's freshman scoring mark with 552 points...she became just the third player in Big Ten history with 100 or more 3-pointers in a sea-

son...an eight-time Big Ten Freshman of the Week recipient, she was fourth in NCAA Division I in 3-pointers made and 11th in 3-point percentage...she was selected to Big Ten All-Tournament team after averaging 14.3 points, 3.0 rebounds and 2.0 steals in three games...Lucas drained seven three-pointers on the way to a game-high 27 points against Hartford, 11/27.

#### INTERNATIONAL

Lucas participated in the USA Basketball World University Games Trials in Colorado during the summer of 2011.

#### PERSONAL

Margaret Taylor Lucas was born November 29, 1991 in Philadelphia, Pa., and is the daughter of Betsy and Albert Lucas... she has two older brothers, Peter and Ben...she majored in recreation, park and tourism management at PSU, where she earned the nickname, "Machine Gun Maggie"...she was named to the McDonald's and Parade Magazine High School All-America teams in 2010...she averaged 23.0 points, 4.5 assists and 3.8 steals per game as she led Germantown Academy to its second-straight Independent Schools State title and its 12th consecutive league crown...she won the McDonald's High School All-America 3-point contest...she was a four-time first team all-state selection, and was named the 2010 Philadelphia Inquirer Southeastern PA Player of the Year and the 2010 Times Herald Player of the Year...she finished her career with 2,197 points, the second-highest total in Germantown Academy history (boys or girls)...the Patriots were 112-15 in her four years.

#### CAREER TRANSACTIONS

(1) Drafted in the 2nd round (21st overall) of the 2014 WNBA Draft by Phoenix. (2) Traded to Indiana, in exchange for a 2nd round draft pick in the 2015 WNBA Draft, 5/12/14.

## MAGGIE LUCAS

## LUCAS' STATISTICS

## REGULAR SEASON

YR/TEAM	G-GS	MIN	FGM-A	PCT	3FGM-A	PCT	FTM-A	PCT	OR	DR	TR	AVG	AST	PF-DQ	ST	TO	BKS	PTS	AVG
2014 IND	30-0	310	34-102	.333	20-65	.308	22-23	.957	3	23	26	0.9	20	36-0	8	11	5	110	3.7
2015 IND	30-0	451	54-145	.372	31-83	.373	31-37	.838	1	24	25	0.8	26	42-0	11	19	3	170	5.7
<b>WNBA (2)</b>	<b>60-0</b>	<b>761</b>	<b>88-247</b>	<b>.356</b>	<b>51-148</b>	<b>.345</b>	<b>53-60</b>	<b>.883</b>	<b>5</b>	<b>48</b>	<b>53</b>	<b>0.9</b>	<b>47</b>	<b>78-0</b>	<b>19</b>	<b>30</b>	<b>8</b>	<b>280</b>	<b>4.7</b>

## PLAYOFFS

YR/TEAM	G-GS	MIN	FGM-A	PCT	3FGM-A	PCT	FTM-A	PCT	OR	DR	TR	AVG	AST	PF-DQ	ST	TO	BKS	PTS	AVG
2014 IND	5-0	36	5-13	.385	3-7	.429	0-0	.000	0	1	1	0.2	0	9-0	0	1	2	13	2.6
2015 IND	5-0	19	2-3	.667	1-1	1.000	1-1	1.000	0	0	0	0.0	0	1-0	0	2	0	6	1.2
<b>WNBA (2)</b>	<b>10-0</b>	<b>55</b>	<b>7-16</b>	<b>.438</b>	<b>4-8</b>	<b>.500</b>	<b>1-1</b>	<b>1.000</b>	<b>0</b>	<b>1</b>	<b>1</b>	<b>0.1</b>	<b>0</b>	<b>10-0</b>	<b>0</b>	<b>3</b>	<b>2</b>	<b>19</b>	<b>1.9</b>

## LUCAS' CAREER HIGHS

## REGULAR SEASON

MIN:	29:41, at MIN, 6/22/14
FGM:	7, at NY, 6/19/15
FGA:	12, at CHI, 8/4/15 at NY, 6/19/15
3-pt FGM:	5, at NY, 6/19/15
3-pt FGA:	10, at MIN, 6/22/14
FTM:	4, four times (most recent vs. NY, 9/13/15)
FTA:	5, at NY, 6/19/15
OR:	1, four times (most recent at NY, 6/19/15)
DR:	3, at ATL, 6/16/15 at WAS, 6/6/14
TR:	3, at ATL, 6/16/15 at WAS, 6/6/14 vs. WAS, 5/23/14
AST:	4, at NYL, 8/17/14 at NYL, 8/10/14
ST:	2, four times (most recent at ATL, 8/28/15)
BKS:	1, eight times (most recent vs. CON, 9/1/15)
PTS:	23, at NY, 6/19/15

## PLAYOFFS

MIN:	11:37, vs. CHI, 8/30/14
FGM:	3, vs. CHI, 8/30/14
FGA:	8, vs. CHI, 8/30/14
3-pt FGM:	2, vs. CHI, 8/30/14
3-pt FGA:	4, vs. CHI, 8/30/14
FTM:	1 at MIN, 10/6/15
FTA:	1, at MIN, 10/6/15
OR:	0
DR:	1, vs. CHI, 9/3/14
TR:	1, vs. CHI, 9/3/14
AST:	0
ST:	0
BKS:	1, vs. CHI, 8/30/14 at WAS, OT, 8/23/14
PTS:	8, vs. CHI, 8/30/14

# TIFFANY MITCHELL



**POSITION:** Guard

**WNBA YEARS:** R

**HEIGHT:** 5-9


**WEIGHT:** 152

**BORN:** September 23, 1994 in Charlotte, N.C.

**HIGH SCHOOL:** Providence Day School (Charlotte, N.C.)

**COLLEGE:** South Carolina '16

**DRAFTED:** By Indiana, first round, 2016 WNBA Draft (9th overall)



# 3



@TiffMitch25  
TWITTER



@TiffMitch25  
INSTAGRAM

Selected No. 9 in the 2016 WNBA Draft, Tiffany Mitchell is expected to have immediate impact with the Fever, complementing a backcourt led by veterans Briann January, Marissa Coleman and Shenise Johnson...Stephanie White calls her a "two-way player," making the distinction that many rookies don't contribute so quickly on both ends of the floor...college head coach and mentor Dawn Staley called her "Superwoman," while teammate A'ja Wilson referred to her as "Takeover Tiff."

A two-time SEC Player of the Year, Mitchell helped South Carolina to national title contention during her tenure with the Gamecocks, including a trip to the 2015 NCAA Final Four...a fan favorite in Columbia, Mitchell won the Dawn Staley Award, presented to the best Division I guard in the country and named for her coach, as a junior in 2015...Mitchell, in fact, looked up to Staley since the third grade when she completed a biography project on Staley's life and asked her family for Staley's red WNBA Charlotte Sting jersey, which she later wore to a Sting game before hanging it on the wall of her bedroom.

**COLLEGE**

The most decorated women's basketball player in South Carolina program history, Mitchell made more starts (135) and played in more games (139) than any player...she capped her college career as the recipient of the University of South Carolina President's Award, the highest annual award bestowed on a student-athlete, honoring achievement in athletics, academics and community outreach...on the court, she finished her career fifth in Gamecock history with 1,885 points and 234 steals...she was second in program history in both 3-point shooting (39.9 percent) and free throw shooting (77.3 percent)...Mitchell was a three-time All-American...she also was a three-time All-SEC First Team selection, and a two-time SEC Player of the Year...she was only the second sophomore to earn the award in league history...Mitchell holds seven single-season school records, including 3-point percentage (.541 in 2013-14) and free throws made (157 in 2013-14), and single-game records for 3-point percentage and free throw percentage...she was one of the team's top two scorers in all three SEC regular-season championship seasons and was the Gamecocks' top scorer during the 2015 NCAA Tournament run to the Final Four...Staley helped refine Mitchell's personal workouts, helping her shooting percentage improve from 37 percent as a freshman, to 49 percent as a sophomore and 50 percent as a junior.

**2015-16:** Mitchell ranked seventh in the SEC in scoring, fourth in free throw percentage, seventh in steals and sixth in 3s made per game on the season...she finished with 14.9 points per game with 61 3-pointers and 63 steals, while starting in 34 of 35 games played...she was a finalist for the Naismith Trophy...she was an Associated Press second-team All-American, and

earned third-team honors on multiple All-America squads...a member of the All-SEC first team by coaches and AP, Mitchell was a second-team CoSIDA Academic All-American and a Senior CLASS Award finalist...Mitchell was USC's top scorer 13 times, and she handed out team-high assists 13 times...she carried the Gamecocks on offense early on in the second round of the NCAA Tournament against Kansas State, 3/20, totaling 16 first-half points, including last six points of the half...she led South Carolina with 15.7 points per game, six 3s and 10 assists during the SEC Tournament to earn MVP honors.

**2014-15:** Starting all 37 games and helping the Gamecocks to the NCAA Final Four, Mitchell averaged 14.4 points with 57 3-point field goals and 65 steals...she was named the winner of the Dawn Staley Award, presented to the nation's best guard, and was a finalist for the Naismith Trophy and Wooden Award...she captured the SEC Player of the Year award for a second straight season, along with All-SEC first-team accolades and first-team All-America honors by multiple outlets...she was the Gamecocks' first back-to-back All-American since Marshall Williams in 1992 and 1993...also a member of the SEC Academic Honor Roll...she scored in double figures a team-high 30 times, including five games of 20 or more points...she was team's top scorer a team-high 17 times, while leading the club in assists 12 times...Mitchell powered the Gamecocks into their first NCAA Final Four with a personal 7-2 run that turned a tie game into a five-point lead against Florida State, 3/29, while leading team in scoring (21), rebounding (6) and assists (5)...she hit a game-winner with five seconds remaining against North Carolina, 3/27, to put team into the NCAA Elite Eight for the first time since 2002...she scored 10 of the team's last 13 points in win over Kentucky, 1/11, including eight straight free throws to hold the Wildcats at bay...she shot 6-of-6 from 3-point range against San Diego State, 11/23, the best perfect long-range shooting night in school history.

**2013-14:** Mitchell averaged a career-best 15.5 points while starting all 34 games for the Gamecocks...she set a school record with 157 free throws during her sophomore campaign, and added a career-high 118 assists while being named a third-team All-American...she became just the second sophomore ever to be named the SEC's Player of the Year...she was a finalist for the Wooden Award, Wade Trophy and Dawn Staley Award...she was a member of the SEC All-Defensive Team and the SEC Academic Honor Roll...Mitchell ranked 10th in SEC in scoring, seventh in free throw percentage (.793) and steals (1.8 spg), and 11th in assists (3.5 apg)...she paced South Carolina in scoring 13 times, and 16 times in assists...she became the team's go-to option at end of tight games, averaging 5.3 points, shooting 60.0 percent (12-of-20) including 4-of-5 (.800) from 3-point range, during the final five minutes of the Gamecocks' 10 games that were

within 10 points at that time...she averaged 18.3 points and 3.3 assists in NCAA Tournament play (3 games), and broke school record for free throws made (13) and attempted (17) in an NCAA Tournament game against CSU Northridge, highlighted by hitting 6-of-6 in the final 63 seconds...she turned in her first career 20-point SEC game against Missouri, 2/2, and netted a career-high 25 points against Georgia, 2/27.

**2012-13:** Mitchell made 30 starts in 33 games for South Carolina as a freshman, averaging 9.2 points and 5.1 rebounds per game...she led the team in scoring seven times and rebounding six times...she posted two double-doubles and was named to the SEC All-Freshman Team...she scored in double figures on 14 occasions, and recorded a career-high 11 rebounds at Florida, 1/20.

**INTERNATIONAL**

**2015:** Named to the 2015 U.S. Pan American Women's Basketball Team on May 17, Mitchell participated in the 2015 USA Women's National Team mini-camp in Las Vegas...she earned a silver medal with the U.S. in the Pan Am Games, despite a left foot injury sustained in an exhibition game vs. Canada that kept her from tournament action...she was a roommate with Breanna Stewart during the Pan Am Games.

**2014:** Teamed with Cierra Burdick, Sara Hammond and Jewell Loyd on the 2014 USA Basketball 3x3 World Championship Team and helped the U.S. capture gold with a perfect 9-0 record at the FIBA 3x3 World Championship in Moscow, Russia...she was named to the 3x3 World Championship Team after capturing the 2014 USA Basketball 3x3 National Tournament title.

**2010:** Participated in the 2010 USA Basketball U17 World Championship Team Trials.

**PERSONAL**

Born September 23, 1994, she is the daughter of Cheryl Mitchell...she has an older brother, Tory...she majored in retail management at South Carolina...Mitchell guided Providence Day to three straight North Carolina Independent Schools Athletic Association Class 3A state championships...she was a Parade All-American as a senior and was a four-star recruit rated the 15th-best guard and top 46 player overall in the 2012 class by ESPN Hoopgurlz...named Gatorade North Carolina Player of the Year and Miss Basketball North Carolina in 2012, posting 19.6 points and 7.0 rebounds per game...she earned all-state and all-conference honors all four years of high school.

**CAREER TRANSACTIONS**

(1) Drafted by the Indiana Fever with the ninth overall pick, first round, in the 2016 WNBA Draft, 4/14/16.

**MITCHELL'S CAREER STATISTICS AT SOUTH CAROLINA**

YR/TEAM	G-GS	MIN	FGM-A	PCT	3FGM-A	PCT	FTM-A	PCT	OR	DR	TR	AVG	AST	PF-DQ	ST	TO	BKS	PTS	AVG
2012-13	33-30	927	107-282	.379	22-60	.367	68-111	.613	60	109	169	5.1	43	64-1	44	82	4	304	9.2
2013-14	34-34	1066	165-335	.493	40-74	.541	157-198	.793	41	149	190	5.6	118	63-0	62	97	8	527	15.5
2014-15	37-37	1106	189-378	.500	57-137	.416	98-117	.838	28	87	115	3.1	106	64-1	65	82	11	533	14.4
2015-16	35-34	1068	168-405	.415	61-180	.339	124-152	.816	33	63	96	2.7	90	69-0	63	86	6	521	14.9
<b>CAREER</b>	<b>139-135</b>	<b>4167</b>	<b>629-1400</b>	<b>.449</b>	<b>180-451</b>	<b>.399</b>	<b>447-578</b>	<b>.773</b>	<b>162</b>	<b>108</b>	<b>570</b>	<b>4.1</b>	<b>357</b>	<b>260-2</b>	<b>234</b>	<b>347</b>	<b>29</b>	<b>1885</b>	<b>13.6</b>



# BRENE MOSELEY



**POSITION:** Guard

**WNBA YEARS:** R

**HEIGHT:** 5-7

**WEIGHT:** 120

**BORN:** November 25, 1993 in Washington, D.C.

**HIGH SCHOOL:** Paint Branch (Burtonsville, Md.)

**COLLEGE:** Maryland '16

**DRAFTED:** By Indiana, second round, 2016 WNBA Draft (21st overall)

# 30



A 2016 second-round draft pick who has a pedigree for quickness and getting the ball to the rim, Moseley was the Big Ten Sixth Player of the Year for conference champion Maryland...Moseley helped the Terrapins to the Big Ten Tournament championship on the floor at Bankers Life Fieldhouse where she will begin her pro career...she joins a Fever roster that already includes former Terrapins Marissa Coleman (2006-09) and Lynetta Kizer (2009-12)...she earned the nickname "Bones" as a kid, due to her wiry structure.

### COLLEGE

Moseley closed her college career as one of five finalists for 2016 Lieberman Award as the nation's top point guard...in her career, she helped the Terps to the 2012 ACC title, 2012 Elite Eight, 2013 Sweet Sixteen, 2015 & 2016 Big Ten regular season and tournament titles, and back-to-back Final Fours in 2014 and '15 while playing in more games than all but three UM players (142)...she finished her career ranked 8th on UM's career assists chart (443).

**2015-16:** Moseley was named the Big Ten Sixth Player of the Year, to the coaches' All-Big Ten Second Team, the media's All-Big Ten Honorable Mention squad, and a Nancy Lieberman Award candidate...she averaged 11.6 points and 5.9 assists while helping Maryland to Big Ten regular season and tournament championships...she contributed three double-doubles and matched a career high with 26 points against Old Dominion, 11/26...she picked up her second career double-double with 13 points, 10 assists and 5 boards vs. Detroit, 11/20...collected a third career double-double with 10 points, 10 assists with 3 steals vs. Southern, 12/11, and went 8-16 from the field for 20 points with 10 assists for fourth career double-double vs. No. 9

Ohio State, 1/2...Moseley became the 32nd player in program history to reach 1,000 career points with 15 points and five assists in win over Northwestern in Big Ten Semifinals, 3/5...she added 16 points with 7 assists and 3 boards in NCAA Second Round vs. Washington, 3/21.

**2014-15:** Moseley averaged 5.6 points and 1.4 assists per game as a redshirt junior...she led her team with 18 points off three 3s in win at Northwestern to finish 18-0 in conference play, 3/1...in the Big Ten semifinals, she scored 15 points off the bench in Terps' win over Northwestern, 3/7...she made two clutch free throws and had a steal in win over #6 Tennessee, 3/30, to send the Terps to back-to-back Final Fours...came in off the bench and added 12 points, four assists and four rebounds in Final Four game against top-ranked Connecticut, 4/5.

**2013-14:** As a redshirt sophomore, Moseley saw action in every game, making one start...she averaged 5.5 points and 2.5 assists per game...she made 8-of-8 at the line with key free throws down the stretch to seal a win at USF, 11/8, in her return from injury...she added seven points in 11 minutes in Terps' NCAA First Round win over Army, 3/23.

**2012-13:** Moseley missed her true sophomore season after sustaining a torn left ACL in a team scrimmage on Oct. 21.

**2011-12:** As a freshman, "Bones" saw action in all 36 games while being named to the ACC All-Freshman Team and All-Academic Team...scored 17 points in her Terrapin debut vs. Loyola, 11/11, en route to averaging 6.9 points per game for the season...she scored 26 points vs. Towson, 11/16, recording the most points by a Terrapin freshman since Kristi Toliver dropped 28 on Utah in Elite Eight in 2006...named ACC Rookie of the Week, 11/21...scored 17 points, all in the second half, off 3-for-5 threes vs. Cal State Bakersfield, 11/26...scored 13 points off

two threes and a pair of free throws in 19 minutes in Terps' ACC Tournament win over Virginia, 3/2...received team's Top Three-Point Shooter Award (32-of-79, 40%) and Academic Achievement Award at annual banquet.

### PERSONAL

Born Nov. 25, 1993, Moseley is the daughter of Eugene and Beatrice Moseley...nickname is "Bones"...she has one sibling, Esheance...she attended Maryland due to campus proximity, a family atmosphere, academic support and player development...graduated in May 2015 and did post-graduate studies in English during her fifth year as a redshirt senior...prior to Maryland, she participated during four years at Paint Branch High School, but missed her senior campaign of action due to a torn right ACL during summer AAU play...she was named first team All-Met by The Washington Post as a junior...earned first team All-Gazette honors by Gazette newspapers in both her sophomore and junior seasons...led DC, Maryland and Virginia area in scoring with 26.2 points per game as a junior...team leader in three-point shooting, free throws, assists...averaged over 7.0 assists a game as a junior...led Paint Branch to back to back state championship games in her freshman and sophomore seasons...scored 17 points to win state title and finish undefeated season as a freshman...played AAU ball for D.C. Heat...she was a four-star recruit according to ESPN HoopGurlz, ranked the No. 70 player in her 2011 class and the No. 18 guard.

### CAREER TRANSACTIONS

(1) Drafted by the Indiana Fever with the 21st overall pick, second round, in the 2016 WNBA Draft, 4/14/16.

### MOSELEY'S CAREER STATISTICS AT MARYLAND

YR/TEAM	G-GS	MIN	FGM-A	PCT	3FGM-A	PCT	FTM-A	PCT	OR	DR	TR	AVG	AST	PF-DQ	ST	TO	BKS	PTS	AVG
2011-12	36-0	628	89-202	.441	32-79	.405	37-43	.860	8	58	66	1.8	98	40-0	21	78	0	247	6.9
2012-13	Redshirt - torn left ACL																		
2013-14	35-1	476	63-143	.441	13-42	.310	55-69	.797	11	38	49	1.4	86	46-0	28	52	2	194	5.5
2014-15	36-0	408	67-161	.416	21-57	.368	46-59	.780	12	29	41	1.1	52	31-0	21	47	0	201	5.6
2015-16	35-1	786	147-308	.477	25-76	.329	87-114	.763	12	60	72	2.1	207	58-2	37	86	5	406	11.6
<b>CAREER</b>	<b>142-2</b>	<b>2298</b>	<b>366-814</b>	<b>.450</b>	<b>91-254</b>	<b>.358</b>	<b>225-285</b>	<b>.789</b>	<b>43</b>	<b>185</b>	<b>228</b>	<b>1.6</b>	<b>443</b>	<b>175-2</b>	<b>107</b>	<b>263</b>	<b>7</b>	<b>1048</b>	<b>7.4</b>

## DEVEREAUX PETERS



**POSITION:** Forward

**WNBA YEARS:** 4

**HEIGHT:** 6-2

**WEIGHT:** 174

**BORN:** October 8, 1989 in Chicago, Ill.

**HIGH SCHOOL:** Fenwick (Oak Park, Ill.)

**COLLEGE:** Notre Dame '12

**DRAFTED:** By Minnesota, first round, 2012 WNBA Draft (3rd overall)

**ACQUIRED:** From Minnesota, in exchange for Natasha Howard, 2/2/16



# 14



**@MsPeters14**  
TWITTER



**@MsPeters14**  
INSTAGRAM

Acquired in February in a sign-and-trade deal with the Minnesota Lynx, in exchange for Natasha Howard, Peters will add size and veteran experience to the Fever frontcourt...the former Notre Dame star will re-unite with Fighting Irish teammate Natalie Achonwa...she is a gifted shooter who can spread a defense with range inside 20 feet...a two-time WNBA champion with the Minnesota Lynx in 2013 and 2015, she was the third overall selection of the 2012 WNBA Draft...as a rookie, she was part of a Lynx squad that fell to Indiana in the WNBA Finals.

#### PRO – WNBA

**2015:** Peters concluded her fourth season in Minnesota by appearing in 33 games off the bench...she collected 3.2 points and 3.4 rebounds per game while logging 14.6 minutes per contest; she shot 44.9 percent from the field and went 3-for-8 on three-point tries...Peters totaled 30 blocks, the second time in three years she led the Lynx in that category...she ranked 12th in the WNBA at 0.91 bpg, but 4th on a per-40-minute basis (2.50)...she dished a season-high four assists vs. Phoenix, 8/30, and snared eight rebounds vs. Los Angeles, 8/9...she scored a season-high 12 points vs. Connecticut, 7/22...she collected a career-high five blocks and a season-best four steals at Seattle, 6/25, joining Nicky Anosike as the only players in Lynx history to record 4+ steals and 4+ blocks in the same game...the June 25 game at Seattle was also the 100th of her WNBA career...she pulled down a season-best nine rebounds June 5 vs. Tulsa.

**2014:** Peters completed her third season in Minnesota by playing in 28 games off the bench...sidelined for the first five contests after undergoing arthroscopic surgery on her left knee on May 7...she averaged 4.4 points, 3.7 rebounds and 1.7 assists while logging 18.0 minutes per game; she ranked 9th in the WNBA in blocked shots (1.00 bpg)...she shot 44.3 percent from the field and 73.7 percent from the FT line...she matched her career high with four blocks vs. San Antonio, 7/25, equaling the most by any Lynx player since Nicky Anosike had five at Tulsa in 2010...she picked up her lone double-double of the year (second career) vs. Seattle, 7/13, totaling 10 points and a season high 10 rebounds...she tied her career best with six assists at Tulsa, 7/10; she also dealt six assists two nights earlier vs. Los Angeles, 7/8...she swiped a career-high five steals vs. San Antonio, 7/3, and picked up four steals vs. Seattle, 6/29...she grabbed six rebounds vs. Indiana, 6/22, one of three times she led the Lynx.

**2013:** She played in all 34 games in her second WNBA season...Peters averaged 4.1 points and a career-best 4.6 rebounds in 18.6 minutes per game; she ranked 11th in the league and tops on Minnesota in blocks (1.00 bpg)...she shot 39.6 percent from the floor and 85.2 percent from the FT line...she grabbed a game- and season-high 10 rebounds at Seattle, 9/7, the fifth time she led the Lynx... she averaged 6.6 rpg over her final seven contests (13.4 per 40)...she led the Lynx with eight rebounds vs. Tulsa, 8/16, adding a season-high five assists...she logged a career-high 44:49 at Chicago, 8/11, the most by any Lynx player since Katie Smith in 2001...she added 13 points at San Antonio, 7/19, her second double-digit scoring night; the four blocks tied her career high and were a team season best...she pulled in 10 rebounds vs. Phoenix, 7/7, and scored a season-high 14 points vs. Los Angeles, 6/28.

**2012:** Peters finished her rookie season by appearing in 30 games, missing three (July 7-12) due to a broken left hand suffered at Los Angeles, 7/5...she averaged 5.3 points and 3.8 rebounds while logging 14.1 minutes per game; she led all rookies in FG accuracy (56.0 percent) and shot 70.6 percent from the FT line...she reached double figures in three of the final five contests (seven total), averaging 10.4 ppg (57.4%), 9.0 rpg and 2.00 bpg in 28.6 mpg in those five...she made her first pro start of the year at Phoenix, 9/21, leading the Lynx in rebounds and assists (a season-high six); her four blocks matched a team season high...she collected her first double-double (17 points/13 rebounds) at Los Angeles, 9/20...she hauled down nine rebounds at San Antonio, 7/1, and tallied a season-high 18 points vs. New York, 6/21.

#### PLAYOFFS

**2015:** Peters appeared in all 10 playoff games for the Lynx, averaging 4.0 points, 2.2 rebounds in 13.9 minutes played as the Lynx won the 2015 WNBA Championship...she posted a playoff career-high 12 points vs. Los Angeles in the Western Conference semifinals, 9/22.

**2014:** She appeared in all five playoff games in 2014, averaging 2.0 points and .2 assists in 11.4 minutes played.

**2013:** Appearing in all seven games for the Lynx, Peters averaged 3.9 points and 3.4 rebounds per game as the Lynx won the 2013 WNBA Championship.

**2012:** She appeared in all nine games for the Lynx, averaging 1.3 points and 1.8 rebounds in 6.9 minutes per game.

#### PRO – OVERSEAS

**2015-16:** Peters played with Wisla Krakow in the Polish League before moving to UNIQUE Euroleasing Sopron in Hungary, in March...she averaged 13.7 points and 8.0 rebounds in 11 Euroleague contests with Wisla Krakow, and 10.1 points and 6.9 rebounds in the Polish League...she posted averages of 16.7 points and 9.6 rebounds through nine games in Hungary.

**2014-15:** Joined Campus Promete in the Spanish League to average 11.1 points, 9.8 rebounds and 1.4 assists in eight games played.

**2013-14:** Played for Dynamo-Gvd Novosibirsk in Russia... appeared in 24 Premier League games where she averaged 13.9 points, 8 rebounds and 1.5 assists per game...played in six Euro-Cup games, averaging 14.3 points and 7.3 rebounds per game... finished 9th in league in scoring average (13.2 ppg).

**2012-13:** Appeared in seven games for Gesam Gas Lucca in LegA (Italy), averaging 10.9 points and 9.1 rebounds per game... she averaged 2.4 steals and 0.9 blocks per game.

#### COLLEGE

Peters was only the fourth player in last 10 years (2001-02 through 2011-12) to have multiple seasons with 60 blocks, 60 steals and 60 assists, joining Tennessee's Candace Parker (2006-07 and 2007-08), Minnesota's Janel McCarville (2003-04 and 2004-05) and Appalachian State's Anna Freeman (2009-10 and 2011-12)...she was the first Fighting Irish player to register 1,000 points, 500 rebounds, 200 blocks, 200 steals and 200 assists in her career...she left Notre Dame in the top 10 on five of the

school's career statistical lists — blocked shots (2nd - 227), rebounds (5th - 937), field goal percentage (7th - .550), steals (9th - 222) and double-doubles (9th - 23)...she finished her career 17th in school history with 1,319 career points.

**2011-12:** Peters was the only player in country (and just the second from 2002-12) to register 75 blocks, 75 steals and 75 assists in a single season — other to accomplish this was Tennessee's Candace Parker in 2007-08...her 363 total rebounds were second-most for one season in school history (368 by Katryna Gaither in 1996-97)...she was the only BIG EAST player to rank among top 10 in conference in three major defensive categories — first in rebounding/42nd in nation (9.3 rpg.) third in blocked shots/40th in nation (2.0 bpg) and 10th in steals (2.0 spg)...she registered four games with 15 points & 15 rebounds and had seven 15-rebound games (both tying school records).

**2010-11:** Peters ranked third on her Notre Dame team in scoring (11.9 ppg) and tops in rebounding (7.5 rpg), blocks (1.7 bpg; 68 total), field goal percentage (.593; fifth in nation) and double-doubles (career-high 10; most by ND player since 2003-04)...she was the only player in the nation with 65 blocks and 65 steals on the season...she joined Connecticut's Maya Moore as the only players to rank in top 15 in the BIG EAST in three major defensive categories of rebounds, blocks and steals.

**2009-10:** Peters got a late start to the season while finishing rehabilitation protocol from her second knee surgery...she played in 25 games in her redshirt sophomore campaign, logging 6.7 points per game...she ranked second on the team in rebounding (5.6 rpg) and led team in blocks (1.2 bpg).

**2008-09:** Peters appeared in three games (one start), averaging 7.3 points and 4.3 rebounds per game with .688 field goal percentage and six blocks (2.0 per game)...she injured her left knee at Boston College, later diagnosed as season-ending torn anterior cruciate ligament (ACL)...she underwent successful two-part corrective surgery in February and May 2009.

**2007-08:** Peters saw action in 23 games as a freshman, averaging 9.0 points and 5.6 rebounds per game with team-leading 1.96 blocks per game, and .522 field goal percentage...she posted 45 blocks, the third-highest total ever by an Irish freshman...she made college debut vs. Miami (Ohio), coming off the bench to register six points, eight rebounds and game-high five blocks in 15 minutes...she scored 11 points and grabbed five rebounds in 13 minutes vs. No. 15 Pittsburgh on Feb. 10 before suffering left knee injury at 13:44 mark of second half; injury later confirmed to be a season-ending torn anterior cruciate ligament (ACL)...she underwent corrective surgery in April 2008.

#### INTERNATIONAL

Peters made her USA Basketball debut with the World University Games squad in 2011, helping pace the United States to a 6-0 record and a gold medal in Shenzhen, China...she was the leading American scorer off the bench with 10.0 ppg...she was fourth on the team in rebounding (5.3 rpg), and ranked among the top 10 in the entire tournament in FG percentage (56.0%, second-best on team) and blocked shots (9th with team-high 1.0 bpg).

# DEVEREAUX PETERS

## PERSONAL

Born Oct. 8, 1989 in Chicago, Ill., she is the daughter of Denise Gladden-Peters and R. Delacey Peters, Jr....an uncle, Tom Seabron, was a defensive end/linebacker on the Michigan football team (1975-78) and later was chosen by the San Francisco 49ers in the 5th round of 1979 National Football League draft...she received her bachelor's degree in film, television & theater from Notre Dame's College of Arts and Letters in May 2011.

## CAREER TRANSACTIONS

(1) Drafted by the Minnesota Lynx with the third overall pick, first round, in the 2012 WNBA Draft, 4/16/12. (2) Traded to Indiana, in exchange for Natasha Howard, 2/2/16.

## PETERS' STATISTICS

### REGULAR SEASON

YR/TEAM	G-GS	MIN	FGM-A	PCT	3FGM-A	PCT	FTM-A	PCT	OR	DR	TR	AVG	AST	PF-DQ	ST	TO	BKS	PTS	AVG
2012 MIN	30-2	424	61-109	.560	0-0	.000	36-51	.706	44	69	113	3.8	33	74-1	14	39	23	158	5.3
2013 MIN	34-2	631	59-149	.396	0-0	.000	23-27	.852	52	104	156	4.6	37	56-0	24	30	34	141	4.1
2014 MIN	28-0	504	54-122	.443	0-0	.000	14-19	.737	31	72	103	3.7	48	69-0	22	30	28	122	4.4
2015 MIN	33-0	481	44-98	.449	3-8	.375	13-15	.867	30	82	112	3.4	28	37-0	7	30	29	104	3.2
<b>4 YEARS</b>	<b>125-4</b>	<b>2040</b>	<b>218-478</b>	<b>.456</b>	<b>3-8</b>	<b>.375</b>	<b>86-112</b>	<b>.768</b>	<b>157</b>	<b>327</b>	<b>484</b>	<b>3.9</b>	<b>146</b>	<b>236-1</b>	<b>67</b>	<b>129</b>	<b>114</b>	<b>525</b>	<b>4.2</b>

### PLAYOFF STATISTICS

YR/TEAM	G-GS	MIN	FGM-A	PCT	3FGM-A	PCT	FTM-A	PCT	OR	DR	TR	AVG	AST	PF-DQ	ST	TO	BKS	PTS	AVG
2012 MIN	9-0	62	5-12	.417	0-1	.000	2-3	.667	5	11	16	1.8	3	11-0	4	6	5	12	1.3
2013 MIN	7-0	115	13-24	.542	0-0	.000	1-2	.500	8	17	25	3.6	7	17-0	7	6	7	27	3.9
2014 MIN	5-0	57	5-11	.454	0-0	.000	0-0	.000	5	6	11	2.2	1	6-0	3	6	1	10	2.0
2015 MIN	10-0	139	17-32	.531	0-0	.000	6-6	1.000	12	10	22	2.2	9	23-0	5	7	8	40	4.0
<b>4 YEARS</b>	<b>31-0</b>	<b>373</b>	<b>40-79</b>	<b>.506</b>	<b>0-1</b>	<b>.000</b>	<b>9-11</b>	<b>.818</b>	<b>29</b>	<b>44</b>	<b>73</b>	<b>2.4</b>	<b>20</b>	<b>57-0</b>	<b>20</b>	<b>26</b>	<b>22</b>	<b>89</b>	<b>2.9</b>

## PETERS' CAREER HIGHS

### REGULAR SEASON

MIN: 45, at CHI, 8/11/13  
 FGM: 6, vs. SEA, 6/29/14  
 vs. LA, 6/28/13  
 at LA, 9/20/12  
 vs. NY, 6/21/12  
 FGA: 11, vs. TUL, 7/16/14  
 vs. SEA, 7/13/14  
 3-pt FGM: 2, vs. IND, 9/4/15  
 3-pt FGA: 2, at SEA, 9/11/15  
 vs. IND, 9/4/15  
 FTM: 6, vs. NY, 6/21/12  
 FTA: 8, vs. SEA, 6/6/12  
 OR: 6, vs. LA, 6/28/13  
 vs. PHO, 6/6/13  
 DR: 8, vs. SEA, 7/13/14  
 at LA, 9/20/12  
 at SA, 7/1/12  
 TR: 13, at LA, 9/20/12  
 AST: 6, at TUL, 7/10/14  
 vs. LA, 7/8/14  
 at PHO, 9/21/12  
 ST: 5, vs. SA, 7/3/14  
 BKS: 5, at SEA, 6/25/15  
 PTS: 18, vs. NY, 6/21/12

### PLAYOFFS

MIN: 25, vs. ATL, 10/6/13  
 FGM: 5, vs. LA, 9/22/15  
 FGA: 7, vs. LA, 9/22/15  
 3-pt FGM: 0  
 3-pt FGA: 1, vs. IND, 10/14/12  
 FTM: 2, vs. IND, 10/6/15  
 vs. LA, 9/22/15  
 vs. LA, 9/18/15  
 at IND, 10/19/12  
 FTA: 3, at IND, 10/19/12  
 OR: 4, at IND, 10/11/15  
 DR: 5, vs. PHO, 9/26/13  
 TR: 7, vs. ATL, 10/6/13  
 AST: 3, vs. ATL, 10/6/13  
 ST: 4, vs. ATL, 10/6/13  
 BKS: 3, at IND, 10/11/15  
 vs. LA, 9/22/15  
 at IND, 10/19/12  
 PTS: 12 vs. LA, 9/22/15



## JEANETTE POHLEN



**POSITION:** Guard

**WNBA YEARS:** 4

**HEIGHT:** 6-0

**WEIGHT:** 171

**BORN:** May 2, 1989 in Downey, Calif.

**HIGH SCHOOL:** Brea Olinda (Brea, Calif.)

**COLLEGE:** Stanford '11

**DRAFTED:** By Indiana, first round, 2011 WNBA Draft (9th overall)



# 32



**@JFP32**  
TWITTER



**@JFPohlen**  
INSTAGRAM

"The sky's the limit," said Lin Dunn about 2011 top draft pick Jeanette Pohlen...all Pohlen did as a rookie was lead the WNBA in 3-point shooting percentage while appearing in all 34 games...since that time, unfortunately, Pohlen has navigated a troublesome path of injury.

As a second-year star in 2012, she shot 42 percent from 3-point range, hit 5-of-5 3-point attempts in the playoffs and helped Indiana to the WNBA title, despite a torn left ACL sustained in Game 2 of the Finals vs. Minnesota...the former AP first-team All-American and the Pac-10 Player of the Year saw limited time in her third pro season with Indiana, as her rehab continued...prior to a 2014 season when she anticipated a clean bill of health, she succumbed to a torn left Achilles tendon.

She has signed free-agent contracts with the Fever prior to each of the 2015 and 2016 seasons.

She guided Stanford to the 2011 NCAA Final Four where it lost in the national semifinal game to eventual champion Texas A&M on what would become her home floor at Bankers Life Fieldhouse...Pohlen and Stanford reached the Final Four in four consecutive seasons...a pair of her fans while at Stanford were student-athlete buddies Andrew Luck and Coby Fleener, each of whom was drafted by the Indianapolis Colts.

She is engaged to be married to Julian Mavunga, a local basketball star from Brownsburg, Ind., during the 2016 Olympic Break.

#### PRO – WNBA

**2015:** Pohlen played in 26 games and started the season opener against Chicago, 6/5...she finished with a 2.4-point scoring average and 0.6 assists per game...she netted a season-high six points on four occasions - three of those with a pair of 3-pointers...she shot 15-of-38 (.395) from beyond the arc.

**2014:** Waived in training camp, 5/5, due to a torn left Achilles tendon.

**2013:** Pohlen appeared in 15 of the Fever's final 18 games after sitting out the first half of the season recovering from a torn ACL...she capped her regular season with a season-high 12 points on 4-of-7 shooting from the floor...she accounted six points and a pair of 3-pointers at Minnesota 8/24...Pohlen made her 2013 debut by scoring seven points on 2-of-3 shooting against Chicago, 8/3, finishing 1-of-2 from 3-point range...she tore her ACL in her left knee during Game 2 of the WNBA Finals at Minnesota, 10/17/12.

**2012:** Pohlen played in all 34 games for the Fever...she started in the last three games of the season and played all 40 minutes of the game at Washington, 9/21...she averaged 4.4 points, 1.7 rebounds and 1.1 assists per game...she finished 11th in the WNBA for 3-point shooting percentage shooting 42.1 percent...she scored a season-high 14 points against Chicago, 6/27, shooting 5-of-7 from the field, including 4-of-6 from behind the arc. she had a career-high four steals at Connecticut, 9/19...

**2011:** One of three Fever players to appear in all 34 games, starting two...Pohlen averaged 3.9 points and 1.4 rebounds in 16 minutes per game...she scored a career-high 17 points including 5-of-5 shooting from the 3-point line at Phoenix, 6/19...besides leading the WNBA in 3-point shooting percentage, she broke rookie franchise records of field goal percentage (.471), 3-point field goal percentage (.468), and 3-point field goal percentage

in a game (1.000)...she tied a franchise record of playing in 34 games as a rookie.

#### PLAYOFFS

**2015:** Pohlen appeared in 6 of 11 Fever playoff games as Indiana advanced to the WNBA Finals...she did not score in the playoffs and finished 0-of-4 from 3-point range.

**2013:** Pohlen saw limited time in the final three games of the playoffs...she recorded seven points in games against Chicago, 9/22, and Atlanta, 9/29...she shot 50 percent from the field against Chicago, 9/22.

**2012:** Pohlen played in six of the 10 Fever postseason games before tearing her left ACL in Game 2 of the WNBA Finals...she totaled 19 points through six games, 14 coming as part of a 5-of-5 shooting night with four 3-pointers in a decisive Game 3 of the conference finals at Connecticut, 10/11, while replacing Katie Douglas.

**2011:** Pohlen saw action in five of the six Fever postseason games...in 36 total minutes, she scored 10 points...she scored a playoff career-high eight points at New York, 9/17, in the Eastern Conference Semifinals

#### PRO – OVERSEAS

**2011-12:** Pohlen averaged 10.1 points through 13 games with Tarsus in the Turkish League.

#### COLLEGE

**2010-11:** Named the Pac-10 Player of the Year, she averaged career highs of 14.5 ppg and 4.75 apg while shooting 41.7 percent from 3-pt range...she broke Stanford's single-season record for 3-pt FG made with 96 and became the 32nd player in Stanford history to score 1,000 career points against Fresno State, 12/21...she finished her career with 1,453 points, 16th on Stanford's career list...she was named to the Associated Press All-America First Team and was also named to the John R. Wooden and USBWA All-America Teams...she was named Pac-10 Player of the Week on January 3...she passed out a career-high 12 assists to go with 21 points against USC...she scored 20 or more points on five occasions, including a career-best 31 points on 8-of-15 FG with five 3-pointers and 10-of-10 FTs vs. Connecticut, 12/30...in her best game of the 2011 NCAA tournament, she scored 17 points with five assists in the West Regional final vs. Gonzaga, 3/28.

**2009-10:** A starter in 36 of the 37 games she played as a junior, she averaged 9.3 points and 4.64 assists per game and was named to the All-Pac-10 First Team...she had a streak of 92 straight games played and 53 straight starts snapped when she missed a game against Washington, 1/16, due to a sprained right ankle...she posted a double-double with 15 points and a career-high-tying 10 assists at Old Dominion...she scored a season-best 26 points vs. Oregon, 2/16...she scored a game-winning layup as time expired in a Sacramento Regional Final win against Xavier...she scored 11 points in the NCAA Championship game vs. Connecticut.

**2008-09:** Named to All-Pac-10 Second Team...she earned a spot on the All-West Regional team during the NCAA Tournament...named the Pac-10 Player of the Week on March 9, she was one of three Stanford players to start all 38 games...she av-

eraged 10.7 points, 3.84 assists and led the team by playing 31.9 minutes a game...she scored in double figures 23 times in 38 appearances and scored a season-high 21 points in a win over Arizona, 3/5.

**2007-08:** Named Pac-10 All-Freshman honorable mention, she saw action in all 39 games during the season and averaged 4.6 points with 2.9 rebounds per game while shooting 43.0 percent from the field...she opened her college career by scoring 15 points in a win over Yale, 11/9.

#### INTERNATIONAL

A member of the gold medal-winning U.S. team in the 2009 World University Games in Belgrade, Serbia, Pohlen started six of the seven games...she averaged 5.0 points and 3.0 assists as part of a team-high 23.0 minutes per game.

#### PERSONAL

Born in Downey, Calif, she has an uncle that played football at Notre Dame...her great-uncle, Neil, is in the Texas A&M Basketball Hall of Fame...her grandfather and great grandfather both played basketball at Purdue...she has two older brothers, John and Tom...when she is finished playing basketball, she aspires to be a sports broadcaster...Pohlen is engaged to be married to Julian Mavunga on July 30, 2016, in Newport Beach, Calif...Mavunga is a former basketball star at nearby Brownsburg High School where he led the Bulldogs to the 2008 IHSA 4A state championship at Bankers Life Fieldhouse, alongside teammate Gordon Hayward...Mavunga, a 6-8 power forward, later starred at Miami-Ohio and currently plays professionally overseas (last year in China)...Mavunga's younger sister, Stephanie, was named 2013 Indiana Miss Basketball while at Brownsburg and currently stars at Ohio State...in her own prep career, Pohlen was named the Gatorade Player of the Year in California as a high school senior, and was the state's Miss Basketball...she was named to California's All-State team in each of her four years...a McDonald's All-American, she also received similar awards from EA Sports, Max Preps, Parade, SLAM and the WBCA...she was named a high school All-American as a junior by Scout Magazine...while being named All-CIF DIIA Southern Section Player (or Co-Player), of the Year in 2005 through 2007, she was also named the Orange County Player of the Year each of those seasons...for her efforts in the classroom, she was a four-time Century League Scholar-Athlete...a four-year letterwinner and two-time captain at Brea Olinda High School in Brea, Calif., she holds school records for career points (2,196) and rebounds (1,140)...she also holds five school single-season records as well as a pair of single-game records.

#### CAREER TRANSACTIONS

(1) Drafted by the Indiana Fever with the ninth overall pick, first round, in the 2011 WNBA Draft, 4/11/11. (2) Waived by Indiana (injured during training camp), 5/5/14. (3) Signed a free agent contract with Indiana, 2/5/15. (4) Signed a free agent contract with Indiana, 2/8/16. (5) Waived by Indiana, 5/7/16. (6) Signed 7-day contract with Indiana, 7/6/16. (7) Signed 7-day contract with Indiana, 7/13/16.

# JEANETTE POHLEN

## POHLEN'S STATISTICS

### REGULAR SEASON

YR/TEAM	G-GS	MIN	FGM-A	PCT	3FGM-A	PCT	FTM-A	PCT	OR	DR	TR	AVG	AST	PF-DQ	ST	TO	BKS	PTS	AVG
2011 IND	34-2	539	48-102	.471	29-62	.468	13-15	.867	10	37	47	1.4	33	32-0	13	21	4	138	4.1
2012 IND	34-3	574	55-128	.430	32-76	.421	7-10	.700	13	44	57	1.7	38	39-0	20	31	10	149	4.4
2013 IND	13-0	191	13-38	.342	9-24	.375	6-6	1.000	6	19	25	1.9	4	11-0	6	10	1	41	3.2
2015 IND	26-1	259	21-52	.404	15-38	.395	6-8	.750	5	17	22	0.8	16	23-0	13	11	1	63	2.4
<b>4 YEARS</b>	<b>107-6</b>	<b>1563</b>	<b>137-320</b>	<b>.428</b>	<b>85-200</b>	<b>.425</b>	<b>32-39</b>	<b>.821</b>	<b>34</b>	<b>117</b>	<b>151</b>	<b>1.4</b>	<b>91</b>	<b>105-0</b>	<b>52</b>	<b>73</b>	<b>16</b>	<b>391</b>	<b>3.7</b>

### PLAYOFF STATISTICS

2011 IND	5-0	35	4-8	.500	2-4	.500	0-0	.000	2	2	4	0.8	3	5-0	1	1	0	10	2.0
2012 IND	6-0	69	7-9	.778	5-5	1.000	0-0	.000	0	4	4	0.7	2	5-0	3	5	0	19	3.2
2013 IND	3-0	33	4-13	.308	1-9	.111	0-0	.000	1	2	3	1.0	1	4-0	0	1	1	9	3.0
2015 IND	6-0	27	0-4	.000	0-4	.000	0-0	.000	0	1	1	.02	1	1-0	0	0	0	0	0.0
<b>4 YEARS</b>	<b>20-0</b>	<b>164</b>	<b>15-34</b>	<b>.441</b>	<b>8-22</b>	<b>.363</b>	<b>0-0</b>	<b>.000</b>	<b>3</b>	<b>9</b>	<b>12</b>	<b>0.6</b>	<b>7</b>	<b>15-0</b>	<b>4</b>	<b>7</b>	<b>1</b>	<b>38</b>	<b>1.9</b>

## POHLEN'S CAREER HIGHS

### REGULAR SEASON

MIN: 40:00, at WAS, 9/21/12  
 FGM: 5, at CHI, 6/27/12  
 5, at PHO, 6/19/11  
 at NY, 6/11/11  
 FGA: 11, vs. TUL, 9/23/12  
 3-pt FGM: 5, at PHO, 6/19/11  
 3-pt FGA: 8, vs. SEA, 9/12/21  
 FTM: 4, at TUL, 8/5/11  
 FTA: 5, at TUL, 8/5/11  
 OR: 2, five times  
 (most recent: at CON, OT, 9/15/13)  
 DR: 7, at CON, OT, 9/15/13  
 TR: 9, at CON, 9/15/13  
 AST: 4, at CON, 7/17/11  
 ST: 4, at CON, 9/19/12  
 BKS: 2, at SEA, 6/17/11  
 PTS: 17, at NY, 6/3/12  
 at PHO, 6/19/11


### PLAYOFFS

MIN: 18:44, at CON, 10/11/12  
 FGM: 5, at CON, 10/11/12  
 FGA: 8, vs. ATL, 9/29/13  
 3-pt FGM: 4, at CON, 10/11/12  
 3-pt FGA: 4, vs. CHI, 9/22/13  
 at CON, 10/11/12  
 FTM: 0  
 FTA: 2, vs. ATL, 9/29/13  
 OR: 1, vs. ATL, 9/27/11  
 at ATL, 9/25/11  
 DR: 3, at MIN, 10/14/12  
 TR: 3, at MIN, 10/14/12  
 vs. ATL, 9/27/11  
 AST: 2, at CON, 10/11/12  
 ST: 1, five times  
 (most recent: vs. ATL, 9/29/13)  
 BKS: 0  
 PTS: 14, at CON, 10/11/12

# ERICA WHEELER



<b>POSITION:</b> Guard	<b>COLLEGE:</b> Rutgers '13
<b>WNBA YEARS:</b> 1	<b>DRAFTED:</b> Undrafted
<b>HEIGHT:</b> 5-7	<b>ACQUIRED:</b> Signed as a free agent, 2/8/16
<b>WEIGHT:</b> 143	
<b>BORN:</b> May 2, 1991 in Park-land, Fla.	
<b>HIGH SCHOOL:</b> Parkway Academy (Miramar, Fla.)	



# 17



**@EWeezy\_For3eezy**  
TWITTER



**@EWeezy\_3**  
INSTAGRAM

Entering her second WNBA season, Erica Wheeler signed a free agent deal with Indiana last February, hoping to deepen the Fever's ranks at point guard. With speed and the ability to get to the rim, Wheeler hopes to complement a backcourt rotation that includes Briann January, Marissa Coleman, Shenise Johnson, Maggie Lucas and Jeanette Pohlen.

**PRO – WNBA**

**2015:** Wheeler's rookie season in the WNBA included 17 regular season game with Atlanta and three with New York...waived by the Dream following a three-team trade including Chicago & Minnesota, she was signed one month later by the Liberty...she averaged 4.5 points and 1.5 assists with the Dream, and 4.7 points and 0.3 assists in three regular season games with New York...she posted a season-high 13 points against Indiana, 6/16.

**PLAYOFFS**

**2015:** She appeared in three playoff games for the Liberty, including Games 1 and 3 of the Eastern Conference Finals against Indiana...her lone basket in the playoffs came against Indiana, 9/23 in Game 1 of the East Finals.

**PRO – OVERSEAS**

**2014-15:** Wheeler played for Recife in Brazil, averaging 16.6 points, 4.7 rebounds and 4.4 assists.

**2013-14:** Wheeler began her pro career with Leonas de Ponce (Puerto Rico) where she averaged 14.1 points and was second in the league with 5.7 assists, in 26 games...she later signed and played with Mersin, in Turkey.

**COLLEGE**

Wheeler finished her Rutgers career with 1,027 career points, and ranked fifth all-time at RU in 3-point field goals made (157), third in 3-point field goals attempted (500) and 10th on the Scarlet Knight all-time 3-point field goal percentage list (.314)...as a senior, she was an honorable mention All-BIG EAST selection as she led the team in scoring at 10.5 points per game...she led the Scarlet Knights in 3-point shooting at a .354 clip and finished the season attempting 178 shots from downtown to tie for second on the RU single season list for 3-pointers attempted.

**PERSONAL**

The daughter of Eric Wheeler and Melissa Cooper, Wheeler grew up in her grandmother's five-bedroom house with a dozen other siblings and relatives until she was 11, in a rough-and-tumble section of Miami...her mother helped steer her from playing pick-up ball in local parks, toward organized school and basketball at Monsignor Pace, and eventually Parkway Academy (late in freshman year)...Wheeler helped Parkway to a pair of state championships as a junior and senior in 2008 and 2009...considering South Carolina, LSU and Florida among college choices besides Rutgers, Wheeler was rated the No. 5 point guard in the ESPNU HoopGurlz 100...she was a labor studies major at Rutgers...her mother passed away during her senior year of college and Wheeler credits RU coach C. Vivian Stringer for helping her become "a young woman that will be ready for life." ... Wheeler pays tribute to her mother with tattoos on her right shoulder blade and right leg.

**CAREER TRANSACTIONS**

(1) Signed by Atlanta to a training camp contract, 5/25/15. (2) Waived by Atlanta, 7/27/15. (3) Signed to a remainder-of-season contract by New York, 9/8/15. (4) Signed a free agent contract with Indiana, 2/18/16.

**WHEELER'S STATISTICS**

**REGULAR SEASON**

YR/TEAM	G-GS	MIN	FGM-A	PCT	3FGM-A	PCT	FTM-A	PCT	OR	DR	TR	AVG	AST	PF-DQ	ST	TO	BKS	PTS	AVG
2015 ATL-NY	20-0	229	34-83	.446	6-20	.300	10-16	.625	4	16	20	1.0	27	28-0	12	25	0	90	4.5

**PLAYOFF STATISTICS**

YR/TEAM	G-GS	MIN	FGM-A	PCT	3FGM-A	PCT	FTM-A	PCT	OR	DR	TR	AVG	AST	PF-DQ	ST	TO	BKS	PTS	AVG
2015 NY	3-0	8	1-3	.333	0-0	.000	0-0	.000	1	0	1	0.3	0	2-0	0	2	0	2	0.7

**WHEELER'S CAREER HIGHS**

**REGULAR SEASON**

MIN:	24, vs. WAS, 6/26/15
FGM:	5, at SEA, 7/18/15 vs. IND, 6/16/15
FGA:	12, vs. IND, 6/16/15
3-pt FGM:	1, six times (most recent: at SEA, 7/18/15)
3-pt FGA:	4, at CHI, 6/24/15
FTM:	4, vs. WAS, 9/11/15
FTA:	4, vs. WAS, 9/11/15
OR:	2, at NY, 6/5/15
DR:	3 vs. WAS, 6/26/15 at CHI, 6/24/15
TR:	4, at CHI, 6/24/15
AST:	5, at CHI, 6/24/15
ST:	3, vs. WAS, 9/11/15
BKS:	0
PTS:	13, vs. IND, 6/16/15

**PLAYOFFS**

MIN:	4, at WAS, 9/18/15
FGM:	1, vs. IND, 9/23/15
FGA:	1, vs. IND, 9/29/15 vs. IND, 9/23/15 at WAS, 9/18/15
3-pt FGM:	0
3-pt FGA:	0
FTM:	0
FTA:	0
OR:	1, vs. IND, 9/29/15
DR:	0
TR:	1, vs. IND, 9/29/15
AST:	0
ST:	0
BKS:	0
PTS:	2, vs. IND, 9/23/15

The Fever is covered regularly by The Indianapolis Star, four network TV stations and three sports talk radio stations.



# YEAR IN REVIEW



WATCH ME  
WORK



20TH

2015 EASTERN CONFERENCE CHAMPIONS

JANUARY

JOHNSON CATCHINGS

LARKINS

COLEMAN



TAMIKA CATCHINGS' FINAL SEASON  
#24FOREVER



SINCE 2005: WNBA-RECORD 11 STRAIGHT PLAYOFF BERTHS, 8-TIME EAST FINALIST, 3-TIME WNBA FINALIST, 2012 WNBA CHAMPION

# 2015 RECORD BREAKDOWN



**2015 Indiana Fever**

**Seated (l to r):** Layshia Clarendon, Video Coordinator Lindsay Davis, Equipment Manager Drew Stanich, Player Development Coach Carlos Knox, Head Coach Stephanie White, Assistant Coach Gary Kloppenburg, Assistant Coach Gail Goesten Kors, Trainer Todd Champlin, Strength Coach/Performance Specialist Josh Jones, Briann January. **Standing (l to r):** Maggie Lucas, Marissa Coleman, Tamika Catchings, Natasha Howard, Natalie Achonwa, Lynetta Kizer, Erlana Larkins, Shavonte Zellous, Shenise Johnson, Jeanette Pohlen.

	RECORD	HOME	ROAD	OT
All Games	20-14	11- 6	9- 8	1- 1
vs. Eastern	13- 9	7- 4	6- 5	1- 1
vs. Western	7- 5	4- 2	3- 3	

BY MONTH	WON	LOST
June	4	6
July	6	2
August	7	4
September	3	2

	70+	<70
Offense	20-10	0-4
Defense	11-13	9-1

	.500+	< .500
vs. Opponent	12-9	8-4

At Start Of	OVERALL	HOME	ROAD
2nd Quarter			
- Ahead	13- 4	8- 3	5- 1
- Behind	5-10	1- 3	4- 7
- Tied	2- 0	2- 0	0- 0
3rd Quarter			
- Ahead	15- 4	8- 3	7- 1
- Behind	4-10	2- 3	2- 7
- Tied	1- 0	1- 0	0- 0
4th Quarter			
- Ahead	17- 3	8- 2	9- 1
- Behind	3-10	3- 4	0- 6
- Tied	0- 1	0- 0	0- 1

By FG%	OVERALL	HOME	ROAD
< 44%	9-12	3- 4	6- 8
45-49%	6- 2	5- 2	1- 0
50-54%	4- 0	3- 0	1- 0
55-59%	1- 0	0- 0	1- 0
> 60%	0- 0	0- 0	0- 0

**OVERALL STREAKS**

Longest Win: 6  
 Longest Loss: 3  
 Last Win: 9/13 vs. NY, 81-76  
 Last Loss: 9/08 at WAS, 72-76

**HOME STREAKS**

Longest Win: 8  
 Longest Loss: 3  
 Last Win: 9/13 vs. NY, 81-76  
 Last Loss: 8/28 vs. ATL, 84-90

**ROAD STREAKS**

Longest Win: 4  
 Longest Loss: 3  
 Last Win: 9/11 at ATL, 75-67  
 Last Loss: 9/88 at WAS, 72-76

**HOME ATTENDANCE**

17 Games  
 127,244 Total  
 7,485 Average  
 12,189 High

MARGINS	1	2	3	4	5	6	7	8	9	10	11	12	13	14	15	16	17	18	19	20	21	22	23	24	25	26	27	28	29	30	31	32	33	34	35	36
Won By:	1	1	2		1		1	2			3	3	1				1					2							1	1						
Lost By:		1		1		3	1		1			1			1			2				1	1		1											



## 2015 DAY-BY-DAY RESULTS

Date	Opponent	Result	Home	Road	Total	High Scoring	High Rebounds	High Assists	Opponent Scoring	Atten.
<b>JUNE</b>										
5	at Chicago	L 72-95	0-0	0-1	0-1	Coleman-18	Howard-8	January-3	Delle Donne-31	8,123
6	MINNESOTA	L 69-78	0-1	0-1	0-2	Coleman-16	Tied with-5	Tied with-3	Whalen-17	9,034
9	at New York	L 79-86	0-1	0-2	0-3	Clarendon-14	Catchings-7	January-5	Charles-21	5,663
12	PHOENIX	W 77-74	1-1	0-2	1-3	Catchings-27	Catchings-13	Johnson-2	Mitchell-25	6,987
								Catchings-2		
14	CHICAGO	L 72-98	1-2	0-2	1-4	Coleman-16	Johnson-7	Johnson-4	Delle Donne-24	6,433
16	at Atlanta	W 90-79	1-2	1-2	2-4	Coleman-18	Catchings-10	Clarendon-7	Lyttle-19	9,814
19	at New York	W 80-63	1-2	2-2	3-4	Lucas-23	Catchings-8	Coleman-7	Wright-12	7,815
20	WASHINGTON	L 75-87	1-3	2-2	3-5	Kizer-14	Kizer-6	January-7	Latta-24	7,627
						January-14				
26	CHICAGO	L 77-83	1-4	2-2	3-6	Coleman-16	Coleman-8	January-4	Pondexter-23	6,889
30	at Connecticut	W 92-84	1-4	3-2	4-6	Catchings-26	Catchings-10	January-7	Bone-21	5,083
<b>JULY</b>										
2	WASHINGTON	W 73-50	2-4	3-2	5-6	Johnson-16	Johnson-11	Catchings-5	Ruffin-Pratt-12	7,573
									Dolson-12	
8	SEATTLE	W 88-65	3-4	3-2	6-6	Kizer-17	Kizer-6	Clarendon-5	Loyd-15	12,189
							Coleman-6			
10	SAN ANTONIO	W 83-76	4-4	3-2	7-6	Coleman-25	Larkins-6	January-4	Young-Malcolm-27	6,457
							Coleman-6			
15	TULSA	W 83-80	5-4	3-2	8-6	Zellous-16	Howard-11	Clarendon-4	Williams-31	6,435
							Catchings-11			
17	at Washington	L 50-68	5-4	3-3	8-7	Coleman-11	Kizer-8	Clarendon-4	Sanders-14	7,111
									Meesseman-14	
21	at San Antonio	L 62-80	5-4	3-4	8-8	Catchings-20	Tied with-3	Zellous-4	Robinson-18	6,846
28	at Connecticut	W 75-73 OT	5-4	4-4	9-8	Zellous-19	Larkins-8	Tied with-2	Bone-14	4,868
							Catchings-8			
29	NEW YORK	W 84-72	6-4	4-4	10-8	Johnson-19	Johnson-8	January-8	Charles-18	6,807
<b>AUGUST</b>										
2	CONNECTICUT	W 83-70	7-4	4-4	11-8	Johnson-16	Larkins-13	January-5	Bone-20	6,601
4	at Chicago	L 82-106	7-4	4-5	11-9	Lucas-14	Catchings-8	Johnson-4	Delle Donne-19	4,979
7	ATLANTA	W 106-77	8-4	4-5	12-9	Coleman-19	Johnson-7	Coleman-4	McCoughtry-23	7,869
11	at Washington	W 73-62	8-4	5-5	13-9	Catchings-20	Johnson-9	January-6	Ruffin-Pratt-17	7,236
16	at Phoenix	W 75-63	8-4	6-5	14-9	Kizer-19	Catchings-9	Johnson-5	Griner-12	11,336
									Dupree-12	
18	at Los Angeles	W 79-68	8-4	7-5	15-9	Catchings-20	Kizer-11	January-3	Parker-25	7,046
21	at Seattle	W 75-63	8-4	8-5	16-9	Johnson-16	Kizer-5	Coleman-4	Loyd-15	5,726
							Johnson-5			
23	NEW YORK	W 80-79	9-4	8-5	17-9	Catchings-14	Catchings-7	January-5	Charles-18	7,240
26	LOS ANGELES	L 79-81	9-5	8-5	17-10	Johnson-16	Catchings-10	Zellous-5	Dabovic-18	6,822
28	ATLANTA	L 84-90	9-6	8-5	17-11	Catchings-24	Catchings-7	Catchings-3	Hayes-28	7,303
30	at Tulsa	L 70-76	9-6	8-6	17-12	Catchings-22	Catchings-13	Johnson-6	Sims-30	4,512
<b>SEPTEMBER</b>										
1	CONNECTICUT	W 81-51	10-6	8-6	18-12	Catchings-13	Larkins-8	Catchings-3	Bone-17	5,768
4	at Minnesota	L 65-81	10-6	8-7	18-13	Coleman-16	Catchings-9	Johnson-3	Fowles-18	9,034
								Clarendon-3		
8	at Washington	L 72-76 (OT)	10-6	8-8	18-14	Clarendon-15	Catchings-7	Tied with-3	Latta-25	5,262
11	at Atlanta	W 75-67	10-6	9-8	19-14	Zellous-14	Achonwa-9	Zellous-5	Lyttle-19	5,823
13	NEW YORK	W 81-76	11-6	9-8	20-14	Zellous-22	Larkins-8	Zellous-3	Rodgers-15	9,210
								Larkins-3		
<b>Eastern Conference Semifinals</b>										
17	at Chicago	L 72-77	0-0	0-1	0-1	Catchings-21	Larkins-10	January-7	Quigley-22	4,098
19	CHICAGO	W 89-82	1-0	0-1	1-1	Catchings-22	Larkins-12	Zellous-8	Vandersloot-19	7,124
21	at Chicago	W 100-89	1-0	1-1	2-1	Catchings-27	Catchings-9	January-8	Delle Donne-40	2,882
<b>Eastern Conference Finals</b>										
23	at New York	L 67-84	1-0	1-2	2-2	Johnson-12	Zellous-5	Tied with-2	Stokes-21	7,229
27	NEW YORK	W 70-64	2-0	1-2	3-2	Catchings-25	Catchings-7	January-4	Charles-25	7,505
29	at New York	W 66-51	2-0	2-2	4-2	Coleman-15	Larkins-8	January-8	Wiggins-15	10,120
<b>OCTOBER</b>										
<b>WNBA Finals</b>										
4	at Minnesota	W 75-69	2-0	3-2	5-2	January-19	Larkins-8	January-6	Moore-27	11,023
6	at Minnesota	L 71-77	2-0	3-3	5-3	January-17	Larkins-9	January-5	Fowles-21	12,134
							Catchings-9	Catchings-5		
9	MINNESOTA	L 77-80	2-1	3-3	5-4	Johnson-17	Catchings-10	January-8	Moore-24	16,332
11	MINNESOTA	W 75-69	3-1	3-3	6-4	Johnson-15	Larkins-6	January-5	Moore-20	10,582
14	at Minnesota	L 52-69	3-1	3-4	6-5	Catchings-18	Catchings-11	Zellous-3	Fowles-20	18,933
								January-3		



# 2015 FINAL STATISTICS

## REGULAR SEASON (20-14)

PLAYER	G	GS	MIN	FIELD GOALS			3-POINT FG			FREE THROWS			REBOUNDS			AST	PF	DQ	STL	TO	BLK	PTS	AVG
				FG	FGA	PCT	FG	FGA	PCT	FT	FTA	PCT	OFF	DEF	TOT								
Catchings	30	30	799	125	327	.382	18	61	.295	125	144	.868	51	162	213	67	76	0	55	50	24	393	13.1
Johnson	31	27	811	121	259	.467	31	75	.413	66	82	.805	39	114	153	74	67	2	35	56	5	339	10.9
Coleman	34	34	842	127	331	.384	42	125	.336	59	79	.747	33	87	120	54	65	0	42	63	10	355	10.4
Zellous	23	1	511	61	161	.379	7	29	.241	64	83	.771	13	42	55	43	68	2	22	27	8	193	8.4
Kizer	33	14	591	112	228	.491	0	2	.000	51	58	.879	43	73	116	13	91	1	19	46	8	275	8.3
January	29	29	784	81	190	.426	25	58	.431	49	58	.845	14	38	52	98	65	0	30	63	6	236	8.1
Achonwa	28	17	484	88	160	.550	0	0	---	47	63	.746	40	57	97	17	58	0	14	37	14	223	8.0
Clarendon	29	12	602	77	173	.445	13	32	.406	26	34	.765	28	50	78	57	57	0	20	47	0	193	6.7
Lucas	30	0	451	54	145	.372	31	83	.373	31	37	.838	1	24	25	26	42	0	11	19	3	170	5.7
Howard	30	2	343	47	124	.379	0	2	.000	31	43	.721	28	51	79	13	61	0	13	28	13	125	4.2
Larkins	21	3	352	24	59	.407	0	0	---	26	38	.684	34	54	88	28	34	0	20	15	4	74	3.5
Pohlen	26	1	259	21	52	.404	15	38	.395	6	8	.750	5	17	22	16	23	0	13	11	1	63	2.4
Butler	3	0	23	1	5	.200	0	1	.000	0	0	---	0	2	2	0	1	0	1	1	1	2	0.7
<b>FEVER</b>	<b>34</b>		<b>6850</b>	<b>939</b>	<b>2214</b>	<b>.424</b>	<b>182</b>	<b>506</b>	<b>.360</b>	<b>581</b>	<b>727</b>	<b>.799</b>	<b>329</b>	<b>771</b>	<b>1100</b>	<b>506</b>	<b>708</b>	<b>5</b>	<b>295</b>	<b>490</b>	<b>97</b>	<b>2641</b>	<b>77.7</b>
<b>OPPONENTS</b>	<b>34</b>		<b>6850</b>	<b>945</b>	<b>2149</b>	<b>.440</b>	<b>153</b>	<b>509</b>	<b>.301</b>	<b>534</b>	<b>683</b>	<b>.782</b>	<b>287</b>	<b>829</b>	<b>1116</b>	<b>536</b>	<b>703</b>	<b>5</b>	<b>264</b>	<b>552</b>	<b>167</b>	<b>2577</b>	<b>75.8</b>

PLAYER	SINGLE-GAME HIGHS					AVERAGE PER GAME								CAREER HIGHS (C=SET, T=TIED THIS SEASON)							
	MIN	REB	AST	ST	TO	BL	PTS	MIN	REB	AST	STL	TO	BLK	PTS	FG	FGA	FT	FTA	REB	AST	PTS
Catchings	38	13	5	5	5	3	27	26.6	7.1	2.2	1.83	1.7	0.80	13.1	13	24	17	19	16	11	32
Johnson	34	11	6	4	5	1	19	26.2	4.9	2.4	1.13	1.8	0.16	10.9	10	18	8C	10C	11C	8	20
Coleman	33	8	7	4	5	1	25	24.8	3.5	1.6	1.24	1.9	0.29	10.4	9C	16C	8	12C	12	7C	25C
Zellous	31	6	5	4	4	2	22	22.2	2.4	1.9	0.96	1.2	0.35	8.4	12	20	17	19	7	6	33
Kizer	32	11	2	2	3	2	19	17.9	3.5	0.4	0.58	1.4	0.24	8.3	9	16C	7C	7C	11C	2T	19T
January	35	5	8	4	5	2	16	27.0	1.8	3.4	1.03	2.2	0.21	8.1	8	18	14	15	7	10	23
Achonwa	32	9	2	2	4	2	14	17.3	3.5	0.6	0.50	1.3	0.50	8.0	7C	11C	5C	7C	9C	2C	14C
Clarendon	33	7	7	3	4	0	17	20.8	2.7	2.0	0.69	1.6	0.00	6.7	8C	16C	5T	7C	7C	7C	17C
Lucas	27	3	3	2	4	1	23	15.0	0.8	0.9	0.37	0.6	0.10	5.7	7C	12C	4C	5C	3T	4	23C
Howard	27	11	2	3	5	2	13	11.4	2.6	0.4	0.43	0.9	0.43	4.2	10	16	7	8	11C	3	21
Larkins	29	13	3	4	2	2	10	16.8	4.2	1.3	0.95	0.7	0.19	3.5	8	11T	8	10	22	6	17
Pohlen	23	4	3	2	3	1	6	9.9	0.8	0.6	0.50	0.4	0.04	2.4	5	11	4	5	9	4	17
Butler	13	2	0	1	1	1	2	7.5	0.7	0.0	0.33	0.3	0.33	0.7	5	11	5	5	8	5	13
<b>FEVER</b>	<b>225</b>	<b>42</b>	<b>23</b>	<b>14</b>	<b>20</b>	<b>6</b>	<b>106</b>	<b>201.5</b>	<b>32.4</b>	<b>14.9</b>	<b>8.68</b>	<b>14.4</b>	<b>2.85</b>	<b>77.7</b>	<b>43</b>	<b>86</b>	<b>40C</b>	<b>44C</b>	<b>50</b>	<b>27</b>	<b>110</b>
<b>OPPONENTS</b>	<b>225</b>	<b>46</b>	<b>28</b>	<b>14</b>	<b>26</b>	<b>13</b>	<b>106</b>	<b>201.5</b>	<b>32.8</b>	<b>15.8</b>	<b>7.76</b>	<b>16.2</b>	<b>4.91</b>	<b>75.8</b>	<b>43C</b>	<b>86</b>	<b>40</b>	<b>54</b>	<b>50</b>	<b>29</b>	<b>111</b>

## PLAYOFFS (6-5)

PLAYER	G	GS	MIN	FIELD GOALS			3-POINT FG			FREE THROWS			REBOUNDS			AST	PF	DQ	STL	TO	BLK	PTS	AVG
				FG	FGA	PCT	FG	FGA	PCT	FT	FTA	PCT	OFF	DEF	TOT								
Catchings	11	11	359	58	134	.433	15	32	.469	48	56	.857	17	59	76	29	28	0	22	29	11	179	16.3
Johnson	11	11	335	57	114	.500	8	28	.286	14	15	.933	14	36	50	16	16	0	8	13	5	136	12.4
Coleman	11	11	319	48	119	.403	21	51	.412	14	20	.700	6	21	27	10	23	0	12	10	4	131	11.9
January	11	11	354	44	108	.407	8	28	.286	28	30	.933	4	21	25	55	27	1	15	30	3	124	11.3
Zellous	11	0	237	32	73	.438	4	13	.308	16	20	.800	6	20	26	21	29	0	8	14	6	84	7.6
Larkins	11	10	311	33	58	.569	0	0	---	13	16	.813	34	45	79	15	30	0	11	20	6	79	7.2
Kizer	9	0	80	12	29	.414	0	0	---	3	4	.750	8	14	22	2	8	0	3	7	1	27	3.0
Howard	9	0	64	11	12	.917	0	0	---	3	3	1.000	3	2	5	3	10	0	3	5	1	25	2.8
Achonwa	6	1	42	4	15	.267	0	0	---	3	6	.500	2	7	9	2	10	0	0	7	1	11	1.8
Clarendon	9	0	55	5	10	.500	0	1	.000	2	2	1.000	2	4	6	5	3	0	1	4	0	12	1.3
Lucas	5	0	19	2	3	.667	1	1	1.000	1	1	1.000	0	0	0	0	1	0	0	2	0	6	1.2
Pohlen	6	0	27	0	4	.000	0	4	.000	0	0	---	0	1	1	1	1	0	0	0	0	0	0.0
<b>TEAM</b>	<b>11</b>		<b>2200</b>	<b>306</b>	<b>679</b>	<b>.451</b>	<b>57</b>	<b>158</b>	<b>.361</b>	<b>145</b>	<b>173</b>	<b>.838</b>	<b>96</b>	<b>230</b>	<b>326</b>	<b>159</b>	<b>186</b>	<b>1</b>	<b>83</b>	<b>154</b>	<b>38</b>	<b>814</b>	<b>74.0</b>
<b>OPPONENTS</b>	<b>11</b>		<b>2200</b>	<b>325</b>	<b>726</b>	<b>.448</b>	<b>46</b>	<b>133</b>	<b>.346</b>	<b>115</b>	<b>145</b>	<b>.793</b>	<b>123</b>	<b>231</b>	<b>354</b>	<b>194</b>	<b>197</b>	<b>3</b>	<b>72</b>	<b>149</b>	<b>54</b>	<b>811</b>	<b>73.7</b>

PLAYER	SINGLE-GAME HIGHS					AVERAGE PER GAME								CAREER HIGHS (C=SET, T=TIED THIS SEASON)							
	MIN	REB	AST	ST	TO	BL	PTS	MIN	REB	AST	STL	TO	BLK	PTS	FG	FGA	FT	FTA	REB	AST	PTS
Catchings	36	11	6	5	6	2	27	32.7	6.9	2.6	2.00	2.6	1.00	16.3	11T	22	16	17	20	11	30
Johnson	34	6	4	2	3	1	22	30.4	4.5	1.5	0.73	1.2	0.45	12.4	10C	15C	5C	6C	6C	4C	22C
Coleman	35	5	2	3	3	3	17	29.0	2.5	0.9	1.09	0.9	0.36	11.9	7C	15	6	7T	8	3	18
January	37	4	8	6	5	1	19	32.2	2.3	5.0	1.36	2.7	0.27	11.3	10	17	11C	12C	5	8C	24
Zellous	27	5	8	2	4	2	16	21.5	2.4	1.9	0.73	1.3	0.55	7.6	10	21	10	11	9	8C	30
Larkins	33	12	4	3	5	2	18	28.3	7.2	1.4	1.00	1.8	0.55	7.2	8	13	6	7	20	4C	18C
Kizer	13	5	1	1	3	1	12	8.9	2.4	0.2	0.33	0.8	0.11	3.0	6C	11C	2T	2T	5C	2	12C
Howard	14	2	2	2	2	1	7	7.1	0.6	0.3	0.33	0.6	0.11	2.8	3C	3T	2T	2T	2T	2C	7C
Achonwa	16	4	1	0	3	1	4	7.0	1.5	0.3	0.00	1.2	0.17	1.8	1C	6C	2C	2C	4C	1C	4C
Clarendon	12	2	2	1	2	0	4	6.1	0.7	0.6											

## 2015 FINAL STATISTICS

## EASTERN CONFERENCE SEMIFINALS vs. CHICAGO (2-1)

PLAYER	G	GS	MIN	FIELD GOALS			3-POINT FG			FREE THROWS			REBOUNDS				PF	DQ	STL	TO	BLK	PTS	AVG
				FG	FGA	PCT	FG	FGA	PCT	FT	FTA	PCT	OFF	DEF	TOT	AST							
Catchings	3	3	103	20	40	.500	7	16	.438	23	27	.852	4	19	23	12	8	0	7	4	3	70	23.3
Johnson	3	3	92	20	40	.500	3	11	.273	1	1	1.000	6	6	12	4	7	0	1	3	1	44	14.7
Coleman	3	3	85	16	39	.410	7	18	.389	2	3	.667	1	6	7	2	9	0	5	4	0	41	13.7
Larkins	3	2	87	12	16	.750	0	0	.000	6	7	.857	13	16	29	5	6	0	3	6	4	30	10.0
Zellous	3	0	71	12	21	.571	0	1	.000	4	5	.800	2	8	10	11	6	0	3	3	2	28	9.3
January	3	3	93	10	26	.385	0	8	.000	6	7	.857	1	6	7	15	6	0	3	6	0	26	8.7
Kizer	2	0	14	7	13	.538	0	0	.000	0	0	.000	5	0	5	0	0	0	0	0	0	14	7.0
Achonwa	3	1	23	2	9	.222	0	0	.000	2	5	.400	2	4	6	0	5	0	0	3	1	6	2.0
Clarendon	3	0	13	0	2	.000	0	0	.000	2	2	1.000	0	1	1	3	1	0	0	1	0	2	0.7
Howard	1	0	2	0	0	---	0	0	.000	0	0	.000	0	0	0	0	0	0	0	0	0	0	0.0
Pohlen	2	0	18	0	3	.000	0	3	.000	0	0	.000	0	0	0	1	1	0	0	0	0	0	0.0
<b>FEVER</b>	<b>3</b>		<b>600</b>	<b>99</b>	<b>209</b>	<b>.474</b>	<b>17</b>	<b>57</b>	<b>.298</b>	<b>46</b>	<b>57</b>	<b>.807</b>	<b>34</b>	<b>66</b>	<b>100</b>	<b>53</b>	<b>49</b>	<b>0</b>	<b>22</b>	<b>30</b>	<b>11</b>	<b>261</b>	<b>87.0</b>
<b>SKY</b>	<b>3</b>		<b>600</b>	<b>101</b>	<b>213</b>	<b>.474</b>	<b>16</b>	<b>41</b>	<b>.390</b>	<b>30</b>	<b>35</b>	<b>.857</b>	<b>30</b>	<b>71</b>	<b>101</b>	<b>60</b>	<b>58</b>	<b>2</b>	<b>14</b>	<b>35</b>	<b>17</b>	<b>248</b>	<b>82.7</b>

## EASTERN CONFERENCE FINALS vs. NEW YORK (2-1)

PLAYER	G	GS	MIN	FIELD GOALS			3-POINT FG			FREE THROWS			REBOUNDS				PF	DQ	STL	TO	BLK	PTS	AVG
				FG	FGA	PCT	FG	FGA	PCT	FT	FTA	PCT	OFF	DEF	TOT	AST							
Catchings	3	3	98	20	41	.488	2	7	.286	6	8	.750	3	10	13	5	10	0	4	6	2	48	16.0
Coleman	3	3	86	11	27	.407	7	13	.538	4	8	.500	4	7	11	3	1	0	2	4	3	33	11.0
Johnson	3	3	90	12	22	.545	1	5	.200	5	5	1.000	3	13	16	4	3	0	4	3	0	30	10.0
Larkins	3	3	88	11	21	.524	0	0	.000	6	7	.857	3	11	14	7	8	0	3	6	1	28	9.3
Zellous	3	0	64	9	20	.450	2	4	.500	3	3	1.000	1	8	9	4	4	0	2	3	1	23	7.7
January	3	3	86	8	19	.421	2	4	.500	3	3	1.000	0	7	7	13	6	0	7	5	1	21	7.0
Achonwa	1	0	9	1	4	.250	0	0	.000	1	1	1.000	0	1	1	1	3	0	0	3	0	3	3.0
Kizer	2	0	26	2	6	.333	0	0	.000	1	2	.500	0	6	6	1	3	0	2	3	0	5	2.5
Howard	3	0	18	3	4	.750	0	0	.000	1	1	.000	1	1	2	1	5	0	3	2	1	6	2.0
Clarendon	3	0	19	2	3	.667	0	0	.000	0	0	.000	1	1	2	2	2	0	1	1	0	4	1.3
Lucas	3	0	11	1	2	.500	0	0	.000	0	0	.000	0	0	0	0	0	0	2	0	2	0.7	
Pohlen	2	0	7	0	1	.000	0	1	.000	0	0	.000	0	1	1	0	0	0	0	0	0	0	0.0
<b>FEVER</b>	<b>3</b>		<b>600</b>	<b>80</b>	<b>170</b>	<b>.471</b>	<b>14</b>	<b>34</b>	<b>.412</b>	<b>29</b>	<b>37</b>	<b>.784</b>	<b>16</b>	<b>66</b>	<b>82</b>	<b>41</b>	<b>45</b>	<b>0</b>	<b>28</b>	<b>47</b>	<b>9</b>	<b>203</b>	<b>67.7</b>
<b>LIBERTY</b>	<b>3</b>		<b>600</b>	<b>80</b>	<b>188</b>	<b>.426</b>	<b>16</b>	<b>42</b>	<b>.381</b>	<b>23</b>	<b>30</b>	<b>.767</b>	<b>32</b>	<b>62</b>	<b>94</b>	<b>53</b>	<b>53</b>	<b>1</b>	<b>19</b>	<b>47</b>	<b>12</b>	<b>199</b>	<b>66.3</b>

## WNBA FINALS vs. MINNESOTA (2-3)

PLAYER	G	GS	MIN	FIELD GOALS			3-POINT FG			FREE THROWS			REBOUNDS				PF	DQ	STL	TO	BLK	PTS	AVG
				FG	FGA	PCT	FG	FGA	PCT	FT	FTA	PCT	OFF	DEF	TOT	AST							
January	5	5	175	26	63	.413	6	16	.375	19	20	.950	3	8	11	27	15	1	5	19	2	77	15.4
Johnson	5	5	153	25	52	.481	4	12	.333	8	9	.889	5	17	22	8	6	0	3	7	4	62	12.4
Catchings	5	5	158	18	53	.340	6	9	.667	19	21	.905	10	30	40	12	10	0	11	19	6	61	12.2
Coleman	5	5	147	21	53	.396	7	20	.350	8	9	.889	1	8	9	5	13	0	5	2	1	57	11.4
Zellous	5	0	102	11	32	.344	2	8	.250	9	12	.750	3	4	7	6	19	0	3	8	3	33	6.6
Larkins	5	5	136	10	21	.476	0	0	.000	1	2	.500	18	18	36	3	16	0	5	8	1	21	4.2
Howard	5	0	44	8	8	1.000	0	0	.000	3	3	1.000	2	1	3	2	5	0	0	3	0	19	3.8
Clarendon	3	0	22	3	5	.600	0	1	.000	0	0	.000	1	2	3	0	0	0	2	0	6	2.0	
Lucas	2	0	8	1	1	1.000	1	1	1.000	1	1	1.000	0	0	0	0	1	0	0	0	0	4	2.0
Kizer	5	0	40	3	10	.300	0	0	.000	2	2	1.000	3	8	11	1	5	0	1	4	1	8	1.6
Achonwa	2	0	10	1	2	.500	0	0	.000	0	0	.000	0	2	2	1	2	0	0	1	0	2	1.0
Pohlen	2	0	2	0	0	.000	0	0	.000	0	0	.000	0	0	0	0	0	0	0	0	0	0	0.0
<b>FEVER</b>	<b>5</b>		<b>1000</b>	<b>127</b>	<b>300</b>	<b>.423</b>	<b>26</b>	<b>67</b>	<b>.388</b>	<b>70</b>	<b>79</b>	<b>.886</b>	<b>46</b>	<b>98</b>	<b>144</b>	<b>65</b>	<b>92</b>	<b>1</b>	<b>33</b>	<b>77</b>	<b>18</b>	<b>350</b>	<b>70.0</b>
<b>OPPONENTS</b>	<b>5</b>		<b>1000</b>	<b>144</b>	<b>325</b>	<b>.443</b>	<b>14</b>	<b>50</b>	<b>.280</b>	<b>62</b>	<b>80</b>	<b>.775</b>	<b>61</b>	<b>98</b>	<b>202</b>	<b>81</b>	<b>86</b>	<b>0</b>	<b>39</b>	<b>67</b>	<b>25</b>	<b>365</b>	<b>72.8</b>

## 2015 SEASON HIGHS

## SEASON HIGHS (Regular Season)

PLAYER	MINUTES	FIELD GOALS	FREE THROWS	-----REBOUNDS-----			ASSISTS	STEALS	TURNOVERS	BLOCKED SHOTS	POINTS
				OFFENSIVE	DEFENSIVE	TOTAL					
NATALIE ACHONWA	32C JUN. 6 vs Minn.	7C JUN. 6 vs Minn.	5C(3) SEP. 1 vs Conn.	4C JUN. 12 vs Phoe.	6C SEP. 11 at Atl.	9C SEP. 11 at Atl.	2C(4) SEP. 11 at Atl.	2C(4) SEP. 13 vs N.Y.	4C(2) JUN. 16 at Atl.	2C(3) SEP. 13 vs N.Y.	14C JUN. 6 vs Minn.
BRIANA BUTLER	13 JUN. 5 at Chi.	1 JUN. 5 at Chi.	0	0	2 JUN. 6 vs Minn.	2 JUN. 6 vs Minn.	0	1 JUN. 5 at Chi.	1 JUN. 6 vs Minn.	1 JUN. 6 vs Minn.	2 JUN. 5 at Chi.
TAMIKA CATCHINGS	38 SEP. 8 at Wash.	9(3) AUG. 11 at Wash.	11 AUG. 28 vs Atl.	5(3) AUG. 4 at Chi.	11 AUG. 30 at Tulsa	13(2) AUG. 30 at Tulsa	5 JUL. 2 vs Wash.	5(2) AUG. 26 vs L.A.	5 JUN. 30 at Conn.	3(3) SEP. 13 vs N.Y.	27 JUN. 12 vs Phoe.
LAYSHIA CLARENDON	33 SEP. 8 at Wash.	8C AUG. 28 vs Atl.	5T JUL. 15 vs Tulsa	4T JUL. 17 at Wash.	4(3) JUL. 15 vs Tulsa	7C JUL. 17 at Wash.	7C JUN. 16 at Atl.	3T SEP. 1 vs Conn.	4T(3) AUG. 28 vs Atl.	0	17C AUG. 28 vs Atl.
MARISSA COLEMAN	33 JUN. 19 at N.Y.	9C JUL. 10 vs S.A.	7 AUG. 7 vs Atl.	3(2) SEP. 8 at Wash.	6(2) AUG. 16 at Phoe.	8 JUN. 26 vs Chi.	7C JUN. 19 at N.Y.	4 AUG. 21 at Sea.	5T(2) JUL. 17 at Wash.	1(10) AUG. 30 at Tulsa	25C JUL. 10 vs S.A.
NATASHA HOWARD	27 JUN. 6 vs Minn.	5 SEP. 1 vs Conn.	5 AUG. 4 at Chi.	4 SEP. 4 at Minn.	8C JUL. 15 vs Tulsa	11C JUL. 15 vs Tulsa	2(2) JUL. 28 at Conn.	3T AUG. 11 at Wash.	5 JUL. 15 vs Tulsa	2(2) AUG. 11 at Wash.	13 AUG. 4 at Chi.
BRIANN JANUARY	35(2) AUG. 2 vs Conn.	5(4) SEP. 13 vs N.Y.	5(3) JUL. 29 vs N.Y.	2(4) AUG. 23 vs N.Y.	5 JUN. 19 at N.Y.	5(2) JUN. 19 at N.Y.	8 JUL. 29 vs N.Y.	4T JUN. 16 at Atl.	5 AUG. 26 vs L.A.	2 JUL. 15 vs Tulsa	16 AUG. 18 at L.A.
SHENISE JOHNSON	34 JUL. 28 at Conn.	8 JUL. 29 vs N.Y.	8C JUN. 30 at Conn.	3(5) AUG. 18 at L.A.	9C AUG. 11 at Wash.	11C JUL. 2 vs Wash.	6 AUG. 30 at Tulsa	4T(2) JUL. 2 vs Wash.	5C AUG. 28 vs Atl.	1T(5) SEP. 11 at Atl.	19(2) AUG. 28 vs Atl.
LYNETTA KIZER	32C SEP. 8 at Wash.	8 AUG. 16 at Phoe.	7C JUN. 9 at N.Y.	5T AUG. 18 at L.A.	7T JUL. 17 at Wash.	11C AUG. 18 at L.A.	2T(3) AUG. 21 at Sea.	2(4) SEP. 8 at Wash.	3(4) SEP. 11 at Atl.	2C(2) AUG. 7 vs Atl.	19T AUG. 16 at Phoe.
ERLANA LARKINS	29 AUG. 11 at Wash.	4 JUL. 21 at S.A.	6 AUG. 2 vs Conn.	6 AUG. 2 vs Conn.	8 SEP. 1 vs Conn.	13 AUG. 2 vs Conn.	3(3) SEP. 13 vs N.Y.	4 JUL. 28 at Conn.	2(3) SEP. 8 at Wash.	2 AUG. 7 vs Atl.	10 AUG. 2 vs Conn.
MAGGIE LUCAS	27 JUN. 14 vs Chi.	7C JUN. 19 at N.Y.	4C(4) SEP. 13 vs N.Y.	1T JUN. 19 at N.Y.	3T JUN. 16 at Atl.	3T JUN. 16 at Atl.	3(2) AUG. 4 at Chi.	2T(2) AUG. 28 vs Atl.	4C JUN. 14 vs Chi.	1T(3) SEP. 1 vs Conn.	23C JUN. 19 at N.Y.
JEANETTE POHLEN	23(2) AUG. 4 at Chi.	2(6) SEP. 11 at Atl.	2(2) AUG. 7 vs Atl.	1(5) SEP. 11 at Atl.	3(2) JUL. 15 vs Tulsa	4 JUN. 26 vs Chi.	3(2) JUL. 15 vs Tulsa	2(3) SEP. 11 at Atl.	3 JUN. 5 at Chi.	1 SEP. 11 at Atl.	6(4) SEP. 11 at Atl.
SHAVONTE ZELLOUS	31 SEP. 11 at Atl.	9 JUL. 28 at Conn.	8(2) SEP. 13 vs N.Y.	2(3) SEP. 4 at Minn.	5 AUG. 26 vs L.A.	6 AUG. 26 vs L.A.	5(2) SEP. 11 at Atl.	4T JUL. 21 at S.A.	4(2) SEP. 11 at Atl.	2 JUL. 17 at Wash.	22 SEP. 13 vs N.Y.
FEVER High Games	225(2) SEP. 8 at Wash.	36 JUL. 8 vs Sea.	40 AUG. 7 vs Atl.	19 AUG. 18 at L.A.	31(2) JUL. 15 vs Tulsa	42 JUL. 15 vs Tulsa	23 JUN. 16 at Atl.	14 AUG. 7 vs Atl.	20(2) SEP. 11 at Atl.	6 AUG. 30 at Tulsa	106 AUG. 7 vs Atl.
FEVER Low Games	200(32) SEP. 13 vs N.Y.	18 JUL. 17 at Wash.	6 SEP. 4 at Minn.	3 JUL. 10 vs S.A.	13 JUL. 21 at S.A.	18 JUL. 21 at S.A.	6 JUN. 12 vs Phoe.	2 AUG. 23 vs N.Y.	8 JUL. 2 vs Wash.	0(2) AUG. 18 at L.A.	50 JUL. 17 at Wash.
OPPONENTS High Games	225(2) SEP. 8 at Wash.	43 AUG. 4 at Chi.	31 AUG. 28 vs Atl.	15 JUN. 5 at Chi.	39 JUN. 14 vs Chi.	46 JUN. 14 vs Chi.	28 AUG. 4 at Chi.	14 JUN. 5 at Chi.	26 AUG. 7 vs Atl.	13 AUG. 4 at Chi.	106 AUG. 4 at Chi.
OPPONENTS Low Games	200(32) SEP. 13 vs N.Y.	17 JUL. 2 vs Wash.	5 SEP. 4 at Minn.	2 AUG. 30 at Tulsa	16 JUN. 30 at Conn.	20 AUG. 2 vs Conn.	8 JUL. 2 vs Wash.	2 JUL. 2 vs Wash.	9 JUL. 17 at Wash.	1 JUN. 19 at N.Y.	50 JUL. 2 vs Wash.

"C" indicates a new career-high, "T" a tied career-high.

Numbers in parentheses indicate the number of games in which a player or team has reached a given total (if more than one).



## 2015 TEAM & INDIVIDUAL SUPERLATIVES

### TEAM SUPERLATIVES

	INDIANA HIGH	INDIANA LOW	OPPONENT HIGH	OPPONENT LOW
Points, Game	106 vs. Atlanta, 8/7	50 at Washington, 7/17	106 at Chicago, 8/4	50 vs. Washington, 7/2 51 vs. Connecticut, 9/1
Points, 1st Half	55 vs. New York, 8/23	21 vs. Chicago, 6/14	57 at Chicago, 8/4	15 vs. Connecticut, 9/1
Points, 2nd Half	* 59 vs. Atlanta, 8/7	21 at Washington, 7/17	52 vs. Atlanta, 8/28	% 16 vs. Washington, 7/2
Points, 1st Quarter	32 at New York, 6/19	11 at Washington, 8/11	31 at Chicago, 8/4	7 vs. Connecticut, 9/1
Points, 2nd Quarter	33 at Atlanta, 6/16	9 vs. Chicago, 6/14	30 at San Antonio, 7/21	9 vs. Connecticut, 9/1
Points, 3rd Quarter	30 at Seattle, 8/21 30 vs. Atlanta, 8/7 30 vs. Chicago, 6/14	6 at Washington, 7/17	25 vs. Washington, 6/20	6 at Los Angeles, 8/18
Points, 4th Quarter	29 vs. Atlanta, 8/7	7 at Connecticut, 7/28	29 vs. Atlanta, 8/28 29 at Connecticut, 6/30	7 vs. Washington, 7/2
Scoring Margin, Game	+30 (81-51) vs. Connecticut, 9/1 +29 (106-77) vs. Atlanta, 8/7	-26 (98-72) vs. Chicago, 6/14		
Scoring Margin, Half	+26 (41-15, 1st) vs. Connecticut, 9/1 +25 (49-24, 2nd) at Los Angeles, 8/18	-32 (53-21, 1st) vs. Chicago, 6/14		
Scoring Margin, Quarter	+21 (30-9, 3rd) at Seattle, 8/21	-18 (27-9, 2nd) vs. Chicago, 6/14		
Field Goals Made	36 vs. Seattle, 7/8	21 at San Antonio, 7/21	43 at Chicago, 8/4	17 vs. Washington, 7/2
Field Goals Att.	81 at Connecticut, OT, 7/28	56 vs. New York, 8/23 56 at Connecticut, 6/30	78 at Chicago, 6/5	45 at San Antonio, 7/21 45 vs. Seattle, 7/8
Field Goal Pct.	.554 (31-56) at Connecticut, 6/30	.315 (23-73) vs. Chicago, 6/14	.632 (43-68) at Chicago, 8/4	.293 (17-58) vs. Washington, 7/2
3-Pt. Field Goals Made	10 at Los Angeles, 8/18 10 at New York, 6/19 10 at Chicago, 8/4	1 vs. Washington, 7/2	10 vs. Washington, 6/20	0 at Phoenix, 8/16
3-Pt. Field Goals Att.	25 vs. Chicago, 6/14	4 vs. Washington, 7/2	22 vs. Washington, 6/20	7 at Chicago, 6/5
3-Pt. Field Goal Pct.	.615 (8-13) at Connecticut, 6/30	.125 (2-16) at Connecticut, OT, 7/28	.500 (5-10) at San Antonio, 7/21 .500 (5-10) vs. Chicago, 6/14 .500 (5-10) at Chicago, 8/4	+.000 (0-13) at Phoenix, 8/16 .077 (1-13) at Los Angeles, 8/18
Free Throws Made	** 40 vs. Atlanta, 8/7	6 at Minnesota, 9/4	31 vs. Atlanta, 8/28	5 at Minnesota, 9/4
Free Throws Att.	** 44 vs. Atlanta, 8/7	8 at Minnesota, 9/4	36 vs. Atlanta, 8/28	6 at Minnesota, 9/4
Free Throw Pct.	1.000 (15-15) vs. Connecticut, 9/1 1.000 (10-10) at Phoenix, 8/16	.529 (9-17) vs. Minnesota, 6/6	.947 (18-19) vs. New York, 9/13	.600 (9-15) at Seattle, 8/21 .600 (6-10) at Washington, 8/11
Offensive Rebounds	19 at Los Angeles, 8/18	3 vs. San Antonio, 7/10	15 at Chicago, 6/5	2 at Tulsa, 8/30
Defensive Rebounds	31 vs. Tulsa, 7/15 31 vs. Chicago, 6/26	13 at San Antonio, 7/21	39 vs. Chicago, 6/14	16 at Connecticut, 6/30
Total Rebounds	42 vs. Tulsa, 7/15	18 at San Antonio, 7/21	46 vs. Chicago, 6/14	20 vs. Connecticut, 8/2
Rebound Margin	+17 (37-20) vs. Connecticut, 8/2	-19 (27-46) vs. Chicago, 6/14		
Assists	23 at Atlanta, 6/16	6 vs. Phoenix, 6/12	23 at New York, 6/9	8 vs. Washington, 7/2
Steals	14 vs. Atlanta, 8/7	2 vs. New York, 8/23	14 at Chicago, 6/5	2 vs. Washington, 7/2
Turnovers	20 at Atlanta, 9/11 20 at Chicago, 6/5	7 vs. Washington, 7/2	26 vs. Atlanta, 8/7	9 at Washington, 7/17
Blocked Shots	6 at Tulsa, 8/30	0 at Los Angeles, 8/18 0 vs. Washington, 6/20	13 at Chicago, 8/4	1 at New York, 6/19
Personal Fouls	31 vs. Atlanta, 8/28	12 vs. Connecticut, 9/1	31 vs. Tulsa, 7/15	12 at Phoenix, 8/16

### INDIVIDUAL SUPERLATIVES

	INDIANA HIGH	OPPONENT HIGH
Points, Game	27 Tamika Catchings vs. Phoenix, 6/12	31 Riquana Williams vs. Tulsa, 7/15 Elena Delle Donne at Chicago, 6/5
Points, Half	20 Marissa Coleman vs. San Antonio (2nd), 7/10	30 Odyssey Simsa at Tulsa, 8/30
Points, Quarter	14 Maggie Lucas at New York (1st), 6/19	21 Ivory Latta vs. Washington, 6/20 Riquana Williams vs. Tulsa (2nd), 7/15 Leilani Mitchell vs. Phoenix (2nd), 6/12
Field Goals Made	9 Tamika Catchings at Washington, 8/11 Shavonte Zellous at Connecticut, OT, 7/28 Marissa Coleman vs. San Antonio, 7/10 Tamika Catchings at Connecticut, 6/30 Tamika Catchings vs. Phoenix, 6/12	11 Elena Delle Donne at Chicago, 6/5
Field Goals Attempted	18 Tamika Catchings at Washington, 8/11	23 Riquana Williams vs. Tulsa, 7/15
Field Goal Pct. (5 att.)	1.000 Lynetta Kizer (5-5) vs. San Antonio, 7/10	.833 Tanisha Wright (5-6) at New York, 6/19
Field Goal Pct. (10 att.)	.900 Tamika Catchings (9-10) at Connecticut, 6/30	.727 Sancho Lyttle (8-11) at Atlanta, 6/16
3-Pt. Field Goals Made	5 Maggie Lucas at New York, 6/19	++ 7 Leilani Mitchell vs. Phoenix, 6/12
3-Pt. Field Goals Attempted	8 Maggie Lucas at New York, 6/19	10 Leilani Mitchell vs. Phoenix, 6/12
3-Pt. Field Goal Pct. (5 att.)	.800 Marissa Coleman (4-5) vs. Chicago, 6/26	.800 Danielle Adams (4-5) at San Antonio, 7/21
Free Throws Made	11 Tamika Catchings vs. Atlanta, 8/28	14 Tiffany Hayes vs. Atlanta, 8/28
Free Throws Attempted	12 Marissa Coleman vs. Chicago, 6/14	15 Tiffany Hayes vs. Atlanta, 8/28
Free Throw Pct. (5 att.)		
Free Throw Pct. (10 att.)	1.000 Tamika Catchings (11-11) vs. Atlanta, 8/28	1.000 Odyssey Sims (12-12) at Tulsa, 8/30 1.000 Lindsay Whalen (11-11) vs. Minnesota, 6/6
Offensive Rebounds	6 Erlana Larkins vs. Connecticut, 8/2	9 Jessica Breland at Chicago, 6/5
Defensive Rebounds	9 Shenise Johnson at Washington, 8/11 Tamika Catchings at Connecticut, 6/30	11 Elena Delle Donne vs. Chicago, 6/26
Total Rebounds	13 Tamika Catchings at Tulsa, 8/30 Erlana Larkins vs. Connecticut, 8/2 Tamika Catchings vs. Phoenix, 6/12	14 Sylvia Fowles at Minnesota, 9/4 Elena Delle Donne vs. Chicago, 6/26
Assists	8 Briann January vs. New York, 7/29	9 Candace Parker vs. Los Angeles, 8/26
Steals	5 Tamika Catchings vs. Los Angeles, 8/26 Tamika Catchings at Connecticut, OT, 7/28	++ 8 Candace Parker at Los Angeles, 8/18
Blocked Shots	3 Tamika Catchings vs. New York, 9/13 Tamika Catchings at Tulsa, 8/30 Tamika Catchings at Atlanta, 6/16	5 Elizabeth Williams at Connecticut, OT, 7/28 Courtney Paris vs. Tulsa, 7/15
Minutes	37:46 Tamika Catchings at Washington, OT, 9/8	38:50 Sancho Lyttle at Atlanta, 6/16

\* tied Indiana franchise record | \*\* NEW Indiana franchise record | + tied franchise record by opponent | ++ NEW franchise record by opponent | % Bankers Life Fieldhouse record by Fever opponent

# 2015 TOP PERFORMANCES & TENDENCIES

## TOP INDIVIDUAL PERFORMANCES (REGULAR SEASON)

### POINTS

Player	Points	Opponent
Tamika Catchings	27	vs. Phoenix, 6/12
Tamika Catchings	26	at Connecticut, 6/30
Marissa Coleman	25	vs. San Antonio, 7/10
Tamika Catchings	24	vs. Atlanta, 8/28
Maggie Lucas	23	at New York, 6/19
Shavonte Zellous	22	vs. New York, 9/13
Tamika Catchings	22	at Tulsa, 8/30
Tamika Catchings	20	at Los Angeles, 8/18
Tamika Catchings	20	at San Antonio, 7/21
Tamika Catchings	20	at Washington, 8/11
Shenise Johnson	18	vs. Atlanta, 8/28
Lynetta Kizer	19	at Phoenix, 8/16
Marissa Coleman	19	vs. Atlanta, 8/7
Shenise Johnson	19	vs. New York, 7/29
Shavonte Zellous	19	at Connecticut, OT, 7/28

### REBOUNDS

Player	Rebounds	Opponent
Tamika Catchings	13	at Tulsa, 8/30
Erlana Larkins	13	vs. Connecticut, 8/2
Tamika Catchings	13	vs. Phoenix, 6/12
Lynetta Kizer	11	at Los Angeles, 8/7
Tamika Catchings	11	vs. Tulsa, 7/15
Natasha Howard	11	vs. Tulsa, 7/15
Shenise Johnson	11	vs. Washington, 7/2
Tamika Catchings	10	vs. Los Angeles, 8/26
Tamika Catchings	10	at Connecticut, 6/30
Tamika Catchings	10	at Atlanta, 6/16
Tamika Catchings	9	at Minnesota, 9/4
Tamika Catchings	9	at Phoenix, 8/16
Shenise Johnson	9	at Washington, 8/11

### ASSISTS

Player	Assists	Opponent
Briann January	8	vs. New York, 7/29
Briann January	7	at Connecticut, 6/30
Marissa Coleman	7	at New York, 6/19
Layshia Clarendon	7	at Atlanta, 6/16
Briann January	6	at Washington, 8/11
Briann January	6	at Atlanta, 6/16

### STEALS

Player	Steals	Opponent
Tamika Catchings	5	vs. Los Angeles, 8/26
Tamika Catchings	5	at Connecticut, OT, 7/28
Marissa Coleman	4	at Seattle, 8/21
Erlana Larkins	4	at Connecticut, OT, 7/28
Shavonte Zellous	4	at San Antonio, 7/21
Shenise Johnson	4	vs. Washington, 7/2
Shenise Johnson	4	at Connecticut, 6/30
Briann January	4	at Atlanta, 6/16

### BLOCKED SHOTS

Player	Blocks	Opponent
Tamika Catchings	3	vs. New York, 9/13
Tamika Catchings	3	at Tulsa, 8/30
Tamika Catchings	3	at Atlanta, 6/16

### DOUBLE-DOUBLES

Player	Breakdown	Opponent
Tamika Catchings	22 points, 13 rebounds	at Tulsa, 8/30
Tamika Catchings	10 points, 10 rebounds	vs. Los Angeles, 8/26
Erlana Larkins	10 points, 13 rebounds	vs. Connecticut, 8/2
Tamika Catchings	11 points, 11 rebounds	vs. Tulsa, 7/15
Shenise Johnson	16 points, 11 rebounds	vs. Washington, 7/2
Tamika Catchings	26 points, 10 rebounds	at Connecticut, 6/30
Tamika Catchings	11 points, 10 rebounds	at Atlanta, 6/16
Tamika Catchings	27 points, 13 rebounds	vs. Phoenix, 6/12

### STARTING LINEUPS

Lineup	Record
F-Larkins, F-Coleman, C-Kizer, G-Clarendon, G-Johnson	1-0
F-Catchings, F-Coleman, C-Kizer, G-Clarendon, G-Johnson	1-4
F-Catchings, F-Coleman, C-Kizer, G-January, G-Johnson	4-2
F-Catchings, F-Coleman, C-Larkins, G-January, G-Johnson	2-0
F-Catchings, F-Coleman, C-Kizer, G-January, G-Clarendon	1-2
F-Catchings, F-Coleman, C-Achonwa, G-January, G-Johnson	10-3
F-Zellous, F-Coleman, C-Achonwa, G-January, G-Clarendon	0-1
F-Catchings, F-Coleman, C-Achonwa, G-January, G-Clarendon	1-1
F-Coleman, F-Howard, C-Achonwa, G-January, G-Clarendon	0-1
F-Johnson, F-Coleman, C-Howard, G-January, G-Pohlen	0-1

## INDIANA FEVER TENDENCIES (REGULAR SEASON)

Fever Record	Overall	East	West
Overall	20-14	13-9	7-5
Home	11-6	7-4	4-2
Road	9-8	6-5	3-3

Leading at the half	15-4	11-3	4-1
Trailing at the half	4-10	2-6	2-4
Tied at the half	1-0	0-0	1-0

Leading after three quarters	17-3	11-3	6-0
Trailing after three quarters	3-10	2-6	1-4
Tied after three quarters	0-1	0-0	0-1

Leading with 4:00 to play	17-2	10-2	6-0
Trailing with 4:00 to play	1-10	0-7	1-5
Tied with 4:00 to play	2-0	2-0	0-0

In single overtime	1-1	1-1	0-0
In double overtime	0-0	0-0	0-0

Shooting 50% or better	5-0	3-0	2-0
Shooting below 50%	15-14	10-9	5-5
Shooting 40% or better	18-6	12-3	6-3
Shooting below 40%	2-8	1-6	1-2

Opponent shooting 50% or better	1-5	1-3	0-2
Opponent shooting below 50%	18-10	11-7	7-3
Opponent shooting 40% or better	12-12	7-8	5-4
Opponent shooting below 40%	7-3	5-2	2-1

Shoot higher FG% than opponent	14-4	9-2	5-2
Shoot lower FG% than opponent	6-10	4-7	2-3
FG% is even	0-0	0-0	0-0

Shooting more FG attempts	10-9	6-4	4-4
Shooting fewer FG attempts	8-4	5-5	3-0
FG attempts are even	1-1	1-0	0-1

Shooting more FT attempts	14-5	12-4	2-1
Shooting fewer FT attempts	6-9	1-5	5-4
FT attempts are even	0-0	0-0	0-0

Outrebounding opponent	11-3	8-1	3-2
Outrebounded by opponent	7-10	3-7	4-3
Rebounding is even	2-1	2-1	0-0

More turnovers than opponent	6-7	4-5	2-2
Fewer turnovers than opponent	13-7	9-4	4-3
Turnovers are even	1-0	0-0	1-0

More fouls than opponent	7-10	3-7	4-3
Fewer fouls than opponent	12-2	9-2	3-0
Fouls are even	1-1	1-0	0-1

Zero Fever players foul out	16-10	10-8	6-2
1+ Fever players foul out	2-2	1-1	1-1

Score more points in the paint	6-8	4-3	2-5
Score fewer points in the paint	12-6	7-6	4-0
Points in the paint are even	2-0	2-0	0-0

Score more fast break points	14-6	9-4	5-2
Score fewer fast break points	6-8	5-5	1-3
Fast break points are even	0-1	0-0	0-1

Score more second-chance points	14-5	9-2	6-2
Score fewer second-chance points	4-7	3-5	1-2
Second-chance points are even	1-2	1-2	0-0

Score more points off turnovers	13-6	8-4	5-2
Score fewer points off turnovers	6-8	5-5	1-3
Points off turnovers are even	1-0	0-0	1-0

Scoring more bench points	17-8	10-3	7-5
Scoring fewer bench points	3-6	3-6	0-0
Bench scoring is even	0-0	0-0	0-0

Fever Record	Overall	East	West
Games decided by three or less	4-1	2-0	2-1
Games decided by five or less	5-2	3-1	2-1
Games decided by six to nine	3-5	2-3	1-2
Games decided by 10 or less	8-7	5-4	3-3
Games decided by 10 or more	12-7	8-5	4-2
Games decided by 10-19	8-4	5-2	3-2
Games decided by 20 or more	4-3	3-3	1-0

Vs. Team with winning record	11-7	9-5	2-2
Vs. Team with .500 record	1-4	0-3	1-1
Vs. Team with losing record	8-3	4-1	4-2

Player scores 30+ points	0-0	0-0	0-0
Player scores 20+ points	7-3	4-1	3-2

Fever scores < 60 points	0-1	0-1	0-0
Fever scores 60+ points	20-13	13-8	7-5
Fever scores 70+ points	20-10	13-8	7-2
Fever scores 80+ points	12-2	9-2	3-0
Fever scores 90+ points	3-0	3-0	0-0

Opp. Player scores 30+ points	1-2	0-1	1-1
Opp. Player scores 20+ points	7-7	3-7	4-0

Opponent scores < 60 points	2-0	2-0	0-0
Opponent scores 60+ points	18-14	11-10	7-4
Opponent scores 70+ points	11-13	8-7	3-5
Opponent scores 80+ points	2-10	1-7	1-3
Opponent scores 90+ points	0-4	0-4	0-0

In May	0-0	0-0	0-0
In June	4-6	3-5	1-1
In July	6-2	3-1	3-1
In August	7-4	4-2	3-2
In September	3-2	3-1	0-1
In day games	2-3	1-1	1-2
In night games (5pm or later)	18-11	12-8	6-3
In back-to-back games (2nd game)	1-2	1-1	0-1

### Fever Top Scorer (includes ties)

Tamika Catchings	9
Marissa Coleman	9
Shenise Johnson	5
Shavonte Zellous	4
Lynetta Kizer	3
Layshia Clarendon	2
Maggie Lucas	2
Briann January	1

### Fever Top Rebounder (includes ties)

Tamika Catchings	16
Shenise Johnson	7
Erlana Larkins	6
Lynetta Kizer	5
Natasha Howard	4
Marissa Coleman	3
Natalie Achonwa	2
Briann January	1
Shavonte Zellous	1

### Fever Top Assists (includes ties)

Briann January	13
Shenise Johnson	7
Tamika Catchings	6
Layshia Clarendon	6
Marissa Coleman	5
Shavonte Zellous	5
Natasha Howard	1
Lynetta Kizer	1
Erlana Larkins	1

### FEVER'S LARGEST

**Lead:** 34 (79-45, 2:46, 4th quarter) vs. Connecticut, 9/1  
**Deficit:** 41 (62-21, 7:13, 3rd quarter) vs. Chicago, 6/14  
**Comeback by Fever:** 17 (0:46, 1st quarter, trailed 28-11) at Tulsa, 8/30 (lost, 76-70)  
**Comeback by Opponent:** 12 (9:20, 2nd quarter, led 26-14) vs. Atlanta, 8/28 (lost, 90-84); (5:15, 2nd quarter, led 37-25) vs. Los Angeles, 8/26 (lost, 81-79); (4:14, 1st quarter, led 19-7) vs. Phoenix, 6/12 (won, 77-74)  
**Margin of Victory:** 30 (81-51) vs. Connecticut, 9/1  
**Margin of Defeat:** 26 (98-72) vs. Chicago, 6/14  
**Home Crowd:** 12,189 vs. Seattle, 7/8  
**Road Crowd:** 11,336 at Phoenix, 8/16

# 2015 FEVER AND OPPONENTS TEAM GAME-BY-GAME STATISTICS

## FEVER AND OPPONENTS TEAM GAME-BY-GAME STATISTICS (REGULAR SEASON)

DATE	OPPONENT	FG	FGA	PCT	3P	3PA	PCT	FT	FTA	PCT	OR	DR	TOT	AST	PF	ST	TO	BS	1Q	2Q	3Q	4Q	1H	2H	OT	OT	OT	FINAL
June 5	at Chicago	36	78	.462	1	7	.143	22	26	.846	15	29	44	22	22	14	13	9	29	22	22	22	51	44				95
	Indiana	26	66	.394	7	20	.350	13	23	.565	11	20	31	14	23	6	20	3	19	19	20	14	38	34				72
June 6	Minnesota	24	62	.387	4	14	.286	26	31	.839	13	27	40	9	18	9	15	4	21	15	20	22	36	42				78
	at Indiana	28	66	.424	4	15	.267	9	17	.529	7	24	31	11	24	8	12	4	14	13	20	22	42	42				69
June 9	at New York	29	59	.492	5	12	.417	23	32	.719	7	20	27	23	18	7	14	7	20	18	24	24	38	48				86
	Indiana	24	64	.375	8	18	.444	23	25	.920	10	23	33	15	23	7	16	2	22	19	13	25	41	38				79
June 12	Phoenix	24	69	.348	9	21	.429	17	21	.810	7	24	31	12	20	10	14	5	14	26	15	19	40	34				74
	at Indiana	29	68	.426	3	7	.429	16	20	.800	13	26	39	6	23	8	16	3	21	22	10	24	43	34				77
June 14	Chicago	38	67	.567	5	10	.500	17	20	.850	7	39	46	19	26	7	17	10	26	27	24	21	53	45				98
	at Indiana	23	73	.315	5	25	.200	21	32	.656	10	17	27	14	21	7	10	2	12	9	30	21	21	51				72
June 16	at Atlanta	31	69	.449	4	14	.286	13	20	.650	10	18	28	18	26	10	17	4	18	17	17	27	35	44				79
	Indiana	30	60	.500	9	19	.474	21	31	.677	10	24	34	23	23	8	19	4	16	33	25	16	49	41				90
June 19	at New York	23	62	.371	4	15	.267	13	16	.813	11	26	37	13	21	5	17	1	12	21	22	8	33	30				63
	Indiana	27	66	.409	10	17	.588	16	19	.842	4	25	29	17	20	7	12	2	32	16	18	14	48	32				80
June 20	Washington	31	60	.517	10	22	.455	15	19	.789	10	26	36	22	19	7	20	3	29	15	25	18	44	43				87
	at Indiana	26	72	.361	5	20	.250	18	20	.900	12	17	29	18	23	10	13	0	21	21	16	17	42	33				75
June 26	Chicago	32	77	.416	5	15	.333	14	17	.824	11	26	37	16	18	10	10	5	22	21	21	19	43	40				83
	at Indiana	25	57	.439	7	14	.500	20	26	.769	6	31	37	13	24	7	18	3	27	25	16	9	52	25				77
June 30	at Connecticut	33	66	.500	7	18	.389	11	16	.688	5	16	21	20	20	13	12	2	26	18	11	29	44	40				84
	Indiana	31	56	.554	8	13	.615	22	26	.846	8	19	27	17	17	7	19	1	27	22	25	18	49	43				92
July 2	Washington	17	58	.293	3	21	.143	13	15	.867	13	20	33	8	17	2	18	2	20	14	9	7	34	16				50
	at Indiana	29	58	.500	1	4	.250	14	18	.778	8	24	32	10	18	11	8	4	21	17	19	16	38	35				73
July 8	Seattle	19	45	.422	5	17	.294	22	26	.846	4	24	28	12	17	4	23	4	17	18	20	10	35	30				65
	at Indiana	36	72	.500	7	21	.333	9	11	.818	13	17	30	18	27	9	11	4	26	27	20	15	53	35				88
July 10	San Antonio	28	66	.424	1	9	.111	19	26	.731	10	26	36	11	17	7	14	4	20	18	14	24	38	38				76
	at Indiana	31	61	.508	2	8	.250	19	25	.760	3	25	28	12	23	8	10	5	26	12	23	38	45					83
July 15	Tulsa	30	75	.400	6	21	.286	14	22	.636	14	26	40	14	31	8	12	6	22	23	15	20	45	35				80
	at Indiana	28	61	.459	5	15	.333	22	34	.647	11	31	42	15	23	8	13	5	30	22	18	13	52	31				83
July 17	at Washington	27	70	.386	3	17	.176	11	14	.786	12	31	43	21	16	11	9	5	18	16	23	11	34	34				68
	Indiana	18	57	.316	7	18	.389	7	9	.778	7	27	34	15	24	6	18	2	15	14	6	15	29	21				50
July 21	at San Antonio	27	45	.600	5	10	.500	21	25	.840	5	29	34	18	19	6	24	2	18	30	20	12	48	32				80
	Indiana	21	62	.339	3	8	.375	17	22	.773	5	13	18	13	22	10	10	2	14	18	20	10	32	30				62
July 28	at Connecticut	28	65	.431	5	20	.250	12	14	.857	7	24	31	19	17	7	19	7	15	19	20	13	34	33	6			73
	Indiana	33	81	.407	2	16	.125	7	9	.778	13	22	35	14	17	13	16	3	21	21	18	7	42	25	8			75
July 29	New York	28	58	.483	2	9	.222	14	18	.778	7	20	27	13	23	8	21	6	21	18	20	13	39	33				72
	at Indiana	30	63	.476	6	19	.319	18	22	.818	10	22	32	16	18	10	17	5	24	16	23	21	40	44				84
August 2	Connecticut	25	55	.455	3	12	.250	17	27	.630	3	17	20	12	28	9	16	4	25	16	16	13	41	29				70
	at Indiana	25	59	.424	5	12	.417	28	30	.933	14	23	37	17	21	7	14	1	14	18	23	28	32	51				83
August 4	at Chicago	43	68	.632	5	10	.500	15	20	.750	7	32	39	28	23	10	15	13	31	26	27	22	57	49				106
	Indiana	26	75	.347	10	20	.500	20	25	.800	12	17	29	19	17	9	14	1	22	18	17	25	40	42				82
August 7	Atlanta	24	61	.393	7	15	.467	22	26	.846	10	22	32	12	30	6	26	8	30	10	22	15	40	37				77
	at Indiana	31	68	.456	4	14	.286	40	44	.909	10	23	33	16	23	14	10	5	30	17	30	29	47	59				106
August 11	at Washington	25	57	.439	6	14	.429	6	10	.600	4	22	26	14	17	4	17	8	14	17	13	18	31	31				62
	Indiana	30	70	.429	2	7	.286	11	12	.917	12	25	37	18	19	10	11	2	11	21	20	21	32	41				73
August 16	at Phoenix	23	60	.383	0	13	.000	17	19	.895	7	26	33	14	12	3	11	4	15	14	15	19	29	34				63
	Indiana	31	70	.443	3	15	.200	10	10	1.000	11	26	37	19	20	6	11	4	20	19	24	12	39	36				75
August 18	at Los Angeles	26	57	.456	1	13	.077	15	18	.833	6	23	29	18	21	12	19	7	21	23	6	18	44	24				68
	Indiana	25	68	.368	10	19	.526	19	22	.864	19	22	41	13	17	9	18	0	20	10	24	25	30	49				79
August 21	at Seattle	25	54	.463	4	12	.333	9	15	.600	3	25	28	12	19	3	19	4	22	21	9	11	43	20				63
	Indiana	27	65	.415	5	17	.294	16	19	.842	9	18	27	17	17	13	11	2	25	12	30	8	37	38				75
August 23	New York	32	68	.471	2	8	.250	13	18	.722	10	22	32	19	21	8	10	5	20	26	16	17	46	33				79
	at Indiana	27	56	.482	7	15	.467	19	24	.792	7	25	32	17	17	2	15	1	28	27	10	15	55	25				80
August 26	Los Angeles	28	63																									





# REGULAR SEASON RECORDS



WATCH ME  
WORK



20TH

2015 EASTERN CONFERENCE CHAMPIONS

JANUARY

JOHNSON

CATCHINGS

LARKINS

COLEMAN



TAMIKA CATCHINGS' FINAL SEASON  
#24FOREVER



SINCE 2005: WNBA-RECORD 11 STRAIGHT PLAYOFF BERTHS, 8-TIME EAST FINALIST, 3-TIME WNBA FINALIST, 2012 WNBA CHAMPION

# ANNUAL STATISTICS AND COACHING RECORDS

## ANNUAL WON/LOSS RECORD

YEAR	COACH	W-L	PCT.	HOME	ROAD	PF	PA	PLAYOFFS	FINISH
2000	Anne Donovan	9-23	.281	5-11	4-12	2213	2290	---	Seventh, East
2001	Nell Fortner	10-22	.312	7-9	3-13	2153	2249	---	Sixth, East
2002	Nell Fortner	16-16	.500	10-6	6-10	2097	2129	1-2 .333	Fourth, East (Conference Semifinals)
2003	Nell Fortner	16-18	.471	11-6	5-12	2337	2321	---	T-Fifth, East
2004	Brian Winters	15-19	.441	10-7	5-12	2198	2245	---	Sixth, East
2005	Brian Winters	21-13	.618	14-3	7-10	2170	2133	2-2 .500	Second, East (Conference Finals)
2006	Brian Winters	21-13	.618	12-5	9-8	2435	2316	0-2 .000	Third, East (Conference Semifinals)
2007	Brian Winters	21-13	.618	12-5	9-8	2480	2370	3-3 .500	Second, East (Conference Finals)
2008	Lin Dunn	17-17	.500	11-6	6-11	2473	2457	1-2 .333	Fourth, East (Conference Semifinals)
2009	Lin Dunn	22-12	.647	14-3	8-9	2606	2501	6-4 .600	First, East (WNBA Finals)
2010	Lin Dunn	21-13	.618	12-5	9-8	2661	2518	1-2 .333	Third, East (Conference Semifinals)
2011	Lin Dunn	21-13	.618	13-4	8-9	2643	2510	3-3 .500	First, East (Conference Finals)
2012	Lin Dunn	22-12	.647	13-4	9-8	2663	2459	7-3 .700	Second, East (WNBA CHAMPIONS)
2013	Lin Dunn	16-18	.471	9-8	7-10	2408	2396	2-2 .500	Fourth, East (Conference Finals)
2014	Lin Dunn	16-18	.471	7-10	9-8	2521	2554	3-2 .667	T-Second, East (Conference Finals)
2015	Stephanie White	20-14	.588	11-6	9-8	2641	2577	6-5 .545	Third, East (WNBA Finals)
<b>TOTALS</b>		<b>284-254</b>	<b>.528</b>	<b>171-98</b>	<b>113-156</b>	<b>---</b>	<b>---</b>	<b>35-32</b>	<b>.522</b>

## ANNUAL TEAM STATISTICS

OFFENSE																		
YEAR	G	FG-A	PCT	3FG-A	PCT	FT-A	PCT	OR	DR	TR	AVG	A	PF-D	ST	TO	BS	PTS	AVG
2000	32	796-1838	.433	193-521	.370	428-569	.752	285	647	932	29.1	501	642-9	271	518	126	2213	69.2
2001	32	762-1822	.418	157-446	.352	472-591	.799	286	649	935	29.2	458	600-5	242	491	118	2153	67.3
2002	32	731-1825	.401	180-543	.331	455-580	.784	315	633	948	29.6	447	559-6	268	438	100	2097	65.5
2003	34	839-2011	.417	210-600	.350	449-563	.798	334	654	988	29.1	539	668-5	299	474	121	2337	68.7
2004	34	791-2011	.393	166-481	.345	450-580	.776	396	705	1101	32.4	555	639-12	261	486	134	2198	64.6
2005	34	784-1958	.400	150-468	.321	452-595	.760	341	671	1012	29.8	493	668-6	336	477	95	2170	63.8
2006	34	873-2144	.407	171-551	.310	518-676	.766	339	755	1094	32.2	501	606-3	354	528	93	2435	71.6
2007	34	907-2167	.419	188-546	.344	478-617	.775	341	812	1153	33.9	511	646-5	308	589	136	2480	72.9
2008	34	876-2179	.402	226-662	.341	495-656	.755	349	778	1127	33.1	500	727-6	324	585	165	2473	72.7
2009	34	890-2212	.402	213-637	.334	613-746	.822	342	780	1122	33.0	527	692-6	373	531	117	2606	76.6
2010	34	941-2147	.438	216-591	.365	563-720	.782	327	779	1106	32.5	567	705-4	331	551	171	2661	78.3
2011	34	936-2114	.443	223-589	.379	548-695	.788	295	778	1073	31.6	556	609-4	299	502	165	2643	77.7
2012	34	930-2226	.418	270-675	.400	533-655	.814	338	757	1095	32.2	563	570-1	324	464	146	2663	78.3
2013	34	866-2203	.393	187-555	.337	489-626	.781	361	727	1088	32.0	464	612-3	326	451	120	2408	70.8
2014	34	907-2168	.418	175-506	.346	532-705	.755	346	751	1097	32.3	483	714-3	279	503	139	2521	74.1
2015	34	939-2214	.424	182-506	.360	581-727	.799	329	771	1100	32.4	506	708-5	295	490	97	2641	77.7
DEFENSE																		
Year	G	FG-A	Pct	3FG-A	Pct	FT-A	Pct	OR	DR	TR	Avg	A	PF-D	ST	TO	BS	PTS	AVG
2000	32	839-1868	.449	109-358	.304	503-669	.752	321	633	954	29.8	528	612-5	267	476	75	2290	71.6
2001	32	853-1899	.449	131-367	.357	412-583	.707	306	660	966	30.2	585	616-6	256	466	140	2249	70.3
2002	32	804-1817	.442	162-464	.349	359-503	.714	288	644	932	29.1	507	647-9	226	470	145	2129	66.5
2003	34	837-1908	.439	157-421	.373	490-638	.768	309	677	986	29.0	570	631-4	227	512	170	2321	68.3
2004	34	804-1865	.431	121-352	.344	516-695	.742	281	688	969	28.5	514	603-1	268	466	162	2245	66.0
2005	34	775-1798	.431	123-367	.335	460-642	.717	279	711	990	29.1	435	644-2	234	558	113	2133	62.7
2006	34	883-2043	.432	137-444	.309	413-559	.739	288	773	1061	31.2	507	685-8	259	617	105	2316	68.1
2007	34	881-2192	.402	158-483	.327	450-608	.740	369	795	1164	34.2	475	663-7	280	610	114	2370	69.7
2008	34	891-2127	.419	135-415	.325	540-706	.765	338	833	1171	34.4	477	659-2	294	608	130	2457	72.3
2009	34	909-2118	.429	154-483	.319	529-692	.764	318	849	1167	34.3	498	700-8	271	638	116	2501	73.6
2010	34	885-2128	.416	181-547	.331	567-716	.792	339	783	1122	33.0	497	687-3	282	603	120	2518	74.1
2011	34	925-2182	.424	179-534	.335	481-655	.734	359	776	1135	33.4	537	647-1	269	542	134	2510	73.8
2012	34	925-2154	.429	178-537	.331	431-576	.748	356	813	1169	34.4	485	644-4	242	592	168	2459	72.3
2013	34	889-2034	.437	128-405	.316	490-618	.793	305	839	1144	33.6	485	604-3	237	556	171	2396	70.5
2014	34	923-2084	.443	125-410	.305	583-745	.783	294	789	1083	31.9	526	660-4	271	519	179	2554	75.1
2015	34	945-2149	.440	153-509	.301	534-683	.782	287	829	1116	32.3	536	703-5	264	552	167	2577	75.8

## HEAD COACHES RECORDS

COACH	YEARS	SEASONS	OVERALL		PLAYOFFS	
			W-L	PCT.	W-L	PCT.
Anne Donovan	2000	1	9-23	.281	---	---
Nell Fortner	2001-03	3	42-56	.429	1-2	.333
Brian Winters	2004-07	4	78-58	.573	5-7	.417
Lin Dunn	2008-14	7	135-103	.567	23-18	.561
Stephanie White	2015	1	20-14	.588	6-5	.545
<b>TOTALS</b>		<b>16</b>	<b>284-254</b>	<b>.528</b>	<b>35-32</b>	<b>.522</b>

## ASSISTANT/ASSOCIATE COACHES

Sylvia Crawley	2014
Micki DeMoss	2012-14
Lin Dunn	2004-07
Gail Goestenkors	2015
Gary Kloppenburg	2008-11, 2015
Jim Lewis	2008-09
Julie Plank	2000-07
Shelley Patterson	2000-03
Stephanie White	AC: 2011-13; AHC: 2014



# ATTENDANCE AND ANNUAL STATISTICAL LEADERS

## ANNUAL ATTENDANCE FIGURES

YEAR	HOME GAMES	HOME ATTENDANCE	HOME AVG (HIGH)	WNBA RANK	AWAY GAMES	AWAY ATTENDANCE	AWAY AVG (HIGH)	TOTAL GAMES	TOTAL ATTENDANCE	TOTAL AVG
2000	16	180,270	11,267 (13,178)	4th	16	149,332	9,333 (19,093)	32	329,602	10,300
2001	16	138,922	8,683 (15,198)	8th	16	144,491	9,031 (16,050)	32	283,413	8,857
2002	16	134,945	8,434 (15,488)	9th	16	134,245	8,390 (14,986)	32	269,190	8,412
2003	17	141,778	8,340 (18,345)	8th	17	138,002	8,118 (15,424)	34	279,780	8,229
2004	17	129,018	7,589 (9,656)	10th	17	148,092	8,711 (14,956)	34	277,110	8,150
2005	17	142,494	8,382 (9,823)	7th	17	129,590	7,622 (11,903)	34	272,084	8,002
2006	17	122,468	7,204 (9,312)	10th	17	119,719	7,042 (12,947)	34	242,187	7,123
2007	17	122,855	7,227 (10,542)	11th	17	133,915	7,877 (13,320)	34	256,770	7,552
2008	17	130,941	7,702 (10,533)	10th	17	134,243	7,897 (19,393)	34	265,184	7,800
2009	17	134,964	7,939 (10,050)	6th	17	134,265	7,898 (11,595)	34	269,229	7,919
2010	17	140,504	8,265 (10,076)	6th	17	132,016	7,766 (10,995)	34	272,520	8,015
2011	17	136,915	8,054 (11,521)	6th	17	124,386	7,317 (11,587)	34	261,301	7,685
2012	17	128,897	7,582 (9,403)	6th	17	115,707	6,806 (9,523)	34	244,604	7,194
2013	17	138,795	8,164 (10,756)	4th	17	119,330	7,019 (11,801)	34	258,125	7,592
2014	17	134,306	7,900 (10,625)	6th	17	113,571	6,681 (9,432)	34	247,877	7,291
2015	17	127,244	7,485 (12,189)	6th	17	116,277	6,840 (11,336)	34	243,521	7,162

## LARGEST ATTENDANCE FIGURES

### SEASON TOTAL

180,270 in 2000  
 142,494 in 2005  
 141,778 in 2003  
 140,504 in 2010  
 138,922 in 2001  
 138,795 in 2013  
**SEASON AVERAGE**  
 11,267 in 2000 (16 games)  
 8,683 in 2001 (16 games)  
 8,434 in 2002 (16 games)  
 8,382 in 2005 (17 games)  
 8,340 in 2003 (17 games)  
 8,265 in 2010 (17 games)  
 8,164 in 2013 (17 games)  
 8,054 in 2011 (17 games)

### LARGEST HOME ATTENDANCE

18,345 vs. Washington, 5/31/00  
 15,488 vs. Miami, 8/11/02  
 15,198 vs. Detroit, 8/12/01  
 13,178 vs. New York, 6/23/00  
 13,093 vs. Cleveland, 8/23/03  
 13,014 vs. Detroit, 6/1/02  
 12,671 vs. Charlotte, 7/22/00  
 12,575 vs. Orlando, 6/2/00  
 12,213 vs. Detroit, 8/7/00  
 12,189 vs. Seattle, 7/8/15  
 12,060 vs. Portland, 7/3/00

### LARGEST AWAY ATTENDANCE

\*19,393 at New York, 7/19/08  
 19,093 at Washington, 7/20/00  
 16,050 at New York, 6/2/01  
 16,021 at Washington, 7/22/01  
 15,424 at New York, 8/20/03  
 14,986 at Washington, 8/6/02  
 14,970 at Washington, 6/7/02  
 14,956 at Washington, 7/1/04  
 13,791 at New York, 7/9/01  
 13,560 at Minnesota, 9/3/04  
 13,461 at Washington, 7/29/03  
 \* Liberty Outdoor Classic (Arthur Ashe Stadium)



## ANNUAL STATISTICAL LEADERS

### POINTS PER GAME

(MIN 250 POINTS)	TP	AVG
2015 Tamika Catchings	393	13.1
2014 Tamika Catchings	258	16.1
2013 Tamika Catchings	530	17.7
2012 Tamika Catchings	590	17.4
2011 Tamika Catchings	511	15.5
2010 Tamika Catchings	618	18.2
2009 Katie Douglas	547	17.6
2008 Katie Douglas	516	15.6
2007 Tamika Catchings	348	16.6
2006 Tamika Catchings	521	16.3
2005 Tamika Catchings	501	14.7
2004 Tamika Catchings	568	16.7
2003 Tamika Catchings	671	19.7
2002 Tamika Catchings	594	18.6
2001 Rita Williams	380	11.9
2000 Kara Wolters	370	11.9

TOTAL POINTS	TP	AVG
2015 Tamika Catchings	393	13.1
2014 Shavonte Zellous	374	11.0
2013 Tamika Catchings	530	17.7
2012 Tamika Catchings	590	17.4
2011 Tamika Catchings	511	15.5
2010 Tamika Catchings	618	18.2
2009 Katie Douglas	547	17.6
2008 Katie Douglas	516	15.6
2007 Tammy Sutton-Brown	409	12.0
2006 Tamika Whitmore	528	15.5
2005 Tamika Catchings	501	14.7
2004 Tamika Catchings	568	16.7
2003 Tamika Catchings	671	19.7
2002 Tamika Catchings	594	18.6
2001 Rita Williams	380	11.9
2000 Kara Wolters	370	11.9

FG PERCENTAGE (MIN 45 FGA)	PCT	FG-FGA
2015 Natalie Achonwa	.550	88-160
2014 Erlana Larkins	.599	124-207
2013 Erlana Larkins	.545	103-189
2012 Erlana Larkins	.509	55-108
2011 Jessica Davenport	.529	145-274
2010 Jessica Davenport	.571	96-168
2009 Jessica Davenport	.527	29-55

2008 Tammy Sutton-Brown	.495	143-289
2007 Tammy Sutton-Brown	.485	149-307
2006 Tamika Whitmore	.457	199-435
2005 Jurgita Streimikyte	.461	82-178
2004 Kelly Schumacher	.469	92-196
2003 Natalie Williams	.485	176-363
2002 Kelly Schumacher	.506	45-89
2001 Jurgita Streimikyte	.472	99-207
2000 Kara Wolters	.561	148-264

3-PT FG PERCENTAGE (MIN 20 3-PT FGA)	PCT	FG-FGA
2015 Briann January	.431	25-58
2014 Karima Christmas	.386	27-70
2013 Erin Phillips	.479	23-48
2012 Erin Phillips	.438	28-64
2011 Jeanette Pohlen	.468	29-62
2010 Tamika Catchings	.448	47-105
2009 Katie Douglas	.349	66-189
2008 Ebony Hoffman	.456	26-57
2007 Anna DeForge	.410	43-105
2006 Tamika Whitmore	.395	15-38
2005 Tully Bevilaqua	.379	44-116
2004 Kelly Miller	.411	46-112
2003 Niele Ivey	.393	33-84
2002 Tamika Catchings	.394	76-193
2001 Nadine Malcolm	.411	23-56
2000 Monica Maxwell	.397	62-156

FT PERCENTAGE (MIN 45 FTA)	PCT	FT-FTA
2015 Lynetta Kizer	.879	51-58
2014 Briann January	.880	66-75
2013 Tamika Catchings	.861	136-158
2012 Briann January	.874	76-87
2011 Tamika Catchings	.883	143-162
2010 Tamika Catchings	.849	157-185
2009 Ebony Hoffman	.896	69-77
2008 Tan White	.850	51-60
2007 Tan White	.841	53-63
2006 Tamika Whitmore	.821	115-140
2005 Kelly Miller	.848	67-79
2004 Kelly Miller	.877	50-57
2003 Stephanie White	.938	45-48
2002 Nikki McCray	.816	84-103
2001 Nadine Malcolm	.871	56-62
2000 Monica Maxwell	.862	50-58

REBOUNDS PER GAME	REB	AVG
2015 Tamika Catchings	213	7.1
2014 Erlana Larkins	303	9.2
2013 Erlana Larkins	265	7.8
2012 Tamika Catchings	258	7.6
2011 Tamika Catchings	233	7.1
2010 Tamika Catchings	242	7.1
2009 Tamika Catchings	245	7.2
2008 Ebony Hoffman	258	7.8
2007 Tamika Catchings	189	9.0
2006 Tamika Catchings	240	7.5
2005 Tamika Catchings	264	7.8
2004 Tamika Catchings	249	7.3
2003 Tamika Catchings	272	8.0
2002 Tamika Catchings	276	8.6
2001 Olympia Scott	161	5.0
2000 Kara Wolters	164	5.3

ASSISTS	AST	AVG
2015 Briann January	98	3.4
2014 Briann January	116	3.7
2013 Briann January	118	3.7
2012 Briann January	122	3.9
2011 Tamika Catchings	115	3.5
2010 Tamika Catchings	135	4.0
2009 Tamika Catchings	107	3.1
2008 Katie Douglas	106	3.2
2007 Tamika Catchings	98	4.7
2006 Tamika Catchings	119	3.7
2005 Tamika Catchings	143	4.2
2004 Tamika Catchings	115	3.4
2003 Tamika Catchings	114	3.4
2002 Tamika Catchings	118	3.7
2001 Rita Williams	114	3.6
2000 Rita Williams	101	3.2

BLOCKED SHOTS	BKS	AVG
2015 Tamika Catchings	24	0.8
2014 Erlana Larkins	27	0.8
2013 tie-Tamika Catchings	31	1.0
2013 tie-Jessica Breland	31	1.0
2012 Tamika Catchings	29	0.9
2011 Jessica Davenport	45	1.3
2010 Tammy Sutton-Brown	55	1.6
2009 Tammy Sutton-Brown	40	1.5
2008 Tammy Sutton-Brown	57	1.7
2007 Tammy Sutton-Brown	47	1.4

2006 Tamika Catchings	35	1.1
2005 Kelly Schumacher	24	0.7
2004 Tamika Catchings	38	1.1
2003 Tamika Catchings	35	1.0
2002 Tamika Catchings	43	1.3
2001 Kelly Schumacher	29	1.0
2000 Kara Wolters	49	1.6

STEALS	STL	AVG
2015 Tamika Catchings	55	2.2
2014 Erlana Larkins	64	1.9
2013 Tamika Catchings	85	2.8
2012 Tamika Catchings	70	2.1
2011 Tamika Catchings	67	2.0
2010 Tamika Catchings	77	2.3
2009 Tamika Catchings	99	2.9
2008 Tully Bevilaqua	59	2.0
2007 Tamika Catchings	66	3.1
2006 Tamika Catchings	94	2.9
2005 Tamika Catchings	90	2.6
2004 Tamika Catchings	67	2.0
2003 Tamika Catchings	72	2.1
2002 Tamika Catchings	94	2.9
2001 Rita Williams	72	2.3
2000 Rita Williams	76	2.4

# FEVER VS. WNBA – ALL-TIME SERIES AND VENUES

## ALL-TIME REGULAR-SEASON SERIES

### VS. EASTERN CONFERENCE

TEAM	2015	OVERALL	HOME	ROAD	HIGH MARGIN	LOW MARGIN	IND HIGH PTS	IND LOW PTS	OPP HIGH PTS	OPP LOW PTS
Atlanta	3-1	17-17	10-8	7-9	+29	-19	106	58	93	62
Charlotte	-	12-12	10-2	2-10	+21	-30	92	37	85	46
Chicago	0-4	30-12	17-4	13-8	+29	-26	92	57	106	51
Cleveland	-	5-8	3-4	2-4	+13	-24	87	53	86	46
a-Connecticut	4-0	27-34	17-14	10-20	+34	-28	95	55	95	46
Detroit **	-	18-18	12-5	6-13	+31	-37	85	40	111	54
Miami	-	3-6	2-3	1-3	+21	-6	80	52	72	54
New York	4-1	39-22	23-7	16-15	+33	-21	96	53	102	44
Washington	2-3	39-22	20-10	19-12	+32	-21	92	48	91	42
<b>All-Time vs. East</b>	<b>13-9</b>	<b>190-151</b>	<b>114-57</b>	<b>76-94</b>						

### VS. WESTERN CONFERENCE

TEAM	2015	OVERALL	HOME	ROAD	HIGH MARGIN	LOW MARGIN	IND HIGH PTS	IND LOW PTS	OPP HIGH PTS	OPP LOW PTS
c-Dallas **	1-1	9-3	5-1	4-2	+33	-6	102	70	107	58
Houston	-	5-11	4-4	1-7	+25	-26	84	45	93	56
Los Angeles	1-1	9-20	6-8	3-12	+35	-31	98	51	94	56
Minnesota	0-2	12-18	6-9	6-9	+38	-22	91	45	96	51
Phoenix	2-0	18-11	10-5	8-6	+22	-17	110	56	106	56
Portland	-	2-2	0-2	2-0	+18	-4	81	64	72	58
Sacramento	-	7-10	6-2	1-8	+15	-21	79	50	82	50
b-San Antonio	1-1	16-14	8-7	8-7	+34	-19	83	53	88	47
Seattle	2-0	16-14	12-3	4-11	+28	-27	90	51	89	45
<b>All-Time vs. West</b>	<b>7-5</b>	<b>94-103</b>	<b>57-41</b>	<b>37-62</b>						
<b>All-Time Overall</b>		<b>284-254</b>	<b>171-98</b>	<b>113-156</b>						

a-formerly Orlando Miracle, 1999-02

b-formerly Utah Starzz, 1997-02

c-formerly Detroit Shock, 1997-09; Tulsa Shock, 2010-15

\*\* Detroit/Tulsa/Dallas franchise records are split between Eastern and Western Conferences

## ARENAS AND CITIES

Since entering the WNBA in 2000, the Indiana Fever have played in 23 different U.S. cities and in 28 different venues. Venues listed in chronological order by date.

ARENA	CITY	HOME TEAM	FIRST GAME	REGULAR SEASON	PLAYOFFS
1. American Airlines Arena	1. Miami, Fla.	Miami Sol	2000	1-3	
2. Bankers Life Fieldhouse (Conseco Fieldhouse)	2. Indianapolis, Ind.	Indiana Fever	2000	171-98	23-9
3. Palace of Auburn Hills	3. Auburn Hills, Mich.	Detroit Shock	2000	6-13	1-5
4. TD Waterhouse Centre	4. Orlando, Fla.	Orlando Miracle	2000	2-3	
5. Toyota Center (Compaq Center)	5. Houston, Texas	Houston Comets	2000	1-6	
6. Madison Square Garden	6. New York, N.Y.	New York Liberty	2000	11-11	2-5
7. Verizon Center (MCI Center)	7. Washington, D.C.	Washington Mystics	2000	19-12	1-0
8. Gund Arena	8. Cleveland, Ohio	Cleveland Rockers	2000	2-4	
9. Charlotte Coliseum	9. Charlotte, N.C.	Charlotte Sting	2000	2-10	
10. Talking Stick Resort Arena (America West Arena/US Airways Center)	10. Phoenix, Ariz.	Phoenix Mercury	2000	8-6	1-2
11. The Rose Garden	11. Portland, Ore.	Portland Fire	2000	2-0	
12. Delta Center	12. Salt Lake City, Utah	Utah Starzz	2000	0-3	
13. Key Arena	13. Seattle, Wash.	Seattle Storm	2000	4-11	
14. Target Center	14. Minneapolis, Minn.	Minnesota Lynx	2000	6-9	2-3
15. Arco Arena	15. Sacramento, Calif.	Sacramento Monarchs	2001	1-8	
16. Staples Center	16. Los Angeles, Calif.	Los Angeles Sparks	2001	3-12	
17. Mohegan Sun Arena	17. Uncasville, Conn.	Connecticut Sun	2003	8-17	1-3
18. AT&T Center (SBC Center)	18. San Antonio, Texas	San Antonio Stars	2004	8-3	
19. Radio City Music Hall	New York, N.Y.	New York Liberty	2004	0-1	
20. UIC Pavilion	19. Chicago, Ill.	Chicago Sky	2006	4-3	0-1
21. Reliant Arena	Houston, Texas	Houston Comets	2008	0-1	
22. Arthur Ashe Stadium	New York, N.Y.	New York Liberty	2008	1-0	
23. Philips Arena	20. Atlanta, Ga.	Atlanta Dream	2008	7-9	1-2
24. Comcast Center	21. College Park, Md.	Washington Mystics	2009	0-0	1-0
25. Allstate Arena	Chicago, Ill.	Chicago Sky	2010	9-5	2-1
26. BOK Center	22. Tulsa, Okla.	Tulsa Shock	2010	4-2	
27. Prudential Center	23. Newark, N.J.	New York Liberty	2011	4-3	0-1
28. Freeman Coliseum	San Antonio, Texas	San Antonio Stars	2015	0-1	
29. College Park Center	24. Arlington, Texas	Dallas Wings	2016		
<b>TOTALS</b>				<b>284-254</b>	<b>35-32</b>

# FEVER TEAM RECORDS

## MONTH-BY-MONTH

YEAR	MAY	JUNE	JULY	AUGUST	SEPTEMBER	EASTERN CONFERENCE	WESTERN CONFERENCE	OVERALL
2000		3-10	4-9	2-4		7-14	2-9	9-23
2001	0-1	4-8	4-8	2-5		7-14	3-8	10-22
2002		6-8	5-7	5-1		12-9	4-7	16-16
2003	1-1	6-5	6-4	3-8		12-12	4-6	16-18
2004	1-2	7-4	4-9	0-0	3-4	8-12	7-7	15-19
2005	3-1	5-4	6-4	7-4		14-6	7-7	21-13
2006	4-1	8-4	5-5	4-3		12-8	9-5	21-13
2007	3-0	7-4	7-6	4-3		12-8	9-5	21-13
2008	3-2	4-6	5-6	1-1	4-2	12-8	5-9	17-17
2009		6-2	8-2	6-4	2-4	17-5	5-7	22-12
2010	2-3	7-3	7-2	5-5		13-9	8-4	21-13
2011		7-3	7-3	5-4	2-3	13-9	8-4	21-13
2012	3-0	5-5	2-2	6-1	6-4	15-7	7-5	22-12
2013	1-1	2-6	5-2	5-6	3-3	11-11	5-7	16-18
2014	3-3	3-6	7-5	3-4		12-10	4-8	16-18
2015		4-6	6-2	7-4	3-2	13-9	7-5	20-14
<b>TOTALS</b>	<b>24-15</b>	<b>84-84</b>	<b>88-76</b>	<b>65-57</b>	<b>23-22</b>	<b>190-151</b>	<b>94-103</b>	<b>284-254</b>
	<b>.615</b>	<b>.500</b>	<b>.537</b>	<b>.533</b>	<b>.511</b>	<b>.557</b>	<b>.477</b>	<b>.528</b>

## RECORDS AND STREAKS

### ALL-TIME RECORD

284-254 (.528)

Home: 171-98 (.636)

Road: 113-156 (.420)

Overtime: 15-22 (.405)

Home: 6-6 (.500)

Road: 9-16 (.360)

Playoffs: 35-32 (.522)

Home: 23-9 (.719)

Road: 12-23 (.343)

Overtime: 4-4 (.500)

### MOST WINS, SEASON

22 in 2012, 2009

21 in 2011, 2010, 2007, 2006, 2005

20 in 2015

### FEWEST WINS, SEASON

9 in 2000

10 in 2012

10 in 2001

### MOST LOSSES, SEASON

23 in 2000

22 in 2001

19 in 2004

### FEWEST LOSSES, SEASON

12 in 2012, 2009

13 in 2011, 2010, 2007, 2006, 2005

### BEST PERCENTAGE, SEASON

.647 (22-12) in 2012, 2009

.618 (21-13) in 2011, 2010, 2007, 2006, 2005

.588 (20-14) in 2015

.500 (17-17) in 2008

.500 (16-16) in 2002

### WORST PERCENTAGE, SEASON

.281 (9-23) in 2000

.312 (10-22) in 2001

### MOST CONSECUTIVE WINS

11, 6/9/09 to 7/17/09

7, 6/21/11 to 7/13/11

6, 8/7/15 to 8/23/15

6, 7/1/07 to 7/18/07

5, 6/30/15 to 7/15/15

5, 8/23/12 to 9/1/12

5, 8/6/10 to 8/15/10

5, 7/16/10 to 7/27/10

5, 7/28/09 to 8/8/09

### MOST CONSECUTIVE HOME WINS, OVERALL

13, 6/9/09 to 8/27/09

13, 7/22/02 to 7/10/03

8, 7/2/15 to 8/23/15

7, 5/23/10 to 7/8/10

7, 5/20/06 to 6/29/06

6, 8/16/12 to 9/12/12

6, 6/14/11 to 7/13/11

6, 5/19/07 to 6/13/07

6, 5/22/05 to 6/24/05

### MOST CONSECUTIVE HOME WINS, SEASON

13, 6/9/09 to 8/27/09

8, 7/2/15 to 8/23/15

8, 5/31/03 to 7/10/03

7, 5/23/10 to 7/8/10

7, 5/20/06 to 6/29/06

6, 8/16/12 to 9/12/12

6, 6/14/11 to 7/13/11

6, 5/19/07 to 6/13/07

6, 5/22/05 to 6/24/05

### MOST CONSECUTIVE ROAD WINS

4, 8/11/15 to 8/21/15

3, 11 times

### MOST CONSECUTIVE LOSSES

10, 6/18/00 to 7/8/00

7, 5/31/13 to 6/25/13

6, 7/20/07 to 7/29/07

6, 7/19/04 to 7/31/04

6, 8/2/03 to 8/12/03

### MOST CONSECUTIVE HOME LOSSES

8, 6/10/00 to 7/8/00

4, 6/25/14 to 7/5/14

4, 5/31/13 to 6/22/13

4, 7/16/08 to 8/28/08

4, 7/26/03 to 8/12/03

4, 7/10/02 to 7/19/02

### MOST CONSECUTIVE ROAD LOSSES

7, 7/1/04 to 7/31/04

6, 6/21/02 to 7/30/02

### MOST HOME WINS, SEASON

14 in 2009

14 in 2005

13 in 2012

13 in 2011

12 in 2010

12 in 2007

12 in 2006

### BEST HOME PERCENTAGE, SEASON

.824 (14-3) in 2009, 2005

.765 (13-4) in 2012, 2011

.706 (12-5) in 2010, 2007, 2006

### WORST HOME PERCENTAGE, SEASON

.313 (5-11) in 2000

.411 (7-10) in 2014

.437 (7-9) in 2001

### MOST ROAD WINS, SEASON

9 in 2015, 2014, 2012, 2010, 2007, 2006

8 in 2011, 2009

### BEST ROAD PERCENTAGE, SEASON

.529 (9-8) in 2015, 2014, 2012, 2010, 2007, 2006

.471 (8-9) in 2011, 2009

### WORST ROAD PERCENTAGE, SEASON

.188 (3-13) in 2001

### BEST MONTH BY PERCENTAGE

1.000 (3-0) in May 2012

1.000 (3-0) in May 2007

.857 (6-1) in August 2012

.833 (5-1) in August 2002

.800 (8-2) in July 2009

.800 (4-1) in May 2006

### WORST MONTH BY PERCENTAGE

.000 (0-1) in May 2001

.231 (3-10) in June 2000

.250 (2-6) in June 2013

### MOST OVERTIME GAMES, SEASON

4 in 2009

3 in 2014, 2013, 2010, 2008, 2005, 2001

### FEWEST OVERTIME GAMES, SEASON

1 in 2000, 2002, 2011

### MOST OVERTIME WINS, SEASON

2 in 2010, 2009, 2006, 2003

### MOST OVERTIME LOSSES, SEASON

3 in 2013

### MOST OVERTIME PERIODS, GAME

3, Indiana at New York, 6/26/08 (Lost, 96-102; 92-92; 88-88; 72-72)

2, Atlanta at Indiana, 5/17/14 (Lost, 88-90; 81-81; 72-72)

2, Indiana at Atlanta, 6/6/09 (Lost, 86-87; 79-79; 71-71)

2, Los Angeles at Indiana, 5/29/08 (Won, 82-78; 69-69; 65-65)

2, Indiana at Chicago, 8/7/07 (Won, 75-70; 64-64; 59-59)

2, Indiana at Washington, 6/18/05 (Lost, 78-88; 73-73, 64-64)

2, Indiana at Houston, 5/29/05 (Lost, 78-86; 67-67; 63-63)

2, Indiana at Connecticut, 6/26/03 (Won, 94-90; 80-80; 73-73)

### HIGHEST AVERAGE PPG

SEASON

78.3 (2663) in 2012

78.3 (2661) in 2010

77.74 (2643) in 2011

77.68 (2641) in 2015

76.6 (2606) in 2009

### LOWEST AVERAGE PPG

SEASON

63.8 (2170 points) in 2005

64.6 (2198) in 2004

### MOST POINTS SCORED

SEASON

2663 (78.3 per game) in 2012

2661 (78.3) in 2010

2643 (77.7) in 2011

2641 (77.7) in 2015

2606 (76.6) in 2009

GAME

110 vs. Phoenix, 8/13/10

106 vs. Atlanta, 8/7/15

104 vs. Phoenix, 8/8/10

103 vs. Phoenix, 9/14/08

102 vs. Tulsa, OT, 6/25/14

100 vs. Tulsa, 7/8/10

98 vs. Los Angeles, 7/31/11

96 at New York, 3OT, 6/26/08

95 vs. Connecticut, 6/21/12

94 vs. Connecticut, OT, 7/30/09

94 at Connecticut, 2OT, 6/26/03

HALF

59 vs. Atlanta (2nd), 8/7/15

59 at Portland (2nd), 6/20/02

57 vs. Tulsa (2nd), 9/23/12

57 vs. Connecticut (1st), 6/21/12

57 vs. Phoenix (1st), 9/14/08

56 vs. Phoenix (2nd), 8/13/10

56 vs. Tulsa (1st), 7/8/10

55 vs. New York (1st), 8/23/15

55 vs. Atlanta (1st), 9/11/11

55 vs. Atlanta (1st), 6/19/10

55 at Washington (2nd), 8/2/09

QUARTER

35 vs. Tulsa (2nd), 7/8/10

33 at Atlanta (2nd), 6/16/15

33 vs. Connecticut (4th), 7/10/14

33 at Phoenix (2nd), 8/8/10

33 at Chicago (1st), 7/10/09

32 at New York (1st), 6/19/15

32 vs. Chicago (1st), 8/16/14

32 vs. Connecticut (2nd), 6/21/12

32 vs. Connecticut (1st), 7/13/11

32 vs. New York (2nd), 5/30/06

OVERTIME

18 vs. Phoenix, OT, 7/1/01

16 at New York (1st), 3OT, 6/26/08

15 at New York, OT, 6/13/06

14



## FEVER TEAM RECORDS

**HALF**

12 at Charlotte (2nd), 5/28/04  
17 at Detroit (2nd), 8/25/05  
17 at Charlotte (2nd), 6/26/04

**QUARTER**

4 at Atlanta (4th), 5/25/14  
4 at Atlanta (4th), 5/16/10  
5 at Los Angeles (2nd), 7/7/06  
6, seven times (last at Washington (3rd), 7/17/15)

**OVERTIME**

2 vs. San Antonio, OT, 7/24/07  
2 vs. Seattle, OT, 6/4/01  
4, six times (last at Atlanta, OT, 9/4/13)

**LARGEST LEAD****GAME**

+38 at Minnesota (89-51), 6/6/10  
+35 vs. Los Angeles (98-63), 7/31/11  
+34 vs. Connecticut (95-61), 6/21/12  
+34 vs. San Antonio (81-47), 7/23/03  
+33 at New York (77-44), 8/8/06  
+32 vs. Washington (83-51), 8/21/11  
+31 vs. Detroit (85-54), 7/6/03  
+30 vs. Connecticut (81-51), 9/1/15  
+29 vs. Atlanta (106-77), 8/7/15  
+29 at Chicago (83-54), 7/10/09  
+29 at Connecticut (75-46), 5/27/08

**HALF**

+31 vs. Tulsa (57-26, 2nd), 9/23/12  
+31 at Chicago (54-23, 1st), 7/10/09  
+27 vs. Connecticut (57-30, 1st), 6/21/12  
+26 vs. Connecticut (41-15, 1st), 9/1/15  
+26 vs. Chicago (47-21, 1st), 6/21/06  
+25 at Los Angeles (49-24, 2nd), 8/18/15  
+25 vs. New York (46-21, 1st), 8/14/14  
+25 vs. San Antonio (45-20, 2nd), 7/23/03  
+25 vs. New York (46-21, 1st), 6/7/03

**QUARTER**

+25 at New York (31-6, 3rd), 7/13/13  
+25 vs. Seattle (29-4, 2nd), 6/13/07  
+25 vs. Chicago (31-6, 1st), 6/21/06  
+21 at Seattle (30-9, 3rd), 8/21/15  
+20 at New York (32-12, 1st), 6/19/15  
+19 vs. Tulsa (35-16, 2nd), 7/8/10  
+18 at Los Angeles (24-6, 3rd), 8/18/15  
+18 at Phoenix (30-12, 4th), 8/8/10  
+18 vs. Detroit (28-10, 4th), 6/21/09

**ANY TIME OF GAME**

+41 vs. Los Angeles (93-52, 4:02, 4th), 7/31/11  
+38 at Minnesota (89-51, 0:19, 4th), 6/6/10  
+38 vs. San Antonio (81-43, 1:23, 2nd), 7/23/03  
+37 at New York (66-29, 6:22, 4th), 8/8/06  
+37 vs. Detroit (81-44, 4:56, 2nd), 7/6/03  
+36 vs. Tulsa (85-49, 9:33, 4th), 7/8/10

**LARGEST LEAD, OVERTIME GAME**

9 vs. Connecticut (94-85), 7/30/09  
8 vs. Phoenix (86-78), 7/1/01  
7 vs. Charlotte (92-85), 6/18/06

**LARGEST DEFICIT****GAME**

-37 at Detroit (111-74), 6/18/00  
-31 at Los Angeles (82-51), 7/19/04  
-30 at Charlotte (80-50), 8/20/03  
-28 at Connecticut (83-55), 9/2/11  
-26 vs. Chicago (98-72), 6/14/15  
-26 at Chicago (89-63), 6/5/15  
-26 vs. Connecticut (84-58), 8/28/08  
-26 at Houston (93-67), 6/24/00

**HALF**

-35 at Detroit (66-31, 2nd), 6/18/00  
-32 vs. Chicago (53-21, 1st), 6/14/15  
-31 vs. San Antonio (60-29, 2nd), 7/5/12  
-31 at Charlotte (50-19, 2nd), 8/20/03  
-29 vs. Connecticut (54-25, 1st), 8/28/08  
-28 at Houston (54-26, 1st), 7/6/01

**QUARTER**

-22 at Connecticut (34-12, 3rd), 6/17/14  
-20 vs. Connecticut (30-10, 2nd), 8/28/08  
-19 vs. Atlanta (32-13, 2nd), 7/12/14  
-18 vs. Chicago (27-9, 2nd), 6/14/15  
-18 vs. San Antonio (31-13, 4th), 7/5/12

**ANY TIME OF GAME**

-41 vs. Chicago (62-21), 7:13, 3rd, 6/14/15  
-41 at Detroit (111-70, 1:05, 2nd), 6/18/00  
-35 vs. Connecticut (60-25, 9:01, 3rd), 8/28/08  
-35 at Seattle (70-35, 4:26, 3rd), 7/27/07  
-33 at Seattle (76-43, 2:18, 2nd), 6/10/03  
-32 at Chicago (100-68, 4:33, 4th), 8/4/15  
-32 at Connecticut (78-46, 5:30, 4th), 6/17/14  
-32 at San Antonio (75-43, 7:34, 4th), 7/23/09  
-32 at Houston (78-46, 6:36, 2nd), 7/6/01

**BEST COMEBACKS****BY FEVER**

19 (11:49 1st half, trailed 26-7) vs. Phoenix, 7/1/01 (Won, 86-78, OT)  
18 (5:22 3rd quarter, trailed 65-47) vs. New York, 6/10/11 (Lost, 81-80)  
18 (8:30 2nd quarter, trailed 34-16) vs. Sacramento, 6/24/08 (Won, 78-73)  
18 (12:53 1st half, trailed 22-4) vs. New York, 7/10/03 (Won, 76-69)  
17 (0:46 1st quarter, trailed 28-11) at Tulsa, 8/30/15 (Lost, 76-60)  
17 (2:34 3rd quarter, trailed 50-33) at New York, 6/26/09 (Won, 82-81, OT)  
17 (6:53, 3rd quarter, trailed 54-37) vs. Detroit, 6/21/09 (Won, 82-70)  
17 (17:31 2nd half, trailed 39-22) at Miami, 6/1/00 (Won, 57-54)

**BY OPPONENTS**

23 (4:41 1st half, led 41-18) vs. Detroit, 6/9/04 (Lost, 83-79)  
19 (0:55.6 2nd quarter, led 37-18) vs. Los Angeles, 5/29/08 (Won, 82-78, 2OT)  
18 (0:22.7 1st quarter, led 30-12) at Chicago, 5/16 (lost, 74-71)  
18 (3:20 2nd quarter, led 41-23) vs. San Antonio, 7/5/12 (Lost, 88-72)  
18 (8:08 1st half, led 29-11) at Houston, 5/29/05 (Lost, 86-78, 2OT)  
18 (12:27 2nd half, led 55-37) at New York, 6/30/00 (Lost, 72-70)

**LARGEST SWING IN POINTS [FROM****DOUBLE-DIGIT DEFICIT]****BY FEVER**

38 (8:58 2nd quarter, trailed 27-13; 1:09 4th quarter, led 80-56) vs. Detroit, 8/15/09 (Won 82-59)  
38 (6:57 1st half, trailed 30-17; 1:01 2nd half, led 81-56) at Washington, 7/2/00 (Won, 81-58)  
32 (6:53 3rd quarter, trailed 54-37; 1:58 4th quarter, led 77-62) vs. Detroit, 6/21/09 (Won, 82-70)  
31 (2:04 1st quarter, trailed 17-6; 4:13 4th quarter, led 71-51) at San Antonio, 5/24/13 (Won 79-64)

**BY OPPONENTS**

43 (8:30 1st half, led 24-11; 0:00 2nd half, trailed 80-50) at Charlotte, 8/20/03 (Lost, 80-50)  
34 (3:20 2nd quarter, led 41-23; 0:09.3 4th quarter, trailed 88-72) vs. San Antonio, 7/5/12 (Lost 88-72)  
28 (8:08 1st half, led 29-11; 2:48 2nd OT, trailed 77-67) at Houston, 5/29/05 (Lost 86-78, 2OT)  
27 (4:41 1st half, led 41-18; 0:25 2nd half, trailed 79-75) vs. Detroit, 6/9/04 (Lost 83-79)

**MOST FG MADE****SEASON**

941 in 2010  
939 in 2015  
936 in 2011  
930 in 2012

**GAME**

43 vs. Phoenix, 8/13/10  
42 at Phoenix, 8/8/10  
38 vs. Tulsa, 7/8/10  
37 vs. Atlanta, 2OT, 5/17/14

**FEWEST FG MADE****SEASON**

731 in 2002  
762 in 2001

**GAME**

9 at Charlotte, 6/26/04  
13 vs. Houston, 6/5/02  
15 vs. Detroit, 5/20/06

**MOST FG ATTEMPTED****SEASON**

2226 in 2012  
2214 in 2015  
2212 in 2009  
2203 in 2013

**GAME**

86 vs. Los Angeles, 2OT, 5/29/08  
83 at New York, 3OT, 6/26/08  
81 at Connecticut, OT, 7/28/15  
81 at Detroit, OT, 9/4/09  
79 at Connecticut, OT, 6/19/12

**FEWEST FG ATTEMPTED****SEASON**

1822 in 2001  
1825 in 2002

**GAME**

43 at Detroit, 8/25/05  
44 vs. Sacramento, 7/25/06  
44 at Portland, 6/20/02  
44 vs. New York, 6/8/02  
44 at Detroit, 6/2/02

**HIGHEST FG PERCENTAGE****SEASON**

.443 (936-2114) in 2011  
.438 (941-2147) in 2010  
.433 (796-1838) in 2000  
.424 (939-2214) in 2015  
.419 (907-2167) in 2007

**GAME**

.583 at Phoenix (42-72), 8/8/10  
.574 at New York (35-61), 8/10/14  
.573 vs. Phoenix (43-75), 8/13/10  
.566 at New York (30-53), 6/11/11

**LOWEST FG PERCENTAGE****SEASON**

.3931 (866-2203) in 2013  
.3933 (791-2011) in 2004  
.400 (784-1958) in 2005

**GAME**

.188 at Charlotte (9-48), 6/26/04  
.217 vs. Houston (13-60), 6/5/02  
.263 vs. Detroit (15-57), 5/20/06  
.266 at Detroit (17-64), 8/9/02  
.271 at Charlotte (16-59), 5/28/04

**MOST 3-POINT FG MADE****SEASON**

270 in 2012  
226 in 2008  
223 in 2011  
216 in 2010

**GAME**

15 vs. Connecticut, 6/21/12  
13 vs. New York, 6/2/12  
13 at Phoenix, 7/27/08  
13 at Washington, OT, 7/29/03  
12, four times (last vs. Atlanta, 8/18/12)

**FEWEST 3-POINT FG MADE****SEASON**

150 in 2005  
157 in 2001

**GAME**

0 vs. Houston, 7/16/06  
0 at Houston, 5/31/06  
0 vs. Detroit, 7/15/05  
1, 10 times (last vs. Washington, 7/2/15)

**MOST 3-POINT FG ATTEMPTED****SEASON**

675 in 2012  
662 in 2008  
637 in 2009  
600 in 2003

**GAME**

32 at Phoenix, 7/29/07  
30 at Phoenix, 7/27/08  
30 at Washington, OT, 7/29/03  
29 vs. Connecticut, 7/14/10  
29 at New York, OT, 6/26/09

**FEWEST 3-POINT FG ATTEMPTED****SEASON**

446 in 2001  
468 in 2005

**GAME**

4 vs. Washington, 7/2/15  
5 at Charlotte, 7/23/05  
5 vs. Phoenix, 5/24/05  
6 at Connecticut, 8/23/05  
6 at Miami, 6/1/00

**HIGHEST 3-POINT FG PERCENTAGE****SEASON**

.400 (270-675) in 2012  
.379 (223-589) in 2011  
.370 (193-521) in 2000  
.365 (216-591) in 2010

**GAME**

.750 at Chicago (9-12), 9/4/11  
.667 vs. Phoenix (8-12), 6/27/14  
.647 vs. Connecticut (11-17), 7/13/11  
.643 at Connecticut (9-14), 8/11/06  
.643 vs. New York (9-14), 5/30/06

**LOWEST 3-POINT FG PERCENTAGE****SEASON**

.310 (171-551) in 2006  
.321 (150-468) in 2005

**GAME**

.000 vs. Detroit (0-15), 7/15/05  
.000 at Houston (0-13), 5/31/06  
.000 vs. Houston (0-7), 7/16/06  
.067 at Seattle (1-15), 6/17/11  
.077 at San Antonio (1-13), 5/23/06  
.077 at Charlotte (1-13), 8/20/03

**MOST FT MADE****SEASON**

613 in 2009  
581 in 2015  
563 in 2010  
548 in 2011  
533 in 2012

**GAME**

40 vs. Atlanta, 8/7/15  
34 vs. Phoenix, OT, 7/1/01  
33 vs. Detroit, 5/20/06  
31 vs. Connecticut, 5/29/14  
31 vs. Connecticut, OT, 7/30/09  
31 vs. Washington, 6/3/07  
31 at Portland, 6/20/02

**CONSECUTIVE**

33, 7/29/03 to 8/3/03 (last 7 at Washington, 7/29; 15-15 at Detroit, 8/2; 11-11 at Connecticut, 8/3)  
32, 9/1/12 to 9/7/12 (last 16 vs. Chicago, 9/1; 12-12 at Atlanta, 9/5; first 4 at San Antonio, 9/7)  
32, 6/15/08 to 6/22/08 (last 5 vs. San Antonio, 6/15; 16-16 vs. New York, 6/18; 10-10 at Seattle, 6/20; first 1 at Los Angeles, 6/22)

**FEWEST FT MADE****SEASON**

428 in 2000  
449 in 2003

**GAME**

1 at Houston, 7/8/03  
2 at Seattle, 7/22/04  
2 at New York, 7/20/03  
3, five times

# FEVER TEAM RECORDS

## MOST FT ATTEMPTED

**SEASON**  
746 in 2009  
727 in 2015  
720 in 2010  
705 in 2014  
695 in 2011  
**GAME**  
44 vs. Atlanta, 8/7/15  
40 vs. Connecticut, 5/29/14  
40 vs. Minnesota, OT, 8/22/10  
39 vs. Detroit, 5/20/06  
39 vs. Phoenix, OT, 7/1/01

## FEWEST FT ATTEMPTED

**SEASON**  
563 in 2003  
569 in 2000  
**GAME**  
2 at Houston, 7/8/03  
3 at New York, 7/20/03  
4 at Los Angeles, 6/12/03  
4 vs. New York, 6/10/00

## HIGHEST FT PERCENTAGE

**SEASON**  
.822 (613-746) in 2009  
.814 (533-655) in 2012  
.7991 (581-727) in 2015  
.7986 (472-591) in 2001  
.798 (449-563) in 2003  
**GAME**  
**MINIMUM 12 FTA**  
1.000 vs. Seattle (18-18), 6/30/13  
1.000 vs. New York (16-16), 6/18/08  
1.000 vs. Connecticut (15-15), 9/1/15  
1.000 at Detroit (15-15), 8/2/03  
1.000 vs. Detroit (14-14), 7/16/03  
1.000 at Washington (14-14), 7/20/00  
1.000 at Atlanta (12-12), 9/5/12  
1.000 at Detroit (12-12), 8/9/02  
.955 at Phoenix (21-22), 8/14/05  
.955 vs. Minnesota (21-22), 7/8/04  
.952 at San Antonio (20-21), 9/7/12  
.950 at Seattle (19-20), 8/23/12

## LOWEST FT PERCENTAGE

**SEASON**  
.752 (428-569) in 2000  
.75457 (495-656) in 2008  
.75461 (532-705) in 2014  
.760 (452-595) in 2005  
**GAME**  
.286 at Seattle (2-7), 7/22/04  
.300 at New York (3-10), 7/31/05  
.450 at Chicago (9-20), 7/22/14  
.462 at Connecticut (6-13), 5/27/08  
.462 at Minnesota (6-13), 8/6/00

## MOST REBOUNDS

**SEASON**  
1153 in 2007  
1127 in 2008  
1122 in 2009  
1106 in 2010  
**GAME**  
50 at Detroit, OT, 9/4/09  
48 at Connecticut, 7/28/11  
48 vs. Los Angeles, 2OT, 5/29/08  
48 at Connecticut, 5/27/08  
46 vs. Phoenix, 6/15/07  
45 at Phoenix, OT, 6/19/11

## FEWEST REBOUNDS

**SEASON**  
932 in 2000  
935 in 2001  
**GAME**  
15 at Detroit, 8/25/05  
17 vs. Minnesota, 7/26/02  
18 at San Antonio, 7/21/15  
18 at Cleveland, 7/15/00  
19 at New York, 9/19/11  
19 at Detroit, 6/23/01

## MOST OFFENSIVE REBOUNDS

**SEASON**  
396 in 2004  
361 in 2013  
349 in 2008  
**GAME**  
21 vs. Charlotte, 8/20/05  
19 at Los Angeles, 8/18/15  
19 at Detroit, OT, 9/4/09  
19 vs. San Antonio, 9/10/04  
19 at Washington, 7/1/04  
18, four times (last at Phoenix, OT, 6/19/11)

## FEWEST OFFENSIVE REBOUNDS

**SEASON**  
285 in 2000  
286 in 2001  
295 in 2011  
**GAME**  
1 at Detroit, 6/23/01  
1 at Portland, 7/28/00  
2 at Connecticut, 8/15/10  
3, five times (last vs. San Antonio, 7/10/15)

## MOST DEFENSIVE REBOUNDS

**SEASON**  
812 in 2007  
780 in 2009  
779 in 2010  
**GAME**  
37 at Connecticut, 7/28/11  
36 vs. Minnesota, OT, 8/22/10  
35 vs. Tulsa, 7/8/10  
34, four times (last at Connecticut, 8/15/10)

## FEWEST DEFENSIVE REBOUNDS

**SEASON**  
633 in 2002  
647 in 2000  
**GAME**  
9 vs. Washington, 5/15/10  
10 vs. Washington, 7/30/10  
11 at Detroit, 9/5/08  
11 vs. Washington, 8/12/03  
12, six times (last vs. Phoenix, 9/9/12)

## LARGEST REBOUND MARGIN

**GAME**  
+22 at Connecticut (43-21), OT, 7/6/04  
+22 vs. Orlando (43-21), 6/3/00  
+19 vs. New York (42-23), 6/10/07  
+19 at San Antonio (36-17), 6/1/04  
+17 vs. Connecticut (37-20), 8/2/15  
+17 at Phoenix (43-26), 8/8/09  
+17 vs. Seattle (41-24), 6/13/07

## LARGEST REBOUND DEFICIT

**GAME**  
-23 vs. Washington (44-21), 7/30/10  
-19 vs. Chicago (46-27), 6/14/15  
-18 at Atlanta (50-32), 2OT, 6/6/09  
-17 at Detroit (44-27), 6/16/06  
-17 at Detroit (32-15), 8/25/05  
-17 at Los Angeles (41-24), 6/12/03

## MOST ASSISTS

**SEASON**  
567 in 2010  
563 in 2012  
556 in 2011  
555 in 2004  
**GAME**  
27 vs. Detroit, 7/16/04  
26 at Connecticut, 8/15/10  
26 vs. Chicago, 7/15/09  
26 at Chicago, 7/10/09  
26 vs. Washington, 9/4/04  
26 at Washington, OT, 7/29/03  
25 vs. Washington, 8/12/03

## FEWEST ASSISTS

**SEASON**  
447 in 2002  
458 in 2001  
**GAME**  
1 at San Antonio, 8/20/10  
5 at Charlotte, 6/26/04  
5 at Detroit, 8/2/03  
5 at Miami, 6/5/01  
6, four times (last vs. Phoenix, 6/12/15)

## MOST STEALS

**SEASON**  
373 in 2009  
354 in 2006  
336 in 2005  
331 in 2010  
**GAME**  
21 vs. San Antonio, 8/5/06  
20 vs. Detroit, 7/6/03  
19 vs. Connecticut, 7/13/05

## FEWEST STEALS

**SEASON**  
242 in 2001  
261 in 2004  
**GAME**  
0 at New York, 6/2/01  
1 at Connecticut, 8/4/07

## MOST BLOCKED SHOTS

**SEASON**  
171 in 2010  
165 in 2011  
165 in 2008  
146 in 2012  
**GAME**  
15 vs. Los Angeles, 2OT, 5/29/08  
14 at Minnesota, 6/6/10  
13 at Chicago, 5/16/14  
12 at Seattle, 6/17/11  
12 vs. Tulsa, 7/8/10

## FEWEST BLOCKED SHOTS

**SEASON**  
93 in 2006  
97 in 2015  
97 in 2005

## MOST PERSONAL FOULS

**SEASON**  
727 in 2008  
714 in 2014  
708 in 2015  
705 in 2010  
692 in 2009  
**GAME**  
39 at Detroit, 6/18/00  
35 at Houston, 2OT, 5/29/05  
33, three times (last at Minnesota, 6/6/10)

## FEWEST PERSONAL FOULS

**SEASON**  
559 in 2002  
570 in 2012  
600 in 2001  
**GAME**  
5 vs. New York, 8/27/05  
8 vs. New York, 6/10/07  
9 vs. Seattle, 7/5/11  
9 vs. Detroit, 6/1/02

## MOST DISQUALIFICATIONS

**SEASON**  
12 in 2004  
9 in 2000  
**GAME**  
3 at New York (Deanna Jackson, Kelly Miller, Natalie Williams), OT, 9/16/04  
2, six times (last at New York (Tamika Catchings, Ebony Hoffman), 3OT, 6/26/08)

## FEWEST DISQUALIFICATIONS

**SEASON**  
1 in 2012  
3 in 2014, 2013, 2006  
4 in 2011, 2010

## MOST TURNOVERS

**SEASON**  
589 in 2007  
585 in 2008  
551 in 2010  
**GAME**  
29 vs. Washington, 6/3/07  
27 at New York, 6/11/11  
27 at Detroit, 5/21/08  
27 at Detroit, 6/18/00  
26, five times (last at Connecticut, 6/7/14)

## FEWEST TURNOVERS

**SEASON**  
438 in 2002  
451 in 2013  
464 in 2012  
**GAME**  
5 vs. Utah, 7/10/02  
7 vs. Washington, 7/2/15  
7 at New York, 8/30/13  
7 vs. San Antonio, 8/21/13  
7 vs. Washington, 8/12/03  
7 vs. Sacramento, 6/28/02

## FEVER INDIVIDUAL RECORDS

**SEASONS PLAYED****CAREER**

- 15 Tamika Catchings, 2001 to present
- 7 Briann January, 2009 to present
- 7 Ebony Hoffman, 2004-10
- 6 Tully Bevilaqua, 2005-10
- 6 Katie Douglas, 2008-13
- 6 Tammy Sutton-Brown, 2007-12
- 6 Shavonte Zellous, 2010-15
- 5 Jessica Davenport, 2009-13
- 5 Kelly Schumacher, 2001-05
- 4 Niele Ivey, 2001-04
- 4 Erlana Larkins, 2012 to present
- 4 Jeanette Pohlen, 2011-13, 2015 to present, 2015 to present
- 4 Stephanie White, 2000-01, 2003-04
- 4 Tan White, 2005-08

**GAMES PLAYED****CAREER**

- 423 Tamika Catchings, 2001 to present
- 232 Ebony Hoffman, 2004-10
- 197 Tully Bevilaqua, 2005-10
- 196 Briann January, 2009 to present
- 195 Tammy Sutton-Brown, 2007-12
- 177 Shavonte Zellous, 2010-15
- 166 Katie Douglas, 2008-13
- 159 Kelly Schumacher, 2001-05
- 135 Tan White, 2004-08
- 127 Jessica Davenport, 2009-13

**CONSECUTIVE**

- 138 Tamika Catchings, 6/1/02 to 5/30/06
- 116 Tully Bevilaqua, 6/15/05 to 7/19/08
- 114 Tamika Catchings, 7/19/08 to 9/9/11
- 114 Tan White, 5/22/06 to 6/22/08
- 102 Natalie Williams, 5/29/03 to 8/27/05
- 101 Erlana Larkins, 5/19/12 to 8/16/14
- 98 Ebony Hoffman, 8/25/05 to 8/30/08
- 97 Jessica Davenport, 6/3/10 to 9/23/12
- 76 Tully Bevilaqua, 8/28/08 to 8/22/10
- 73 Ebony Hoffman, 9/5/08 to 8/22/10

**GAMES STARTED****CAREER**

- 414 Tamika Catchings, 2001 to present
- 188 Tully Bevilaqua, 2005-10
- 183 Tammy Sutton-Brown, 2007-12
- 166 Katie Douglas, 2008-13
- 156 Ebony Hoffman, 2004-10
- 139 Briann January, 2009 to present
- 102 Natalie Williams, 2003-05
- 96 Shavonte Zellous, 2010-15
- 72 Erlana Larkins, 2012 to present
- 71 Niele Ivey, 2001-04

**CONSECUTIVE**

- 116 Tully Bevilaqua, 6/15/06 to 7/19/08
- 114 Tamika Catchings, 7/19/08 to 9/9/11
- 102 Natalie Williams, 5/29/03 to 8/27/05
- 96 Tamika Catchings, 6/1/02 to 9/4/04
- 69 Erlana Larkins, 9/21/12 to 8/17/14
- 68 Anna DeForge, 5/20/06 to 8/19/07
- 68 Kelly Miller, 5/21/04 to 8/27/05
- 61 Olympia Scott, 6/4/01 to 8/11/02

**SEASON**

- 34 Tully Bevilaqua, 2006-07
- 34 Tamika Catchings, 2003, 2005, 2009-10, 2012
- 34 Marissa Coleman, 2015
- 34 Anna DeForge, 2006-07
- 34 Katie Douglas, 2010
- 34 Ebony Hoffman, 2009
- 34 Erlana Larkins, 2013
- 34 Kelly Miller, 2004-05
- 34 Tammy Sutton-Brown, 2010
- 34 Tamika Whitmore, 2006
- 34 Natalie Williams, 2003-05

**MINUTES PLAYED****CAREER**

- 13542 Tamika Catchings, 2001 to present
- 5224 Katie Douglas, 2008-13
- 5177 Tully Bevilaqua, 2005-10
- 5130 Briann January, 2009 to present
- 5102 Ebony Hoffman, 2004-10
- 4553 Tammy Sutton-Brown, 2007-12
- 3926 Shavonte Zellous, 2010-15
- 3416 Erlana Larkins, 2012 to present
- 3170 Tan White, 2005-08
- 2814 Natalie Williams, 2003-05

**SEASON**

- 1210 Tamika Catchings, 2003
  - 1174 Tamika Catchings, 2005
  - 1167 Tamika Catchings, 2002
  - 1149 Tamika Catchings, 2004
  - 1134 Katie Douglas, 2008
  - 1096 Kelly Miller, 2004
  - 1084 Tamika Catchings, 2009
  - 1071 Tamika Catchings, 2006
  - 1068 Tamika Catchings, 2010
  - 1058 Nikki McCray, 2002
- GAME**
- 50 Tammy Sutton-Brown at New York, 3/0T, 6/26/08
  - 47 Katie Douglas at Atlanta, 2/0T, 6/6/09
  - 46 Tully Bevilaqua at New York, 3/0T, 6/26/08
  - 46 Katie Douglas at New York, 3/0T, 6/26/08
  - 46 Katie Douglas vs. Los Angeles, 2/0T, 5/29/08
  - 46 Tan White vs. Los Angeles, 2/0T, 5/29/08
  - 45 Tamika Catchings at Washington, 2/0T, 6/18/05
  - 45 Tamika Catchings at Washington, OT, 7/29/03
  - 45 Tamika Catchings at Connecticut, 2/0T, 6/26/03
  - 45 Rita Williams vs. Phoenix, OT, 7/1/01

**POINTS****CAREER**

- 6947 Tamika Catchings, 2001 to present
- 2564 Katie Douglas, 2008-13
- 1736 Briann January, 2009 to present
- 1658 Tammy Sutton-Brown, 2007-12
- 1569 Shavonte Zellous, 2010-15
- 1494 Ebony Hoffman, 2004-10
- 1240 Tan White, 2005-08
- 1113 Tully Bevilaqua, 2005-10
- 1057 Natalie Williams, 2003-05
- 907 Jessica Davenport, 2009-13

**SEASON**

- 671 Tamika Catchings, 2003
- 618 Tamika Catchings, 2010
- 594 Tamika Catchings, 2002
- 590 Tamika Catchings, 2012
- 568 Tamika Catchings, 2004
- 547 Katie Douglas, 2009
- 530 Tamika Catchings, 2013
- 529 Katie Douglas, 2012
- 528 Tamika Whitmore, 2006
- 521 Tamika Catchings, 2006

**GAME**

- 34 Katie Douglas vs. Washington, 7/28/09
- 33 Shavonte Zellous vs. Tulsa, OT, 6/25/14
- 32 Tamika Catchings vs. New York, 8/13/11
- 32 Katie Douglas vs. Connecticut, 7/30/09
- 32 Tamika Catchings at New York, 8/22/03
- 32 Tamika Catchings vs. Orlando, 8/7/02
- 32 Tamika Catchings vs. New York, 6/8/02
- 31 Tamika Catchings vs. Connecticut, 6/8/12
- 31 Tamika Catchings vs. New York, 7/10/03
- 31 Olympia Scott vs. Utah, 7/10/02
- 30 seven times (last: Katie Douglas vs. Phoenix, 9/9/12)

**HALF**

- 26 Katie Douglas at New York (2nd), OT, 6/26/09
- 24 Katie Douglas vs. Washington (2nd), 7/28/09
- 23 Katie Douglas vs. Atlanta (1st), 9/11/11
- 22 Tamika Catchings vs. Phoenix (2nd), 5/24/05
- 22 Tamika Catchings vs. Orlando (1st), 8/7/02
- 21 Tamika Catchings at Connecticut (2nd), 9/19/04
- 20 Marissa Coleman vs. San Antonio (2nd), 7/10/15

- 20 Anna DeForge vs. Connecticut (1st), 8/15/07

- 20 Alicia Thompson vs. Orlando (1st), 6/3/00
- 20 Nikki McCray at Portland (2nd), 6/20/02

**QUARTER**

- 16 Katie Douglas vs. Atlanta (2nd), 9/11/11
- 16 Tan White vs. Washington (2nd), 6/3/07
- 15 Tamika Catchings vs. Tulsa (2nd), 7/8/10
- 15 Katie Douglas vs. Washington (3rd), 7/28/09
- 14 Maggie Lucas at New York (1st), 6/19/15
- 14 Tamika Catchings vs. Chicago (4th), 7/17/14
- 14 Tamika Catchings vs. Connecticut (4th), 6/8/12
- 14 Tamika Catchings at Atlanta (2nd), 5/27/12
- 14 Katie Douglas vs. Phoenix (3rd), 6/28/11
- 14 Anna DeForge vs. Connecticut (1st), 8/15/07

**OVERTIME**

- 11 Tan White vs. Los Angeles (2nd), 2/0T, 5/29/08
- 9 Tamika Catchings at New York, OT, 7/18/10
- 8 Tamika Catchings at Chicago, OT, 5/22/10
- 8 Tamika Catchings at New York, OT, 6/13/06

**HIGHEST SCORING AVERAGE****CAREER**

- 16.4 Tamika Catchings, 2001 to present
- 15.4 Katie Douglas, 2008-13
- 13.2 Tamika Whitmore, 2006-07
- 10.4 Natalie Williams, 2003-05
- 10.2 Kelly Miller, 2004-05
- 10.1 Rita Williams, 2000-02

**SEASON**

- 19.7 Tamika Catchings, 2003
- 18.6 Tamika Catchings, 2002
- 18.2 Tamika Catchings, 2010
- 17.7 Tamika Catchings, 2013
- 17.6 Katie Douglas, 2009
- 17.4 Tamika Catchings, 2012
- 16.7 Tamika Catchings, 2004
- 16.6 Tamika Catchings, 2007
- 16.5 Katie Douglas, 2012
- 16.3 Tamika Catchings, 2006

**MOST FG MADE****CAREER**

- 2239 Tamika Catchings, 2001 to present
- 899 Katie Douglas, 2008-13
- 607 Tammy Sutton-Brown, 2007-12
- 581 Ebony Hoffman, 2004-10
- 553 Briann January, 2009 to present
- 521 Shavonte Zellous, 2010-15
- 453 Tan White, 2005-08
- 412 Natalie Williams, 2003-05
- 383 Tully Bevilaqua, 2005-10
- 354 Jessica Davenport, 2009-13

**SEASON**

- 221 Tamika Catchings, 2003
- 207 Tamika Catchings, 2010
- 200 Tamika Catchings, 2012
- 199 Tamika Whitmore, 2006
- 188 Katie Douglas, 2009
- 184 Katie Douglas, 2012
- 184 Tamika Catchings, 2002
- 180 Tamika Catchings, 2004
- 179 Tamika Catchings, 2013
- 176 Natalie Williams, 2003

**GAME**

- 13 Tamika Catchings vs. Orlando, 8/7/02
- 12 Shavonte Zellous vs. Tulsa, OT, 6/25/14
- 12 Katie Douglas vs. Phoenix, 9/9/12
- 12 Tamika Catchings vs. Los Angeles, 7/22/06

**MOST FG ATTEMPTED****CAREER**

- 5407 Tamika Catchings, 2001 to present
- 2152 Katie Douglas, 2008-13
- 1470 Briann January, 2009 to present
- 1418 Ebony Hoffman, 2004-10
- 1306 Shavonte Zellous, 2010-15
- 1284 Tammy Sutton-Brown, 2007-12
- 1235 Tan White, 2005-08
- 956 Tully Bevilaqua, 2005-10
- 904 Natalie Williams, 2003-05
- 770 Tamika Whitmore, 2006-07

**SEASON**

- 512 Tamika Catchings, 2003
- 468 Tamika Catchings, 2004
- 463 Tamika Catchings, 2012
- 459 Katie Douglas, 2009
- 458 Katie Douglas, 2008
- 452 Tamika Catchings, 2013
- 445 Katie Douglas, 2012
- 439 Tamika Catchings, 2002
- 435 Tamika Whitmore, 2006
- 428 Tamika Catchings, 2010

**GAME**

- 27 Katie Douglas at Phoenix, 8/8/09
- 27 Katie Douglas at New York, OT, 6/26/09
- 27 Katie Douglas vs. Los Angeles, 2/0T, 5/29/08
- 24 Tamika Catchings at Houston, 7/31/04
- 23 Tamika Whitmore vs. San Antonio, 8/5/06
- 22 Tamika Catchings at Detroit, 8/9/02

**FG PERCENTAGE****CAREER****MINIMUM 2 YEARS AND 90 FGA**

- .544 Erlana Larkins (306-563), 2012 to present
- .524 Jessica Davenport (354-676), 2009-13
- .473 Tammy Sutton-Brown (607-1284), 2007-12
- .470 Lynetta Kizer (165-351), 2014 to present
- .470 Kelly Schumacher (322-685), 2001-05
- .468 Olympia Scott (235-502), 2001-02, 2006
- .457 Alicia Thompson (246-538), 2000-02
- .456 Natalie Williams (412-904), 2003-05
- .452 Jessica Moore (95-210), 2009-10
- .452 Jurgita Streimikyte (227-502), 2000-01, 2005

**SEASON****MINIMUM 45 FGA**

- .599 Erlana Larkins (124-207), 2014
- .571 Jessica Davenport (96-168), 2010
- .561 Kara Wolters (148-264), 2000
- .550 Natalie Achonwa (88-160), 2015
- .545 Erlana Larkins (131-189), 2013
- .529 Jessica Davenport (145-274), 2011
- .527 Jessica Davenport (29-55), 2009
- .514 Alicia Thompson (131-255), 2000
- .509 Erlana Larkins (55-108), 2012
- .506 Kelly Schumacher (45-89), 2002

**GAME****MINIMUM 6 FGA**

- 1.000 Jessica Davenport (9-9) vs. Chicago, 6/16/12
- 1.000 Jessica Davenport (8-8) at Connecticut, 6/11/10
- 1.000 Natalie Williams (7-7) at Washington, 9/1/04
- 1.000 Kara Wolters (7-7) at Portland, 7/28/00
- .909 Jessica Davenport (10-11) vs. Phoenix, 6/28/11
- .909 Tammy Sutton-Brown (10-11) vs. Chicago, 7/15/09
- .900 Tamika Catchings (9-10) at Connecticut, 6/30/15

**3-POINT FG MADE****CAREER**

- 571 Tamika Catchings, 2001 to present
- 344 Katie Douglas, 2008-13
- 203 Tully Bevilaqua, 2005-10
- 195 Briann January, 2009 to present
- 126 Tan White, 2005-08
- 107 Rita Williams, 2000-02
- 106 Shavonte Zellous, 2010-15
- 92 Stephanie White, 2000-04
- 91 Anna DeForge, 2006-07
- 85 Marissa Coleman, 2014 to present
- 85 Ebony Hoffman, 2004-10
- 85 Niele Ivey, 2001-04
- 85 Jeanette Pohlen, 2011-13, 2015 to present, 2015 to present

**SEASON**

- 80 Katie Douglas, 2012
- 76 Tamika Catchings, 2002
- 74 Tamika Catchings, 2003
- 68 Katie Douglas, 2010
- 66 Katie Douglas, 2011
- 66 Katie Douglas, 2009
- 62 Monica Maxwell, 2000
- 57 Katie Douglas, 2008
- 56 Tamika Catchings, 2004
- 50 Tamika Catchings, 2012



# FEVER INDIVIDUAL RECORDS

<p><b>GAME</b></p> <p>7 Katie Douglas vs. Atlanta, 8/18/12</p> <p>6 Shavonte Zellous vs. Phoenix, 6/8/13</p> <p>6 Tamika Catchings vs. Connecticut, 6/8/12</p> <p>6 Katie Douglas vs. Phoenix, 6/28/11</p> <p>6 Katie Douglas vs. Tulsa, 6/14/11</p> <p>6 Katie Douglas vs. New York, 6/10/11</p> <p>6 Tamika Catchings at New York, 8/17/10</p> <p>6 Katie Douglas at Phoenix, 8/8/09</p> <p>6 Tamika Catchings at Orlando, OT, 7/3/02</p> <p><b>CONSECUTIVE</b></p> <p>7 Briann January, 5/29/14 to 5/31/14 (3-3 vs. Connecticut, 5/29; 4-4 vs. New York, 5/31)</p> <p><b>3-POINT FG ATTEMPTED</b></p> <p><b>CAREER</b></p> <p>1605 Tamika Catchings 2001 to present</p> <p>905 Katie Douglas, 2008-13</p> <p>584 Tully Bevilacqua, 2005-10</p> <p>525 Briann January, 2009 to present</p> <p>416 Tan White, 2005-08</p> <p>337 Shavonte Zellous, 2010-15</p> <p>307 Rita Williams, 2000-02</p> <p>250 Stephanie White, 2000-04</p> <p>243 Ebony Hoffman, 2004-10</p> <p>238 Marissa Coleman, 2014 to present</p> <p><b>SEASON</b></p> <p>193 Tamika Catchings, 2002</p> <p>191 Tamika Catchings, 2003</p> <p>189 Katie Douglas, 2012</p> <p>189 Katie Douglas, 2009</p> <p>176 Katie Douglas, 2008</p> <p>174 Katie Douglas, 2010</p> <p>167 Tamika Catchings, 2004</p> <p>156 Monica Maxwell, 2000</p> <p>150 Katie Douglas, 2011</p> <p>132 Tamika Catchings, 2012</p> <p><b>GAME</b></p> <p>13 Katie Douglas at New York, OT, 6/26/09</p> <p>12 Tamika Catchings at Washington, 8/6/02</p> <p><b>3-POINT FG PERCENTAGE</b></p> <p><b>CAREER</b></p> <p><b>MINIMUM 2 YEARS AND 70 FGA</b></p> <p>.445 Erin Phillips (77-173), 2011-13</p> <p>.425 Jeanette Pohlen (85-200), 2011-13, 2015 to present</p> <p>.380 Katie Douglas (344-905), 2008-13</p> <p>.375 Alicia Thompson (42-112), 2000-02</p> <p>.373 Niele Ivey (85-228), 2001-04</p> <p>.368 Stephanie White (92-250), 2000-04</p> <p>.367 Kelly Miller (83-226), 2004-05</p> <p>.371 Briann January (195-525), 2009 to present</p> <p>.363 Monica Maxwell (74-204), 2000-02</p> <p>.3608 Nadine Malcolm (35-97), 2001-02</p> <p>.3602 Coretta Brown (58-161), 2003-05</p> <p><b>SEASON</b></p> <p><b>MINIMUM 35 FGA</b></p> <p>.479 Erin Phillips (23-48), 2013</p> <p>.468 Jeanette Pohlen (29-62), 2011</p> <p>.456 Ebony Hoffman (26-57), 2008</p> <p>.450 Alicia Thompson (18-40), 2000</p> <p>.448 Tamika Catchings (47-105), 2010</p> <p>.440 Katie Douglas (66-150), 2011</p> <p>.438 Erin Phillips (28-64), 2012</p> <p>.432 Tamika Catchings (38-88), 2008</p> <p>.431 Briann January (25-58), 2015</p> <p>.430 Briann January (46-107), 2012</p> <p><b>GAME</b></p> <p><b>MINIMUM 6 FGA</b></p> <p>1.000 Tamika Catchings (6-6) at Orlando, OT, 7/3/02</p> <p>.857 Shavonte Zellous (6-7) vs. Phoenix, 6/8/13</p> <p>.857 Tamika Catchings (6-7) at New York, 8/17/10</p> <p>.833 Coretta Brown (5-6) at Connecticut, 2OT, 6/26/03</p> <p>.778 Katie Douglas (7-9) vs. Atlanta, 8/18/12</p>	<p><b>MOST FT MADE</b></p> <p><b>CAREER</b></p> <p>1898 Tamika Catchings, 2001 to present</p> <p>444 Tammy Sutton-Brown, 2007-12</p> <p>425 Briann January, 2009 to present</p> <p>422 Katie Douglas, 2008-13</p> <p>421 Shavonte Zellous, 2010-15</p> <p>247 Ebony Hoffman, 2004-10</p> <p>233 Natalie Williams, 2003-05</p> <p>213 Rita Williams, 2000-02</p> <p>208 Tan White, 2005-08</p> <p>197 Jessica Davenport, 2009-13</p> <p><b>SEASON</b></p> <p>165 Tamika Catchings, 2006</p> <p>158 Tamika Catchings, 2009</p> <p>157 Tamika Catchings, 2010</p> <p>155 Tamika Catchings, 2003</p> <p>152 Tamika Catchings, 2005</p> <p>152 Tamika Catchings, 2004</p> <p>150 Tamika Catchings, 2002</p> <p>143 Tamika Catchings, 2011</p> <p>140 Tamika Catchings, 2012</p> <p>136 Tamika Catchings, 2013</p> <p><b>GAME</b></p> <p>17 Tamika Catchings vs. New York, 8/13/11</p> <p>15 Katie Douglas vs. Washington, 7/28/09</p> <p>15 Tamika Catchings vs. Phoenix, 5/24/05</p> <p>14 Briann January at Washington, 7/24/10</p> <p>14 Tamika Catchings at Washington, 7/21/09</p> <p>14 Tamika Catchings at Detroit, 6/16/07</p> <p>14 Tamika Catchings vs. New York, 6/8/02</p> <p>13 Tamika Catchings vs. Connecticut, OT, 7/30/09</p> <p>13 Rita Williams vs. Phoenix, OT, 7/1/01</p> <p><b>CONSECUTIVE</b></p> <p>33 Tamika Catchings, 6/5/10 to 6/17/10 (8-8 vs. New York, 6/5/10; 10-10 at Minnesota, 6/6/10; 4-4 at Connecticut, 6/11/10; 8-8 vs. Connecticut, 6/13/10; 3-3 vs. Seattle, 6/17/10)</p> <p>31 Tamika Catchings, 6/12/09 to 6/27/09 (9-9 vs. Los Angeles, 6/12; 6-6 at Detroit, 6/19; 6-6 vs. Detroit, 6/21; 7-7 at New York, OT, 6/26; first 3 vs. New York, 6/27)</p> <p>29 Nikki McCray, 7/6/02 to 8/3/02 (last 2 vs. Washington, 7/6; 0-0 vs. Cleveland, 7/8; 2-2 vs. Utah, 7/10; 3-3 vs. Miami, 7/12; 0-0 vs. Los Angeles, 7/17; 4-4 vs. New York, 7/19; 6-6 vs. Charlotte, 7/22; 2-2 vs. Minnesota, 7/26; 0-0 at Los Angeles, 7/28; 2-2 at Sacramento, 7/30; 2-2 at Phoenix, 7/31; 6-6 vs. Charlotte, 8/3)</p> <p>27 Briann January, 5/31/14 to 7/8/14 (2-2 vs. New York, 5/31; 2-2 at Connecticut, 6/7; 4-4 vs. Seattle, 6/11; 1-1 at Connecticut, 6/17; 3-3 at Minnesota, 6/22; 4-4 vs. Tulsa, 6/25; 4-4 vs. Phoenix, 6/27; 2-2 at Atlanta, 7/1; 2-2 at Washington, 7/2; 2-2 vs. San Antonio, 7/5; first 1 at Tulsa, 7/8)</p> <p>27 Rita Williams, 6/23/01 to 7/1/01 (last 5 at Detroit, 6/23; 8-8 vs. Portland, 6/27; 6-6 vs. Charlotte, 6/29; first 8 vs. Phoenix, 7/1)</p> <p><b>MOST FT ATTEMPTED</b></p> <p><b>CAREER</b></p> <p>2263 Tamika Catchings, 2001 to present</p> <p>619 Tammy Sutton-Brown, 2007-12</p> <p>544 Shavonte Zellous, 2010-15</p> <p>519 Katie Douglas, 2008-13</p> <p>502 Briann January, 2009 to present</p> <p>334 Natalie Williams, 2003-05</p> <p>296 Ebony Hoffman, 2004-10</p> <p>274 Jessica Davenport, 2009-13</p> <p>272 Rita Williams, 2000-02</p> <p>265 Erlana Larkins, 2012 to present</p>	<p><b>SEASON</b></p> <p>204 Tamika Catchings, 2006</p> <p>193 Tamika Catchings, 2005</p> <p>185 Tamika Catchings, 2010</p> <p>184 Tamika Catchings, 2002</p> <p>183 Tamika Catchings, 2003</p> <p>181 Tamika Catchings, 2009</p> <p>178 Tamika Catchings, 2004</p> <p>162 Tamika Catchings, 2012</p> <p>162 Tamika Catchings, 2011</p> <p>158 Tamika Catchings, 2013</p> <p><b>GAME</b></p> <p>19 Tamika Catchings vs. New York, 8/13/11</p> <p>17 Tamika Catchings vs. Phoenix, 5/24/05</p> <p>16 Katie Douglas vs. Washington, 7/28/09</p> <p>16 Tamika Catchings at Detroit, 6/16/07</p> <p>16 Tamika Catchings vs. New York, 6/8/02</p> <p>15 Tamika Catchings at Seattle, 8/17/13</p> <p>15 Briann January at Washington, 7/24/10</p> <p>14 eight times (last: Tamika Catchings vs. Connecticut, OT, 7/30/09)</p> <p><b>FT PERCENTAGE</b></p> <p><b>CAREER</b></p> <p><b>MINIMUM 2 SEASONS AND 90 FTA</b></p> <p>.860 Kelly Miller (117-136), 2004-05</p> <p>.8469 Anna DeForge (83-98), 2006-07</p> <p>.8466 Briann January (425-502), 2009 to present</p> <p>.839 Tamika Catchings (1898-2263), 2001 to present</p> <p>.834 Ebony Hoffman (247-296), 2004-10</p> <p>.829 Erin Phillips (97-117), 2011-13</p> <p>.828 Nadine Malcolm (82-99), 2001-02</p> <p>.819 Nikki McCray (104-127), 2002-03</p> <p>.816 Stephanie White (182-223), 2000-04</p> <p>.813 Katie Douglas (422-519), 2008-13</p> <p><b>SEASON</b></p> <p><b>MINIMUM 45 FTA</b></p> <p>.938 Stephanie White (45-48), 2003</p> <p>.896 Ebony Hoffman (69-77), 2009</p> <p>.883 Tamika Catchings (143-162), 2011</p> <p>.880 Briann January (66-75), 2014</p> <p>.879 Lynetta Kizer (51-58), 2015</p> <p>.877 Kelly Miller (50-57), 2004</p> <p>.874 Briann January (76-87), 2012</p> <p>.873 Tamika Catchings (158-181), 2009</p> <p>.871 Nadine Malcolm (56-62), 2001</p> <p>.868 Tamika Catchings (125-144), 2015</p> <p><b>GAME</b></p> <p><b>MINIMUM 12 FTA</b></p> <p>1.000 Tamika Catchings (14-14) at Washington, 7/21/09</p> <p>1.000 Tamika Catchings (12-12) at Detroit, 6/2/02</p> <p>.938 Katie Douglas (15-16) vs. Washington, 7/28/09</p> <p>.933 Briann January (14-15) at Washington, 7/24/10</p> <p>.929 Tamika Catchings (13-14) vs. Connecticut, OT, 7/30/09</p> <p>.929 Rita Williams (13-14) vs. Phoenix, OT, 7/1/01</p> <p><b>MOST FT ATTEMPTS, NONE MADE</b></p> <p><b>GAME</b></p> <p>5 La'Tangela Atkinson at Houston, 5/31/06</p> <p>4 Jasmine Hassell at Connecticut, 8/1/13</p> <p>4 Tully Bevilacqua vs. Washington, 7/28/09</p> <p>4 Ales Santos de Oliveira at Detroit, 6/18/00</p>	<p><b>SEASON</b></p> <p>303 Erlana Larkins, 2014</p> <p>276 Tamika Catchings, 2002</p> <p>272 Tamika Catchings, 2003</p> <p>265 Erlana Larkins, 2013</p> <p>264 Tamika Catchings, 2005</p> <p>258 Tamika Catchings, 2012</p> <p>258 Ebony Hoffman, 2008</p> <p>255 Natalie Williams, 2003</p> <p>249 Tamika Catchings, 2004</p> <p>245 Tamika Catchings, 2009</p> <p><b>GAME</b></p> <p>22 Erlana Larkins at Atlanta, OT, 5/25/14</p> <p>17 Erlana Larkins at Atlanta, OT, 9/4/13</p> <p>17 Natalie Williams vs. Charlotte, 8/16/03</p> <p>17 Olympia Scott vs. Houston, 6/5/02</p> <p>16 Erlana Larkins vs. New York, 7/23/13</p> <p>16 Tamika Catchings vs. Charlotte, 8/20/05</p> <p>16 Tamika Catchings vs. Detroit, OT, 6/15/05</p> <p>16 Tamika Catchings at Connecticut, 2OT, 6/26/03</p> <p><b>HIGHEST REBOUNDING AVERAGE</b></p> <p><b>CAREER</b></p> <p><b>MINIMUM 2 YEARS</b></p> <p>7.5 Tamika Catchings, 2001 to present</p> <p>6.6 Erlana Larkins, 2012 to present</p> <p>6.6 Natalie Williams, 2003-05</p> <p>4.9 Tamika Whitmore, 2006-07</p> <p>4.8 Ebony Hoffman, 2004-10</p> <p>4.8 Olympia Scott, 2001-02, 2006</p> <p>4.7 Tammy Sutton-Brown, 2007-12</p> <p><b>SEASON</b></p> <p>9.2 Erlana Larkins, 2014</p> <p>9.0 Tamika Catchings, 2007</p> <p>8.6 Tamika Catchings, 2002</p> <p>8.0 Tamika Catchings, 2003</p> <p>7.82 Ebony Hoffman, 2008</p> <p>7.79 Erlana Larkins, 2013</p> <p>7.77 Tamika Catchings, 2005</p> <p>7.6 Tamika Catchings, 2012</p> <p>7.5 Tamika Catchings, 2006</p> <p>7.5 Natalie Williams, 2003</p> <p><b>OFFENSIVE REBOUNDS</b></p> <p><b>CAREER</b></p> <p>877 Tamika Catchings, 2001 to present</p> <p>375 Ebony Hoffman, 2004-10</p> <p>311 Tammy Sutton-Brown, 2007-12</p> <p>307 Erlana Larkins, 2012 to present</p> <p>276 Natalie Williams, 2003-05</p> <p>160 Katie Douglas, 2008-13</p> <p>143 Kelly Schumacher, 2001-05</p> <p>140 Olympia Scott, 2001-02, 2006</p> <p>127 Jessica Davenport, 2009-13</p> <p>124 Karima Christmas, 2012-14</p> <p>124 Shavonte Zellous, 2010-15</p> <p><b>SEASON</b></p> <p>109 Natalie Williams, 2003</p> <p>104 Erlana Larkins, 2013</p> <p>99 Erlana Larkins, 2014</p> <p>94 Ebony Hoffman, 2008</p> <p>93 Natalie Williams, 2004</p> <p>92 Tamika Catchings, 2002</p> <p>86 Tamika Catchings, 2009</p> <p>82 Tamika Catchings, 2003</p> <p>80 Olympia Scott, 2002</p> <p>79 Tamika Catchings, 2004</p> <p><b>GAME</b></p> <p>10 Erlana Larkins at Atlanta, OT, 9/4/13</p> <p>10 Tamika Catchings vs. Charlotte, 8/20/05</p> <p>9 Tamika Catchings vs. Phoenix, 7/3/04</p> <p>9 Tamika Catchings vs. Washington, 8/12/03</p> <p>9 Olympia Scott vs. Houston, 6/5/02</p>
---	--	---	---

## FEVER INDIVIDUAL RECORDS

**DEFENSIVE REBOUNDS****CAREER**

2276 Tamika Catchings, 2001 to present  
 740 Ebony Hoffman, 2004-10  
 612 Tammy Sutton-Brown, 2007-12  
 497 Erlana Larkins, 2012 to present  
 470 Katie Douglas, 2008-13  
 400 Natalie Williams, 2003-05  
 356 Tully Bevilaqua, 2005-10  
 345 Shavonte Zellous, 2010-15  
 284 Jessica Davenport, 2009-13  
 271 Briann January, 2009 to present

**SEASON**

204 Erlana Larkins, 2014  
 196 Tamika Catchings, 2012  
 195 Tamika Catchings, 2005  
 190 Tamika Catchings, 2003  
 185 Tamika Catchings, 2010  
 184 Tamika Catchings, 2002  
 172 Tamika Catchings, 2006  
 170 Tamika Catchings, 2011  
 170 Tamika Catchings, 2004  
 168 Tamika Catchings, 2013

**GAME**

16 Erlana Larkins at Atlanta, OT, 5/25/14  
 13 Erlana Larkins vs. New York, 7/23/13  
 13 Tamika Catchings vs. Detroit, 6/29/06  
 13 Tamika Catchings at Washington, 2OT, 6/18/05  
 12 Erlana Larkins at Phoenix, 8/2/14  
 12 Tamika Catchings vs. San Antonio, 7/5/12  
 12 Tamika Catchings at Connecticut, 7/17/11  
 12 Tammy Sutton-Brown vs. Connecticut, 7/2/09  
 12 Tamika Whitmore vs. Washington, 7/31/07  
 12 Tamika Catchings vs. Detroit, 5/20/06

**ASSISTS****CAREER**

1422 Tamika Catchings, 2001 to present  
 675 Briann January, 2009 to present  
 470 Katie Douglas, 2008-13  
 467 Tully Bevilaqua, 2005-10  
 296 Shavonte Zellous, 2010-15  
 265 Ebony Hoffman, 2004-10  
 258 Rita Williams, 2000-02  
 251 Tan White, 2005-08  
 225 Stephanie White, 2000-04  
 212 Erlana Larkins, 2012 to present

**SEASON**

143 Tamika Catchings, 2005  
 135 Tamika Catchings, 2010  
 122 Briann January, 2012  
 119 Tamika Catchings, 2006  
 118 Briann January, 2013  
 118 Tamika Catchings, 2002  
 116 Briann January, 2014  
 115 Tamika Catchings, 2011  
 115 Tamika Catchings, 2004  
 114 Tamika Catchings, 2003  
 114 Rita Williams, 2001

**GAME**

11 Tamika Catchings vs. Chicago, 7/8/07  
 11 Coquese Washington vs. Orlando, 8/7/02  
 10 Briann January vs. Tulsa, 6/14/11  
 10 Stephanie White vs. Houston, 7/14/04  
 10 Tamika Catchings at Cleveland, 8/10/03  
 10 Coquese Washington at Washington, 7/24/03  
 10 Rita Williams vs. Detroit, 8/12/01

**HIGHEST ASSISTS PER GAME AVERAGE****CAREER****MINIMUM 2 YEARS**

3.44 Briann January, 2009 to present  
 3.36 Tamika Catchings, 2001 to present  
 3.10 Coquese Washington, 2002-03  
 3.07 Rita Williams, 2000-02  
 2.83 Katie Douglas, 2008-13  
 2.75 Kelly Miller, 2004-05  
 2.37 Tully Bevilaqua, 2005-10  
 2.13 Erin Phillips, 2011-13  
 2.00 Stephanie White, 2000-04

**SEASON**

4.67 Tamika Catchings, 2007  
 4.21 Tamika Catchings, 2005  
 3.97 Tamika Catchings, 2010  
 3.94 Briann January, 2012  
 3.74 Briann January, 2014  
 3.72 Tamika Catchings, 2006  
 3.69 Briann January, 2013  
 3.68 Tamika Catchings, 2002  
 3.56 Rita Williams, 2001

**STEALS****CAREER**

1012 Tamika Catchings, 2001 to present  
 356 Tully Bevilaqua, 2005-10  
 251 Katie Douglas, 2008-13  
 238 Ebony Hoffman, 2004-10  
 226 Briann January, 2009 to present  
 169 Rita Williams, 2000-02  
 166 Erlana Larkins, 2012 to present  
 163 Tammy Sutton-Brown, 2007-12  
 134 Tan White, 2005-08  
 120 Shavonte Zellous, 2010-15

**SEASON**

99 Tamika Catchings, 2009  
 94 Tamika Catchings, 2006  
 94 Tamika Catchings, 2002  
 90 Tamika Catchings, 2005  
 85 Tamika Catchings, 2013  
 77 Tamika Catchings, 2010  
 76 Rita Williams, 2000  
 72 Tamika Catchings, 2003  
 72 Rita Williams, 2001  
 71 Tully Bevilaqua, 2006

**GAME**

9 Tamika Catchings vs. Minnesota, 7/26/02  
 8 Tamika Catchings vs. Connecticut, 7/13/05  
 8 Rita Williams at Miami, OT, 8/10/01

**HIGHEST STEALS PER GAME AVERAGE****CAREER****MINIMUM 2 YEARS**

2.39 Tamika Catchings, 2001 to present  
 2.01 Rita Williams, 2000-02  
 1.81 Tully Bevilaqua, 2005-10  
 1.51 Katie Douglas, 2008-13  
 1.36 Erlana Larkins, 2012 to present  
 1.26 Karima Christmas, 2012-14  
 1.19 Coquese Washington, 2002-03  
 1.16 Natalie Williams, 2003-05  
 1.15 Briann January, 2009 to present

**SEASON**

3.14 Tamika Catchings, 2007  
 2.94 Tamika Catchings, 2006  
 2.94 Tamika Catchings, 2002  
 2.91 Tamika Catchings, 2009  
 2.83 Tamika Catchings, 2013  
 2.65 Tamika Catchings, 2005  
 2.38 Rita Williams, 2000

**BLOCKED SHOTS****CAREER**

375 Tamika Catchings, 2001 to present  
 267 Tammy Sutton-Brown, 2007-12  
 131 Kelly Schumacher, 2001-05  
 112 Jessica Davenport, 2009-13  
 100 Ebony Hoffman, 2004-10  
 91 Shavonte Zellous, 2010-15  
 56 Natalie Williams, 2003-05  
 53 Jurgita Streimikyte, 2000-01, 2005  
 51 Katie Douglas, 2008-13  
 49 Kara Wolters, 2000

**SEASON**

57 Tammy Sutton-Brown, 2008  
 55 Tammy Sutton-Brown, 2010  
 49 Kara Wolters, 2000  
 47 Tammy Sutton-Brown, 2007  
 45 Jessica Davenport, 2011  
 43 Tamika Catchings, 2002  
 41 Tammy Sutton-Brown, 2011  
 40 Tammy Sutton-Brown, 2009  
 38 Tamika Catchings, 2004

**GAME**

6 Natasha Howard at Chicago, 5/16/14  
 6 Jessica Davenport at Seattle, 6/17/11  
 6 Tammy Sutton-Brown at Washington, 7/8/08  
 5 seven times (last: Tammy Sutton-Brown vs. Washington, 9/7/11)

**PERSONAL FOULS****CAREER**

1159 Tamika Catchings, 2001 to present  
 601 Ebony Hoffman, 2004-10  
 498 Tammy Sutton-Brown, 2007-12  
 486 Briann January, 2009 to present  
 461 Shavonte Zellous, 2010-15  
 442 Tully Bevilaqua, 2005-10  
 365 Natalie Williams, 2003-05  
 301 Erlana Larkins, 2012 to present  
 287 Tan White, 2005-08  
 279 Kelly Schumacher, 2001-05

**SEASON**

138 Natalie Williams, 2003  
 127 Olympia Scott, 2002  
 122 Natalie Williams, 2004  
 122 Tamika Catchings, 2003  
 121 Ebony Hoffman, 2008

**DISQUALIFICATIONS****CAREER**

11 Tamika Catchings, 2001 to present  
 9 Ebony Hoffman, 2004-10  
 8 Natalie Williams, 2003-05  
 5 Tammy Sutton-Brown, 2007-12  
 4 Tan White, 2005-08  
 4 Alicia Thompson, 2000-02

**SEASON**

4 Alicia Thompson, 2000  
 3 seven times (last: Tamika Catchings, 2010)

**TURNOVERS****CAREER**

1001 Tamika Catchings, 2001 to present  
 447 Briann January, 2009 to present  
 378 Ebony Hoffman, 2004-10  
 371 Katie Douglas, 2008-13  
 313 Tammy Sutton-Brown, 2007-12  
 302 Tan White, 2005-08  
 281 Tully Bevilaqua, 2005-10  
 244 Shavonte Zellous, 2010-15  
 198 Rita Williams, 2000-02  
 191 Natalie Williams, 2003-05

**SEASON**

102 Tamika Catchings, 2003  
 100 Tan White, 2007  
 100 Rita Williams, 2001  
 99 Katie Douglas, 2008  
 94 Tamika Whitmore, 2006

**GAME**

8 Briann January vs. Phoenix, 6/27/14  
 8 Natalie Williams at Detroit, 6/24/03  
 8 Rita Williams vs. Sacramento, 6/21/00  
 8 Tamika Catchings at Portland, 6/20/02  
 8 Rita Williams at Cleveland, 7/27/01  
 7 14 times (last: Shavonte Zellous vs. Atlanta, OT, 5/17/14)

# FEVER MISCELLANEOUS RECORDS

## MOST CONSECUTIVE GAMES SCORING CAREER

227 Tamika Catchings, 6/1/02 to 7/21/09  
 168 Tamika Catchings, 7/28/09 to 6/16/15  
 166 Katie Douglas, 5/17/08 to 9/15/13  
 113 Briann January, 7/8/10 to 7/22/14  
 79 Erlana Larkins, 6/12/13 to 8/30/15  
 74 Ebony Hoffman, 8/17/07 to 5/29/10  
 68 Marissa Coleman, 5/16/14 to present  
 68 Tamika Whitmore, 5/20/06 to 8/19/07  
 68 Kelly Miller, 5/21/04 to 8/27/05  
 65 Rita Williams, 6/1/00 to 6/1/02  
 61 Tan White, 7/9/06 to 6/22/08  
 57 Tammy Sutton-Brown, 5/21/08 to 9/8/09

## SEASON

34 17 times (last: Marissa Coleman, 2014-15)

## MOST GAMES, 30+ POINTS CAREER

10 Tamika Catchings, 2001 to present  
 4 Katie Douglas, 2008-13  
 1 Nikki McCray, 2002-03  
 1 Olympia Scott, 2001-02  
 1 Shavonte Zellous, 2010-15

## SEASON

3 Tamika Catchings, 2003  
 2 Katie Douglas, 2009  
 2 Tamika Catchings, 2002

## CONSECUTIVE GAMES, 30+ POINTS

2 Katie Douglas, 7/28/09 to 7/30/09

## MOST GAMES, 20+ POINTS CAREER

132 Tamika Catchings, 2001 to present  
 45 Katie Douglas, 2008-13  
 12 Tamika Whitmore, 2006-07  
 8 Shavonte Zellous, 2010-15  
 7 Briann January, 2009 to present  
 7 Tammy Sutton-Brown, 2007-12  
 7 Tan White, 2005-08  
 5 Rita Williams, 2000-02  
 4 Ebony Hoffman, 2004-10  
 4 Natalie Williams, 2003-05  
 4 Nikki McCray, 2002-03

## SEASON

19 Tamika Catchings, 2003  
 17 Tamika Catchings, 2002  
 12 Tamika Catchings, 2010  
 12 Katie Douglas, 2009  
 11 Tamika Catchings, 2013  
 11 Katie Douglas, 2008  
 10 Tamika Whitmore, 2006  
 10 Tamika Catchings, 2005  
 9 Katie Douglas, 2012  
 9 Tamika Catchings, 2006

## CONSECUTIVE

4 Tamika Catchings, 7/8/10 to 7/18/10  
 4 Tamika Catchings, 8/30/08 to 9/8/08  
 4 Katie Douglas, 5/17/08 to 5/29/08  
 4 Tamika Catchings, 8/7/03 to 8/12/03  
 4 Tamika Catchings, 7/24/03 to 8/2/03  
 4 Tamika Catchings, 8/6/02 to 8/11/02  
 3 Tamika Catchings, 8/24/13 to 9/4/13  
 3 Tamika Catchings, 8/9/11 to 8/16/11  
 3 Tamika Catchings, 8/27/09 to 9/2/09  
 3 Katie Douglas, 7/28/09 to 8/2/09  
 3 Tamika Catchings, 7/8/03 to 7/16/03

## THREE PLAYERS, 20+ POINTS, SAME GAME

Tammy Sutton-Brown (26), Katie Douglas (24) and Ebony Hoffman (20), vs. Phoenix, 9/14/08  
 Tamika Catchings (23), Katie Douglas (21) and Tammy Sutton-Brown (21), vs. Atlanta, 8/30/08

## TWO PLAYERS, 20+ POINTS, SAME GAME

37 times, most recent (during 2014):  
 Natasha Howard (21) and Briann January (20), vs. Atlanta, OT, 5/17/14

## CONSECUTIVE GAMES, 10+ POINTS CAREER

37 Tamika Catchings, 6/24/03 to 6/25/04  
 31 Tamika Catchings, 7/28/09 to 6/25/10  
 26 Tamika Catchings, 7/9/06 to 6/16/07  
 23 Tamika Catchings, 6/29/10 to 6/11/11  
 20 Tamika Catchings, 6/27/12 to 9/19/12  
 17 Tamika Catchings, 7/26/05 to 5/26/06  
 17 Natalie Williams, 7/23/03 to 5/23/04  
 15 Shavonte Zellous, 5/24/13 to 7/21/13  
 15 Katie Douglas, 9/14/08 to 7/19/09  
 15 Tamika Catchings, 6/7/02 to 7/10/02

## SEASON

25 Tamika Catchings, 6/24/03 to 8/25/03  
 20 Tamika Catchings, 6/27/12 to 9/19/12  
 20 Tamika Catchings, 6/29/10 to 8/22/10  
 18 Tamika Catchings, 7/28/09 to 9/13/09  
 15 Shavonte Zellous, 5/24/13 to 7/21/13  
 15 Tamika Catchings, 7/9/06 to 8/13/06  
 15 Natalie Williams, 7/23/03 to 8/25/03  
 15 Tamika Catchings, 6/7/02 to 7/10/02  
 14 Tamika Catchings, 6/19/11 to 7/29/11  
 14 Katie Douglas, 6/6/09 to 7/19/09  
 14 Tamika Catchings, 7/26/05 to 8/27/05

## SIX PLAYERS, 10+ POINTS, SAME GAME

Briann January (20), Katie Douglas (17), Erin Phillips (14), Tamika Catchings (13), Shavonte Zellous (13) and Jeanette Pohlen (12), vs. Connecticut, 6/12/12  
 Katie Douglas (20), Jessica Davenport (14), Tamika Catchings (13), Erin Phillips (13), Shyra Ely (10) and Tangela Smith (10), vs. Connecticut, 7/13/11  
 Tamika Catchings (16), Anna DeForge (14), Sheri Sam (14), Tammy Sutton-Brown (13), Tan White (11) and Tully Bevilacqua (10), vs. Chicago, 7/8/07  
 Alicia Thompson (18), Stephanie White (16), Kara Wolters (13), Gordana Grubin (11), Monica Maxwell (11) and Rita Williams (10), vs. Cleveland, 8/4/00

## FIVE PLAYERS, 10+ POINTS, SAME GAME

37 times, most recent (during 2015):  
 Shavonte Zellous (14), Shenise Johnson (13), Natalie Achonwa (10), Marissa Coleman (10) and Lynetta Kizer (10), at Atlanta, 9/11/15  
 Tamika Catchings (14), Natalie Achonwa (11), Maggie Lucas (11), Shenise Johnson (10) and Lynetta Kizer (10), vs. New York, 8/23/15  
 Marissa Coleman (19), Tamika Catchings (18), Shenise Johnson (15), Lynetta Kizer (11) and Briann January (10), vs. Atlanta, 8/7/15  
 Shenise Johnson (16), Briann January (12), Marissa Coleman (11), Tamika Catchings (10) and Erlana Larkins (10), vs. Connecticut, 8/2/15  
 Marissa Coleman (18), Maggie Lucas (17), Natalie Achonwa (12), Tamika Catchings (11) and Lynetta Kizer (10), at Atlanta, 6/16/15  
 Layshia Clarendon (14), Natalie Achonwa (13), Tamika Catchings (13), Shenise Johnson (13) and Lynetta Kizer (13), at New York, 6/9/15

## NO PLAYERS, 10+ POINTS, SAME GAME

at Atlanta, 6/26/12  
 vs. Connecticut, 8/28/08  
 at Los Angeles, 7/9/04

## MOST GAMES, 10+ REBOUNDS CAREER

102 Tamika Catchings, 2001 to present  
 25 Erlana Larkins, 2012 to present  
 19 Ebony Hoffman, 2004-10  
 19 Natalie Williams, 2003-05  
 13 Tammy Sutton-Brown, 2007-12  
 8 Olympia Scott, 2001-02, 2006

## SEASON

14 Erlana Larkins, 2014  
 12 Tamika Catchings, 2002  
 10 Tamika Catchings, 2012  
 10 Ebony Hoffman, 2008  
 10 Tamika Catchings, 2003  
 9 Erlana Larkins, 2013  
 9 Tamika Catchings, 2007  
 9 Tamika Catchings, 2005  
 9 Natalie Williams, 2003

## MOST GAMES, 10+ ASSISTS CAREER

2 Tamika Catchings, 2001 to present  
 2 Coquese Washington, 2002-03  
 1 Briann January, 2009 to present  
 1 Stephanie White, 2000-04  
 1 Rita Williams, 2000-02

## SEASON

1 Briann January, 2011  
 1 Tamika Catchings, 2007  
 1 Stephanie White, 2004  
 1 Tamika Catchings, 2003  
 1 Coquese Washington, 2003  
 1 Coquese Washington, 2002  
 1 Rita Williams, 2001

## TRIPLE-DOUBLES

None

## DOUBLE-DOUBLES CAREER

96 Tamika Catchings, 2001 to present  
 15 Natalie Williams, 2003-05  
 14 Erlana Larkins, 2012 to present  
 10 Tammy Sutton-Brown, 2007-12  
 9 Ebony Hoffman, 2004-10  
 6 Olympia Scott, 2001-02  
 3 Kara Wolters, 2000

## SEASON

12 Tamika Catchings, 2002  
 11 Tamika Catchings, 2003  
 10 Tamika Catchings, 2012  
 9 Erlana Larkins, 2014  
 9 Tamika Catchings, 2005  
 9 Natalie Williams, 2003  
 8 Tamika Catchings, 2010  
 7 Tamika Catchings, 2013  
 7 Tamika Catchings, 2009  
 7 Tamika Catchings, 2007

## CONSECUTIVE

3 Tamika Catchings, 6/13/07 to 6/16/07  
 3 Tamika Catchings, 7/26/05 to 7/31/05  
 3 Natalie Williams, 6/20/03 to 6/24/03  
 3 Tamika Catchings, 8/6/02 to 8/9/02  
 2 19 times (last by Tamika Catchings, 6/12/15 to 6/16/15)

## TWO PLAYERS, DOUBLE-DOUBLES, SAME GAME

Marissa Coleman (15 points, 10 rebounds) and Erlana Larkins (12 points, 11 rebounds), vs. Phoenix, 6/27/14  
 Erlana Larkins (13 points, 12 rebounds) and Tamika Catchings (10 points, 10 rebounds), at Chicago, 9/6/13  
 Tamika Catchings (24 points, 11 rebounds) and Ebony Hoffman (17 points, 14 rebounds), at New York, OT, 6/26/09  
 Tammy Sutton-Brown (19 points, 11 rebounds) and Ebony Hoffman (10 points, 10 rebounds), at Minnesota, 9/9/08  
 Tan White (20 points, 10 rebounds) and Ebony Hoffman (10 points, 11 rebounds), vs. Los Angeles, 5/29/08  
 Tamika Catchings (16 points, 14 rebounds) and Ebony Hoffman (13 points, 13 rebounds), vs. Detroit, 5/20/06  
 Tamika Catchings (18 points, 16 rebounds) and Natalie Williams (11 points, 10 rebounds), vs. Charlotte, 8/20/05  
 Tamika Catchings (20 points, 13 rebounds) and Natalie Williams (14 points, 10 rebounds), vs. Houston, 8/7/03  
 Natalie Williams (24 points, 11 rebounds) and Tamika Catchings (11 points, 10 rebounds), at Sacramento, 6/14/03  
 Tamika Catchings (32 points, 12 rebounds) and Coquese Washington (10 points, 11 assists), vs. Orlando, 8/7/02  
 Tamika Catchings (28 points, 10 rebounds) and Olympia Scott (15 points, 10 rebounds), at Washington, 8/6/02



## FEVER ROOKIE RECORDS

**GAMES PLAYED**

34 Natasha Howard, 2014  
 34 Jeanette Pohlen, 2011  
 34 Tan White, 2005  
 33 Briann January, 2009  
 33 La'Tangela Atkinson, 2006  
 32 Tamika Catchings, 2002  
 32 Niele Ivey, 2001  
 30 Maggie Lucas, 2014  
 30 Layshia Clarendon, 2013  
 30 Ebony Hoffman, 2004  
 30 Coretta Brown, 2003

**GAMES STARTED**

32 Tamika Catchings, 2002  
 26 Niele Ivey, 2001  
 26 Alicia Thompson, 2000  
 23 Nadine Malcolm, 2001  
 17 Natalie Achonwa, 2015  
 15 Natasha Howard, 2014  
 13 Ebony Hoffman, 2004  
 6 Jurgita Streimikyte, 2000

**MINUTES PLAYED****SEASON**

1167 Tamika Catchings, 2002  
 708 Niele Ivey, 2001  
 705 Nadine Malcolm, 2001  
 693 Tan White, 2005  
 683 Briann January, 2009  
 582 Layshia Clarendon, 2013  
 576 Natasha Howard, 2014  
 539 Jeanette Pohlen, 2011  
 522 Coretta Brown, 2003

**GAME**

42 Briann January at Detroit, OT, 9/4/09  
 41 Tamika Catchings at Orlando, OT, 7/3/02  
 41 Niele Ivey vs. Seattle, OT, 6/4/01  
 40:36 Natasha Howard vs. Atlanta, 2OT, 5/17/14  
 40 Coretta Brown at Connecticut, 2OT,  
 6/26/03

**POINTS****SEASON**

594 Tamika Catchings, 2002  
 257 Nadine Malcolm, 2001  
 242 Tan White, 2005  
 237 Natasha Howard, 2014  
 227 Briann January, 2009  
 223 Natalie Achonwa, 2015  
 186 Coretta Brown, 2003

**GAME**

32 Tamika Catchings, vs. Orlando, 8/7/02  
 32 Tamika Catchings vs. New York, 6/8/02  
 28 Tamika Catchings at Washington, 8/6/02  
 27 Tamika Catchings at Detroit, 6/2/02  
 26 Tan White at Seattle, 6/4/05  
 26 Coretta Brown at Connecticut, 2OT,  
 6/26/03  
 25 Nadine Malcolm vs. Minnesota, 6/16/01

**MOST CONSECUTIVE GAMES SCORING**

32 Tamika Catchings, 6/1/02 to 8/13/02  
 30 Tan White, 5/22/05 to 8/18/05  
 28 Natalie Achonwa, 6/5/13 to 9/13/15  
 26 Briann January, 7/2/09 to 9/13/09

**MOST GAMES, 30+ POINTS**

2 Tamika Catchings, 2002

**MOST GAMES, 20+ POINTS**

17 Tamika Catchings, 2002  
 3 Coretta Brown, 2003  
 2 Natasha Howard, 2014  
 2 Tan White, 2005

**CONSECUTIVE**

4 Tamika Catchings, 8/6/02 to 8/11/02  
 2 Coretta Brown, 6/20/03 to 6/21/03

**MOST GAMES, 10+ POINTS**

29 Tamika Catchings, 2002  
 11 Natalie Achonwa, 2015  
 11 Natasha Howard, 2014  
 10 Nadine Malcolm, 2001  
 9 Briann January, 2009

**CONSECUTIVE**

15 Tamika Catchings, 6/7/02 to 7/10/02  
 4 Briann January, 9/2/09 to 9/8/09  
 4 Coretta Brown, 6/14/03 to 6/21/03  
 4 Nadine Malcolm, 6/1/01 to 6/16/01

**DOUBLE-DOUBLES**

12 Tamika Catchings, 2002  
 1 Natasha Howard, 2014

**CONSECUTIVE**

2 Tamika Catchings, 8/6/02 to 8/9/02

**SCORING AVERAGE**

18.6 Tamika Catchings, 2002  
 8.3 Nadine Malcolm, 2001  
 8.0 Natalie Achonwa, 2015  
 7.1 Tan White, 2005  
 7.0 Natasha Howard, 2014  
 6.9 Briann January, 2009

**MOST FG MADE****SEASON**

184 Tamika Catchings, 2002  
 98 Natasha Howard, 2014  
 90 Nadine Malcolm, 2001  
 88 Natalie Achonwa, 2015  
 85 Tan White, 2005

**GAME**

13 Tamika Catchings vs. Orlando, 8/7/02

**MOST FG ATTEMPTED****SEASON**

439 Tamika Catchings, 2002  
 254 Tan White, 2005  
 221 Natasha Howard, 2014  
 212 Nadine Malcolm, 2001  
 192 Briann January, 2009

**GAME**

22 Tamika Catchings at Detroit, 8/9/02

**FG PERCENTAGE****SEASON****MINIMUM 45 FGA**

.550 Natalie Achonwa (88-160), 2015  
 .495 Kelly Schumacher (46-93), 2001  
 .471 Jeanette Pohlen (48-102), 2011  
 .446 Sasha Goodlett (33-74), 2012  
 .443 Natasha Howard (98-221), 2014  
 .437 La'Tangela Atkinson (38-87), 2006

**GAME****MINIMUM 5 FGA**

1.000 Natalie Achonwa (5-5) vs. New York,  
 9/13/15  
 1.000 Khadijah Whittington (5-5) vs. New York,  
 9/11/08  
 .833 Natalie Achonwa (5-6) at Atlanta, 6/16/15  
 .800 seven times (4-5) (last by Natalie Achonwa  
 vs. Seattle, 7/8/15)

**3-POINT FG MADE****SEASON**

76 Tamika Catchings, 2002  
 48 Jeanette Pohlen, 2011  
 36 Coretta Brown, 2003  
 25 Briann January, 2009  
 25 Tan White, 2005  
 25 Niele Ivey, 2001

**GAME**

6 Tamika Catchings at Orlando, OT, 7/3/02  
 5 Jeanette Pohlen at Phoenix, OT, 6/19/11  
 5 Tan White at Seattle, 6/4/05  
 5 Coretta Brown at Connecticut, 2OT,  
 6/26/03  
 5 Tamika Catchings (five times)

**3-POINT FG ATTEMPTED****SEASON**

193 Tamika Catchings, 2002  
 102 Jeanette Pohlen, 2011  
 100 Coretta Brown, 2003  
 87 Briann January, 2009  
 81 Tan White, 2005

**GAME**

12 Tamika Catchings at Washington, 8/6/02  
 10 Coretta Brown at Charlotte, 5/29/03

**3-POINT FG PERCENTAGE****SEASON****MINIMUM 20 FGA**

.468 Jeanette Pohlen (29-62), 2011  
 .411 Nadine Malcolm (23-46), 2001  
 .368 Jené Morris (14-38), 2010  
 .360 Coretta Brown (36-100), 2003  
 .357 Niele Ivey (25-70), 2001

**GAME****MINIMUM 4 FGA**

1.000 Tamika Catchings (6-6) at Orlando, OT,  
 7/3/02  
 1.000 Jeanette Pohlen (5-5) at Phoenix, OT,  
 6/19/11  
 1.000 Nadine Malcolm (4-4) at New York, 7/9/01  
 .833 Coretta Brown (5-6) at Connecticut, 2OT,  
 6/26/03  
 .800 Jené Morris (4-5) at Seattle, 6/25/10

**MOST FT MADE****SEASON**

150 Tamika Catchings, 2002  
 74 Briann January, 2009  
 56 Nadine Malcolm, 2001  
 47 Natalie Achonwa, 2015  
 47 Tan White, 2005  
 46 Danielle McCulley, 2000  
 41 Natasha Howard, 2014

**GAME**

14 Tamika Catchings vs. New York, 6/8/02  
 11 Tan White vs. Detroit, OT, 6/15/05

**MOST FT ATTEMPTED****SEASON**

184 Tamika Catchings, 2002  
 87 Briann January, 2009  
 69 Natasha Howard, 2014  
 63 Natalie Achonwa, 2015  
 63 Danielle McCulley, 2000  
 62 Nadine Malcolm, 2001  
 58 Tan White, 2005

**GAME**

16 Tamika Catchings vs. New York, 6/8/02

**FT PERCENTAGE****SEASON****MINIMUM 45 FTA**

.871 Nadine Malcolm (56-62), 2001  
 .851 Briann January (74-87), 2009  
 .815 Tamika Catchings (150-184), 2002  
 .810 Tan White (47-58), 2005

**GAME****MINIMUM 6 FTA**

1.000 Tamika Catchings (12-12) at Detroit, 6/2/02  
 1.000 Tan White (6-6) at Houston, 2OT, 5/29/05  
 1.000 Tamika Catchings (6-6) vs. Utah, 7/10/02  
 1.000 Tamika Catchings (6-6) at Orlando, 6/11/02  
 1.000 Nadine Malcolm (6-6) at Miami, 6/5/01

**REBOUNDS****SEASON**

276 Tamika Catchings, 2002  
 104 Natasha Howard, 2014  
 97 Natalie Achonwa, 2015  
 91 Nadine Malcolm, 2001  
 87 Ebony Hoffman, 2004

**GAME**

15 Tamika Catchings vs. Charlotte, 8/3/02  
 14 Tamika Catchings vs. New York, 6/8/02  
 13 Tamika Catchings vs. Detroit, 6/1/02  
 12 four times (last: Tamika Catchings at  
 Detroit, 8/9/02)

**MOST GAMES, 10+ REBOUNDS**

12 Tamika Catchings, 2002  
 1 Natasha Howard, 2014

**HIGHEST REBOUNDING AVERAGE**

8.6 Tamika Catchings, 2002  
 3.5 Natalie Achonwa, 2015  
 3.1 Natasha Howard, 2014  
 2.9 Ebony Hoffman, 2004  
 2.9 Nadine Malcolm, 2001

**ASSISTS****SEASON**

118 Tamika Catchings, 2002  
 77 Briann January, 2009  
 70 Niele Ivey, 2001

**GAME**

7 Tamika Catchings (four times)

**HIGHEST ASSISTS PER GAME AVERAGE**

3.7 Tamika Catchings, 2002  
 2.3 Briann January, 2009  
 2.2 Niele Ivey, 2001

**STEALS****SEASON**

94 Tamika Catchings, 2002  
 36 Briann January, 2009  
 33 Niele Ivey, 2001  
 30 Tan White, 2005

**GAME**

9 Tamika Catchings vs. Minnesota, 7/26/02

**BLOCKED SHOTS****SEASON**

43 Tamika Catchings, 2002  
 29 Kelly Schumacher, 2001  
 23 Natasha Howard, 2014

**GAME**

6 Natasha Howard at Chicago, 5/16/14  
 4 Khadijah Whittington vs. Washington,  
 5/17/08  
 4 Tamika Catchings vs. Miami, 8/11/02  
 4 Kelly Schumacher vs. Detroit, 6/22/01

## FEVER TOP SCORING PERFORMANCES

PLAYER	FG-A	3FG-A	FTA	TP
Katie Douglas vs. Washington, 7/28/09.....	9-19	1-7	15-16	34
Shavonte Zellous vs. Tulsa, 6/25/14.....	12-17	2-4	7-8	33
Tamika Catchings vs. New York, 8/13/11.....	7-12	1-4	17-19	32
Katie Douglas vs. Connecticut, 7/30/09.....	10-21	2-6	10-12	32
Tamika Catchings at New York, 8/22/03.....	11-20	4-8	6-6	32
Tamika Catchings vs. Orlando, 8/7/02.....	13-20	5-9	1-1	32
Tamika Catchings vs. New York, 6/8/02.....	7-15	4-7	14-16	32
Tamika Catchings vs. Connecticut, 6/8/12.....	10-15	6-9	5-5	31
Tamika Catchings vs. New York, 7/10/03.....	11-20	5-8	4-6	31
Olympia Scott vs. Utah, 7/10/02.....	11-17	0-0	9-11	31
Katie Douglas vs. Phoenix, 9/9/12.....	12-18	2-6	4-5	30
Katie Douglas vs. Atlanta, 9/11/11.....	11-18	5-8	3-4	30
Tamika Catchings vs. Atlanta, 8/6/10.....	10-20	0-3	10-11	30
Tamika Catchings at New York, 6/13/06.....	10-19	3-5	7-10	30
Tamika Catchings at Connecticut, 9/19/04.....	9-15	2-3	10-12	30
Tamika Catchings at Washington, 7/29/03.....	9-21	5-11	7-7	30
Nikki McCray at Portland, 6/20/02.....	11-13	2-3	6-7	30
Tamika Catchings at New York, 8/10/14.....	11-19	4-5	3-6	29
Shavonte Zellous vs. Phoenix, 6/8/13.....	10-13	6-7	3-4	29
Katie Douglas vs. Atlanta, 8/18/12.....	11-16	7-9	0-0	29
Tamika Catchings vs. Phoenix, 8/13/10.....	10-16	4-6	5-5	29
Katie Douglas at Seattle, 6/25/10.....	9-14	3-5	8-10	29
Anna DeForge vs. Connecticut, 8/15/07.....	11-19	5-9	2-2	29
Tamika Whitmore vs. Charlotte, 6/18/06.....	10-16	1-1	8-8	29
Tamika Catchings at Washington, 7/24/03.....	9-13	4-6	7-8	29
Tamika Catchings vs. Charlotte, 6/17/03.....	8-17	1-5	12-13	29
Monica Maxwell vs. Los Angeles, 6/28/00.....	9-18	4-8	7-8	29
Tamika Catchings vs. Tulsa, 6/28/13.....	9-18	1-3	9-9	28
Katie Douglas at Phoenix, 8/8/10.....	11-17	3-7	3-3	28
Tamika Catchings at Chicago, 5/22/10.....	11-17	1-3	5-8	28
Katie Douglas at Phoenix, 8/8/09.....	8-27	6-11	6-6	28
Tamika Catchings at Washington, 7/21/09.....	6-15	2-4	14-14	28
Katie Douglas at New York, 6/26/09.....	11-27	5-13	1-1	28
Tamika Catchings vs. Phoenix, 5/24/05.....	6-13	1-3	15-17	28
Tamika Catchings at Washington, 8/6/02.....	10-20	5-12	3-5	28
Tamika Catchings vs. Phoenix, 6/12/15.....	9-17	1-1	8-10	27
Tamika Catchings vs. Los Angeles, 7/12/12.....	8-16	1-3	10-10	27
Katie Douglas vs. New York, 6/10/11.....	10-18	6-11	1-2	27
Tamika Catchings at Minnesota, 6/6/10.....	7-9	3-3	10-10	27
Tamika Catchings vs. Phoenix, 9/2/09.....	9-18	3-7	6-7	27
Tamika Catchings vs. Los Angeles, 7/22/06.....	12-20	0-4	3-6	27
Tamika Catchings vs. Charlotte, 6/18/06.....	9-16	4-6	5-6	27
Tamika Catchings at Detroit, 6/2/02.....	7-10	1-3	12-12	27
Tamika Catchings at Connecticut, 6/30/15.....	9-10	4-4	4-4	26
Tamika Catchings at San Antonio, 9/7/12.....	9-16	3-4	5-5	26
Katie Douglas vs. Phoenix, 6/28/11.....	9-15	6-9	2-3	26
Tamika Catchings at San Antonio, 8/16/11.....	9-15	1-3	7-8	26
Tamika Catchings at Connecticut, 8/15/10.....	7-15	2-3	10-10	26
Tammy Sutton-Brown vs. Phoenix, 9/14/08.....	9-13	0-0	8-12	26
Tamika Catchings at Washington, 9/2/08.....	8-17	4-9	6-8	26
Ebony Hoffman at New York, 6/26/08.....	11-19	3-4	1-1	26
Katie Douglas at Detroit, 5/21/08.....	7-11	3-6	9-9	26
Tamika Whitmore at Chicago, 7/21/07.....	11-16	1-3	3-3	26
Tamika Catchings at Detroit, 6/16/07.....	5-10	2-3	14-16	26
Tamika Whitmore vs. San Antonio, 8/5/06.....	11-23	2-6	2-5	26
Anna DeForge at Los Angeles, 7/7/06.....	11-17	4-5	0-0	26
Tamika Whitmore at Phoenix, 6/23/06.....	10-17	0-1	6-6	26
Tamika Catchings vs. Washington, 6/7/06.....	8-15	2-4	8-8	26
Tamika Whitmore at Minnesota, 6/2/06.....	11-19	1-1	3-3	26
Tamika Catchings vs. Houston, 7/7/05.....	10-17	1-4	5-5	26
Tan White at Seattle, 6/4/05.....	10-19	5-9	1-1	26
Tamika Catchings vs. Phoenix, 7/2/03.....	7-18	3-6	9-11	26
Coretta Brown at Connecticut, 6/26/03.....	8-12	5-6	5-6	26




**KATIE DOUGLAS | 34 Points**



**SHAVONTE ZELLOUS | 33 Points**



**TAMIKA CATCHINGS | 32 Points**



**OLYMPIA SCOTT | 31 Points**



**NIKKI MCCRAY | 30 Points**



**ANNA DEFORGE | 29 Points**

# FEVER DOUBLE-DOUBLE PERFORMANCES

## 2015 (8)

Tamika Catchings at Tulsa, 8/30/15 (22 points, 13 rebounds)  
 Tamika Catchings vs. Los Angeles, 8/26/15 (10 points, 10 rebounds)  
 Erlana Larkins vs. Connecticut, 8/2/15 (10 points, 13 rebounds)  
 Tamika Catchings vs. Tulsa, 7/15/15 (11 points, 11 rebounds)  
 Shenise Johnson vs. Washington, 7/2/15 (16 points, 11 rebounds)  
 Tamika Catchings at Connecticut, 6/30/15 (26 points, 10 rebounds)  
 Tamika Catchings at Atlanta, 6/16/15 (11 points, 10 rebounds)  
 Tamika Catchings vs. Phoenix, 6/12/15 (27 points, 13 rebounds)

## 2014 (13)

Erlana Larkins vs. Minnesota, 8/5/14 (13 points, 11 rebounds)  
 Erlana Larkins at Los Angeles, 7/28/14 (10 points, 10 rebounds)  
 Erlana Larkins vs. Atlanta, 7/12/14 (10 points, 11 rebounds)  
 Tamika Catchings at Tulsa, 7/8/14 (23 points, 11 rebounds)  
 Marissa Coleman vs. Phoenix, 6/27/14 (15 points, 10 rebounds)  
 Erlana Larkins vs. Phoenix, 6/27/14 (12 points, 11 rebounds)  
 Erlana Larkins at Chicago, 6/20/14 (13 points, 11 rebounds)  
 Lynetta Kizer at Connecticut, 6/17/14 (13 points, 10 rebounds)  
 Erlana Larkins vs. Seattle, 6/11/14 (17 points, 11 rebounds)  
 Erlana Larkins vs. Connecticut, 5/29/14 (14 points, 10 rebounds)  
 Erlana Larkins at Atlanta, 5/25/14 (13 points, 22 rebounds)  
 Erlana Larkins vs. Atlanta, 5/17/14 (17 points, 13 rebounds)  
 Natasha Howard at Chicago, 5/16/14 (16 points, 10 rebounds)

## 2013 (13)

Tamika Catchings vs. New York, 9/13/13 (23 points, 10 rebounds)  
 Erlana Larkins at Chicago, 9/6/13 (13 points, 12 rebounds)  
 Tamika Catchings at Chicago, 9/6/13 (10 points, 10 rebounds)  
 Erlana Larkins at Atlanta, 9/4/13 (10 points, 17 rebounds)  
 Tamika Catchings at New York, 8/30/13 (22 points, 10 rebounds)  
 Tamika Catchings at Minnesota, 8/24/13 (22 points, 10 rebounds)  
 Erlana Larkins vs. Los Angeles, 8/8/13 (11 points, 13 rebounds)  
 Tamika Catchings vs. Chicago, 8/3/13 (17 points, 10 rebounds)  
 Tamika Catchings at Washington, 7/21/13 (23 points, 10 rebounds)  
 Jessica Breland vs. Seattle, 6/30/13 (10 points, 10 rebounds)  
 Karima Christmas at Atlanta, 6/25/13 (16 points, 10 rebounds)  
 Tamika Catchings vs. Phoenix, 6/8/13 (14 points, 10 rebounds)  
 Erlana Larkins vs. Atlanta, 5/31/13 (10 points, 10 rebounds)

## 2012 (11)

Tamika Catchings vs. Tulsa, 9/23/12 (20 points, 10 rebounds)  
 Tamika Catchings at Minnesota, 9/17/12 (19 points, 10 rebounds)  
 Tamika Catchings vs. Minnesota, 9/14/12 (14 points, 12 rebounds)  
 Tamika Catchings at San Antonio, 9/7/12 (26 points, 11 rebounds)  
 Tamika Catchings vs. Chicago, 9/1/12 (17 points, 10 rebounds)  
 Tamika Catchings at Seattle, 8/23/12 (18 points, 11 rebounds)  
 Tamika Catchings vs. Washington, 8/16/12 (14 points, 14 rebounds)  
 Tamika Catchings vs. San Antonio, 7/5/12 (17 points, 15 rebounds)  
 Tamika Catchings vs. Connecticut, 6/21/12 (13 points, 10 rebounds)  
 Tamika Catchings at Atlanta, 5/27/12 (25 points, 12 rebounds)  
 Jessica Davenport vs. Atlanta, 5/19/12 (18 points, 10 rebounds)

## 2011 (6)

Tamika Catchings vs. Washington, 9/7/11 (17 points, 10 rebounds)  
 Jessica Davenport at Connecticut, 7/28/11 (10 points, 10 rebounds)  
 Tamika Catchings at Connecticut, 7/17/11 (18 points, 15 rebounds)  
 Tamika Catchings vs. Connecticut, 6/25/11 (13 points, 12 rebounds)  
 Tamika Catchings at Phoenix, 6/19/11 (17 points, 15 rebounds)  
 \* Briann January vs. Tulsa, 6/14/11 (12 points, 10 assists)

## 2010 (8)

Tamika Catchings vs. Minnesota, 8/22/10 (17 points, 14 rebounds)  
 Tamika Catchings at Los Angeles, 8/10/10 (11 points, 11 rebounds)  
 Tamika Catchings at Phoenix, 8/8/10 (24 points, 10 rebounds)  
 Tamika Catchings vs. Chicago, 7/27/10 (16 points, 10 rebounds)  
 Tamika Catchings at New York, 7/18/10 (22 points, 10 rebounds)  
 Tamika Catchings vs. Atlanta, 7/16/10 (23 points, 11 rebounds)  
 Tamika Catchings vs. Connecticut, 6/13/10 (18 points, 13 rebounds)  
 Tamika Catchings at Tulsa, 5/29/10 (15 points, 10 rebounds)

## 2009 (14)

Tamika Catchings at Chicago, 9/10/09 (16 points, 10 rebounds)  
 Tamika Catchings at New York, 9/8/09 (17 points, 10 rebounds)  
 Tammy Sutton-Brown vs. Washington, 9/6/09 (13 points, 11 rebounds)  
 Tamika Catchings at Detroit, 9/4/09 (14 points, 13 rebounds)  
 Tamika Catchings vs. Phoenix, 9/2/09 (27 points, 12 rebounds)  
 Ebony Hoffman at Minnesota, 8/13/09 (24 points, 10 rebounds)  
 Katie Douglas at Phoenix, 8/8/09 (28 points, 10 rebounds)  
 Ebony Hoffman vs. Washington, 7/28/09 (10 points, 10 rebounds)  
 Tamika Catchings at Washington, 7/21/09 (28 points, 10 rebounds)  
 Tammy Sutton-Brown vs. Connecticut, 7/2/09 (14 points, 14 rebounds)  
 Tamika Catchings vs. New York, 6/27/09 (13 points, 11 rebounds)  
 Tamika Catchings at New York, 6/26/09 (24 points, 11 rebounds)  
 Ebony Hoffman at New York, 6/26/09 (17 points, 14 rebounds)  
 Tammy Sutton-Brown vs. Seattle, 6/9/09 (10 points, 10 rebounds)

## 2008 (13)

Ebony Hoffman at Minnesota, 9/9/08 (10 points, 10 rebounds)  
 Tammy Sutton-Brown at Minnesota, 9/9/08 (19 points, 11 rebounds)  
 Tamika Catchings at Atlanta, 9/8/08 (20 points, 10 rebounds)  
 Tamika Catchings at Detroit, 9/5/08 (20 points, 10 rebounds)  
 Tammy Sutton-Brown at Chicago, 7/22/08 (14 points, 10 rebounds)  
 Tamika Catchings vs. Atlanta, 7/16/08 (18 points, 12 rebounds)  
 Tammy Sutton-Brown vs. Chicago, 7/2/08 (11 points, 12 rebounds)  
 Tammy Sutton-Brown at New York, 6/26/08 (23 points, 15 rebounds)  
 Ebony Hoffman vs. Sacramento, 6/24/08 (23 points, 13 rebounds)  
 Ebony Hoffman vs. San Antonio, 6/15/08 (10 points, 10 rebounds)  
 Tammy Sutton-Brown at Atlanta, 6/13/08 (16 points, 12 rebounds)  
 Tan White vs. Los Angeles, 5/29/08 (20 points, 10 rebounds)  
 Ebony Hoffman vs. Los Angeles, 5/29/08 (10 points, 11 rebounds)

## 2007 (10)

Tammy Sutton-Brown vs. Connecticut, 8/15/07 (19 points, 10 rebounds)  
 Tamika Whitmore vs. Washington, 7/31/07 (17 points, 15 rebounds)  
 Tamika Catchings vs. Chicago, 7/18/07 (22 points, 13 rebounds)  
 \* Tamika Catchings vs. Chicago, 7/8/07 (16 points, 11 assists)  
 Tamika Catchings at Los Angeles, 7/5/07 (17 points, 11 rebounds)  
 Tamika Catchings at Detroit, 6/16/07 (26 points, 14 rebounds)  
 Tamika Catchings vs. Phoenix, 6/15/07 (17 points, 15 rebounds)  
 Tamika Catchings vs. Seattle, 6/13/07 (14 points, 10 rebounds)  
 Tammy Sutton-Brown vs. New York, 6/10/07 (22 points, 13 rebounds)  
 Tamika Catchings at Washington, 6/8/07 (24 points, 12 rebounds)

## 2006 (7)

Tamika Catchings vs. Connecticut, 8/9/06 (14 points, 12 rebounds)  
 Tamika Catchings vs. Houston, 7/16/06 (11 points, 10 rebounds)  
 Tamika Catchings vs. Detroit, 6/29/06 (17 points, 13 rebounds)  
 Tamika Catchings vs. Charlotte, 6/18/06 (27 points, 13 rebounds)  
 Tamika Catchings vs. Washington, 6/7/06 (26 points, 11 rebounds)  
 Tamika Catchings vs. Detroit, 5/20/06 (16 points, 14 rebounds)  
 Ebony Hoffman vs. Detroit, 5/20/06 (13 points, 13 rebounds)

## 2005 (10)

Tamika Catchings vs. Charlotte, 8/20/05 (18 points, 16 rebounds)  
 Natalie Williams vs. Charlotte, 8/20/05 (11 points, 10 rebounds)  
 Tamika Catchings vs. Connecticut, 8/6/05 (17 points, 13 rebounds)  
 Tamika Catchings at New York, 7/31/05 (10 points, 10 rebounds)  
 Tamika Catchings vs. Washington, 7/29/05 (22 points, 11 rebounds)  
 Tamika Catchings at Connecticut, 7/26/05 (13 points, 10 rebounds)  
 Tamika Catchings at Minnesota, 7/19/05 (12 points, 11 rebounds)  
 Tamika Catchings vs. Detroit, 7/15/05 (20 points, 14 rebounds)  
 Tamika Catchings at Washington, 6/18/05 (20 points, 15 rebounds)  
 Tamika Catchings vs. Detroit, 6/15/05 (20 points, 16 rebounds)

## 2004 (12)

Tamika Catchings at Minnesota, 9/3/04 (12 points, 10 rebounds)  
 Natalie Williams at Washington, 9/1/04 (16 points, 12 rebounds)  
 Tamika Catchings at Houston, 7/31/04 (18 points, 13 rebounds)  
 Tamika Catchings at Seattle, 7/22/04 (15 points, 10 rebounds)  
 \* Stephanie White vs. Houston, 7/14/04 (11 points, 10 assists)  
 Natalie Williams at Connecticut, 7/6/04 (16 points, 15 rebounds)  
 Tamika Catchings vs. Phoenix, 7/3/04 (19 points, 13 rebounds)  
 Natalie Williams at Charlotte, 6/26/04 (11 points, 11 rebounds)  
 Tamika Catchings vs. New York, 6/19/04 (25 points, 12 rebounds)  
 Natalie Williams at New York, 6/11/04 (10 points, 10 rebounds)  
 Deanna Jackson vs. Washington, 5/23/04 (14 points, 12 rebounds)  
 Natalie Williams vs. New York, 5/21/04 (11 points, 12 rebounds)

## 2003 (20)

Natalie Williams vs. Connecticut, 8/25/03 (20 points, 10 rebounds)  
 Natalie Williams vs. Cleveland, 8/23/03 (15 points, 11 rebounds)  
 Tamika Catchings at New York, 8/22/03 (32 points, 14 rebounds)  
 Natalie Williams vs. Charlotte, 8/16/03 (15 points, 17 rebounds)  
 Tamika Catchings vs. Washington, 8/12/03 (20 points, 15 rebounds)  
 \* Tamika Catchings at Cleveland, 8/10/03 (21 points, 10 assists)  
 Tamika Catchings vs. Houston, 8/7/03 (20 points, 13 rebounds)  
 Natalie Williams vs. Houston, 8/7/03 (14 points, 10 rebounds)  
 Tamika Catchings at Connecticut, 8/3/03 (14 points, 11 rebounds)  
 Natalie Williams at Washington, 7/29/03 (21 points, 13 rebounds)  
 Tamika Catchings vs. Detroit, 7/16/03 (22 points, 13 rebounds)  
 Tamika Catchings at Cleveland, 6/29/03 (19 points, 10 rebounds)  
 Tamika Catchings at Connecticut, 6/26/03 (25 points, 16 rebounds)  
 Natalie Williams at Detroit, 6/24/03 (14 points, 11 rebounds)  
 Natalie Williams at Minnesota, 6/21/03 (12 points, 10 rebounds)  
 Natalie Williams vs. Connecticut, 6/20/03 (18 points, 11 rebounds)  
 Tamika Catchings vs. Charlotte, 6/17/03 (29 points, 10 rebounds)  
 Natalie Williams at Sacramento, 6/14/03 (24 points, 11 rebounds)  
 Tamika Catchings at Sacramento, 6/14/03 (11 points, 10 rebounds)  
 Tamika Catchings vs. Washington, 5/31/03 (15 points, 11 rebounds)

## 2002 (16)

Tamika Catchings at Detroit, 8/9/02 (21 points, 12 rebounds)  
 Tamika Catchings vs. Orlando, 8/7/02 (32 points, 12 rebounds)  
 \* Coqueese Washington vs. Orlando, 8/7/02 (10 points, 11 assists)  
 Tamika Catchings at Washington, 8/6/02 (28 points, 10 rebounds)  
 Olympia Scott at Washington, 8/6/02 (15 points, 10 rebounds)  
 Tamika Catchings vs. Charlotte, 8/3/02 (14 points, 15 rebounds)  
 Tamika Catchings at Sacramento, 7/30/02 (24 points, 11 rebounds)  
 Tamika Catchings vs. New York, 7/19/02 (21 points, 12 rebounds)  
 Olympia Scott vs. Los Angeles, 7/17/02 (12 points, 10 rebounds)  
 Olympia Scott vs. Miami, 7/12/02 (14 points, 11 rebounds)  
 Tamika Catchings vs. Cleveland, 7/8/02 (24 points, 10 rebounds)  
 Tamika Catchings vs. Sacramento, 6/28/02 (21 points, 12 rebounds)  
 Tamika Catchings at Utah, 6/18/02 (14 points, 11 rebounds)  
 Tamika Catchings vs. New York, 6/8/02 (32 points, 14 rebounds)  
 Tamika Catchings at Washington, 6/7/02 (15 points, 11 rebounds)  
 Tamika Catchings vs. Detroit, 6/1/02 (23 points, 13 rebounds)

## 2001 (7)

\* Rita Williams vs. Detroit, 8/12/01 (20 points, 10 assists)  
 Jurgita Streimikyte vs. Utah, 7/18/01 (12 points, 11 rebounds)  
 Angie Brazier at Houston, 7/6/01 (10 points, 10 rebounds)  
 Olympia Scott vs. Detroit, 6/22/01 (14 points, 10 rebounds)  
 Olympia Scott vs. Minnesota, 6/16/01 (13 points, 10 rebounds)  
 Olympia Scott at Minnesota, 6/12/01 (12 points, 10 rebounds)  
 Monica Maxwell vs. Seattle, 6/4/01 (11 points, 12 rebounds)

## 2000 (5)

Kara Wolters vs. Detroit, 8/7/00 (14 points, 10 rebounds)  
 Monica Maxwell vs. Charlotte, 7/22/00 (18 points, 10 rebounds)  
 Kara Wolters at Orlando, 7/6/00 (16 points, 10 rebounds)  
 Kara Wolters at Houston, 6/24/00 (18 points, 10 rebounds)  
 Alicia Thompson vs. Orlando, 6/3/00 (22 points, 15 rebounds)

*\* indicates double-double in points and assists*



# OPPONENT TEAM RECORDS

## MOST POINTS SCORED

**SEASON**  
2577 (75.8 per game) in 2015  
2554 (75.1 in 2014)  
2518 (74.1) in 2010  
2510 (73.8) in 2011

**GAME**  
111 at Detroit, 6/18/00  
107 vs. Tulsa, 6/25/14  
106 at Chicago, 8/4/15  
106 vs. Phoenix, 9/2/09  
102 at New York, 3OT, 6/26/08  
98 vs. Chicago, 6/14/15  
96 vs. Minnesota, 6/7/09  
95 at Chicago, 6/5/15  
95 at Connecticut, 9/13/09  
94 at Los Angeles, 8/16/13

**HALF**  
66 at Detroit (2nd), 6/18/00  
60 vs. San Antonio (2nd), 7/5/12  
60 vs. Minnesota (1st), 6/7/09  
58 vs. Tulsa (2nd), OT, 6/25/14  
57 at Chicago (1st), 8/4/15  
56 at Connecticut (2nd), 6/17/14

**QUARTER**  
34 at Connecticut (3rd), 6/17/14  
34 vs. Minnesota (1st), 6/7/09  
32 vs. Atlanta (2nd), 7/12/14  
32 vs. Phoenix (3rd), 9/2/09

**OVERTIME**  
19 at Houston (2nd), 2OT, 5/29/05  
17 at New York, OT, 9/16/04  
16 at New York (1st), 3OT, 6/26/08

## HIGHEST SCORING AVERAGE

**SEASON**  
75.8 (2577 points) in 2015  
75.1 (2554) in 2014  
74.1 (2518) in 2010  
73.8 (2510) in 2011

## FEWEST POINTS SCORED

**SEASON**  
2129 (66.5 per game) in 2002  
2133 (62.7) in 2005

**GAME**  
42 vs. Washington, 9/4/04  
44 at New York, 8/8/06  
45 vs. Washington, 7/6/02  
45 vs. Seattle, 7/14/00

**HALF**  
14 at Washington (1st), 7/8/08  
15 vs. Connecticut (1st), 9/1/15  
16 vs. Washington (2nd), 7/2/15  
16 at Washington (1st), 7/21/13  
17 at San Antonio (1st), 5/23/06

**QUARTER**  
4 vs. Seattle (2nd), 6/13/07  
5 at New York (3rd), 8/8/06  
5 at San Antonio (2nd), 5/23/06

**OVERTIME**  
1 vs. Connecticut, OT, 7/30/09  
4 at New York (2nd), 3OT, 6/26/08  
4 vs. Los Angeles (1st), 2OT, 5/29/08  
4 vs. Detroit, OT, 6/15/05  
4 at Houston (1st), 2OT, 5/29/05

## LOWEST SCORING AVERAGE

**SEASON**  
62.7 (2133 points) in 2005  
66.0 (2245) in 2004

## MOST FG MADE

**SEASON**  
945 in 2015  
925 in 2012  
923 in 2014  
925 in 2011

**GAME**  
43 at Chicago, 8/4/15  
41 vs. Phoenix, 9/2/09  
39 vs. Tulsa, 6/25/14  
38 vs. Chicago, 6/14/15  
37 at Minnesota, 8/24/13

## FEWEST FG MADE

**SEASON**  
775 in 2005  
804 in 2004  
804 in 2002

**GAME**  
12 at Minnesota, 6/6/10  
15 at Charlotte, 7/23/05  
16, five times (last at Chicago, 7/6/10)

## MOST FG ATTEMPTED

**SEASON**  
2192 in 2007  
2182 in 2011  
2154 in 2012

**GAME**  
86 at Phoenix, OT, 6/19/11  
86 vs. Los Angeles, 2OT, 5/29/08  
85 vs. Minnesota, 8/22/10  
85 at New York, 3OT, 6/26/08

**FEWEST FG ATTEMPTED**  
**SEASON**  
1798 in 2005  
1817 in 2002

**GAME**  
41 vs. Charlotte, 8/20/05  
43, three times (last vs. San Antonio, 7/21/05)

## HIGHEST FG PERCENTAGE

**SEASON**  
.4492 (853-1899) in 2001  
.4491 (839-1868) in 2000  
.443 (923-2084) in 2014

**GAME**  
.6324 at Chicago (43-68), 8/4/15  
.6316 at Los Angeles (36-57), 8/16/13  
.6316 vs. Minnesota (36-57), 6/7/09  
.615 at New York (32-52), 6/5/07  
.604 vs. Utah (29-48), 7/10/02

## LOWEST FG PERCENTAGE

**SEASON**  
.402 (881-2192) in 2007  
.416 (885-2128) in 2010  
.419 (891-2127) in 2008

**GAME**  
.207 at Minnesota (12-58), 6/6/10  
.242 vs. San Antonio (16-66), 7/23/03  
.262 at Connecticut (17-65), 5/27/08

## MOST 3-POINT FG MADE

**SEASON**  
181 in 2010  
179 in 2011  
178 in 2012

**GAME**  
12 vs. New York, 8/3/10  
12 at Connecticut, 2OT, 6/26/03  
11 vs. Connecticut, 7/13/11

## FEWEST 3-POINT FG MADE

**SEASON**  
109 in 2000  
121 in 2004  
123 in 2005

## MOST 3-POINT FG ATTEMPTED

**SEASON**  
547 in 2010  
537 in 2012  
534 in 2011

**GAME**  
28 at Phoenix, OT, 6/19/11  
28 at Connecticut, 6/11/10  
27 at New York, OT, 7/18/10  
27 vs. Connecticut, OT, 7/30/09  
27 at Connecticut, 2OT, 6/26/03

## FEWEST 3-POINT FG ATTEMPTED

**SEASON**  
352 in 2004  
358 in 2000

## GAME

2 at Los Angeles, 7/28/14  
2 at Detroit, 7/17/05  
3 vs. Los Angeles, 8/8/13  
3 vs. San Antonio, 9/10/04  
3 at Washington, 7/1/04  
3 vs. Utah, 7/18/01

## HIGHEST 3-POINT FG PERCENTAGE

**SEASON**  
.373 (157-421) in 2003  
.357 (131-367) in 2001  
.344 (121-352) in 2004

**GAME**  
.857 at Connecticut (6-7), 7/26/05  
.833 at Washington (5-6), OT, 7/29/03

## LOWEST 3-POINT FG PERCENTAGE

**SEASON**  
.301 (153-509) in 2015  
.304 (109-358) in 2000  
.305 (125-410) in 2014

## MOST 3-POINT FG ATTEMPTS, NONE MADE

13 at Phoenix (0-13), 8/16/15  
13 at Atlanta (0-13), 7/1/14  
9 vs. Cleveland (0-9), 8/23/03  
8 at Detroit (0-8), 5/21/08

## MOST FT MADE

**SEASON**  
583 in 2014  
567 in 2010  
540 in 2008  
534 in 2015

**GAME**  
40 at Detroit, 6/18/00  
35 at Connecticut, 9/19/04

## FEWEST FT MADE

**SEASON**  
359 in 2002  
412 in 2001  
413 in 2006

**GAME**  
2 at New York, 8/30/12  
2 vs. Seattle, 7/5/11  
2 vs. Connecticut, 8/15/07  
2 vs. New York, 8/27/05

## MOST FT ATTEMPTED

**SEASON**  
745 in 2014  
716 in 2010  
706 in 2008  
695 in 2004

**GAME**  
54 at Detroit, 6/18/00  
43 at Connecticut, 9/19/04

## FEWEST FT ATTEMPTED

**SEASON**  
503 in 2002  
559 in 2006

**GAME**  
2 vs. Connecticut, 8/15/07  
3 at New York, 8/30/12  
4 vs. Seattle, 7/5/11  
4 vs. New York, 8/27/05

## HIGHEST FT PERCENTAGE

**SEASON**  
.793 (490-618) in 2013  
.792 (567-716) in 2010  
.783 (583-745) in 2014  
.782 (534-683) in 2015

**GAME**  
**MINIMUM 12 FTA**  
1.000 vs. Connecticut (13-13), 6/25/11  
1.000 at San Antonio (13-13), 6/1/04  
1.000 at New York (12-12), 6/11/11  
.957 at Chicago (22-23), OT, 5/22/10  
.947 vs. New York (18-19), 9/13/15  
.947 vs. New York (18-19), 6/7/03

## LOWEST FT PERCENTAGE

**SEASON**  
.707 (412-583) in 2001  
.714 (359-503) in 2002

**GAME**  
.357 vs. Tulsa (5-14), 7/8/10  
.385 vs. Portland (5-13), 6/27/01

## MOST REBOUNDS

**SEASON**  
1171 in 2008  
1169 in 2012  
1167 in 2009

**GAME**  
50 at Atlanta, 2OT, 6/6/09  
48 at Chicago, 2OT, 8/7/07  
47 at Atlanta, OT, 9/4/13  
47 vs. Los Angeles, 7/12/12  
47 vs. Sacramento, 8/5/07

## FEWEST REBOUNDS

**SEASON**  
932 in 2002  
954 in 2000

**GAME**  
17 at San Antonio, 6/1/04  
18 at New York, 8/10/14  
18 at Seattle, 6/21/02

## MOST OFFENSIVE REBOUNDS

**SEASON**  
369 in 2007  
359 in 2011  
356 in 2012

**GAME**  
24 vs. Washington, 9/6/09  
23 vs. Los Angeles, 7/12/12  
21 vs. Connecticut, 7/10/14  
21 vs. Detroit, 5/31/08

## FEWEST OFFENSIVE REBOUNDS

**SEASON**  
279 in 2005  
281 in 2004  
287 in 2015

**GAME**  
1 at Minnesota, 6/22/14  
1 at New York, 6/5/07  
1 vs. Los Angeles, 7/22/06  
2 at Tulsa, 8/30/15  
2 vs. Charlotte, 6/5/04  
2 at Houston, 7/8/03

## MOST DEFENSIVE REBOUNDS

**SEASON**  
849 in 2009  
839 in 2013  
833 in 2008

**GAME**  
39 vs. Chicago, 6/14/15  
38 at Atlanta, 2OT, 6/6/09  
37 vs. Los Angeles, 2OT, 5/29/08  
36 at Los Angeles, 6/22/08

## FEWEST DEFENSIVE REBOUNDS

**SEASON**  
633 in 2000  
644 in 2002

**GAME**  
10 at New York, 6/11/11  
10 vs. Washington, 9/4/04  
11 vs. New York, 7/19/02

## MOST ASSISTS

**SEASON**  
585 in 2001  
570 in 2002

**GAME**  
29 at Connecticut, 9/13/09  
29 at Los Angeles, 8/6/01  
28 at Minnesota, 6/2/06

## FEWEST ASSISTS

**SEASON**  
435 in 2005  
475 in 2007  
477 in 2008

## OPPONENT TEAM RECORDS

### GAME

5 vs. Chicago, 8/3/13  
5 vs. Washington, 7/31/07  
5 at New York, 8/8/06  
5 at San Antonio, 8/11/05  
5 at Charlotte, 6/26/04

### MOST STEALS

#### SEASON

294 in 2008  
282 in 2010  
280 in 2007  
GAME  
20 at Detroit, 6/18/00  
17 vs. New York, 6/10/07  
16, four times (last at Atlanta, 6/25/13)

### FEWEST STEALS

#### SEASON

226 in 2002  
227 in 2003  
GAME  
0 at Detroit, 8/11/07  
1 at San Antonio, 7/26/14  
1 at Detroit, 6/16/06  
1 vs. Utah, 7/10/02

### MOST BLOCKED SHOTS

#### SEASON

179 in 2014  
171 in 2013  
170 in 2003  
168 in 2012  
GAME  
13 at Chicago, 8/4/15  
12 vs. Phoenix, 6/27/14  
12 vs. Los Angeles, 2OT, 5/29/08  
11 at Atlanta, 6/26/12  
11 vs. Seattle, 9/13/04

### FEWEST BLOCKED SHOTS

#### SEASON

75 in 2000  
105 in 2006

### MOST PERSONAL FOULS

#### SEASON

703 in 2015  
700 in 2009  
687 in 2010  
685 in 2006  
GAME  
34 vs. Minnesota, OT, 8/22/10  
34 vs. Washington, 6/3/07  
34 vs. Detroit, 5/20/06  
32 vs. Phoenix, OT, 7/1/01

### FEWEST PERSONAL FOULS

#### SEASON

603 in 2004  
604 in 2013  
GAME  
8 at New York, 9/8/09  
10 vs. Connecticut, 6/21/12  
10 at Chicago, 7/10/09  
10 at Los Angeles, 8/4/01  
10 at New York, 7/20/03

### MOST DISQUALIFICATIONS

#### SEASON

9 in 2002  
8 in 2009  
8 in 2006

### FEWEST DISQUALIFICATIONS

#### SEASON

1 in 2011, 2004  
2 in 2008, 2005

### MOST TURNOVERS

#### SEASON

638 in 2009  
617 in 2006  
610 in 2007  
GAME  
28 at Seattle, 7/9/06  
27 vs. Atlanta, 2OT, 5/17/14  
27 at Atlanta, 2OT, 6/6/09  
27 vs. San Antonio, 8/5/06

### FEWEST TURNOVERS

#### SEASON

466 in 2004  
466 in 2001  
470 in 2002  
GAME  
5 at Phoenix, 8/2/14  
5 at Miami, 6/30/02  
6 vs. Phoenix, 6/15/07  
6 at Sacramento, 8/3/01

## OPPONENT INDIVIDUAL RECORDS

### MOST POINTS

40 Cappie Pondexter, at New York, OT, 7/18/10  
35 Maya Moore, at Minnesota, 8/24/13  
34 Candace Parker, vs. Los Angeles, 7/15/14  
34 Chamique Holdscraw, at Washington, 7/24/03  
33 Cappie Pondexter, vs. New York, 7/10/12  
33 Lindsey Harding, vs. Washington, 7/30/10  
32 Skylar Diggins, vs. Tulsa, OT, 6/25/14  
32 Angel McCoughtry, vs. Atlanta, 9/11/11  
32 Diana Taurasi, at Phoenix, OT, 6/19/11  
32 Nykesha Sales, vs. Connecticut, 8/15/07  
32 Deanna Nolan, vs. Detroit, OT, 6/15/05

### MOST FG MADE

15 Maya Moore, at Minnesota, 8/24/13  
14 Cappie Pondexter, at New York, OT, 7/18/10  
13 seven times (last by Tina Charles, vs. Connecticut, 6/12/13)

### MOST FG ATTEMPTED

24 Seimone Augustus, at Minnesota, 6/2/06  
23 eight times (last by Riquna Williams, vs. Tulsa, 7/15/15)

### HIGHEST FG PERCENTAGE

#### MINIMUM 6 FGA

1.000 Michelle Snow (9-9), at Houston, 2OT, 5/29/05  
1.000 Erika de Souza (6-6), vs. Atlanta, 8/10/13  
1.000 Mistie Mims (6-6), vs. Connecticut, 6/8/12  
.909 LaToya Thomas (10-11), at Cleveland, 6/29/03  
.889 Deanna Nolan (8-9), at Detroit, 9/5/08  
.875 Chiney Ogumike (7-8) at Connecticut, 6/17/14  
.875 Nneka Ogumike (7-8), vs. Los Angeles, 8/8/13  
.875 Plenette Pierson (7-8), vs. Phoenix, 5/24/05  
.875 Dawn Staley (7-8), at Charlotte, 8/20/03

### MOST 3-POINT FG MADE

7 Leilani Mitchell, vs. Phoenix, 6/12/15  
6 seven times (last by Ivory Latta, vs. Washington, 6/20/15)

### MOST 3-POINT FG ATTEMPTED

12 Diana Taurasi, at Phoenix, OT, 6/19/11  
11 Diana Taurasi, vs. Phoenix, 6/8/13  
10 seven times (last by Leilani Mitchell, vs. Phoenix, 6/12/15)

### HIGHEST 3-POINT FG PERCENTAGE

#### MINIMUM 5 FGA

1.000 Tan White (5-5), vs. Connecticut, 7/13/11  
.857 Nicole Powell (6-7), vs. New York, 8/3/10  
.833 Sue Bird (5-6), vs. Seattle, 7/5/11  
.833 Leilani Mitchell (5-6), at New York, OT, 7/18/10  
.833 Shanna Crossley (5-6), vs. San Antonio, 8/27/09  
.833 Tina Thompson (5-6), vs. Houston, 6/7/08

### MOST FT MADE

14 Tiffany Hayes, vs. Atlanta, 8/28/15  
14 Angel McCoughtry, vs. Atlanta, 7/16/10  
13 Chamique Holdscraw, at Washington, 7/24/03  
12 Odyssey Sims, at Tulsa, 8/30/15  
12 Skylar Diggins, at Tulsa, 7/8/14  
12 Angel McCoughtry, at Atlanta, OT, 9/4/13  
12 Angel McCoughtry, vs. Atlanta, 9/11/11  
12 Angel McCoughtry, vs. Atlanta, 8/6/10

### MOST FT ATTEMPTED

17 Angel McCoughtry, vs. Atlanta, 7/16/10  
16 Angel McCoughtry, vs. Atlanta, 8/6/10  
16 Chamique Holdscraw, at Washington, 7/1/04  
15 Tiffany Hayes, vs. Atlanta, 8/28/15  
14 Angel McCoughtry, at Atlanta, OT, 9/4/13  
14 Angel McCoughtry, vs. Atlanta, 9/11/11  
14 Tina Thompson, at Houston, 7/31/04  
14 Lisa Leslie, vs. Los Angeles, 7/17/02

### HIGHEST FT PERCENTAGE

#### MINIMUM 10 FTA

1.000 Chamique Holdscraw (13-13), at Washington, 7/24/03  
1.000 Odyssey Sims (12-12) at Tulsa, 8/30/15  
1.000 Lindsay Whalen (11-11), vs. Minnesota, 6/6/15  
1.000 Lauren Jackson (11-11), at Seattle, 6/4/05  
1.000 Angel McCoughtry (10-10), at Atlanta, 8/1/10  
1.000 Sancho Lyttle (10-10), vs. Atlanta, 6/19/10  
1.000 Katie Smith (10-10), vs. Detroit, 7/20/07

### MOST REBOUNDS

21 Sancho Lyttle, vs. Atlanta, 2OT, 5/17/14  
20 Nneka Ogumike, vs. Los Angeles, 7/12/12  
20 Sancho Lyttle, vs. Atlanta, 6/19/10  
20 Candice Dupree, at Chicago, 2OT, 8/7/07  
18 Candice Dupree, at Phoenix, OT, 6/19/11  
18 Sylvia Fowles, at Chicago, 7/6/10  
18 Cheryl Ford, at Detroit, 6/16/06

### MOST OFFENSIVE REBOUNDS

12 Nneka Ogumike, vs. Los Angeles, 7/12/12  
9 Jessica Breland, at Chicago, 6/5/15  
8 Chiney Ogumike, vs. Connecticut, 5/29/14  
8 Candice Dupree, at Phoenix, OT, 6/19/11  
8 Taj McWilliams-Franklin, vs. Connecticut, 8/9/06  
8 Natalie Williams, at Utah, 7/29/00

### MOST DEFENSIVE REBOUNDS

16 Sancho Lyttle, vs. Atlanta, 6/19/10  
14 Sancho Lyttle, vs. Atlanta, 2OT, 5/17/14  
14 Sylvia Fowles, at Chicago, 7/6/10  
14 Ann Wauters, vs. San Antonio, 8/27/09  
14 Candace Parker, vs. Los Angeles, 2OT, 5/29/08  
14 Candice Dupree, at Chicago, 2OT, 8/7/07

### MOST ASSISTS

13 Ticha Penicheiro, at Sacramento, 7/30/02  
12 Teresa Weatherspoon, at New York, 6/30/00

### MOST STEALS

8 Candace Parker, at Los Angeles, 8/18/15  
8 Chamique Holdscraw, at Washington, 7/20/00  
7 Angel McCoughtry, at Atlanta, 6/25/13  
6 six times (last: Kelsey Griffin, at Connecticut, 6/7/14)

### MOST BLOCKED SHOTS

6 Brittney Griner, vs. Phoenix, 6/27/14  
6 Jessica Breland, at Chicago, 5/16/14  
6 Tina Charles, at Connecticut, 6/11/10  
6 Alison Bales, at Atlanta, 5/16/10  
6 Candace Parker, vs. Los Angeles, 2OT, 5/29/08  
6 Tammy Sutton-Brown, vs. Charlotte, 7/28/04  
6 Lisa Leslie, at Los Angeles, 7/19/04  
6 Margo Dydek, at Utah, 7/29/00  
5 14 times (last by Elizabeth Williams, at Connecticut, OT, 7/28/15)

### MOST TURNOVERS

9 Kelly Miller, vs. Phoenix, 7/18/06  
8 six times (last by Cappie Pondexter, vs. New York, 8/13/11)

## OPPONENT TOP SCORING PERFORMANCES

PLAYER	FG-A	3FG-A	FT-A	TP
Cappie Pondexter, at New York, 7/18/10 .....	14-21	5-9	7-8	40
Maya Moore, at Minnesota, 8/24/13 .....	15-21	3-4	2-3	35
Candace Parker, vs. Los Angeles, 7/15/14 .....	12-20	3-4	7-8	34
Chamique Holdscrow, at Washington, 7/24/03 .....	10-16	1-2	13-13	34
Cappie Pondexter, vs. New York, 7/10/12 .....	13-19	2-3	5-5	33
Lindsey Harding, vs. Washington, 7/30/10 .....	11-18	2-3	9-9	33
Skylar Diggins, vs. Tulsa, OT, 6/25/14 .....	9-21	3-5	11-13	32
Angel McCoughtry, at Atlanta, 9/11/11 .....	9-14	2-3	12-14	32
Diana Taurasi, at Phoenix, OT, 6/19/11 .....	10-23	3-12	9-12	32
Nykesha Sales, vs. Connecticut, 8/15/07 .....	13-22	4-8	2-2	32
Deanna Nolan, vs. Detroit, 6/15/05 .....	11-21	1-4	9-9	32
Riquna Williams, vs. Tulsa, 7/15/15 .....	9-23	4-9	9-11	32
Elena Delle Donne, at Chicago, 6/5/15 .....	11-20	0-3	9-10	31
Angel McCoughtry, vs. Atlanta, 8/6/10 .....	9-17	1-4	12-16	31
Janel McCarville, at New York, 6/26/08 .....	13-22	0-0	5-6	31
Seimone Augustus, at Minnesota, 6/2/06 .....	13-24	1-3	4-5	31
Sheryl Swoopes, at Houston, 5/29/05 .....	11-23	1-4	8-12	31
Tina Thompson, at Houston, 7/31/04 .....	8-17	4-4	11-14	31
Odyssey Sims, at Tulsa, 8/30/15 .....	8-15	2-4	12-12	30
Angel McCoughtry, at Atlanta, 9/4/13 .....	9-16	0-3	12-14	30
Tina Charles, vs. Connecticut, 6/12/13 .....	13-17	0-0	4-7	30
Cappie Pondexter, vs. New York, 8/13/11 .....	12-21	2-6	4-6	30
Katie Douglas, vs. Connecticut, 6/22/07 .....	10-18	4-6	6-7	30
Chamique Holdscrow, at Washington, 7/20/00 .....	12-18	0-0	6-8	30
Tari Phillips, at New York, 6/30/00 .....	13-19	1-1	3-4	30



# OPPONENT DOUBLE-DOUBLE PERFORMANCES

## 2015 (11)

LaToya Sanders, at Washington, OT, 9/8/15 (13 points, 12 rebounds)  
 Sylvia Fowles, at Minnesota, 9/4/15 (18 points, 14 rebounds)  
 Rebekkah Brunson, at Minnesota, 9/4/15 (14 points, 11 rebounds)  
 Candace Parker, vs. Los Angeles, 8/26/15 (15 points, 10 rebounds)  
 Candace Parker, at Los Angeles, 8/18/15 (25 points, 10 rebounds)  
 Sophia Young-Malcolm, at San Antonio, 7/21/15 (15 points, 10 rebounds)  
 Emma Meeseman, at Washington, 7/17/15 (14 points, 13 rebounds)  
 LaToya Sanders, at Washington, 7/17/15 (14 points, 10 rebounds)  
 Elena Delle Donne, vs. Chicago, 6/26/15 (14 points, 14 rebounds)  
 Rebekkah Brunson, vs. Minnesota, 6/6/15 (16 points, 10 rebounds)  
 Maya Moore, vs. Minnesota, 6/6/15 (16 points, 10 rebounds)

## 2014 (9)

Tina Charles, vs. New York, 8/14/14 (15 points, 10 rebounds)  
 Sylvia Fowles, at Chicago, 7/22/14 (21 points, 10 rebounds)  
 Sylvia Fowles, vs. Chicago, 7/17/14 (15 points, 11 rebounds)  
 Erika de Souza, vs. Atlanta, 7/12/14 (13 points, 12 rebounds)  
 Erika de Souza, vs. Atlanta, 6/29/14 (12 points, 13 rebounds)  
 Courtney Paris, vs. Tulsa, OT, 6/25/14 (18 points, 11 rebounds)  
 Tina Charles, vs. New York, 5/31/14 (22 points, 14 rebounds)  
 Chiney Ogwumike, vs. Connecticut, 5/29/14 (18 points, 15 rebounds)  
 Sancho Lyttle, vs. Atlanta, 2OT, 5/17/14 (10 points, 21 rebounds)

## 2013 (11)

Mistie Bass, at Connecticut, 9/15/13 (16 points, 12 rebounds)  
 Erika de Souza, at Atlanta, 9/4/13 (17 points, 15 rebounds)  
 \* Diana Taurasi, at Phoenix, 8/14/13 (12 points, 11 assists)  
 Sylvia Fowles, at Chicago, 8/6/13 (14 points, 17 rebounds)  
 Tina Charles, at Connecticut, 8/1/13 (22 points, 12 rebounds)  
 Plenette Pierson, vs. New York, 7/23/13 (14 points, 11 rebounds)  
 Alex Montgometry, vs. New York, 7/23/13 (11 points, 11 rebounds)  
 Glory Johnson, vs. Tulsa, 6/28/13 (11 points, 11 rebounds)  
 Tina Charles, vs. Connecticut, 6/12/13 (30 points, 10 rebounds)  
 DeWanna Bonner, vs. Phoenix, 6/8/13 (24 points, 11 rebounds)  
 Sancho Lyttle, vs. Atlanta, 5/31/13 (11 points, 11 rebounds)

## 2012 (12)

Tina Charles, at Connecticut, 9/19/12 (17 points, 12 rebounds)  
 Sancho Lyttle, at Atlanta, 9/5/12 (10 points, 12 rebounds)  
 Nneka Ogumike, at Los Angeles, 8/21/12 (12 points, 10 rebounds)  
 Nneka Ogumike, vs. Los Angeles, 7/12/12 (22 points, 20 rebounds)  
 Sylvia Fowles, vs. Chicago, 7/7/12 (24 points, 16 rebounds)  
 Sylvia Fowles, at Chicago, 6/27/12 (19 points, 10 rebounds)  
 Courtney Paris, at Tulsa, 6/23/12 (10 points, 11 rebounds)  
 Crystal Langhorne, at Washington, 6/15/12 (22 points, 13 rebounds)  
 Tina Charles, vs. Connecticut, 6/8/12 (12 points, 14 rebounds)  
 Asjha Jones, vs. Connecticut, 6/8/12 (12 points, 12 rebounds)  
 Sylvia Fowles, at Chicago, 5/25/12 (21 points, 10 rebounds)  
 Sancho Lyttle, vs. Atlanta, 5/19/12 (18 points, 10 rebounds)

## 2011 (11)

Alison Bales, vs. Atlanta, 9/11/11 (15 points, 11 rebounds)  
 Crystal Langhorne, vs. Washington, 9/7/11 (18 points, 15 rebounds)  
 Tina Charles, at Connecticut, 9/2/11 (10 points, 16 rebounds)  
 Sancho Lyttle, at Atlanta, 8/30/11 (14 points, 11 rebounds)  
 Sylvia Fowles, at Chicago, 8/7/11 (21 points, 12 rebounds)  
 Tina Charles, at Connecticut, 7/28/11 (13 points, 10 rebounds)  
 Erika de Souza, at Atlanta, 7/19/11 (15 points, 11 rebounds)  
 Tina Charles, at Connecticut, 7/17/11 (18 points, 14 rebounds)  
 Tina Charles, vs. Connecticut, 7/13/11 (15 points, 11 rebounds)  
 Tina Charles, vs. Connecticut, 6/25/11 (12 points, 11 rebounds)  
 Candice Dupree, at Phoenix, OT, 6/19/11 (21 points, 18 rebounds)

## 2010 (13)

Erika de Souza, at Atlanta, 5/16/10 (14 points, 11 rebounds)  
 Sylvia Fowles, at Chicago, 5/22/10 (22 points, 12 rebounds)  
 Rebekkah Brunson, at Minnesota, 6/6/10 (10 points, 12 rebounds)  
 Tina Charles, at Connecticut, 6/11/10 (12 points, 12 rebounds)  
 Sancho Lyttle, vs. Atlanta, 6/19/10 (20 points, 20 rebounds)  
 Sylvia Fowles, at Chicago, 6/27/10 (11 points, 17 rebounds)  
 Crystal Langhorne, at Washington, 6/29/10 (14 points, 10 rebounds)  
 Sylvia Fowles, at Chicago (26 points, 18 rebounds)  
 Crystal Langhorne, at Washington, 7/24/10 (15 points, 13 rebounds)  
 Janel McCarville, vs. New York, 8/3/10 (11 points, 10 rebounds)  
 Tina Thompson, at Los Angeles, 8/10/10 (21 points, 13 rebounds)  
 Tina Charles, at Connecticut, 8/15/10 (18 points, 13 rebounds)  
 Taj McWilliams-Franklin, at New York, 8/17/10 (14 points, 10 rebounds)

## 2009 (12)

Nicole Powell, vs. Sacramento, 8/29/09 (19 points, 11 rebounds)  
 Ann Wauters, vs. San Antonio, 8/27/09 (18 points, 14 rebounds)  
 Rebekkah Brunson, at Sacramento, 8/20/09 (16 points, 10 rebounds)  
 Nicole Powell, at Sacramento, 8/20/09 (14 points, 10 rebounds)  
 Nicky Anosike, at Minnesota, 8/13/09 (14 points, 16 rebounds)  
 Lisa Leslie, at Los Angeles, 8/10/09 (21 points, 11 rebounds)  
 Candice Dupree, vs. Chicago, 8/5/09 (19 points, 13 rebounds)  
 Sandrine Gruda, vs. Connecticut, 7/30/09 (19 points, 10 rebounds)  
 Erika de Souza, vs. Atlanta, 7/17/09 (23 points, 14 rebounds)  
 Candice Dupree, vs. Chicago, 7/15/09 (17 points, 10 rebounds)  
 Lisa Leslie, vs. Los Angeles, 6/12/09 (21 points, 13 rebounds)  
 Erika De Souza, at Atlanta, 6/6/09 (16 points, 17 rebounds)

## 2008 (9)

Rebekkah Brunson, at Sacramento, 7/26/08 (15 points, 10 rebounds)  
 Nicky Anosike, vs. Minnesota, 7/24/08 (11 points, 10 rebounds)  
 Jia Perkins, at Chicago, 7/22/08 (13 points, 10 rebounds)  
 Candice Dupree, vs. Chicago, 7/2/08 (20 points, 13 rebounds)  
 Sancho Lyttle, at Houston, 6/28/08 (15 points, 10 rebounds)  
 Candace Parker, at Los Angeles, 6/22/08 (10 points, 10 rebounds)  
 Ann Wauters, vs. San Antonio, 6/15/08 (19 points, 10 rebounds)  
 Candace Parker, vs. Los Angeles, 5/29/08 (16 points, 16 rebounds)  
 Nakia Sanford, vs. Washington, 5/17/08 (14 points, 11 rebounds)

## 2007 (8)

Deanna Nolan, at Detroit, 8/11/07 (26 points, 10 rebounds)  
 Chasity Melvin, at Chicago, 8/7/07 (26 points, 10 rebounds)  
 Tangela Smith, at Phoenix, 7/29/07 (18 points, 12 rebounds)  
 Lauren Jackson, at Seattle, 7/27/07 (27 points, 10 rebounds)  
 Nakia Sanford, at Washington, 7/1/07 (15 points, 10 rebounds)  
 Delisha Milton-Jones, at Washington, 7/1/07 (10 points, 14 rebounds)  
 Margo Dydek, vs. Connecticut, 6/22/07 (10 points, 10 rebounds)  
 Katie Feenstra, at Detroit, 6/16/07 (14 points, 11 rebounds)

## 2006 (9)

Taj McWilliams-Fran, vs. Connecticut, 8/9/06 (14 points, 14 rebounds)  
 Mistie Williams, vs. Houston, 7/16/06 (11 points, 12 rebounds)  
 Lisa Leslie, at Los Angeles, 7/7/06 (22 points, 15 rebounds)  
 Lindsay Whalen, vs. Connecticut, 7/1/06 (10 points, 10 rebounds)  
 Alana Beard, at Washington, 6/27/06 (24 points, 10 rebounds)  
 Cheryl Ford, at Detroit, 6/16/06 (15 points, 18 rebounds)  
 Tangela Smith, at Charlotte, 6/9/06 (16 points, 11 rebounds)  
 Nicole Ohlde, at Minnesota, 6/2/06 (13 points, 14 rebounds)  
 Sophia Young, at San Antonio, 5/23/06 (12 points, 10 rebounds)

## 2005 (6)

Cheryl Ford, at Detroit, 8/25/05 (14 points, 10 rebounds)  
 Chasity Melvin, vs. Washington, 8/18/05 (20 points, 10 rebounds)  
 Lisa Leslie, at Los Angeles, 8/13/05 (15 points, 11 rebounds)  
 Taj McWilliams-Fran, vs. Connecticut, 8/6/05 (14 points, 12 rebounds)  
 Lauren Jackson, at Seattle, 6/4/05 (24 points, 15 rebounds)  
 Janell Burse, at Seattle, 6/4/05 (15 points, 10 rebounds)

## 2004 (7)

Tina Thompson, at Houston, 7/31/04 (31 points, 10 rebounds)  
 Lisa Leslie, at Los Angeles, 7/19/04 (23 points, 10 rebounds)  
 \* Lindsay Whalen, at Connecticut, 7/6/04 (16 points, 10 assists)  
 Taj McWilliams-Franklin, vs. Connecticut, 6/22/04 (18 points, 14 rebounds)  
 Yolanda Griffith, vs. Sacramento, 6/16/04 (17 points, 13 rebounds)  
 Chamique Holdsclaw, vs. Washington, 5/23/04 (17 points, 10 rebounds)  
 Elena Baranova, vs. New York, 5/21/04 (10 points, 11 rebounds)

## 2003 (9)

Chamique Holdsclaw, at Washington, 7/29/03 (28 points, 15 rebounds)  
 Elena Baranova, vs. New York, 7/10/03 (12 points, 12 rebounds)  
 Cheryl Ford, vs. Detroit, 7/6/03 (10 points, 10 rebounds)  
 Simone Edwards, vs. Seattle, 6/28/03 (14 points, 11 rebounds)  
 \* Sue Bird, vs. Seattle, 6/28/03 (11 points, 11 assists)  
 \* Shannon Johnson, vs. Connecticut, 6/20/03 (16 points, 10 assists)  
 \* Ticha Penicheiro, at Sacramento, 6/14/03 (16 points, 10 assists)  
 Lisa Leslie, at Los Angeles, 6/12/03 (21 points, 13 rebounds)  
 Chamique Holdsclaw, vs. Washington, 5/31/03 (17 points, 12 rebounds)

## 2002 (8)

Penny Taylor, at Cleveland, 8/13/02 (22 points, 10 rebounds)  
 Katie Douglas, vs. Orlando, 8/7/02 (15 points, 12 rebounds)  
 Svetlana Abrosimova, vs. Minnesota, 7/26/02 (11 points, 11 rebounds)  
 Lisa Leslie, vs. Los Angeles, 7/17/02 (14 points, 14 rebounds)  
 Mwadi Mabika, vs. Los Angeles, 7/17/02 (27 points, 10 rebounds)  
 Sheri Sam, vs. Miami, 7/12/02 (15 points, 10 rebounds)  
 Margo Dydek, vs. Utah, 7/10/02 (16 points, 11 rebounds)  
 Margo Dydek, at Utah, 6/18/02 (12 points, 12 rebounds)

## 2001 (7)

Lisa Leslie, at Los Angeles, 8/6/01 (23 points, 13 rebounds)  
 Natalie Williams, at Utah, 8/4/01 (10 points, 10 rebounds)  
 Tari Phillips, at New York, 7/9/01 (20 points, 14 rebounds)  
 Tari Phillips, vs. New York, 7/8/01 (24 points, 13 rebounds)  
 \* Dawn Staley, vs. Charlotte, 6/29/01 (10 points, 10 assists)  
 Tammy Sutton-Brown, vs. Charlotte, 6/29/01 (20 points, 10 rebounds)  
 Tari Phillips, at New York, 6/2/01 (21 points, 12 rebounds)

## 2000 (7)

Chamique Holdsclaw, vs. Washington, 8/3/00 (22 points, 11 rebounds)  
 Natalie Williams, at Utah, 7/29/00 (22 points, 15 rebounds)  
 Tari Phillips, at New York, 6/30/00 (30 points, 12 rebounds)  
 Lisa Leslie, vs. Los Angeles, 6/28/00 (13 points, 13 rebounds)  
 Yolanda Griffith, vs. Sacramento, 6/21/00 (16 points, 16 rebounds)  
 \* Shannon Johnson, vs. Orlando, 6/3/00 (16 points, 10 assists)  
 Marlies Askamp, at Miami, 6/1/00 (13 points, 10 rebounds)

\* indicates double-double in points and assists

# PLAYOFF HISTORY & RECORDS



WATCH ME  
WORK



20TH

2015 EASTERN CONFERENCE CHAMPIONS

JANUARY

JOHNSON CATCHINGS

LARKINS

COLEMAN



TAMIKA CATCHINGS' FINAL SEASON  
#24FOREVER



SINCE 2005: WNBA-RECORD 11 STRAIGHT PLAYOFF BERTHS, 8-TIME EAST FINALIST, 3-TIME WNBA FINALIST, 2012 WNBA CHAMPION

# PLAYOFFS SUMMARY, ANNUAL STATISTICS AND SEEDING

## ALL-TIME PLAYOFF SUMMARY

All-Time Record: .....	35-32 (.522)
Home Record: .....	23-9 (.719)
Road Record: .....	12-23 (.343)
Conference Semifinals .....	19-12 (.613)
Conference Finals .....	9-13 (.409)
WNBA Finals .....	7-7 (.500)
In Elimination Games: .....	16-11 (.593)
Home Record: .....	11-3 (.786)
Road Record: .....	5-8 (.385)
All-Time Series Record: .....	12-11 (.522)
Conference Semifinals .....	8-4 (.667)
Conference Finals .....	3-5 (.375)
WNBA Finals .....	1-2 (.333)

Most Playoff Wins, One Year: .....	7 (2012), 6 (2009, 2015)
Most Playoff Losses, One Year: .....	5 (2015), 4 (2009), 3 (2007, 2011, 2012)
Most Consecutive Series Won, Overall: .....	4 (2012-13)
Most Consecutive Series Won, One Season: .....	3 (2012), 2 (2009, 2015)
Most Consecutive Games Won, Overall: .....	4 (10/19/12 to 9/22/13)
Most Consecutive Games Won, One Season: .....	3 (9/27/15 to 10/4/15; 8/21/14 to 8/30/14; 8/25/07 to 8/31/07)
Most Consecutive Games Won, One Series: .....	2 (12 times; last: 2015 EF, 2015 ESF, 2014 ESF, 2013 ESF, 2012 Finals, 2012 EF, 2012 ESF)
Most Consecutive Series Lost: .....	2 (2005-06, 2007-08, 2009-10)
Most Consecutive Games Lost, Overall: .....	4 (9/8/05 to 8/23/07)
Most Consecutive Games Lost, One Series: .....	2 (nine times; last: 2015 Finals, 2014 EF, 2013 EF, 2011 EF, 2009 Finals, 2007 EF, 2006 ESF)

## ANNUAL TEAM STATISTICS

### OFFENSE

YEAR	G	FG-A	PCT	3FG-A	PCT	FT-A	PCT	OR	DR	TR	AVG	A	PF-D	ST	TO	BS	PTS	AVG
2002	3	75-170	.441	19-54	.352	29-40	.725	34	58	92	30.7	46	52-1	11	46	4	198	66.0
2005	4	83-236	.352	21-46	.457	69-86	.802	50	75	125	31.3	46	87-2	34	36	11	256	64.0
2006	2	53-133	.398	10-31	.323	23-35	.657	25	44	69	34.5	20	54-2	10	32	7	139	69.5
2007	6	161-421	.382	43-120	.358	97-125	.776	56	168	224	37.3	94	112-1	49	78	21	462	77.0
2008	3	71-187	.380	19-65	.292	61-68	.897	22	70	92	30.7	45	66-0	21	51	11	222	74.0
2009	10	292-672	.435	55-176	.313	195-244	.799	89	241	330	33.0	168	208-2	91	150	50	834	83.4
2010	3	75-180	.417	15-44	.341	57-67	.851	27	61	88	29.3	37	54-0	26	38	14	222	74.0
2011	6	160-388	.412	37-104	.356	87-109	.798	73	139	212	35.3	89	112-0	48	104	27	444	74.0
2012	10	281-637	.441	62-176	.352	159-196	.811	110	214	324	32.4	134	170-1	75	146	45	783	78.3
2013	4	105-244	.430	24-67	.358	62-77	.805	38	96	134	33.5	61	84-0	19	57	14	296	74.0
2014	5	129-356	.362	27-89	.303	97-119	.815	70	119	189	37.8	65	105-1	36	51	20	382	76.4
2015	11	306-679	.451	57-158	.361	145-173	.838	96	230	326	29.6	159	186-1	83	154	38	814	74.0

### DEFENSE

YEAR	G	FG-A	PCT	3FG-A	PCT	FT-A	PCT	OR	DR	TR	AVG	A	PF-D	ST	TO	BS	PTS	AVG
2002	3	86-170	.506	12-34	.353	30-42	.714	22	55	77	25.7	59	49-0	21	33	3	214	71.3
2005	4	81-194	.418	16-46	.348	73-93	.785	25	85	110	27.5	48	79-1	17	50	12	251	62.8
2006	2	61-132	.462	6-18	.333	38-56	.679	26	50	76	38.0	37	45-0	10	25	7	166	83.0
2007	6	181-435	.416	37-102	.363	64-93	.688	67	184	251	41.8	108	128-0	29	90	26	463	77.2
2008	3	86-199	.432	16-43	.372	55-60	.917	33	74	107	35.7	43	71-1	25	50	9	243	81.0
2009	10	301-688	.438	65-174	.374	173-210	.824	110	238	348	34.8	144	222-3	71	161	49	840	84.0
2010	3	88-201	.438	17-47	.362	36-43	.837	36	66	102	34.0	44	58-0	16	45	8	229	76.3
2011	6	180-400	.450	32-83	.386	80-116	.690	65	146	211	35.2	99	105-1	60	85	30	472	78.7
2012	10	283-683	.414	50-147	.340	124-150	.827	125	200	325	32.5	137	192-2	79	143	50	740	74.0
2013	4	100-245	.408	8-40	.200	72-90	.800	33	85	118	29.5	53	80-1	35	43	23	280	70.0
2014	5	132-308	.429	24-70	.343	92-111	.829	38	125	163	32.6	75	117-2	25	71	36	380	76.0
2015	11	325-726	.448	46-133	.346	115-145	.793	123	231	354	32.2	194	197-3	72	149	54	811	73.7

## COACHING RECORDS

HEAD COACH	YEARS	APPEARANCES	GMS	W-L	PCT.
Nell Fortner	2001-03	1	3	1-2	.333
Brian Winters	2004-07	3	12	5-7	.417
Lin Dunn	2008-14	7	41	23-18	.561
Stephanie White	2015	1	11	6-5	.545
<b>TOTALS</b>		<b>12</b>	<b>67</b>	<b>35-32</b>	<b>.522</b>

## PLAYOFF SEEDING

PLAYOFF RECORDS WHEN	SINGLE-GAME RECORD	SERIES RECORD
#1 Seed	9-7	3-2
#2 Seed	15-10	6-3
#3 Seed	7-9	2-3
#4 Seed	4-6	1-3
Higher-Seeded Team	16-8	7-2
Same-Seeded Team	2-3	0-1
Lower-Seeded Team	11-16	3-7

## WNBA SEEDS BY SEASON

	EAST 1	EAST 2	EAST 3	EAST 4	WEST 1	WEST 2	WEST 3	WEST 4
2000 – Fever Did Not Advance	NYL	CLE	ORL	WAS	LAS	HOU	SAC	PHO
2001 – Fever Did Not Advance	CLE	NYL	MIA	CHA	LAS	SAC	UTA	HOU
2002 – East No. 4	NYL	CHA	WAS	<b>IND</b>	LAS	HOU	UTA	SEA
2003 – Fever Did Not Advance	DET	CHA	CON	CLE	LAS	HOU	SAC	MIN
2004 – Fever Did Not Advance	CON	NYL	DET	WAS	LAS	SEA	MIN	SAC
2005 – East No. 2	CON	<b>IND</b>	NYL	DET	SAC	SEA	HOU	LAS
2006 – East No. 3	CON	DET	<b>IND</b>	WAS	LAS	SAC	HOU	SEA
2007 – East No. 2	DET	<b>IND</b>	CON	NYL	PHO	SAN	SAC	SEA
2008 – East No. 4	DET	CON	NYL	<b>IND</b>	SAN	SEA	LAS	SAC
2009 – East No. 1	<b>IND</b>	ATL	DET	WAS	PHO	SEA	LAS	SAN
2010 – East No. 3	WAS	NYL	<b>IND</b>	ATL	SEA	PHO	SAN	LAS
2011 – East No. 1	<b>IND</b>	CON	ATL	NYL	MIN	SEA	PHO	SAN
2012 – East No. 2	CON	<b>IND</b>	ATL	NYL	MIN	LAS	SAN	SEA
2013 – East No. 4	CHI	ATL	WAS	<b>IND</b>	MIN	LAS	PHO	SEA
2014 – East No. 2	ATL	<b>IND</b>	WAS	CHI	PHO	MIN	SAN	LAS
2015 – East No. 3	NYL	CHI	<b>IND</b>	WAS	MIN	PHO	TUL	LAS



## PLAYOFFS ATTENDANCE FIGURES

### ATTENDANCE RECORDS

#### LARGEST HOME SEASON TOTAL

73,360 in 2009 (5 games)  
 57,219 in 2012 (5 games)  
 41,543 in 2015 (4 games)  
 32,265 in 2011 (4 games)  
 22,933 in 2007 (3 games)  
 20,838 in 2014 (3 games)

#### LARGEST HOME SEASON AVERAGE

14,672 in 2009 (5 games)  
 11,444 in 2012 (5 games)  
 10,385 in 2015 (4 games)  
 10,198 in 2002 (1 game)  
 8,066 in 2011 (4 games)  
 7,644 in 2007 (3 games)

#### LARGEST HOME ATTENDANCE

18,165 vs. Minnesota (Finals), 10/19/12  
 18,165 vs. Phoenix (Finals), 10/7/09  
 18,165 vs. Phoenix (Finals), 10/4/09  
 18,165 vs. Detroit (EF), 9/26/09  
 16,332 vs. Minnesota (Finals), 10/9/15  
 15,213 vs. Minnesota (Finals), 10/21/12  
 10,582 vs. Minnesota (Finals), 10/11/15  
 10,198 vs. New York (ESF), 8/16/02  
 9,655 vs. Washington (ESF), 9/19/09  
 9,623 vs. Detroit (EF), 8/31/07  
 9,225 vs. Connecticut (EF), 10/8/12  
 9,210 vs. Detroit (EF), 9/25/09

#### LARGEST AWAY ATTENDANCE

18,933 at Minnesota (Finals), 10/14/15  
 17,313 at Phoenix (Finals), 10/9/09  
 16,758 at Phoenix (Finals), 10/1/09  
 16,682 at New York (ESF), 9/1/10  
 14,624 at New York (ESF), 8/26/10  
 14,322 at Minnesota (Finals), 10/14/12  
 13,478 at Minnesota (Finals), 10/17/12  
 12,471 at New York (ESF), 8/20/02  
 12,134 at Minnesota (Finals), 10/6/15  
 11,617 at Phoenix (Finals), 9/29/09  
 11,013 at Minnesota (Finals), 10/4/15  
 10,988 at New York (ESF), 8/18/02



October 7, 2009: A capacity crowd of 18,165 looks on at Bankers Life Fieldhouse during Game 4 of the WNBA Finals between the Fever and Phoenix Mercury. Indiana led the series 2-1 with a chance to win its first WNBA crown before this throng of supporters. Phoenix won the game, 90-77, and captured the title two nights later in Arizona.

## GAME-BY-GAME PLAYOFFS RESULTS

**2002** WNBA EASTERN CONFERENCE SEMIFINALS | #4 INDIANA FEVER vs. #1 NEW YORK LIBERTY

Gm	Date	Site	Result	Series	IND Points	IND Rebounds	IND Assists	OPP Points	Attend.
1	8/16/02	at IND	W, 73-55	1-0	Catchings 29	Richardson 14	McCray 5	Whitmore 18	10,198
2	8/18/02	at NY	L, 65-84	1-1	Catchings 20	Catchings 14	Washington 5	Whitmore 24	10,988
3	8/20/02	at NY	L, 60-75	1-2	McCray 14	Richardson 9	Washington 7	Johnson 19	12,471

**2005** WNBA EASTERN CONFERENCE SEMIFINALS | #2 INDIANA FEVER vs. #3 NEW YORK LIBERTY

Gm	Date	Site	Result	Series	IND Points	IND Rebounds	IND Assists	OPP Points	Attend.
1	8/30/05	at NY	W, 63-51	1-0	Catchings 19	Catchings 12	Miller 3	Johnson 17	7,729
2	9/1/05	at IND	W, 58-50	2-0	Catchings 19	Catchings 12	Streimikyte 4	Hammon 14	5,085

**2005** WNBA EASTERN CONFERENCE FINALS | #2 INDIANA FEVER vs. #1 CONNECTICUT SUN

Gm	Date	Site	Result	Series	IND Points	IND Rebounds	IND Assists	OPP Points	Attend.
1	9/8/05	at IND	L, 68-73	0-1	Miller 14	Catchings 8	Bevilaqua 4	McW-Franklin 24	8,777
2	9/10/05	at CON	L, 67-77 (ot)	0-2	Catchings 21	Williams 11	Catchings 5	McW-Franklin 15	7,588

**2006** WNBA EASTERN CONFERENCE SEMIFINALS | #3 INDIANA FEVER vs. #2 DETROIT SHOCK

Gm	Date	Site	Result	Series	IND Points	IND Rebounds	IND Assists	OPP Points	Attend.
1	8/17/06	at IND	L, 56-68	0-1	Catchings 17	Atkinson 11	Catchings 5	Nolan 18	7,261
2	8/19/06	at DET	L, 83-98	0-2	Whitmore 41	Whitmore 10	DeForge 3	Ford 23	8,830

**2007** WNBA EASTERN CONFERENCE SEMIFINALS | #2 INDIANA FEVER vs. #3 CONNECTICUT SUN

Gm	Date	Site	Result	Series	IND Points	IND Rebounds	IND Assists	OPP Points	Attend.
1	8/23/07	at CON	L, 88-93 (3ot)	0-1	DeForge 31	Catchings 20	Catchings 7	Sales 25	7,271
2	8/25/07	at IND	W, 78-59	1-1	DeForge 26	Catchings 13	White/Whitmore 4	Douglas 11	7,298
3	8/27/07	at IND	W, 93-88 (ot)	2-1	Catchings 30	Catchings 13	Catchings 6	Douglas 27	6,012

**2007** WNBA EASTERN CONFERENCE FINALS | #2 INDIANA FEVER vs. #1 DETROIT SHOCK

Gm	Date	Site	Result	Series	IND Points	IND Rebounds	IND Assists	OPP Points	Attend.
1	8/31/07	at IND	W, 75-65	1-0	Catchings 22	Catchings 11	Bevilaqua 4	Pierson 19	9,623
2	9/2/07	at DET	L, 63-77	1-1	DeForge 13	three with 4	Whitmore 4	Nolan 24	10,153
3	9/3/07	at DET	L, 65-81	1-2	Sutton-Brown 17	Sam/Sutton-Brown 10	Sam, Whitmore 4	Nolan 30	9,856

**2008** WNBA EASTERN CONFERENCE SEMIFINALS | #4 INDIANA FEVER vs. #1 DETROIT SHOCK

Gm	Date	Site	Result	Series	IND Points	IND Rebounds	IND Assists	OPP Points	Attend.
1	9/18/08	at IND	L, 72-81	0-1	Catchings/Hoffman 19	Sutton-Brown 6	Catchings 7	Nolan 22	7,613
2	9/21/08	at DET	W, 89-82 (ot)	1-1	Catchings 27	Hoffman 12	Bevilaqua 5	Nolan/Pierson 16	8,219
3	9/23/08	at DET	L, 61-80	1-2	Sutton-Brown 20	Hoffman 10	Catchings 8	Nolan 21	8,296

**2009** WNBA EASTERN CONFERENCE SEMIFINALS | #1 INDIANA FEVER vs. #4 WASHINGTON MYSTICS

Gm	Date	Site	Result	Series	IND Points	IND Rebounds	IND Assists	OPP Points	Attend.
1	9/17/09	<sup>1</sup> at WAS	W, 88-79	1-0	Catchings 26	Catchings 12	three with 3	Langhorne 18	6,332
2	9/19/09	at IND	W, 81-74 (ot)	2-0	Catchings 24	Catchings 16	Catchings/Douglas 5	Langhorne 15	9,655

**2009** WNBA EASTERN CONFERENCE FINALS | #1 INDIANA FEVER vs. #3 DETROIT SHOCK

Gm	Date	Site	Result	Series	IND Points	IND Rebounds	IND Assists	OPP Points	Attend.
1	9/23/09	at DET	L, 56-72	0-1	Douglas 16	Catchings 11	Bevilaqua/Douglas 5	Zellous 23	7,214
2	9/25/09	at IND	W, 79-75	1-1	Catchings 22	Catchings 9	Catchings 5	Nolan 23	9,210
3	9/26/09	at IND	W, 72-67	2-1	Sutton-Brown 17	Catchings 8	Catchings 5	Nolan 16	18,165

**2009** WNBA FINALS | #1 INDIANA FEVER vs. #1 PHOENIX MERCURY

Gm	Date	Site	Result	Series	IND Points	IND Rebounds	IND Assists	OPP Points	Attend.
1	9/29/09	at PHO	L, 116-120 (ot)	0-1	Douglas 30	Hoffman 8	January 7	Pondexter/Taylor 23	11,617
2	10/1/09	at PHO	W, 93-84	1-1	Catchings 19	Catchings 9	Catchings 11	Taurasi 20	16,758
3	10/4/09	at IND	W, 86-85	2-1	Hoffman 18	Catchings 12	Catchings/Douglas 7	Pondexter 23	18,165
4	10/7/09	at IND	L, 77-90	2-2	Catchings 24	Catchings 12	Catchings/Douglas 4	Pondexter 22	18,165
5	10/9/09	at PHO	L, 86-94	2-3	Sutton-Brown 22	Catchings 9	Douglas 9	Taurasi 26	17,313

**2010** WNBA EASTERN CONFERENCE SEMIFINALS | #3 INDIANA FEVER vs. #2 NEW YORK LIBERTY

Gm	Date	Site	Result	Series	IND Points	IND Rebounds	IND Assists	OPP Points	Attend.
1	8/26/10	at NY	L, 73-85	0-1	Catchings 18	Davenport 8	Catchings 6	Pondexter 28	14,624
2	8/29/10	at IND	W, 75-67	1-1	Catchings 17	Catchings 13	Douglas 5	Pondexter 24	7,535
3	9/1/10	at NY	L, 74-77	1-2	Douglas 24	Catchings 6	Douglas 4	Pondexter 30	16,682

**2011** WNBA EASTERN CONFERENCE SEMIFINALS | #1 INDIANA FEVER vs. #4 NEW YORK LIBERTY

Gm	Date	Site	Result	Series	IND Points	IND Rebounds	IND Assists	OPP Points	Attend.
1	9/15/11	at IND	W, 74-72	1-0	Douglas 25	Sutton-Brown 7	Bobbitt, Phillips 3	Pondexter 18	7,608
2	9/17/11	<sup>2</sup> at NY	L, 72-87	1-1	Douglas 20	Catchings 9	Bobbitt, Phillips 4	Powell 19	8,508
3	9/19/11	at IND	W, 72-62	2-1	Douglas 21	Catchings 8	Catchings 4	Powell 19	7,368

**2011** WNBA EASTERN CONFERENCE FINALS | #1 INDIANA FEVER vs. #3 ATLANTA DREAM

Gm	Date	Site	Result	Series	IND Points	IND Rebounds	IND Assists	OPP Points	Attend.
1	9/22/11	at IND	W, 82-74	1-0	Smith 25	Catchings 13	three with 3	Harding 17	8,253
2	9/25/11	at ATL	L, 77-94	1-1	Douglas 25	Catchings 9	Douglas 6	Castro Marques 30	8,052
3	9/27/11	at IND	L, 67-83	1-2	Douglas 16	Douglas/Sutton-Brown 9	Catchings/Phillips 3	McCoughtry 26	9,036

**2012** WNBA EASTERN CONFERENCE SEMIFINALS | #2 INDIANA FEVER vs. #3 ATLANTA DREAM

Gm	Date	Site	Result	Series	IND Points	IND Rebounds	IND Assists	OPP Points	Attend.
1	9/28/12	at IND	L, 66-75	0-1	Douglas 13	Catchings 11	Catchings/January 3	Harding 23	7,776
2	9/30/12	at ATL	W, 103-88	1-1	Catchings 25	Catchings 13	January 7	McCoughtry 22	6,890
3	10/2/12	at IND	W, 75-64	2-1	Douglas 24	Larkins 20	January 5	Harding 17	6,840

**2012** WNBA EASTERN CONFERENCE FINALS | #2 INDIANA FEVER vs. #1 CONNECTICUT SUN

Gm	Date	Site	Result	Series	IND Points	IND Rebounds	IND Assists	OPP Points	Attend.
1	10/5/12	at CON	L, 64-76	0-1	Douglas 27	Catchings 9	Catchings 5	Charles 18	7,599
2	10/8/12	at IND	W, 78-76	1-1	Douglas 24	Larkins 11	Douglas/January 2	Lawson 18	9,225
3	10/11/12	at CON	W, 87-71	2-1	Catchings 22	Catchings 13	Catchings/January 4	Charles 18	6,516



## GAME-BY-GAME PLAYOFFS RESULTS

### 2012 WNBA FINALS | #2 INDIANA FEVER vs. #1 MINNESOTA LYNX

Gm	Date	Site	Result	Series	IND Points	IND Rebounds	IND Assists	OPP Points	Attend.
1	10/14/12	at MIN	W, 76-70	1-0	Catchings 20	Larkins 15	January 6	Augustus 23	14,322
2	10/17/12	at MIN	L, 71-83	1-1	Catchings 27	Catchings 8	Phillips 4	Augustus 27	13,478
3	10/19/12	at IND	W, 76-59	2-1	Zellous 30	Larkins 15	Davenport 4	Brunson 12	18,165
4	10/21/12	at IND	W, 87-78	3-1	Catchings 25	Larkins 13	Catchings 8	Whalen 22	15,213

### 2013 WNBA EASTERN CONFERENCE SEMIFINALS | #4 INDIANA FEVER vs. #1 CHICAGO SKY

Gm	Date	Site	Result	Series	IND Points	IND Rebounds	IND Assists	OPP Points	Attend.
1	9/20/13	at CHI	W, 85-72	1-0	Zellous 20	Larkins 11	January 6	Delle Donne 20	5,895
2	9/22/13	at IND	W, 79-57	2-0	Catchings 18	Catchings 12	January 4	Fowles 14	7,144

### 2013 WNBA EASTERN CONFERENCE FINALS | #4 INDIANA FEVER vs. #2 ATLANTA DREAM

Gm	Date	Site	Result	Series	IND Points	IND Rebounds	IND Assists	OPP Points	Attend.
1	9/26/13	at ATL	L, 79-84	0-1	Catchings 21	Larkins 12	Christmas/Clarendon 4	Hayes 23	4,238
2	9/29/13	at IND	L, 53-67	0-2	Catchings 24	Larkins 7	Zellous 3	McCoughtry 27	7,051

### 2014 WNBA EASTERN CONFERENCE SEMIFINALS | #2 INDIANA FEVER vs. #3 WASHINGTON MYSTICS

Gm	Date	Site	Result	Series	IND Points	IND Rebounds	IND Assists	OPP Points	Attend.
1	8/21/14	at IND	W, 78-73	1-0	Catchings 22	Larkins 11	four with 2	Latta 22	5,576
2	8/23/14	at WAS	W, 81-76 (ot)	2-0	Catchings 26	Catchings/Larkins 11	January 7	Lawson 20	6,124

### 2014 WNBA EASTERN CONFERENCE FINALS | #2 INDIANA FEVER vs. #4 CHICAGO SKY

Gm	Date	Site	Result	Series	IND Points	IND Rebounds	IND Assists	OPP Points	Attend.
1	8/30/14	at IND	W, 77-70	1-0	January 19	Larkins 8	Catchings 4	Fowles 20	7,557
2	9/1/14	at CHI	L, 84-86 (2ot)	1-1	Zellous 20	Catchings 14	January 6	Fowles 27	6,019
3	9/3/14	at IND	L, 62-75	1-2	Zellous 16	Larkins 11	January 3	Quigley 24	7,705

### 2015 WNBA EASTERN CONFERENCE SEMIFINALS | #3 INDIANA FEVER vs. #2 CHICAGO SKY

Gm	Date	Site	Result	Series	IND Points	IND Rebounds	IND Assists	OPP Points	Attend.
1	9/17/15	<sup>3</sup> at CHI	L, 72-77	0-1	Catchings 21	Larkins 10	January 7	Quigley 22	4,098
2	9/19/15	at IND	W, 89-82	1-1	Catchings 22	Larkins 12	Zellous 8	Vandersloot 19	7,124
3	9/21/15	at CHI	W, 100-89	2-1	Catchings 27	Catchings 9	January 8	Delle Donne 40	2,882

### 2015 WNBA EASTERN CONFERENCE FINALS | #3 INDIANA FEVER vs. #1 NEW YORK LIBERTY

Gm	Date	Site	Result	Series	IND Points	IND Rebounds	IND Assists	OPP Points	Attend.
1	9/23/15	at NY	L, 67-84	0-1	Johnson 12	Zellous 5	two with 2	Stokes 21	7,229
2	9/27/15	at IND	W, 70-64	1-1	Catchings 25	Catchings 7	January 4	Charles 25	7,505
3	9/29/15	at NY	W, 66-51	2-1	Coleman 15	Larkins 8	January 8	Wiggins 15	10,120

### 2015 WNBA FINALS | #3 INDIANA FEVER vs. #1 MINNESOTA LYNX

Gm	Date	Site	Result	Series	IND Points	IND Rebounds	IND Assists	OPP Points	Attend.
1	10/4/15	at MIN	W, 75-69	1-0	January 19	Larkins 8	January 6	Moore 27	11,023
2	10/6/15	at MIN	L, 71-77	1-1	January 17	Catchings/Larkins 9	Catchings/January 5	Fowles 21	12,134
3	10/9/15	at IND	L, 77-80	1-2	Johnson 17	Catchings 10	January 8	Moore 24	16,332
4	10/11/15	at IND	W, 75-69	2-2	Johnson 15	Larkins 6	January 5	Moore 20	10,582
5	10/14/15	at MIN	L, 52-69	2-3	Catchings 18	Catchings 11	January/Zellous 3	Fowles 20	18,933

<sup>1</sup> game played at Comcast Center (College Park, Md.)

<sup>2</sup> game played at Prudential Center (Newark, N.J.)

<sup>3</sup> game played at UIC Pavilion (Chicago, Ill.)



Before a sellout crowd at Bankers Life Fieldhouse, the Indiana Fever captured the 2012 WNBA championship with an 87-78 win over the Minnesota Lynx. It was the first professional basketball crown in Indianapolis since the Indiana Pacers won an ABA title in 1973. SEATED: Strength & Conditioning Coach Emily Novitsky, Erin Phillips, Briann January, Katie Douglas, Tamika Catchings, Jeanette Pohlen. STANDING: COO & GM Kelly Krauskopf, Assistant Trainer Jenny Brennan, Karima Davenport, Karima Christmas, Shavonte Zellous, Tammy Sutton-Brown, Sasha Goodlett, Assistant Coach Stephanie White, Erlana Larkins, Head Coach Lin Dunn, Assistant Coach Mickie DeMoss, Operations Coordinator Scott Agness, Trainer Todd Champlin.



2016 INDIANA FEVER MEDIA GUIDE

# FEVER TEAM PLAYOFFS RECORDS

**HIGHEST AVERAGE PPG**

**SEASON**  
83.4 in 2009  
78.3 in 2012  
77.0 in 2007  
**SERIES**  
91.6 vs. Phoenix, 2009 Finals  
87.0 vs. Chicago, 2015 ESF  
86.3 vs. Connecticut, 2007 ESF  
84.5 vs. Washington, 2009 ESF

**LOWEST AVERAGE PPG**

**SEASON**  
64.0 in 2005  
66.0 in 2002  
**SERIES**  
60.5 vs. New York, 2005 ESF  
66.0 vs. Atlanta, 2013 EF  
66.0 vs. New York, 2002 ESF

**MOST POINTS SCORED**

**SEASON**  
834 in 2009  
814 in 2015  
783 in 2012  
462 in 2007  
**SERIES**  
458 vs. Phoenix, 2009 Finals  
350 vs. Minnesota, 2015 Finals  
310 vs. Minnesota, 2012 Finals  
261 vs. Chicago, 2015 ESF  
259 vs. Connecticut, 2007 ESF  
244 vs. Atlanta, 2012 ESF  
229 vs. Connecticut, 2012 EF

**GAME**  
116 at Phoenix, OT, 9/29/09  
103 at Atlanta, 9/30/12  
100 at Chicago, 9/21/15  
93 at Phoenix, 10/1/09  
93 vs. Connecticut, OT, 8/27/07

**HALF**  
56 at Atlanta (2nd), 9/30/12  
53 at Phoenix (1st), 9/29/09  
52 at Chicago (1st), 9/21/15  
52 at Phoenix (2nd), 9/29/09  
51 at Atlanta (1st), 9/25/11  
50 at Chicago (1st), 9/20/13  
**QUARTER**  
33 at Phoenix (3rd), 9/29/09  
32 at Washington (4th), 9/17/09  
31 vs. Washington (4th), 8/21/14  
31 at Atlanta (3rd), 9/30/12  
31 at Phoenix (1st), 10/1/09  
31 at Phoenix (1st), 9/29/09  
30 at Detroit (3rd), 8/19/06  
**OVERTIME**  
16 vs. Connecticut, 8/27/07  
15 at Washington, 8/23/14  
14 at Detroit, 9/21/08  
12 vs. Washington, 9/19/09  
11 at Phoenix, 9/29/09

**FEWEST POINTS SCORED**

**SEASON**  
139 in 2006  
198 in 2002  
**SERIES**  
121 vs. New York, 2005 ESF  
132 vs. Atlanta, 2013 EF  
135 vs. Connecticut, 2005 EF  
**GAME**  
53 vs. Atlanta, 9/29/13  
56 at Detroit, 9/23/09  
56 vs. Detroit, 8/17/06  
58 vs. Connecticut, 9/8/05  
58 vs. New York, 9/1/05  
**HALF**  
19 at Detroit (2nd), 9/23/09  
19 at Detroit (1st), 9/23/08  
20 vs. Atlanta (2nd), 9/29/13  
21 at Minnesota (1st), 10/14/15  
25 at New York (2nd), 9/23/15  
25 at Connecticut (1st), 8/23/07

**QUARTER**

4 at Minnesota (2nd), 10/14/15  
6 at Minnesota (4th), 10/19/12  
6 at Detroit (3rd), 9/23/09  
7 at New York (3rd), 9/23/15  
7 at Detroit (1st), 9/23/08  
7 at Connecticut (1st), 8/23/07  
**OVERTIME**  
5 vs. Chicago (2nd), 9/1/14  
6 at Connecticut (2nd), 8/23/07

**LARGEST WINNING MARGIN**

**GAME**  
+22 vs. Chicago (79-57), 9/22/13  
+19 vs. Connecticut (78-59), 8/25/07  
+18 vs. New York (73-55), 8/16/02  
+17 vs. Minnesota (76-59), 10/19/12  
+16 at Connecticut (87-71), 10/11/12  
**HALF**  
+21 vs. New York (41-20, 2nd), 9/27/15  
+20 vs. Chicago (47-27, 1st), 9/22/13  
+19 at Connecticut (43-24, 1st), 10/11/12  
+19 vs. Connecticut (40-21, 1st), 8/25/07  
+18 vs. Minnesota (45-27, 1st), 10/19/12

**QUARTER**

+17 vs. New York (28-11, 4th), 9/27/15  
+14 vs. Minnesota (25-11, 3rd), 10/19/12  
+13 vs. Minnesota (24-11, 2nd), 10/19/12  
+13 vs. New York (21-8, 1st), 8/29/10  
+13 at Detroit (24-11, 3rd), 9/23/08  
**OVERTIME**  
+7 vs. Washington (12-5), 9/19/09  
+7 at Detroit (14-7), 9/21/08  
+5 at Washington (15-10), 8/23/14  
+5 vs. Connecticut (16-11), 8/27/07

**ANY TIME OF GAME**

+37 vs. Minnesota (1:58, 3rd quarter, led 70-33), 10/19/12  
+26 vs. Chicago (7:50, 4th quarter, led 72-46), 9/22/13  
+25 vs. Connecticut (1:32, 3rd quarter, led 59-34), 8/25/07  
+24 at Connecticut (6:04, 3rd quarter, led 54-30), 10/11/12  
+23 vs. New York (2:26, 2nd half, led 71-48), 8/16/02

**LARGEST LOSING MARGIN**

**GAME**  
-19 at Detroit (80-61), 9/23/08  
-19 at New York (84-65), 8/18/02  
-17 at Minnesota (69-52), 10/14/15  
-17 at New York (84-67), 9/23/15  
-17 at Atlanta (94-77), 9/25/11

**HALF**

-30 at Detroit (49-19, 1st), 9/23/08  
-19 at New York (46-27, 2nd), 8/20/02  
-18 at Detroit (37-19, 2nd), 9/23/09

**QUARTER**

-23 at Detroit (30-7, 1st), 9/23/08  
-16 at Phoenix (35-19, 2nd), 10/9/09  
-15 at Washington (23-8, 2nd), 8/23/14  
-15 vs. Minnesota (21-6, 4th), 10/19/12  
-13 at Detroit (25-12, 2nd), 9/2/07

**OVERTIME**

-10 at Connecticut (17-7), 9/10/05

**ANY TIME OF GAME**

-31 at Detroit (5:34, 2nd quarter, trailed 41-10), 9/23/08  
-29 at Detroit (2:42, 4th quarter, trailed 68-39), 9/2/07  
-24 vs. Atlanta (2:50, 4th quarter, trailed 80-56), 9/27/11  
-24 at New York (1:50, 4th quarter, trailed 85-61), 9/17/11  
-24 at New York (6:33, 2nd half, trailed 71-47), 8/18/02

**BEST COMEBACKS**

**BY FEVER**  
22 (6:36, 2nd quarter, trailed 39-17) vs. Connecticut, 8/27/07 (Won 93-88, OT)  
18 (0:40, 2nd quarter, trailed 44-26) vs. New York, 9/27/15 (Won, 70-64)  
11 (7:26, 1st quarter, trailed 11-0) vs. Connecticut, 10/8/12 (Won 78-76)  
11 (1:10, 2nd quarter, trailed 51-40) at Phoenix, 10/9/09 (Lost 86-94)  
**BY OPPONENTS**  
15 (40-25, 2nd quarter, led 40-25) vs. New York, 9/15/11 (Won 74-72)  
15 (14:40, 1st half, led 17-2) at New York, 8/20/02 (Lost 75-60)  
14 (2:54, 2nd quarter, led 37-23) at Chicago, 9/1/14 (Lost 86-84, 2OT)  
13 (6:00, 1st quarter, led 16-3) at Detroit, 9/3/07 (Lost 81-65)

**LARGEST SWING IN POINTS (FROM DOUBLE-DIGIT DEFICIT)**

**BY FEVER**  
27 (6:36, 2nd quarter, trailed 39-17; 0:04.00, overtime, led 93-88) vs. Connecticut, 8/27/07 (Won, 93-88)  
**BY OPPONENTS**  
34 (14:40, 1st half, led 17-2; 1:28, 2nd half, trailed 73-54) at New York, 8/20/02 (Lost 75-60)  
33 (6:00, 1st quarter, led 16-3; 3:58, 4th quarter, trailed 78-58) at Detroit, 9/3/07 (Lost 81-65)  
27 (9:01, 2nd quarter, led 23-11; 1:33, 4th quarter, trailed 81-66) at Minnesota, 10/17/12 (Lost 83-71)

**MOST FG MADE**

**SEASON**  
306 in 2015  
292 in 2009  
281 in 2012  
161 in 2007  
160 in 2011  
**SERIES**  
170 vs. Phoenix, 2009 Finals  
127 vs. Minnesota, 2015 Finals  
106 vs. Minnesota, 2012 Finals  
99 vs. Chicago, 2015 ESF  
95 vs. Connecticut, 2007 ESF  
88 vs. Connecticut, 2012 EF  
87 vs. Atlanta, 2012 ESF  
**GAME**  
45 at Phoenix, OT, 9/29/09  
37 at Chicago, 9/21/15  
36 vs. Chicago, 9/19/15  
34 at Connecticut, 10/11/12  
34 at Atlanta, 9/30/12  
34 at Connecticut, 3OT, 8/23/07

**FEWEST FG MADE**

**SEASON**  
53 in 2006  
71 in 2008  
**SERIES**  
34 vs. New York, 2005 ESF  
46 vs. Atlanta, 2013 EF  
49 vs. Connecticut, 2005 EF  
**GAME**  
16 vs. New York, 9/1/05  
18 vs. Atlanta, 9/29/13  
18 at New York, 8/30/05

**MOST FG ATTEMPTED**

**SEASON**  
679 in 2015  
672 in 2009  
637 in 2012  
421 in 2007  
388 in 2011  
**SERIES**  
363 vs. Phoenix, 2009 Finals  
300 vs. Minnesota, 2015 Finals  
256 vs. Minnesota, 2012 Finals  
226 vs. Connecticut, 2007 ESF  
219 vs. Chicago, 2014 EF  
209 vs. Chicago, 2015 ESF  
209 vs. Atlanta, 2011 EF

**GAME**

88 at Connecticut, 3OT, 8/23/07  
87 at Chicago, 2OT, 9/1/14  
81 at Phoenix, OT, 9/29/09  
77 vs. Chicago, 9/19/15  
75 at Minnesota, 10/4/15  
75 at Phoenix, 10/9/09

**FEWEST FG ATTEMPTED**

**SEASON**  
133 in 2006  
170 in 2002  
**SERIES**  
103 vs. New York, 2005 ESF  
**GAME**  
46 at Indiana, 8/30/05  
49 vs. Minnesota, 10/11/15  
52 at Minnesota, 10/17/12  
52 at New York, 8/20/02

**HIGHEST FG PERCENTAGE**

**SEASON**  
.451 (306-679) in 2015  
.44118 (75-170) in 2002  
.44113 (281-637) in 2012  
.435 (292-672) in 2009  
.430 (105-244) in 2013  
**SERIES**  
.484 (59-122) vs. Chicago, 2013 ESF  
.474 (99-209) vs. Chicago, 2015 ESF  
.471 (80-170) vs. New York, 2015 EF  
.468 (170-363) vs. Phoenix, 2009 Finals  
.463 (87-188) vs. Atlanta, 2012 ESF  
.456 (88-193) vs. Connecticut, 2012 EF  
**GAME**  
.578 (37-64) at Chicago, 9/21/15  
.556 (45-81) at Phoenix, OT, 9/29/09  
.548 (34-62) at Connecticut, 10/11/12  
.531 (34-64) at Atlanta, 9/30/12  
.509 (28-55) vs. New York, 8/16/02

**LOWEST FG PERCENTAGE**

**SEASON**  
.352 (83-236) in 2005  
.362 (129-356) in 2014  
.380 (71-187) in 2008  
**SERIES**  
.330 (34-103) vs. New York, 2005 ESF  
.338 (66-195) vs. Detroit, 2007 EF  
.352 (77-219) vs. Chicago, 2014 EF  
.368 (49-133) vs. Connecticut, 2006 EF  
**GAME**  
.2807 (16-57) vs. New York, 9/1/05  
.2813 (18-64) vs. Atlanta, 9/29/13  
.323 (21-65) vs. Detroit, 8/31/07  
.324 (23-71) vs. Washington, OT, 9/19/09

**MOST 3-POINT FG MADE**

**SEASON**  
62 in 2012  
57 in 2015  
55 in 2009  
43 in 2007  
**SERIES**  
32 vs. Phoenix, 2009 Finals  
26 vs. Minnesota, 2015 Finals  
26 vs. Minnesota, 2012 Finals  
24 vs. Connecticut, 2007 ESF  
22 vs. Connecticut, 2012 EF  
**GAME**  
11 at Detroit, OT, 9/21/08  
10, six times (last: at Chicago, 9/21/15)

**FEWEST 3-POINT FG MADE**

**SEASON**  
10 in 2006  
**SERIES**  
8 vs. Washington, 2009 ESF  
10 vs. Washington, 2014 ESF  
10 vs. Detroit, 2006 ESF  
10 vs. Connecticut, 2005 EF  
**GAME**  
1 vs. Chicago, 9/19/15  
2 vs. Minnesota, 10/11/15  
2 vs. Chicago, 9/3/14  
2 vs. Phoenix, 10/7/09  
2 at Detroit, 9/23/08

# FEVER TEAM PLAYOFFS RECORDS

## MOST 3-POINT FG ATTEMPTED

### SEASON

176 in 2012  
176 in 2009  
158 in 2015  
120 in 2007  
104 in 2011

### SERIES

93 vs. Phoenix, 2009 Finals  
80 vs. Minnesota, 2012 Finals  
67 vs. Minnesota, 2015 Finals  
65 vs. Detroit, 2008 ESF  
64 vs. Detroit, 2007 EF

### GAME

26 at Detroit, OT, 9/21/08  
23 at Chicago, 2OT, 9/1/14  
23 vs. Minnesota, 10/21/12  
23 vs. Detroit, 8/31/07  
22 at Minnesota, 10/14/12  
22 vs. Detroit, 9/19/08

## FEWEST 3-POINT FG ATTEMPTED

### SEASON

31 in 2006  
44 in 2010  
46 in 2005

### SERIES

22 vs. Connecticut, 2005 EF  
24 vs. New York, 2005 ESF

### GAME

10 vs. Connecticut, 9/8/05  
10 at Connecticut, OT, 9/10/05

## HIGHEST 3-POINT FG PERCENTAGE

### SEASON

.457 (21-46) in 2005  
.361 (57-158) in 2015  
.3583 (43-120) in 2007  
.3582 (24-67) in 2013  
.356 (37-104) in 2011

### SERIES

.458 (11-24) vs. New York, 2005 ESF  
.469 (15-32) vs. Chicago, 2013 ESF  
.455 (10-22) vs. Connecticut, 2005 EF  
.449 (22-49) vs. Connecticut, 2012 EF  
.429 (24-56) vs. Connecticut, 2007 ESF

### GAME

.625 (10-16) at Chicago, 9/20/13  
.625 (10-16) at Connecticut, 10/11/12  
.600 (6-10) vs. Connecticut, 9/8/05  
.500 (10-20) at Chicago, 9/21/15  
.500 (10-20) vs. Connecticut, OT, 8/27/07  
.500 (5-10) vs. New York, 8/30/05

## LOWEST 3-POINT FG PERCENTAGE

### SEASON

.292 (19-65) in 2008  
.313 (55-176) in 2009  
.303 (27-89) in 2014  
.323 (10-31) in 2006

### SERIES

.229 (8-35) vs. Washington, 2009 ESF  
.257 (9-35) vs. Atlanta, 2013 EF  
.292 (19-65) vs. Detroit, 2008 ESF  
.293 (17-58) vs. Chicago, 2014 EF  
.297 (19-64) vs. Detroit, 2007 EF

### GAME

.063 (1-16) vs. Chicago, 9/19/15  
.111 (2-18) vs. Phoenix, 10/7/09  
.118 (2-17) at Detroit, 9/23/08  
.143 (2-14) vs. Chicago, 9/3/14  
.150 (3-20) vs. Washington, OT, 9/19/09

## MOST FT MADE

### SEASON

195 in 2009  
159 in 2012  
145 in 2015  
97 in 2014  
97 in 2007

### SERIES

86 vs. Phoenix, 2009 Finals  
72 vs. Minnesota, 2012 Finals  
70 vs. Minnesota, 2015 Finals  
61 vs. Detroit, 2008 ESF  
57 vs. New York, 2010 ESF

## GAME

34 at Detroit, OT, 9/21/08  
32 vs. Washington, OT, 9/19/09  
29 vs. Minnesota, 10/21/12  
28 at Atlanta, 9/30/12  
28 vs. Detroit, 9/26/09

## FEWEST FT MADE

### SEASON

23 in 2006  
29 in 2002

### SERIES

23 vs. Detroit, 2006 ESF  
27 vs. Connecticut, 2005 EF

### GAME

5 at New York, 9/17/11  
6 at Minnesota, 10/14/15  
6 at Detroit, 9/23/09  
6 at New York, 8/20/02  
7 vs. Atlanta, 9/27/11

## MOST FT ATTEMPTED

### SEASON

244 in 2009  
196 in 2012  
173 in 2015  
125 in 2007  
119 in 2014

### SERIES

110 vs. Phoenix, 2009 Finals  
79 vs. Minnesota, 2015 Finals  
78 vs. Minnesota, 2012 Finals  
78 vs. Atlanta, 2012 ESF  
75 vs. Detroit, 2007 EF

### GAME

41 at Atlanta, 9/30/12  
38 vs. Washington, OT, 9/19/09  
37 at Detroit, OT, 9/21/08  
33 vs. Detroit, 8/31/07  
31 vs. Minnesota, 10/21/12  
31 vs. Detroit, 9/26/09

## FEWEST FT ATTEMPTED

### SEASON

35 in 2006  
40 in 2002

### SERIES

34 vs. Connecticut, 2005 EF  
35 vs. Detroit, 2006 ESF

### GAME

8 at Minnesota, 10/14/15  
9 at Minnesota, 10/14/12  
9 at Detroit, 9/23/09  
9 at Detroit, 9/23/08  
10 at New York, 9/17/11  
10 at New York, 8/20/02

## HIGHEST FT PERCENTAGE

### SEASON

.897 (61-68) in 2008  
.851 (57-67) in 2010  
.838 (145-173) in 2015  
.815 (97-119) in 2014

### SERIES

.923 (72-78) vs. Minnesota, 2012 Finals  
.900 (45-50) vs. Connecticut, 2007 ESF  
.897 (61-68) vs. Detroit, 2008 ESF

### GAME

1.000 (16-16) at Minnesota, 10/4/15  
1.000 (9-9) at Minnesota, 10/14/12  
1.000 (9-9) at Detroit, 9/23/08  
.955 (21-22) vs. Minnesota, 10/19/12  
.935 (29-31) vs. Minnesota, 10/21/12  
.933 (14-15) at Minnesota, 10/6/15  
.929 (13-14) at Connecticut, 3OT, 8/23/07

## LOWEST FT PERCENTAGE

### SEASON

.657 (23-35) in 2006

### SERIES

.657 (23-35) vs. Detroit, 2006 ESF  
.693 (52-75) vs. Detroit, 2007 EF  
.718 (56-78) vs. Atlanta, 2012 ESF

### GAME

.500 (5-10) at New York, 9/17/11  
.545 (12-22) at Detroit, 9/3/07  
.600 (6-10) at New York, 8/20/02  
.619 (13-21) at Detroit, 8/19/06

## MOST REBOUNDS

### SEASON

330 in 2009  
326 in 2015  
324 in 2012  
223 in 2007

### SERIES

165 vs. Phoenix, 2009 Finals  
144 vs. Minnesota, 2015 Finals  
128 vs. Minnesota, 2012 Finals  
123 vs. Connecticut, 2007 ESF  
121 vs. Atlanta, 2011 EF

### GAME

52 at Connecticut, 3OT, 8/23/07  
49 at Chicago, 2OT, 9/1/14  
46 vs. Atlanta, 10/2/12  
45 vs. Washington, OT, 9/19/09  
43 vs. Atlanta, 9/27/11

## FEWEST REBOUNDS

### SEASON

69 in 2006  
88 in 2010

### SERIES

60 vs. Connecticut, 2005 EF  
64 vs. Atlanta, 2013 EF  
65 vs. New York, 2005 ESF

### GAME

20 at Minnesota, 10/17/12  
22 at New York, 9/1/10  
23 at Chicago, 9/21/15  
23 at Detroit, 9/2/07  
24 vs. Minnesota, 10/11/15

## MOST OFFENSIVE REBOUNDS

### SEASON

110 in 2012  
96 in 2015  
89 in 2009  
73 in 2011  
70 in 2014

### SERIES

47 vs. Chicago, 2014 EF  
47 vs. Atlanta, 2011 EF  
46 vs. Minnesota, 2015 Finals  
41 vs. Minnesota, 2012 Finals  
40 vs. Phoenix, 2009 Finals

### GAME

20 at Chicago, 2OT, 9/1/14  
18 vs. Chicago, 9/19/15  
18 vs. Atlanta, 9/27/11  
18 vs. Washington, OT, 9/19/09  
17 at Atlanta, 9/25/11  
17 at Detroit, 8/19/06

## FEWEST OFFENSIVE REBOUNDS

### SEASON

22 in 2008  
25 in 2006

### SERIES

15 vs. Chicago, 2013 ESF  
16 vs. New York, 2015 EF  
21 vs. New York, 2005 ESF  
22 vs. Detroit, 2008 ESF

### GAME

2 at Minnesota, 10/17/12  
2 at Detroit, 9/2/07  
3 at New York, 9/29/15  
5 vs. New York, 9/27/15  
5 vs. New York, 9/15/11  
5 vs. Detroit, 9/25/09  
5 at Detroit, 9/23/08

## MOST DEFENSIVE REBOUNDS

### SEASON

241 in 2009  
230 in 2015  
214 in 2012  
166 in 2007

### SERIES

125 vs. Phoenix, 2009 Finals  
98 vs. Minnesota, 2015 Finals  
95 vs. Connecticut, 2007 ESF  
87 vs. Minnesota, 2012 Finals  
74 vs. Atlanta, 2011 EF

## GAME

41 at Connecticut, 3OT, 8/23/07  
33 at Phoenix, 10/1/09  
30 vs. Atlanta, 10/2/12  
30 vs. Chicago, 9/22/13

## FEWEST DEFENSIVE REBOUNDS

### SEASON

44 in 2006  
58 in 2002

### SERIES

31 vs. Connecticut, 2005 EF  
41 vs. Atlanta, 2013 EF  
44 vs. Detroit, 2006 ESF  
44 vs. New York, 2005 ESF

### GAME

12 vs. Connecticut, 9/8/05  
13 at New York, 8/18/02

## LARGEST REBOUND MARGIN

### SERIES

+25 vs. Chicago (119-94), 2014 EF  
+20 vs. New York (65-45), 2005 ESF  
+19 vs. Chicago (70-51), 2013 ESF  
+15 vs. New York (92-77), 2002 ESF

### GAME

+21 vs. Atlanta (46-25), 10/2/12  
+14 at Chicago (49-35), 2OT, 9/1/14  
+13 vs. New York (38-25), 9/1/05  
+12 vs. Chicago (35-23), 9/3/14  
+11 at Chicago (32-21), 9/20/13  
+11 vs. New York (35-24), 8/16/02

## LARGEST REBOUND DEFICIT

### SERIES

-33 vs. Detroit (133-100), 2007 EF  
-20 vs. Detroit (108-88), 2009 EF  
-15 vs. Minnesota (159-144), 2015 Finals  
-15 vs. Detroit (107-92), 2008 ESF

### GAME

-20 at Detroit (43-23), 9/2/07  
-14 at New York (39-25), 8/26/10  
-14 vs. Detroit (41-27), 9/25/09  
-12 at Minnesota (32-20), 10/17/12

## MOST ASSISTS

### SEASON

168 in 2009  
159 in 2015  
134 in 2012  
94 in 2007

### SERIES

89 vs. Phoenix, 2009 Finals  
65 vs. Minnesota, 2015 Finals  
56 vs. Minnesota, 2012 Finals  
54 vs. Connecticut, 2007 ESF  
53 vs. Chicago, 2015 ESF

### GAME

24 at Chicago, 9/21/15  
24 at Phoenix, 10/9/09  
23 at Chicago, 9/20/13  
21 at Atlanta, 9/25/11  
21 at Phoenix, OT, 9/29/09  
20 at New York, 9/29/15

## FEWEST ASSISTS

### SEASON

20 in 2006  
37 in 2010

### SERIES

20 vs. Detroit, 2006 ESF

### GAME

6 vs. Minnesota, 10/11/15  
6 vs. Connecticut, 10/8/12  
8 at New York, 8/30/05  
9, four times (last vs. New York, 9/27/15)

2016 INDIANA FEVER MEDIA GUIDE  
**FEVER TEAM PLAYOFFS RECORDS**

**MOST STEALS**

**SEASON**  
 91 in 2009  
 83 in 2015  
 75 in 2012  
 49 in 2007  
 48 in 2011  
**SERIES**  
 35 vs. Phoenix, 2009 Finals  
 34 vs. Detroit, 2009 EF  
 33 vs. Minnesota, 2015 Finals  
 28 vs. New York, 2015 EF  
 28 vs. Minnesota, 2012 Finals  
 27 vs. Connecticut, 2007 ESF  
**GAME**  
 18 vs. Washington, 9/25/09  
 14 at New York, 9/29/15  
 12 vs. Washington, 8/21/14  
 11 vs. New York, 9/19/11  
 11 at Connecticut, OT, 9/10/05  
 11 at Detroit, 9/2/07

**FEWEST STEALS**

**SEASON**  
 10 in 2006  
 11 in 2002  
**SERIES**  
 9 vs. Chicago, 2013 ESF  
 10 vs. Atlanta, 2013 EF  
 10 vs. Detroit, 2006 ESF  
 11 vs. New York, 2002 ESF  
**GAME**  
 1 at New York, 8/18/02  
 3 at Chicago, 9/20/13  
 3 vs. Minnesota, 10/21/12  
 3 at New York, 8/20/02

**MOST BLOCKED SHOTS**

**SEASON**  
 50 in 2009  
 45 in 2012  
 38 in 2015  
 27 in 2011  
 21 in 2007  
**SERIES**  
 28 vs. Phoenix, 2009 Finals  
 20 vs. Minnesota, 2012 Finals  
 18 vs. Minnesota, 2015 Finals  
 17 vs. Atlanta, 2011 EF  
 16 vs. Atlanta, 2012 ESF  
**GAME**  
 10 vs. Atlanta, 10/2/12  
 9 vs. Phoenix, 10/4/09  
 8 vs. Atlanta, 9/22/11  
 8 vs. Washington, OT, 9/19/09

**FEWEST BLOCKED SHOTS**

**SEASON**  
 4 in 2002  
 7 in 2006  
**SERIES**  
 2 vs. Connecticut, 2005 EF  
 4 vs. New York, 2002 ESF  
**GAME**  
 0 at New York, 9/23/15  
 0 at New York, 9/17/11  
 0 at Detroit, OT, 9/21/08

**MOST PERSONAL FOULS**

**SEASON**  
 208 in 2009  
 186 in 2015  
 170 in 2012  
 112 in 2011  
 112 in 2007

**SERIES**

111 vs. Phoenix, 2009 Finals  
 92 vs. Minnesota, 2015 Finals  
 69 vs. Chicago, 2014 EF  
 69 vs. Minnesota, 2012 Finals  
 66 vs. Detroit, 2008 ESF  
 62 vs. Atlanta, 2011 EF  
**GAME**  
 35 at Detroit, 8/19/06  
 30 at Phoenix, OT, 9/29/09  
 29 at Connecticut, OT, 9/10/05

**FEWEST PERSONAL FOULS**

**SEASON**  
 52 in 2002  
 54 in 2010  
 56 in 2006  
**SERIES**  
 34 vs. New York, 2005 ESF  
 36 vs. Washington, 2014 ESF  
 42 vs. Atlanta, 2013 EF  
 42 vs. Chicago, 2013 ESF  
 43 vs. Washington, 2009 ESF  
**GAME**  
 11 at New York, 9/23/15  
 12 vs. Atlanta, 10/2/12  
 13 at Chicago, 9/21/15  
 14 vs. Connecticut, 10/8/12  
 14 vs. Atlanta, 9/28/12

**MOST DISQUALIFICATIONS**

**SEASON**  
 2 in 2009, 2006, 2005  
**SERIES**  
 2 vs. Phoenix, 2009 Finals  
 2 vs. Connecticut, 2005 EF  
 2 vs. Detroit, 2006 ESF  
**GAME**  
 2 vs. Connecticut (Tamika Catchings, Deanna Jackson), OT, 9/10/05  
 2 vs. Detroit (Ebony Hoffman, Tamika Whitmore), 8/19/06

**MOST TURNOVERS**

**SEASON**  
 154 in 2015  
 150 in 2009  
 146 in 2012  
 104 in 2011  
**SERIES**  
 77 vs. Minnesota, 2015 Finals  
 61 vs. Phoenix, 2009 Finals  
 59 vs. Atlanta, 2012 ESF  
 57 vs. Atlanta, 2011 EF  
 56 vs. Minnesota, 2012 Finals  
**GAME**  
 23 at Connecticut, 3OT, 8/23/07  
 22 at Minnesota, 10/17/12  
 21, three times (most recent vs. Detroit, 9/26/09)

**FEWEST TURNOVERS**

**SEASON**  
 32 in 2006  
 36 in 2005  
**SERIES**  
 15 vs. New York, 2005 ESF  
 20 vs. Washington, 2014 ESF  
 21 vs. Connecticut, 2005 EF  
 24 vs. Chicago, 2013 ESF  
 28 vs. Detroit, 2007 EF  
**GAME**  
 6 at Chicago, 9/21/15  
 6 vs. Chicago, 8/30/14  
 6 at New York, 8/30/05  
 7 vs. Connecticut, 10/8/12  
 7 vs. Detroit, 8/31/07  
 8 at Connecticut, 10/5/12  
 8 vs. Minnesota, 10/21/12



*The Eastern Conference Champions in 2009, the Fever beat Detroit to end three straight years of playoff elimination by the Shock. The championship game at Bankers Life Fieldhouse wound up being the Shock's final game before moving its franchise to Tulsa. STANDING: Briann January, Tammy Sutton-Brown, Shay Murphy, Tamecka Dixon, Katie Douglas, Jessica Davenport, Ebony Hoffman, Christina Wirth and Jessica Moore. KNEELING: Tully Bevilaqua and Tamika Catchings.*



# FEVER INDIVIDUAL PLAYOFFS RECORDS

## SEASONS PLAYED

### CAREER

12 Tamika Catchings, 2002, 2005 to present  
7 Briann January, 2009 to present  
6 Tully Bevilaqua, 2005-10  
6 Katie Douglas, 2008-13  
6 Ebony Hoffman, 2005-10  
6 Tammy Sutton-Brown, 2007-12  
6 Shavonte Zellous, 2010-15  
5 Jessica Davenport, 2009-13  
4 Erlana Larkins, 2012 to present  
4 Jeanette Pohlen, 2011-13, 2015 to present  
4 Tan White, 2005-08

## GAMES PLAYED

### CAREER

67 Tamika Catchings, 2002 to present  
43 Briann January, 2009 to present  
38 Shavonte Zellous, 2010-15  
35 Tammy Sutton-Brown, 2007-12  
30 Erlana Larkins, 2012 to present  
29 Katie Douglas, 2008-13  
28 Tully Bevilaqua, 2005-10  
25 Jessica Davenport, 2009-13  
22 Ebony Hoffman, 2005-10  
20 Erin Phillips, 2011-13  
20 Jeanette Pohlen, 2011-13, 2015 to present

### CONSECUTIVE

67 Tamika Catchings, 8/16/02 to present  
35 Shavonte Zellous, 9/17/11 to 10/14/15  
32 Tammy Sutton-Brown, 8/23/07 to 10/5/12  
30 Briann January, 9/28/12 to present  
30 Erlana Larkins, 9/28/12 to present  
28 Katie Douglas, 9/18/08 to 10/11/12  
28 Tully Bevilaqua, 8/30/05 to 9/1/10  
20 Erin Phillips, 9/15/11 to 9/29/13  
18 Ebony Hoffman, 9/2/07 to 9/1/10

## SEASON

11 Tamika Catchings, 2015  
11 Marissa Coleman, 2015  
11 Briann January, 2015  
11 Shenise Johnson, 2015  
11 Erlana Larkins, 2015  
11 Shavonte Zellous, 2015  
10 Tully Bevilaqua (2009); Tamika Catchings (2009, 2012); Tamecka Dixon (2009); Katie Douglas (2009); Ebony Hoffman (2009); Briann January (2009, 2012); Erlana Larkins (2012); Jessica Moore (2009); Erin Phillips (2012); Tammy Sutton-Brown (2009); Shavonte Zellous (2012)

## GAMES STARTED

### CAREER

66 Tamika Catchings, 2002 to present  
30 Briann January, 2009 to present  
29 Tammy Sutton-Brown, 2007-12  
28 Erlana Larkins, 2012 to present  
28 Katie Douglas, 2008-13  
28 Tully Bevilaqua, 2005-10  
18 Ebony Hoffman, 2005-10  
16 Marissa Coleman, 2014 to present  
15 Erin Phillips, 2011-13  
15 Shavonte Zellous, 2010-15

### CONSECUTIVE

36 Tamika Catchings, 8/16/02 to 9/25/11  
30 Tamika Catchings, 9/28/12 to present  
30 Briann January, 9/28/12 to present  
29 Tammy Sutton-Brown, 8/23/07 to 9/28/12  
28 Katie Douglas, 9/18/08 to 10/11/12  
26 Tully Bevilaqua, 8/30/05 to 9/1/10  
26 Erlana Larkins, 9/30/12 to 9/3/14  
16 Marissa Coleman, 8/21/14 to present  
16 Ebony Hoffman, 9/19/09 to 9/1/10

## SEASON

11 Tamika Catchings, 2015  
11 Marissa Coleman, 2015  
11 Briann January, 2015  
11 Shenise Johnson, 2015  
10 Tamika Catchings, 2009, 2012  
10 Tully Bevilaqua, 2009  
10 Katie Douglas, 2009  
10 Ebony Hoffman, 2009  
10 Briann January, 2012  
10 Erlana Larkins, 2015  
10 Tammy Sutton-Brown, 2009

## MINUTES PLAYED

### CAREER

2280 Tamika Catchings, 2002 to present  
1277 Briann January, 2009 to present  
941 Erlana Larkins, 2012 to present  
925 Shavonte Zellous, 2010-15  
922 Katie Douglas, 2008-13  
849 Tammy Sutton-Brown, 2007-12  
813 Tully Bevilaqua, 2005-10  
580 Ebony Hoffman, 2005-10  
547 Erin Phillips, 2011-13  
434 Marissa Coleman, 2014 to present

### SEASON

361 Katie Douglas, 2009  
359 Tamika Catchings, 2015  
357 Tamika Catchings, 2009  
354 Briann January, 2015  
354 Tamika Catchings, 2012  
341 Briann January, 2012  
335 Shenise Johnson, 2015  
320 Erlana Larkins, 2012  
319 Marissa Coleman, 2015  
311 Erlana Larkins, 2015  
311 Tammy Sutton-Brown, 2009

### SERIES (4 OR 5 GAMES)

187 Katie Douglas vs. Phoenix, 2009 Finals  
177 Tamika Catchings vs. Phoenix, 2009 Finals  
175 Briann January vs. Minnesota, 2015 Finals  
158 Tamika Catchings vs. Minn., 2015 Finals  
155 Ebony Hoffman vs. Phoenix, 2009 Finals  
153 Shenise Johnson vs. Minnesota, 2015 Finals  
150 Tammy Sutton-Brown vs. Pho., 2009 Finals  
147 Marissa Coleman vs. Minn., 2015 Finals  
146 Briann January vs. Minnesota, 2012 Finals  
144 Tamika Catchings vs. Minn., 2012 Finals

### SERIES (2 OR 3 GAMES)

117 Anna DeForge vs. Connecticut, 2007 ESF  
116 Tamika Catchings vs. Connecticut, 2007 ESF  
115 Tully Bevilaqua vs. Connecticut, 2007 ESF  
113 Tamika Catchings vs. Detroit, 2008 ESF  
112 Tamika Catchings vs. Connecticut, 2012 EF  
110 Shavonte Zellous vs. Chicago, 2014 EF  
110 Coquese Washington vs. New York, 2002 ESF

### GAME

46:40 Tamika Catchings at Connecticut, 3OT, 8/23/07  
46:36 Tully Bevilaqua at Connecticut, 3OT, 8/23/07  
46:26 Anna DeForge at Connecticut, 3OT, 8/23/07  
45:22 Tamika Catchings at Chicago, 2OT, 9/1/14  
45:10 Erlana Larkins at Chicago, 2OT, 9/1/14  
44:31 Shavonte Zellous at Chicago, 2OT, 9/1/14  
44 Tamika Catchings at Connecticut, OT, 9/10/05  
44 Kelly Miller at Connecticut, OT, 9/10/05

## POINTS

### CAREER

1128 Tamika Catchings, 2002 to present  
459 Briann January, 2009 to present  
423 Katie Douglas, 2008-13  
368 Shavonte Zellous, 2010-15  
339 Tammy Sutton-Brown, 2007-12  
266 Erlana Larkins, 2012 to present  
208 Ebony Hoffman, 2005-10  
172 Marissa Coleman, 2014 to present  
169 Tully Bevilaqua, 2005-10  
162 Erin Phillips, 2011-13

### SEASON

190 Tamika Catchings, 2012  
179 Tamika Catchings, 2015  
172 Tamika Catchings, 2009  
155 Katie Douglas, 2009  
143 Tammy Sutton-Brown, 2009  
136 Shenise Johnson, 2015  
131 Marissa Coleman, 2015  
124 Briann January, 2015  
119 Ebony Hoffman, 2009  
118 Katie Douglas, 2011

### SERIES (4 OR 5 GAMES)

89 Tamika Catchings vs. Minn., 2012 Finals  
82 Ebony Hoffman vs. Phoenix, 2009 Finals  
81 Tamika Catchings vs. Phoenix, 2009 Finals

## SERIES (2 OR 3 GAMES)

75 Anna DeForge vs. Connecticut, 2007 ESF  
70 Tamika Catchings vs. Chicago, 2015 ESF  
66 Katie Douglas vs. New York, 2011 ESF  
61 Tamika Catchings vs. Detroit, 2008 ESF  
61 Tamika Catchings vs. New York, 2002 ESF

### GAME

41 Tamika Whitmore at Detroit, 8/19/06  
31 Anna DeForge at Connecticut, 3OT, 8/23/07  
30 Shavonte Zellous vs. Minnesota, 10/19/12  
30 Katie Douglas at Phoenix, OT, 9/29/09  
30 Tamika Catchings vs. Connecticut, OT, 8/27/07  
29 Tamika Catchings vs. New York, 8/16/02  
27 Tamika Catchings at Chicago, 9/21/15  
27 Tamika Catchings at Minnesota, 10/17/12  
27 Katie Douglas at Connecticut, 10/5/12  
27 Ebony Hoffman at Phoenix, OT, 9/29/09  
27 Tamika Catchings at Detroit, OT, 9/21/08

### HALF

25 Tamika Whitmore at Detroit (2nd), 8/19/06  
20 Tamika Catchings at Atlanta (2nd), 9/30/12  
18 Tamika Catchings vs. Washington (2nd), 8/21/14  
18 Tamika Catchings vs. New York (2nd), 8/16/02  
18 Tamika Catchings vs. Connecticut (2nd), 8/27/07

### QUARTER

18 Tamika Catchings at Atlanta (4th), 9/30/12  
15 Tamika Whitmore at Detroit (3rd), 8/19/06  
14 Tamika Catchings vs. Washington (4th), 8/21/14  
14 Tammy Sutton-Brown at Phoenix (1st), 10/9/09

### OVERTIME

9 Tamika Catchings at Washington, 8/23/14  
8 Katie Douglas at Phoenix, 9/29/09  
7 Tamika Whitmore at Connecticut (3rd), 3OT, 8/23/07

## MOST FG MADE

### CAREER

348 Tamika Catchings, 2002 to present  
154 Briann January, 2009 to present  
144 Katie Douglas, 2008-13  
132 Shavonte Zellous, 2010-15  
120 Tammy Sutton-Brown, 2007-12  
106 Erlana Larkins, 2012 to present  
84 Ebony Hoffman, 2005-10  
64 Marissa Coleman, 2014 to present  
60 Erin Phillips, 2011-13  
58 Tamika Whitmore, 2006-07

### SEASON

58 Tamika Catchings, 2015  
57 Shenise Johnson, 2015  
56 Tamika Catchings, 2012  
56 Tamika Catchings, 2009  
56 Tammy Sutton-Brown, 2009  
51 Katie Douglas, 2009  
48 Marissa Coleman, 2015  
47 Ebony Hoffman, 2009  
46 Briann January, 2012  
44 Briann January, 2015

### SERIES (4 OR 5 GAMES)

33 Ebony Hoffman vs. Phoenix, 2009 Finals  
30 Tamika Catchings vs. Phoenix, 2009 Finals  
30 Tammy Sutton-Brown vs. Pho., 2009 Finals  
27 Tamika Catchings vs. Minn., 2012 Finals  
27 Katie Douglas vs. Phoenix, 2009 Finals  
26 Briann January vs. Minn., 2015 Finals

### SERIES (2 OR 3 GAMES)

28 Anna DeForge vs. Connecticut, 2007 ESF  
23 Katie Douglas vs. New York, 2011 ESF  
23 Tamika Whitmore vs. Connecticut, 2007 ESF  
22 Tamika Catchings vs. New York, 2002 ESF

### GAME

15 Tamika Whitmore at Detroit, 8/19/06  
12 Katie Douglas at Phoenix, OT, 9/29/09  
12 Ebony Hoffman at Phoenix, OT, 9/29/09  
12 Anna DeForge at Connecticut, 8/23/07

## MOST FG ATTEMPTED

### CAREER

875 Tamika Catchings, 2002 to present  
396 Briann January, 2009 to present  
358 Katie Douglas, 2008-13  
316 Shavonte Zellous, 2010-15  
256 Tammy Sutton-Brown, 2007-12  
192 Erlana Larkins, 2012 to present  
175 Ebony Hoffman, 2005-10  
170 Tully Bevilaqua, 2005-10  
158 Marissa Coleman, 2014 to present  
136 Erin Phillips, 2011-13

### SEASON

149 Tamika Catchings, 2012  
141 Katie Douglas, 2009  
134 Tamika Catchings, 2015  
122 Tamika Catchings, 2009  
119 Marissa Coleman, 2015  
114 Shenise Johnson, 2015  
108 Briann January, 2015  
108 Briann January, 2012  
106 Tammy Sutton-Brown, 2009  
94 Katie Douglas, 2011

### SERIES (4 OR 5 GAMES)

73 Katie Douglas vs. Phoenix, 2009 Finals  
66 Tamika Catchings vs. Phoenix, 2009 Finals  
63 Briann January vs. Minnesota, 2015 Finals  
63 Tamika Catchings vs. Minn., 2012 Finals

### SERIES (2 OR 3 GAMES)

55 Tamika Whitmore vs. Connecticut, 2007 ESF  
49 Katie Douglas vs. New York, 2011 ESF  
49 Anna DeForge vs. Connecticut, 2007 ESF  
48 Shavonte Zellous vs. Chicago, 2014 EF

### GAME

25 Tamika Whitmore at Detroit, 8/19/06  
22 Tamika Catchings at Chicago, 2OT, 9/1/14  
22 Anna DeForge at Connecticut, 3OT, 8/23/07  
21 Tamika Catchings vs. New York, 9/27/15  
21 Shavonte Zellous at Chicago, 2OT, 9/1/14  
21 Katie Douglas at Phoenix, OT, 9/29/09

## 3-POINT FG MADE

### CAREER

81 Tamika Catchings, 2002 to present  
50 Katie Douglas, 2008-13  
36 Briann January, 2009 to present  
34 Tully Bevilaqua, 2005-10  
28 Marissa Coleman, 2014 to present  
28 Shavonte Zellous, 2010-15  
19 Erin Phillips, 2011-13  
16 Anna DeForge, 2006-07  
15 Tamika Whitmore, 2006-07

### SEASON

21 Marissa Coleman, 2015  
18 Katie Douglas, 2009  
17 Tamika Catchings, 2012  
17 Katie Douglas, 2011  
15 Tamika Catchings, 2015  
15 Erin Phillips, 2012  
13 Tamika Whitmore, 2007  
12 Briann January, 2009  
11 Katie Douglas, 2012  
11 Anna DeForge, 2007

### SERIES (4 OR 5 GAMES)

10 Katie Douglas vs. Phoenix, 2009 Finals  
9 Briann January vs. Phoenix, 2009 Finals  
8 Tamika Catchings vs. Minn., 2012 Finals

### SERIES (2 OR 3 GAMES)

9 Katie Douglas vs. New York, 2011 ESF  
9 Tamika Whitmore vs. Connecticut, 2007 ESF  
8 Katie Douglas vs. Atlanta, 2011 EF  
8 Tamika Catchings vs. New York, 2002 ESF

### GAME

5 Marissa Coleman at New York, 9/29/15  
5 Marissa Coleman at Chicago, 9/21/15  
5 Katie Douglas at Connecticut, 10/5/12  
5 Katie Douglas at Atlanta, 9/25/11  
5 Tangela Smith vs. Atlanta, 9/22/11  
4 seven times (last: Tamika Catchings at Minnesota, 10/14/15)

## FEVER INDIVIDUAL PLAYOFFS RECORDS

**3-POINT FG ATTEMPTED****CAREER**

244 Tamika Catchings, 2002 to present  
 145 Katie Douglas, 2008-13  
 104 Tully Bevilaqua, 2005-10  
 110 Briann January, 2009 to present  
 90 Shavonte Zellous, 2010-15  
 72 Marissa Coleman, 2014 to present  
 47 Erin Phillips, 2011-13  
 36 Anna DeForge, 2006-07  
 34 Ebony Hoffman, 2005-10  
 30 Tamika Whitmore, 2006-07

**SEASON**

58 Katie Douglas, 2009  
 52 Tamika Catchings, 2012  
 51 Marissa Coleman, 2015  
 39 Katie Douglas, 2011  
 36 Tamika Catchings, 2009  
 32 Tamika Catchings, 2015  
 32 Tully Bevilaqua, 2009

**SERIES (4 OR 5 GAMES)**

35 Katie Douglas vs. Phoenix, 2009 Finals  
 24 Tamika Catchings vs. Minn., 2012 Finals  
 22 Shavonte Zellous vs. Minnesota, 2012 Finals

**SERIES (2 OR 3 GAMES)**

22 Katie Douglas vs. New York, 2011 ESF  
 21 Tamika Catchings vs. New York, 2002 ESF  
 19 Shavonte Zellous vs. Chicago, 2014 EF  
 18 Marissa Coleman vs. Chicago, 2015 ESF  
 18 Tully Bevilaqua vs. Detroit, 2008 ESF

**GAME**

11 Anna DeForge at Connecticut, 3OT, 8/23/07  
 10 Tamika Catchings at Minnesota, 10/14/12  
 10 Katie Douglas at Connecticut, 10/5/12  
 10 Katie Douglas at New York, 9/17/11

**MOST FT MADE****CAREER**

351 Tamika Catchings, 2002 to present  
 115 Briann January, 2009 to present  
 99 Tammy Sutton-Brown, 2007-12  
 85 Katie Douglas, 2008-13  
 76 Shavonte Zellous, 2010-15  
 54 Erlana Larkins, 2012 to present  
 28 Ebony Hoffman, 2005-10  
 27 Tully Bevilaqua, 2005-10  
 23 Karima Christmas, 2012-14  
 23 Erin Phillips, 2011-13

**SEASON**

61 Tamika Catchings, 2012  
 51 Tamika Catchings, 2009  
 48 Tamika Catchings, 2015  
 36 Tamika Catchings, 2014  
 36 Tamika Catchings, 2007  
 35 Katie Douglas, 2009  
 34 Briann January, 2009  
 31 Tammy Sutton-Brown, 2009  
 28 Briann January, 2015  
 28 Tamika Catchings, 2008

**SERIES (4 OR 5 GAMES)**

27 Tamika Catchings vs. Minn., 2012 Finals  
 19 Tamika Catchings vs. Minn., 2015 Finals  
 19 Briann January vs. Minnesota, 2015 Finals  
 18 Shavonte Zellous vs. Minnesota, 2012 Finals  
 17 Tamika Catchings vs. Phoenix, 2009 Finals

**SERIES (2 OR 3 GAMES)**

28 Tamika Catchings vs. Detroit, 2008 ESF  
 23 Tamika Catchings vs. Chicago, 2015 ESF  
 23 Tamika Catchings vs. Washington, 2014 ESF  
 23 Tamika Catchings vs. Connecticut, 2007 ESF  
 21 Tamika Catchings vs. Atlanta, 2012 ESF

**GAME**

16 Tamika Catchings vs. Connecticut, OT, 8/27/07  
 14 Tamika Catchings vs. Washington, 8/21/14  
 14 Tamika Catchings at Detroit, OT, 9/21/08  
 13 Tammy Sutton-Brown at Detroit, OT, 9/21/08

**MOST CONSECUTIVE FT MADE**

25 Tamika Catchings, 10/17/12 to 9/22/13 (last 2 at Minnesota, 10/17/12; 6-6 vs. Minnesota, 10/19/12; 9-9 vs. Minnesota, 10/21/12; 3-3 at Chicago, 9/20/13; first 5 vs. Chicago, 9/22/13)  
 24 Shavonte Zellous, 10/2/12 to 9/22/13 (last 1 vs. Atlanta, 10/2/12; 0-0 at Connecticut, 10/5/12; 0-0 vs. Connecticut, 10/8/12; 0-0 at Connecticut, 10/11/12; 2-2 at Minnesota, 10/14/12; 5-5 at Minnesota, 10/17/12; 7-7 vs. Minnesota, 10/19/12; 4-4 vs. Minnesota, 10/21/12; 3-3 at Chicago, 9/20/13; first 2 vs. Chicago, 9/22/13)  
 23 Tamika Catchings, 9/19/08 to 9/21/08 (last 11 vs. Detroit, 9/19/08; first 12 at Detroit, OT, 9/21/08)  
 21 Briann January, 9/21/15 to 10/11/15 (last 2 at Chicago, 9/21/15; 1-1 vs. New York, 9/27/15; 2-2 at New York, 9/29/15; 6-6 at Minnesota, 10/4/15; 2-2 at Minnesota, 10/6/15; first 8 vs. Minnesota, 10/11/15)

**MOST FT ATTEMPTED****CAREER**

411 Tamika Catchings, 2002 to present  
 138 Tammy Sutton-Brown, 2007-12  
 131 Briann January, 2009 to present  
 106 Katie Douglas, 2008-13  
 95 Shavonte Zellous, 2010-15  
 67 Erlana Larkins, 2012 to present  
 38 Ebony Hoffman, 2005-10  
 36 Tully Bevilaqua, 2005-10  
 29 Karima Christmas, 2012-14  
 29 Erin Phillips, 2011-13

**SEASON**

68 Tamika Catchings, 2012  
 60 Tamika Catchings, 2009  
 56 Tamika Catchings, 2015  
 45 Tammy Sutton-Brown, 2009  
 43 Katie Douglas, 2009  
 41 Tamika Catchings, 2007  
 40 Tamika Catchings, 2014  
 40 Briann January, 2009

**SERIES (4 OR 5 GAMES)**

28 Tamika Catchings vs. Minn., 2012 Finals  
 25 Tammy Sutton-Brown vs. Pho., 2009 Finals  
 22 Tamika Catchings vs. Phoenix, 2009 Finals

**SERIES (2 OR 3 GAMES)**

30 Tamika Catchings vs. Detroit, 2008 ESF  
 27 Tamika Catchings vs. Chicago, 2015 ESF  
 24 Tamika Catchings vs. Washington, 2014 ESF  
 24 Tamika Catchings vs. Atlanta, 2012 ESF  
 24 Tamika Catchings vs. Connecticut, 2007 ESF

**GAME**

17 Tamika Catchings vs. Connecticut, OT, 8/27/07  
 15 Tamika Catchings at Detroit, OT, 9/21/08  
 14 Tammy Sutton-Brown at Detroit, OT, 9/21/08  
 14 Tamika Catchings vs. Washington, 8/21/14

**REBOUNDS****CAREER**

588 Tamika Catchings, 2002 to present  
 281 Erlana Larkins, 2012 to present  
 168 Tammy Sutton-Brown, 2007-12  
 102 Shavonte Zellous, 2010-15  
 102 Ebony Hoffman, 2005-10  
 101 Briann January, 2009 to present  
 95 Katie Douglas, 2008-13  
 66 Jessica Davenport, 2009-13  
 63 Tully Bevilaqua, 2005-10  
 55 Karima Christmas, 2012-14

**SEASON**

109 Erlana Larkins, 2012  
 104 Tamika Catchings, 2009  
 85 Tamika Catchings, 2012  
 79 Erlana Larkins, 2015  
 76 Tamika Catchings, 2015  
 66 Tamika Catchings, 2007  
 56 Tammy Sutton-Brown, 2009  
 52 Erlana Larkins, 2014  
 50 Shenise Johnson, 2015  
 50 Tamika Catchings, 2011

**SERIES (4 OR 5 GAMES)**

48 Erlana Larkins vs. Minnesota, 2012 Finals  
 48 Tamika Catchings vs. Phoenix, 2009 Finals  
 40 Tamika Catchings vs. Minn., 2015 Finals  
 36 Erlana Larkins vs. Minnesota, 2015 Finals  
 27 Ebony Hoffman vs. Phoenix, 2009 Finals

**SERIES (2 OR 3 GAMES)**

46 Tamika Catchings vs. Connecticut, 2007 ESF  
 35 Tamika Catchings vs. Atlanta, 2012 ESF  
 32 Erlana Larkins vs. Atlanta, 2012 ESF  
 32 Tamika Catchings vs. New York, 2002 ESF

**GAME**

20 Erlana Larkins vs. Atlanta, 10/2/12  
 20 Tamika Catchings at Connecticut, 3OT, 8/23/07  
 16 Tamika Catchings vs. Washington, OT, 9/19/09  
 15 Erlana Larkins vs. Minnesota, 10/19/12  
 15 Erlana Larkins at Minnesota, 10/14/12

**OFFENSIVE REBOUNDS****CAREER**

143 Tamika Catchings, 2002 to present  
 119 Erlana Larkins, 2012 to present  
 54 Tammy Sutton-Brown, 2007-12  
 34 Katie Douglas, 2008-13  
 30 Karima Christmas, 2012-14  
 29 Shavonte Zellous, 2010-15  
 25 Ebony Hoffman, 2005-10  
 22 Briann January, 2009 to present  
 22 Jessica Davenport, 2009-13  
 15 Tully Bevilaqua, 2005-10  
 15 Sheri Sam, 2007

**SEASON**

49 Erlana Larkins, 2012  
 34 Erlana Larkins, 2015  
 24 Tamika Catchings, 2009  
 23 Erlana Larkins, 2014  
 19 Tamika Catchings, 2011  
 18 Tamika Catchings, 2012  
 17 Tamika Catchings, 2015  
 17 Tammy Sutton-Brown, 2011  
 15 Karima Christmas, 2014  
 15 Tammy Sutton-Brown, 2009  
 15 Sheri Sam, 2007

**SERIES (4 OR 5 GAMES)**

22 Erlana Larkins vs. Minnesota, 2012 Finals  
 18 Erlana Larkins vs. Minnesota, 2015 Finals  
 10 Tamika Catchings vs. Minn., 2015 Finals

**SERIES (2 OR 3 GAMES)**

15 Erlana Larkins vs. Atlanta, 2012 ESF  
 13 Erlana Larkins vs. Chicago, 2015 ESF  
 12 Karima Christmas vs. Chicago, 2014 EF  
 12 Erlana Larkins vs. Chicago, 2014 EF  
 12 Erlana Larkins vs. Connecticut, 2012 EF  
 12 Tamika Catchings vs. Atlanta, 2012 ESF  
 12 Tamika Catchings vs. New York, 2002 ESF

**GAME**

9 Erlana Larkins vs. Atlanta, 10/2/12  
 8 Erlana Larkins vs. Minnesota, 10/19/12  
 7 Erlana Larkins at Minnesota, 10/14/12  
 7 Natalie Williams at Connecticut, OT, 9/10/05

**DEFENSIVE REBOUNDS****CAREER**

445 Tamika Catchings, 2002 to present  
 162 Erlana Larkins, 2012 to present  
 114 Tammy Sutton-Brown, 2007-12  
 79 Briann January, 2009 to present  
 77 Ebony Hoffman, 2005-10  
 73 Shavonte Zellous, 2010-15  
 61 Katie Douglas, 2008-13  
 48 Tully Bevilaqua, 2005-10  
 44 Jessica Davenport, 2009-13  
 36 Shenise Johnson, 2015 to present

**SEASON**

80 Tamika Catchings, 2009  
 67 Tamika Catchings, 2012  
 60 Erlana Larkins, 2012  
 59 Tamika Catchings, 2015  
 54 Tamika Catchings, 2007  
 45 Erlana Larkins, 2015  
 41 Tammy Sutton-Brown, 2009  
 37 Ebony Hoffman, 2009  
 36 Shenise Johnson, 2015

**SERIES (4 OR 5 GAMES)**

41 Tamika Catchings vs. Phoenix, 2009 Finals  
 30 Tamika Catchings vs. Minn., 2015 Finals  
 26 Erlana Larkins vs. Minnesota, 2012 Finals  
 24 Ebony Hoffman vs. Phoenix, 2009 Finals

**SERIES (2 OR 3 GAMES)**

38 Tamika Catchings vs. Connecticut, 2007 ESF  
 23 Tamika Catchings vs. Atlanta, 2012 ESF  
 22 Tamika Catchings vs. Connecticut, 2012 EF

**GAME**

18 Tamika Catchings at Connecticut, 3OT, 8/23/07  
 12 Erlana Larkins at Atlanta, 9/26/13  
 12 Tamika Catchings vs. Chicago, 9/22/13  
 12 Tamika Catchings at Connecticut, 10/11/12  
 12 Tamika Catchings vs. Phoenix, 10/4/09  
 11 seven times (last: Erlana Larkins vs. Chicago, 9/22/13)

**ASSISTS****CAREER**

223 Tamika Catchings, 2002 to present  
 164 Briann January, 2009 to present  
 82 Katie Douglas, 2008-13  
 63 Tully Bevilaqua, 2005-10  
 60 Shavonte Zellous, 2010-15  
 41 Erlana Larkins, 2012 to present  
 39 Erin Phillips, 2011-13

**SEASON**

55 Briann January, 2015  
 54 Tamika Catchings, 2009  
 40 Katie Douglas, 2009  
 38 Briann January, 2012  
 31 Tamika Catchings, 2012  
 30 Briann January, 2009  
 29 Tamika Catchings, 2015  
 21 Briann January, 2014  
 20 Tully Bevilaqua, 2009  
 19 Tully Bevilaqua, 2007  
 19 Tamika Catchings, 2007

**SERIES (4 OR 5 GAMES)**

33 Tamika Catchings vs. Phoenix, 2009 Finals  
 27 Briann January vs. Minnesota, 2015 Finals  
 25 Katie Douglas vs. Phoenix, 2009 Finals  
 16 Briann January vs. Phoenix, 2009 Finals

**SERIES (2 OR 3 GAMES)**

18 Tamika Catchings vs. Detroit, 2008 ESF  
 15 Briann January vs. Chicago, 2015 ESF  
 15 Briann January vs. Atlanta, 2012 ESF  
 15 Tamika Catchings vs. Connecticut, 2007 ESF  
 14 Coquese Washington vs. New York, 2002 ESF

**GAME**

11 Tamika Catchings at Phoenix, 10/1/09  
 9 Katie Douglas at Phoenix, 10/9/09  
 8 six times (last: Briann January vs. Minnesota, 10/9/15)

**STEALS****CAREER**

149 Tamika Catchings, 2002 to present  
 44 Briann January, 2009 to present  
 36 Tully Bevilaqua, 2005-10  
 34 Katie Douglas, 2008-13  
 25 Erlana Larkins, 2012 to present  
 23 Ebony Hoffman, 2005-10  
 22 Shavonte Zellous, 2010-15  
 22 Tammy Sutton-Brown, 2007-12

**SEASON**

33 Tamika Catchings, 2009  
 23 Tamika Catchings, 2012  
 22 Tamika Catchings, 2015  
 16 Briann January, 2012  
 15 Briann January, 2015  
 14 Katie Douglas, 2009  
 13 Tamika Catchings, 2014  
 13 Tamika Catchings, 2011  
 13 Tamika Catchings, 2007  
 12 Marissa Coleman, 2015  
 12 Tully Bevilaqua, 2009

**SERIES (4 OR 5 GAMES)**

16 Tamika Catchings vs. Phoenix, 2009 Finals  
 11 Tamika Catchings vs. Minn., 2015 Finals  
 8 Tamika Catchings vs. Minn., 2012 Finals



## FEVER INDIVIDUAL PLAYOFFS RECORDS

### SERIES (2 OR 3 GAMES)

- 12 Tamika Catchings vs. Detroit, 2009 EF
- 9 Tamika Catchings vs. Washington, 2014 ESF
- 9 Tamika Catchings vs. New York, 2010 ESF
- 8 Tamika Catchings vs. Atlanta, 2012 ESF
- 8 Tamika Catchings vs. Detroit, 2007 EF

### GAME

- 7 Tamika Catchings vs. Washington, 8/21/14
- 6 Briann January at New York, 9/29/15
- 6 Tamika Catchings vs. Detroit, 9/25/09
- 5 Erin Phillips vs. New York, 9/19/11
- 5 Tamika Catchings at Phoenix, 10/9/09
- 5 Katie Douglas vs. Detroit, 9/25/09

### BLOCKED SHOTS

#### CAREER

- 62 Tamika Catchings, 2002 to present
- 44 Tammy Sutton-Brown, 2007-12
- 24 Shavonte Zellous, 2010-15
- 23 Erlana Larkins, 2012 to present
- 18 Jessica Davenport, 2009-13
- 15 Ebony Hoffman, 2005-10
- 10 Briann January, 2009 to present
- 10 Katie Douglas, 2008-13

#### SEASON

- 18 Tamika Catchings, 2012
- 14 Tamika Catchings, 2009
- 14 Tammy Sutton-Brown, 2009
- 12 Tammy Sutton-Brown, 2007
- 11 Tammy Sutton-Brown, 2011
- 11 Tamika Catchings, 2015
- 8 Erlana Larkins, 2012
- 8 Shavonte Zellous, 2012
- 8 Jessica Davenport, 2009

### SERIES (4 OR 5 GAMES)

- 9 Tamika Catchings vs. Minnesota, 2012 Finals
- 8 Tamika Catchings vs. Phoenix, 2009 Finals
- 7 Jessica Davenport vs. Phoenix, 2009 Finals

### SERIES (2 OR 3 GAMES)

- 10 Tammy Sutton-Brown vs. Detroit, 2007 EF
- 7 Tammy Sutton-Brown vs. Atlanta, 2011 EF
- 6 Tammy Sutton-Brown vs. Washington, 2009 ESF

### GAME

- 6 Tammy Sutton-Brown vs. Detroit, 8/31/07
- 4 Tamika Catchings vs. Minnesota, 10/14/12
- 4 Tamika Catchings vs. Atlanta, 10/2/12
- 4 Tangelia Smith vs. Atlanta, 9/22/11
- 4 Tamika Catchings vs. Washington, OT, 9/19/09
- 4 Tammy Sutton-Brown vs. Washington, OT, 9/19/09

### PERSONAL FOULS

#### CAREER

- 190 Tamika Catchings, 2002 to present
- 112 Briann January, 2009 to present
- 102 Shavonte Zellous, 2010-15
- 87 Erlana Larkins, 2012 to present
- 86 Tammy Sutton-Brown, 2007-12
- 74 Tully Bevilaqua, 2005-10
- 72 Ebony Hoffman, 2005-10
- 47 Katie Douglas, 2008-13
- 41 Erin Phillips, 2011-13
- 36 Jessica Davenport, 2009-13

### SEASON

- 38 Ebony Hoffman, 2009
- 34 Tamika Catchings, 2009
- 32 Briann January, 2012
- 30 Erlana Larkins, 2015
- 30 Tammy Sutton-Brown, 2009
- 29 Shavonte Zellous, 2015
- 29 Tamika Catchings, 2012
- 28 Tamika Catchings, 2015
- 27 Briann January, 2015
- 27 Shavonte Zellous, 2012

### SERIES (4 OR 5 GAMES)

- 22 Ebony Hoffman vs. Phoenix, 2009 Finals
- 19 Shavonte Zellous vs. Minnesota, 2015 Finals
- 18 Tamika Catchings vs. Phoenix, 2009 Finals
- 16 Erlana Larkins vs. Minnesota, 2015 Finals
- 15 Jessica Moore vs. Phoenix, 2009 Finals

### SERIES (2 OR 3 GAMES)

- 15 Erlana Larkins vs. Chicago, 2014 EF
- 13 Tammy Sutton-Brown vs. Detroit, 2007 EF
- 12 Briann January vs. Atlanta, 2012 ESF
- 12 Tamika Catchings vs. Detroit, 2008 ESF
- 12 Tammy Sutton-Brown vs. Detroit, 2008 ESF
- 12 Sheri Sam vs. Connecticut, 2007 ESF

### TURNOVERS

#### CAREER

- 176 Tamika Catchings, 2002 to present
- 99 Briann January, 2009 to present
- 71 Tammy Sutton-Brown, 2007-12
- 56 Katie Douglas, 2008-13
- 55 Erlana Larkins, 2012 to present
- 42 Shavonte Zellous, 2010-15
- 35 Tully Bevilaqua, 2005-10
- 31 Erin Phillips, 2011-13
- 29 Karima Christmas, 2012-14
- 29 Ebony Hoffman, 2005-10

#### SEASON

- 34 Tamika Catchings, 2009
- 30 Briann January, 2015
- 30 Briann January, 2012
- 30 Tammy Sutton-Brown, 2009
- 29 Tamika Catchings, 2015
- 27 Tamika Catchings, 2012
- 20 Erlana Larkins, 2015

### SERIES (4 OR 5 GAMES)

- 19 Tamika Catchings vs. Minn., 2015 Finals
- 19 Briann January vs. Minnesota, 2015 Finals
- 14 Tamika Catchings vs. Phoenix, 2009 Finals
- 14 Tammy Sutton-Brown vs. Pho., 2009 Finals

### SERIES (2 OR 3 GAMES)

- 14 Tamika Catchings vs. Detroit, 2009 EF
- 14 Olympia Scott vs. New York, 2002 ESF
- 14 Tamika Whitmore vs. Connecticut, 2007 ESF

### GAME

- 8 Olympia Scott at New York, 8/20/02



Tamika Whitmore's 41 points for Indiana in a 98-83 playoff loss at Detroit, 8/19/06, was a WNBA Playoff record until 2010. Whitmore made 15-of-22 shots and added 10 rebounds in what was one of the greatest playoff performances in league history. Pacing the Fever while Tamika Catchings was lost for the second half due to a concussion, Whitmore scored 25 points in the second half, including 15 in the third quarter.



Shavonte Zellous' 30 points in Game 3 of the 2012 WNBA Finals matched the third-highest scoring output in Indiana playoff history. Zellous hit 10-of-17 shots in the game while staking the Fever to a stunning 37-point third-quarter advantage (70-33), which is the largest lead in Finals history. Zellous shot 18-of-18 from the FT line during the series and closed the 2012 campaign with 19 straight free throws made.



Erlana Larkins established a new Fever record with 109 rebounds during the 2012 playoffs season. She matched a league standard with nine offensive rebounds and grabbed 20 boards overall in Game 3 of the East Semis to match Tamika Catchings' mark which is second in league playoffs history. She twice registered 15 rebounds in the Finals which fell one shy of the single-game mark in a championship series.



## FEVER TOP SCORING PERFORMANCES IN PLAYOFFS

PLAYER	FG-A	3FG-A	FT-A	TP	PLAYER	FG-A	3FG-A	FT-A	TP
Tamika Whitmore at Detroit, 8/19/06.....	15-25	1-4	4-4	41	Shenise Johnson at Chicago, 9/21/15.....	10-15	2-4	0-0	22
Shavonte Zellous vs. Minnesota, 10/19/12.....	10-17	3-6	7-7	30	Tamika Catchings vs. Chicago, 9/19/15.....	6-12	1-3	9-10	22
Katie Douglas at Phoenix, 9/29/09.....	12-21	4-7	2-2	30	Tamika Catchings vs. Washington, 8/21/14.....	4-15	0-1	14-14	22
Tamika Catchings at Detroit, 9/2/07.....	6-13	2-2	16-17	30	Tamika Catchings at Connecticut, 10/11/12.....	7-16	2-5	6-6	22
Tamika Catchings vs. Connecticut, 8/27/07.....	6-13	2-2	16-17	30	Tammy Sutton-Brown at Phoenix, 10/9/09.....	8-13	0-0	6-9	22
Tamika Catchings vs. New York, 8/16/02.....	11-19	4-8	3-4	29	Tamika Catchings vs. Detroit, 8/31/07.....	5-15	2-8	10-13	22
Tamika Catchings at Chicago, 9/21/15.....	8-16	3-7	8-8	27	Tamika Catchings at Chicago, 9/17/15.....	6-12	3-6	6-9	21
Tamika Catchings at Minnesota, 10/17/12.....	9-14	3-5	6-7	27	Tamika Catchings at Atlanta, 9/26/13.....	6-12	2-3	7-10	21
Katie Douglas at Connecticut, 10/5/12.....	11-19	5-10	0-0	27	Tamika Catchings vs. Connecticut, 10/8/12.....	7-16	2-4	5-6	21
Ebony Hoffman at Phoenix, 9/29/09.....	12-14	2-2	1-1	27	Katie Douglas vs. New York, 9/19/11.....	7-15	2-5	5-6	21
Tamika Catchings at Detroit, 9/21/08.....	5-11	3-5	14-15	27	Tamika Catchings at New York, 9/1/10.....	8-18	2-5	3-4	21
Tamika Catchings at Washington, 8/23/14.....	8-16	1-2	9-10	26	Tamika Catchings at Connecticut, 9/10/05.....	8-18	1-2	4-4	21
Anna DeForge vs. Connecticut, 8/25/07.....	8-11	2-3	8-8	26	Shavonte Zellous at Chicago, 9/1/14.....	7-21	2-8	4-4	20
Tamika Catchings vs. New York, 9/27/15.....	11-21	1-3	2-4	25	Shavonte Zellous at Chicago, 9/20/13.....	7-11	3-3	3-3	20
Tamika Catchings vs. Minnesota, 10/21/12.....	7-16	2-5	9-9	25	Tamika Catchings at Minnesota, 10/14/12.....	6-20	2-10	6-6	20
Tamika Catchings at Atlanta, 9/30/12.....	6-17	3-7	10-12	25	Katie Douglas at New York, 9/17/11.....	7-16	3-10	3-3	20
Katie Douglas at Atlanta, 9/25/11.....	8-15	5-6	4-4	25	Tammy Sutton-Brown at Detroit, 9/23/08.....	8-12	0-0	4-4	20
Tangela Smith vs. Atlanta, 9/22/11.....	9-15	5-7	2-2	25	Tamika Catchings at New York, 8/18/02.....	7-14	1-5	5-5	20
Katie Douglas vs. New York, 9/15/11.....	9-18	4-7	3-4	25					
Tamika Catchings vs. Atlanta, 9/29/13.....	6-13	3-6	9-10	24					
Katie Douglas vs. Connecticut, 10/8/12.....	9-19	1-6	5-6	24					
Katie Douglas vs. Atlanta, 10/2/12.....	9-19	3-6	3-3	24					
Briann January at Atlanta, 9/30/12.....	10-17	1-1	3-3	24					
Katie Douglas at New York, 9/1/10.....	8-13	3-6	5-5	24					
Tamika Catchings vs. Phoenix, 10/7/09.....	11-17	0-2	2-2	24					
Tamika Whitmore at Detroit, 9/2/07.....	9-22	4-7	2-3	24					
Tamika Whitmore vs. Connecticut, 8/27/07.....	9-22	4-7	2-3	24					

## FEVER DOUBLE-DOUBLE PERFORMANCES IN PLAYOFFS

### 2015 (2)

Tamika Catchings at Minnesota, 10/14/15 (18 points, 11 rebounds)  
 Tamika Catchings vs. Minnesota, 10/9/15 (10 points, 10 rebounds)

### 2014 (4)

Tamika Catchings at Chicago, 9/1/14 (16 points, 14 rebounds)  
 Erlana Larkins at Chicago, 9/1/14 (15 points, 11 rebounds)  
 Tamika Catchings at Washington, 8/23/14 (26 points, 11 rebounds)  
 Tamika Catchings vs. Washington, 8/21/14 (22 points, 10 rebounds)

### 2013 (4)

Erlana Larkins at Atlanta, 9/26/13 (15 points, 12 rebounds)  
 Tamika Catchings vs. Chicago, 9/22/13 (18 points, 12 rebounds)  
 Erlana Larkins vs. Chicago, 9/22/13 (14 points, 11 rebounds)  
 Erlana Larkins at Chicago, 9/20/13 (12 points, 11 rebounds)

### 2012 (7)

Erlana Larkins vs. Minnesota, 10/19/12 (10 points, 15 rebounds)  
 Erlana Larkins at Minnesota, 10/14/12 (16 points, 15 rebounds)  
 Tamika Catchings at Connecticut, 10/11/12 (22 points, 13 rebounds)  
 Erlana Larkins vs. Atlanta, 10/2/12 (16 points, 20 rebounds)  
 Tamika Catchings vs. Atlanta, 10/2/12 (16 points, 11 rebounds)  
 Tamika Catchings at Atlanta, 9/30/12 (25 points, 13 rebounds)  
 Tamika Catchings vs. Atlanta, 9/28/12 (10 points, 11 rebounds)

### 2011 (1)

Tamika Catchings vs. Atlanta, 9/22/11 (12 points, 13 rebounds)

### 2010 (1)

Tamika Catchings vs. New York, 8/29/10 (17 points, 13 rebounds)

### 2009 (3)

Tamika Catchings vs. Phoenix, 10/7/09 (24 points, 12 rebounds)  
 Tamika Catchings vs. Phoenix, 10/4/09 (14 points, 12 rebounds)  
 \* Tamika Catchings at Phoenix, 10/1/09 (19 points, 11 assists)

### 2008 (2)

Tamika Catchings at Detroit, 9/21/08 (27 points, 10 rebounds)  
 Ebony Hoffman at Detroit, 9/21/08 (15 points, 12 rebounds)

### 2007 (7)

Tammy Sutton-Brown at Detroit, 9/4/07 (17 points, 10 rebounds)  
 Tamika Catchings at Detroit, 9/2/07 (30 points, 13 rebounds)  
 Tamika Catchings vs. Detroit, 8/31/07 (22 points, 11 rebounds)  
 Tamika Catchings vs. Connecticut, 8/27/07 (30 points, 13 rebounds)  
 Tamika Catchings vs. Connecticut, 8/25/07 (15 points, 13 rebounds)  
 Tamika Whitmore at Connecticut, 8/23/07 (24 points, 14 rebounds)  
 Tamika Catchings at Connecticut, 8/23/07 (14 points, 20 rebounds)

### 2006 (1)

Tamika Whitmore at Detroit, 8/19/06 (41 points, 10 rebounds)

### 2005 (4)

Natalie Williams at Connecticut, 9/10/05 (17 points, 11 rebounds)  
 Natalie Williams vs. New York, 9/1/05 (13 points, 10 rebounds)  
 Tamika Catchings vs. New York, 9/1/05 (19 points, 12 rebounds)  
 Tamika Catchings at New York, 8/30/05 (19 points, 12 rebounds)

### 2002 (2)

Tamika Catchings at New York, 8/18/02 (20 points, 14 rebounds)  
 Tamika Catchings vs. New York, 8/16/02 (29 points, 11 rebounds)

\* indicates double-double in points and assists

## OPPONENT TOP SCORING PERFORMANCES IN PLAYOFFS

PLAYER	FG-A	3FG-A	FT-A	TP	PLAYER	FG-A	3FG-A	FT-A	TP
Elena Delle Donne, at Chicago, 9/21/15	15-22	5-10	5-5	40	Allie Quigley, at Chicago, 9/17/15	9-15	3-4	1-1	22
Iziane Castro Marques, at Atlanta, 9/25/11	13-22	2-5	2-4	30	Ivory Latta, vs. Washington, 8/21/14	8-15	6-11	0-0	22
Cappie Pondexter, at New York, 9/1/10	12-24	2-4	4-4	30	Lindsay Whalen, vs. Minnesota, 10/21/12	9-12	0-2	4-4	22
Deanna Nolan, at Detroit, 9/4/07	11-21	7-9	1-1	30	Angel McCoughtry, at Atlanta, 9/30/12	6-12	1-6	9-11	22
Cappie Pondexter, at New York, 8/26/10	9-23	5-10	5-6	28	Cappie Pondexter, vs. Phoenix, 10/7/09	7-15	1-5	7-8	22
Maya Moore, at Minnesota, 10/4/15	10-22	1-5	6-9	27	Diana Taurasi, at Phoenix, 9/29/09	5-17	3-8	9-11	22
Sylvia Fowles, at Chicago, 9/1/14	12-14	0-0	3-5	27	Deanna Nolan, vs. Detroit, 9/19/08	8-11	4-6	2-2	22
Angel McCoughtry, vs. Atlanta, 9/29/13	10-21	1-3	6-6	27	Sylvia Fowles, at Minnesota, 10/6/15	10-13	0-0	1-1	21
Seimone Augustus, at Minnesota, 10/17/12	11-23	3-7	2-2	27	Sylvia Fowles, at Minnesota, 10/4/15	9-15	0-0	3-4	21
Angel McCoughtry, at Atlanta, 9/25/11	11-23	1-3	4-6	27	Kiah Stokes, at New York, 9/23/15	9-11	0-0	3-3	21
Katie Douglas, vs. Connecticut, 8/27/07	9-19	5-12	4-5	27	Asjha Jones, vs. Connecticut, 8/27/07	10-18	0-0	1-2	21
Angel McCoughtry, vs. Atlanta, 9/27/11	7-10	1-1	11-19	26	Lindsay Whalen, vs. Connecticut, 8/27/07	9-20	2-5	1-2	21
Diana Taurasi, at Phoenix, 10/9/09	7-15	4-7	8-8	26	Deanna Nolan, at Detroit, 9/23/08	9-19	2-5	1-1	21
Tina Charles, vs. New York, 9/27/15	10-21	0-1	5-6	25	Sylvia Fowles, at Minnesota, 10/14/15	7-11	0-0	6-8	20
Nykesha Sales, at Connecticut, 8/23/07	8-17	3-6	6-8	25	Maya Moore, vs. Minnesota, 10/11/15	8-20	2-8	2-2	20
Maya Moore, vs. Minnesota, 10/9/15	10-18	4-7	0-1	24	Sylvia Fowles, vs. Chicago, 8/30/14	6-12	0-0	8-10	20
Allie Quigley, vs. Chicago, 9/3/14	7-9	4-6	6-6	24	Kara Lawson, at Washington, 8/23/14	7-12	4-7	2-2	20
Cappie Pondexter, vs. New York, 8/29/10	8-22	1-2	7-7	24	Elena Delle Donne, at Chicago, 9/20/13	6-10	0-1	8-8	20
Cappie Pondexter, at Phoenix, 10/9/09	11-20	2-4	0-0	24	Essence Carson, vs. New York, 8/29/10	9-19	2-3	0-0	20
Deanna Nolan, at Detroit, 9/2/07	8-18	4-5	4-4	24	Diana Taurasi, at Phoenix, 10/1/09	7-22	2-10	4-5	20
Taj McWilliams-Franklin, vs. Connecticut, 9/8/05	7-14	1-1	9-9	24	Asjha Jones, at Connecticut, 8/23/07	9-22	1-1	1-1	20
Tamika Whitmore, at New York, 8/18/02	10-12	1-1	3-4	24	Plenette Pierson, at Detroit, 8/19/06	6-11	0-0	8-13	20
Tiffany Hayes, at Atlanta, 9/26/13	8-14	3-6	4-5	23	Tari Phillips, at New York, 8/18/02	8-11	0-0	4-7	20
Seimone Augustus, at Minnesota, 10/14/12	8-15	2-4	5-8	23					
Lindsey Harding, vs. Atlanta, 9/28/12	8-14	1-5	6-7	23					
Iziane Castro Marques, vs. Atlanta, 9/27/11	7-15	5-7	4-6	23					
Cappie Pondexter, vs. Phoenix, 10/4/09	11-22	1-2	0-0	23					
Cappie Pondexter, at Phoenix, 9/29/09	8-14	1-2	6-7	23					
Penny Taylor, at Phoenix, 9/29/09	7-10	2-3	7-8	23					
Cheryl Ford, at Detroit, 8/19/06	10-15	0-0	3-5	23					
Maya Moore, at Minnesota, 10/17/12	7-15	3-6	6-6	23					

## OPPONENT DOUBLE-DOUBLE PERFORMANCES IN PLAYOFFS

<b>2015 (8)</b> Sylvia Fowles, at Minnesota, 10/14/15 (20 points, 11 rebounds) Rebekkah Brunson, at Minnesota, 10/14/15 (10 points, 14 rebounds) Sylvia Fowles, vs. Minnesota, 10/9/15 (11 points, 11 rebounds) Maya Moore, at Minnesota, 10/4/15 (27 points, 12 rebounds) Sylvia Fowles, at Minnesota, 10/4/15 (21 points, 11 rebounds) Tina Charles, at New York, 9/29/15 (13 points, 10 rebounds) Tina Charles, vs. New York, 9/27/15 (25 points, 10 rebounds) Elena Delle Donne, at Chicago, 9/17/15 (14 points, 11 rebounds)	<b>2011 (1)</b> Sancho Lyttle, vs. Atlanta, 9/27/11 (10 points, 11 rebounds)	<b>2006 (2)</b> Cheryl Ford, at Detroit, 8/19/06 (23 points, 10 rebounds) Cheryl Ford, vs. Detroit, 8/17/06 (11 points, 10 rebounds)
<b>2014 (1)</b> Sylvia Fowles, vs. Chicago, 8/30/14 (20 points, 14 rebounds)	<b>2010 (1)</b> Taj McWilliams-Franklin, at New York, 8/26/10 (15 points, 10 rebounds)	<b>2005 (0)</b> none
<b>2013 (2)</b> Sylvia Fowles, vs. Chicago, 9/22/13 (14 points, 14 rebounds) Sylvia Fowles, at Chicago, 9/20/13 (16 points, 10 rebounds)	<b>2009 (0)</b> none	<b>2002 (0)</b> none
<b>2012 (5)</b> Maya Moore, at Minnesota, 10/14/12 (14 points, 10 rebounds) Rebekkah Brunson, at Minnesota, 10/14/12 (10 points, 10 rebounds) Tina Charles, at Connecticut, 10/11/12 (18 points, 10 rebounds) Asjha Jones, vs. Connecticut, 10/8/12 (17 points, 10 rebounds) Tina Charles, at Connecticut, 10/5/12 (18 points, 15 rebounds)	<b>2008 (0)</b> none	<i>* indicates double-double in points and assists</i>
	<b>2007 (6)</b> Plenette Pierson, vs. Detroit, 8/31/07 (19 points, 10 rebounds) Cheryl Ford, vs. Detroit, 8/31/07 (15 points, 11 rebounds) Lindsay Whalen, vs. Connecticut, 8/27/07 (21 points, 10 rebounds) *Lindsay Whalen, at Connecticut, 8/23/07 (13 points, 10 assists) Margo Dydek, at Connecticut, 8/23/07 (11 points, 11 rebounds) Asjha Jones, at Connecticut, 8/23/07 (20 points, 10 rebounds)	

## PLAYOFFS – OPPONENT TEAM RECORDS

**MOST POINTS SCORED****GAME**

120, Phoenix, OT, 9/29/09  
98, Detroit, 8/19/06  
94, Atlanta, 9/25/11  
94, Phoenix, 10/9/09  
93, Connecticut, 3OT, 8/23/07  
90, Phoenix, 10/7/09

**HALF**

60, Detroit (2nd), 8/19/06  
56, Phoenix (1st), 9/29/09  
55, Atlanta (1st), 9/25/11  
51, Phoenix (1st), 10/9/09  
50, New York (1st), 9/17/11

**QUARTER**

35, Detroit (4th), 8/19/06  
34, Atlanta (1st), 9/25/11  
33, Phoenix (1st), 10/7/09  
31, Phoenix (1st), 9/29/09  
30, three times (last: New York (2nd), 9/17/11)

**OVERTIME**

17, Connecticut, OT, 9/10/05  
15, Phoenix, OT, 9/29/09

**FEWEST POINTS SCORED****GAME**

50, New York, 9/1/05  
51, New York, 9/29/15  
51, New York, 8/30/05  
55, New York, 8/16/02  
57, Chicago, 9/22/13

**HALF**

16, New York (1st), 9/1/05  
20, New York (2nd), 9/27/15  
22, New York (1st), 9/29/15  
23, Connecticut (2nd), OT, 9/10/05

**QUARTER**

8, Detroit (3rd), 9/21/08  
8, Connecticut (2nd), 8/25/07  
9, Detroit (4th), 9/2/07

**MOST FG MADE**

36, Chicago, 9/21/15  
35, New York, 9/23/15  
35, Detroit, 8/19/06  
35, Connecticut, 3OT, 8/23/07

**FEWEST FG MADE**

17, Chicago, 9/22/13  
17, New York, 9/1/05

**MOST FG ATTEMPTED**

95, Connecticut, 3OT, 8/23/07  
79, Phoenix, 10/4/09  
78, Chicago, 9/17/15  
78, Atlanta, 10/2/12

**FEWEST FG ATTEMPTED**

46, New York, 8/30/05  
46, Connecticut, 9/8/05

**HIGHEST FG PERCENTAGE**

.593, New York (32-54), 8/18/02  
.571, Chicago (36-63), 9/21/15  
.565, New York (35-62), 9/23/15  
.549, Atlanta (39-71), 9/25/11

**LOWEST FG PERCENTAGE**

.298, Chicago (17-57), 9/22/13  
.333, New York (21-63), 9/29/15  
.351, Minnesota (20-57), 10/19/12  
.354, New York (17-48), 9/1/08

**MOST 3-POINT FG MADE**

12, Phoenix, OT, 9/29/09  
10, Phoenix, 10/9/09  
10, Phoenix, 10/7/09

**FEWEST 3-POINT FG MADE**

0, Minnesota, 10/6/15  
1, Chicago, 8/30/14  
1, Atlanta, 9/29/13  
1, Chicago, 9/22/13  
1, Atlanta, 9/28/12

**MOST 3-POINT FG ATTEMPTED**

28, Connecticut, 3OT, 8/23/07  
24, Phoenix, 10/7/09  
23, Phoenix, 10/1/09  
22, Phoenix, OT, 9/29/09

**FEWEST 3-POINT FG ATTEMPTED**

6, Minnesota, 10/14/15  
6, Detroit, 8/31/07  
6, Detroit, 8/19/06

**HIGHEST 3-POINT FG PERCENTAGE**

.667, Atlanta (8-12), 9/27/11  
.600, Detroit (6-10), 9/2/07  
.588, Phoenix (10-17), 10/9/09  
.571, New York (8-14), 9/23/15

**LOWEST 3-POINT FG PERCENTAGE**

.000, Minnesota (0-8), 10/6/15  
.083, Atlanta (1-12), 9/29/13  
.100, Atlanta (1-10), 9/28/12  
.125, Chicago (1-8), 8/30/14  
.125, Chicago (1-8), 9/22/13

**MOST FT MADE**

32, Phoenix, OT, 9/29/09  
26, Detroit, 8/19/06  
25, Atlanta, 9/30/12  
25, Connecticut, 9/8/05

**FEWEST FT MADE**

3, Atlanta, 10/2/12  
4, New York, 9/29/15  
6, Minnesota, 10/11/15  
6, New York, 9/23/15  
6, New York, 8/20/02

**MOST FT ATTEMPTED**

40, Detroit, 8/19/06  
38, Phoenix, OT, 9/29/09  
33, Atlanta, 9/27/11  
32, Connecticut, OT, 9/10/05  
32, Connecticut, 9/8/05

**FEWEST FT ATTEMPTED**

5, Atlanta, 10/2/12  
8, New York, 9/29/15  
8, New York, 9/23/15  
9, Minnesota, 10/11/15  
9, New York, 9/19/11  
9, New York, 8/20/02

**HIGHEST FT PERCENTAGE**

1.000, Chicago (10-10), 9/21/15  
.960, Phoenix (24-25), 10/9/09  
.952, New York (20-21), 9/17/11  
.952, Detroit (20-21), OT, 9/21/08  
.950, Connecticut (19-20), 10/5/12

**LOWEST FT PERCENTAGE**

.471, Detroit (8-17), 8/31/07  
.500, New York (4-8), 9/29/15  
.529, Atlanta (9-17), 9/22/11  
.545, Atlanta (12-22), 9/25/11

**MOST REBOUNDS**

48, Connecticut, 3OT, 8/23/07  
47, Detroit, 9/3/07  
43, five times (last: at Chicago, 9/17/15)

**FEWEST REBOUNDS**

20, New York, 8/30/05  
21, Chicago, 9/20/13  
24, Minnesota, 10/11/15  
24, New York, 8/16/02

**MOST ASSISTS**

27, Connecticut, 3OT, 8/23/07  
25, Chicago, 9/21/15  
24, Detroit, 8/19/06

**FEWEST ASSISTS**

6, Chicago, 8/30/14  
6, Minnesota, 10/19/12  
7, Chicago, 9/22/13  
7, New York, 8/29/10

**MOST STEALS**

16, Minnesota, 10/17/12  
15, Atlanta, 9/27/11  
14, Atlanta, 9/28/12  
13, Atlanta, 9/22/11

**FEWEST STEALS**

1, Chicago, 9/21/15  
1, Detroit, 8/31/07  
2, Washington, 8/23/14  
2, Minnesota, 10/21/12  
2, New York, 9/1/05

**MOST BLOCKED SHOTS**

13, Chicago, 2OT, 9/1/14  
10, Chicago, 8/30/14  
9, Atlanta, 9/29/13  
9, Phoenix, 10/1/09

**FEWEST BLOCKED SHOTS**

0, Detroit, 9/23/08  
0, New York, 8/20/02

**MOST TURNOVERS**

24, Detroit, 9/26/05  
24, Detroit, 9/25/05  
23, Washington, OT, 9/19/09  
22, New York, 9/29/15

**FEWEST TURNOVERS**

6, New York, 8/18/02  
9, Chicago, 9/21/15  
9, Chicago, 9/20/13  
9, Atlanta, 10/2/12

## PLAYOFFS – OPPONENT INDIVIDUAL RECORDS

**MOST POINTS SCORED****GAME**

40 Elena Delle Donne, Chicago, 9/21/15  
30 Iziane Castro Marques, Atlanta, 9/25/11  
30 Cappie Pondexter, New York, 9/1/10  
30 Deanna Nolan, Detroit, 9/3/07  
28 Cappie Pondexter, New York, 8/26/10

**HALF**

23 Seimone Augustus, Minnesota (2nd), 10/17/12  
23 Cappie Pondexter, New York (1st), 8/26/10  
21 Elena Delle Donne, Chicago (1st), 9/21/15  
20 Angel McCoughtry, Atlanta (1st), 9/25/11  
20 Deanna Nolan, Detroit (1st), 9/3/07

**QUARTER**

15 Seimone Augustus, Minnesota (3rd), 10/17/12  
15 Cappie Pondexter, New York (2nd), 8/26/10  
15 Deanna Nolan, Detroit (2nd), 9/2/07  
14 Elena Delle Donne (1st), 9/21/15  
13 Angel McCoughtry, Atlanta (1st), 9/25/11  
13 Diana Taurasi, Phoenix (2nd), 10/9/09

**OVERTIME**

7 Cappie Pondexter, Phoenix, 9/29/09  
5 Kara Lawson, Washington, 8/23/14  
5 Katie Douglas, Connecticut, 9/10/05  
5 Lindsay Whalen, Connecticut (2nd), 8/23/07

**MOST FG MADE**

15 Elena Delle Donne, Chicago, 9/21/15  
13 Iziane Castro Marques, Atlanta, 9/25/11  
12 Sylvia Fowles, Chicago, 2OT, 9/1/14  
12 Cappie Pondexter, New York, 9/1/10

**MOST FG ATTEMPTED**

24 Cappie Pondexter, New York, 9/1/10  
23 Seimone Augustus, Minnesota, 10/17/12  
23 Angel McCoughtry, Atlanta, 9/25/11  
23 Cappie Pondexter, New York, 8/26/10

**MOST 3-POINT FG MADE**

7 Deanna Nolan, Detroit, 9/3/07  
6 Ivory Latta, Washington, OT, 8/23/14  
5 Iziane Castro Marques, Atlanta, 9/27/11  
5 Elena Delle Donne, Chicago, 9/21/15  
5 Cappie Pondexter, New York, 8/26/10  
5 Katie Douglas, Connecticut, OT, 8/27/07

**MOST 3-POINT FG ATTEMPTED**

12 Katie Douglas, Connecticut, 3OT, 8/23/07  
12 Katie Douglas, Connecticut, OT, 8/27/07  
11 Ivory Latta, Washington, OT, 8/23/14  
10 five times (last: Elena Delle Donne, Chicago, 9/21/15)

**MOST FT MADE**

11 Angel McCoughtry, Atlanta, 9/27/11  
10 Shavonte Zellous, Detroit, 9/23/09

**MOST FT ATTEMPTED**

19 Angel McCoughtry, Atlanta, 9/27/11  
13 Plenette Pierson, Detroit, 8/19/06  
12 Swin Cash, Detroit, 8/19/06

**MOST REBOUNDS**

15 Tina Charles, Connecticut, 10/5/12  
15 Cheryl Ford, Detroit, 9/3/07  
14 Rebekkah Brunson, Minnesota, 10/14/15  
14 Sylvia Fowles, Chicago, 8/30/14  
14 Sylvia Fowles, Chicago, 9/22/13  
14 Monique Currie, Washington, OT, 9/19/09

**MOST ASSISTS**

14 Courtney Vandersloot, Chicago, 9/21/15  
10 Lindsay Whalen, Connecticut, 3OT, 8/23/07  
9 Courtney Vandersloot, Chicago, 9/3/14  
9 Teresa Weatherspoon, New York, 8/18/02

**MOST STEALS**

8 Katie Douglas, Connecticut, 3OT, 8/23/07  
5 Monica Wright, Minnesota, 10/17/12  
5 Sancho Lyttle, Atlanta, 9/28/12

**MOST BLOCKED SHOTS**

4 Elena Delle Donne, Chicago, 9/20/13  
4 Rebekkah Brunson, Minnesota, 10/17/12  
4 Tina Charles, Connecticut, 10/5/12  
4 Diana Taurasi, Phoenix, 10/1/09  
4 Taj McWilliams-Franklin, Detroit, OT, 9/21/08  
4 Plenette Pierson, Detroit, 8/31/07

**MOST TURNOVERS**

7 Katie Douglas, Connecticut, OT, 8/27/07  
6 Maya Moore, Minnesota, 10/4/15  
6 Taj McWilliams-Franklin, New York, 9/1/10  
6 Kara Braxton, Detroit, 9/25/09  
6 Alexis Hornbuckle, Detroit, 9/25/09  
6 Lindsey Harding, Washington, OT, 9/19/09



# FRANCHISE HISTORY



WATCH ME  
WORK



20TH

2015 EASTERN CONFERENCE CHAMPIONS

JANUARY

JOHNSON CATCHINGS

LARKINS

COLEMAN



TAMIKA CATCHINGS' FINAL SEASON  
#24FOREVER



SINCE 2005: WNBA-RECORD 11 STRAIGHT PLAYOFF BERTHS, 8-TIME EAST FINALIST, 3-TIME WNBA FINALIST, 2012 WNBA CHAMPION

## GREAT DATES IN FRANCHISE HISTORY

**JUNE 7, 1999**

Indianapolis, Miami, Portland and Seattle awarded WNBA expansion franchises to begin play in 2000.

**JUNE 25, 1999**

Sold 1,000th season ticket to Dorothy Mengering, the mother of late-night talk show host David Letterman.

**JULY 22, 1999**

Hired Kelly Krauskopf as the team's first Chief Operating Officer. Krauskopf becomes the highest-ranking female front office executive at any of the city's professional sports franchises.

**JULY 30, 1999**

Sold 2,000th season ticket to Indianapolis 500 veteran racecar driver Lyn St. James. "When the WNBA was initially launched in 1997, I was actually surprised that Indianapolis, with its tremendous basketball tradition and the support that surrounds basketball here, was not one of the cities on the list," St. James said. "I am certainly pleased to see that Indianapolis has now been awarded a franchise, and I am confident that the team will be embraced by the loyal basketball fans in Indiana."

**AUGUST 13, 1999**

Sold 3,000th season ticket to San Diego Padres' All-Star outfielder Tony Gwynn, just days after he became the 22nd player in Major League Baseball history to reach the 3,000-hit plateau. "I was glad to hear that Indiana was awarded a franchise," Gwynn said, who has a home in Indianapolis. "I have seen first hand how kids look up to professional athletes. My wife and I are looking forward to the opportunity for our kids to watch these WNBA players, who are not only great athletes, but great role models."

**AUGUST 17, 1999**

Named Nell Fortner as the team's first head coach and general manager. Already committed to the U.S. women's national team through the 2000 Olympic Games, Fortner is scheduled to join the team in 2001, following her Olympic commitment.

**AUGUST 27, 1999**

Sold 4,500th season ticket to Grammy Award-winning recording artist and Anderson, Ind., native Sandi Patty.

"I have come to love and respect women's sports, and I think this is a wonderful opportunity for Indianapolis and the state of Indiana," Patty said. The team also announces its 2000 individual game ticket prices at a press conference at Market Square Arena. The average ticket price to attend a WNBA game at Bankers Life Fieldhouse will be \$13, with prices ranging from \$5 to \$85.

**SEPTEMBER 23, 1999**

Sold 5,000th season ticket to Indiana Pacers Head Coach Larry Bird. "I think Indiana's WNBA franchise will be a huge success, and I'm happy to be a part of helping to ensure that success," Bird said. "Indiana fans love their basketball and I think they will embrace the WNBA team and the high quality of play it will bring to Indiana," Bird said.

**OCTOBER 1, 1999**

Sold 5,500th season ticket to former U.S. Senator Birch Bayh, enabling the franchise to meet the league's minimum goal two weeks ahead of schedule. Said Bayh, "I have long believed that both our daughters and our sons need to experience the benefits that come with participating in sporting activities." Bayh introduced the 1972 Title IX law, which provided equal opportunities for female participation in athletics.

**OCTOBER 12, 1999**

WNBA President Val Ackerman visits Indianapolis as the guest speaker at a WNBA corporate luncheon. Ackerman speaks to 220 corporate representatives at The Columbia Club on Monument Circle.

**OCTOBER 20, 1999**

Named Hall-of-Famer Anne Donovan as the team's head coach for the 2000 season. Donovan will coach the team in the absence of Fortner and become the team's lead assistant coach upon Fortner's return.

**NOVEMBER 15, 1999**

Awarded the first pick in the 2000 WNBA Expansion Draft in a random drawing at the WNBA League Meetings when the team's designated ping-pong ball was the first out of the selection receptacle.

**DECEMBER 15, 1999**

Selected Gordana Grubin (Los Angeles) with the first

pick, Sandy Brondello (Detroit) with the eighth pick, Nyree Roberts (Washington) with the ninth pick, Kara Wolters (Houston) with the 16th pick, Rita Williams (Washington) with the 17th pick and Chantel Tremiere (Utah) with the 24th pick in the 2000 WNBA Expansion Draft. Acquired Stephanie White from Miami, in exchange for Sandy Brondello and a first-round pick in the 2000 WNBA Draft. Acquired Monica Maxwell from Washington, in exchange for selecting Nyree Roberts and a fourth-round pick in the 2000 WNBA Draft.

**DECEMBER 17, 1999**

Unveiled team name and logo before 300 in attendance at the Arts Garden in Circle Centre Mall. Pacers Sports & Entertainment President Donnie Walsh, Fever Chief Operating Officer Kelly Krauskopf, Head Coach Anne Donovan, Indianapolis Mayor Stephen Goldsmith and Stephanie White speak at the unveiling.

**APRIL 28, 2000**

Chris Denari was named the team's first radio and television play-by-play announcer.

**APRIL 29, 2000**

Conducted local tryouts at Butler University's Hinkle Fieldhouse, with over 200 women competing with hopes of landing a spot on the 11-player Fever roster. After two days of basketball, one player, Texlin Quinney from Buffalo, N.Y., made the final cut and found herself on the Fever's opening day roster.

**MAY 1, 2000**

Members of the media get their first glimpse of the new WNBA franchise on the club's first media day. The team opens training camp and holds its first practice on Emmis Court in Bankers Life Fieldhouse. Karen Wilkins, Shantel Hardison, Monick Foote, Stacey Lovelace, Kasha Artis, Donna Harrington, Alicia Thompson and Texlin Quinney are assigned to the Fever by the WNBA.

**MAY 10, 2000**

Conducted first public practice on the main court of Bankers Life Fieldhouse. Following the 40-minute practice session, fans remained to watch the Indiana Pacers at Philadelphia 76ers in Game 3 of the NBA Eastern Conference Semifinals. The game was broadcast live on the Bankers Life Fieldhouse scoreboard.



Unveiling the Fever name and logo in December 1999 were Pacers General Manager David Morway, Pacers President Donnie Walsh, Fever Chief Operating Officer Kelly Krauskopf, the team's first trade acquisition Stephanie White and its first coach, Anne Donovan.



Opening tip in the Fever's first home game on June 3, 2000. After winning its first game two nights earlier in Miami, 57-54, Indiana fell to Orlando, 88-82, at Bankers Life Fieldhouse.



## GREAT DATES IN FRANCHISE HISTORY

### **MAY 20, 2000**

The first preseason game featured a Purdue University reunion at Mackey Arena, as the Fever hosted the Orlando Miracle at West Lafayette. Orlando was coached by Carolyn Peck, who had been the head coach of the 1999 national champion Purdue women's team that included Fever player Stephanie White.

### **MAY 26, 2000**

Concluded a four-game preseason schedule with a win at Orlando. Indiana finishes the preseason with a 1-3 mark after dropping its first three games - two to Sacramento and one to Orlando.

### **MAY 28, 2000**

The Fever's inaugural season opening-day roster: Usha Gilmore, Donna Harrington, Monica Maxwell, Stephanie White, Texlin Quinney, Jurgita Streimikyte, Alicia Thompson, Chantel Tremitiere, Beverly Williams, Rita Williams and Kara Wolters.

### **JUNE 1, 2000**

First regular season game in franchise history takes place at Miami, televised nationally on Lifetime Television for Women. The Fever trailed most of the game until a Rita Williams' 3-pt FG with 2:48 remaining gives the franchise its first lead and its first victory, 57-54.

### **JUNE 3, 2000**

Orlando visits Indianapolis for the first WNBA regular season game ever played at Bankers Life Fieldhouse. Indiana relinquishes a nine-point halftime lead, and Orlando wins the game, 88-82.

### **JUNE 5, 2000**

Indiana beat Miami for the second time in three games to open its inaugural season, recording its first win at Bankers Life Fieldhouse, 80-59.

### **JULY 24, 2000**

Charlotte defeats Indiana 82-78 in the first overtime game in franchise history.

### **AUGUST 9, 2000**

First WNBA season concludes with a 67-51 win over Charlotte as 11,701 fans visit Bankers Life Fieldhouse on Fan Appreciation Night.

### **APRIL 20, 2001**

With the first of five draft selections, Indiana selects Tamika Catchings with the No. 3 pick in the 2001 WNBA Draft.

### **JUNE 1, 2002**

After missing all of the 2001 season due to a college injury, Tamika Catchings makes her pro debut in a 79-62 opening win over the Shock.

### **JUNE 8, 2002**

In the fifth game of her pro career, Catchings nets a then-franchise-record 32 points in a win over the Liberty.

### **JULY 3, 2002**

Rookie sensation Tamika Catchings set a Fever record with 6-of-6 shooting from beyond the 3-point arc during an overtime loss at Orlando.

### **JULY 20, 2002**

Indiana finished the season 9-4 after its July 20 trade to bring point guard Coquese Washington from the Houston Comets. With Washington in the starting lineup, Indiana went 7-3 down the stretch, including wins in six of its final seven regular season games.

### **JULY 26, 2002**

En route to a WNBA record 94 steals for the season, Catchings tied a league record with nine steals during a 73-63 home win over Minnesota.

### **AUGUST 7, 2002**

Indiana notched what was a franchise-record fourth straight win in a 70-63 victory over Orlando to keep the Fever in playoff contention. Tamika Catchings matched her season high and franchise record with 32 points.

### **AUGUST 13, 2002**

Clinched the first playoff berth in franchise history with a 60-56 win at Cleveland on the final day of the regular season.

### **AUGUST 16, 2002**

Defeated New York, 73-55, in Game 1 of the First Round of the 2002 WNBA Playoffs - the first playoff game in Fever history. Tamika Catchings scores 29 points at Bankers Life Fieldhouse. Catchings was honored as the WNBA's Rookie of the Year in a pregame ceremony.

### **AUGUST 18, 2002**

Lost to New York, 84-65, in Game 2 of the first-round series of the 2002 WNBA Playoffs. It was the first road playoff game in franchise history. New York's victory tied the series, 1-1.

### **AUGUST 20, 2002**

Lost the decisive Game 3 of the first-round series of the 2002 WNBA Playoffs at New York, 75-60. New York won the series, 2-1.

### **MAY 29, 2003**

Sold franchise-record 18,345 tickets for the home opener against the Washington Mystics. Indiana won 71-60 before a national TV audience on ABC-TV and the first sellout in franchise history.

### **JUNE 26, 2003**

Defeated Connecticut, 94-90, in the first double-overtime game in franchise history. Indiana defeated the Sun during the Fever's first visit to Mohegan Sun Arena and registered a single-game scoring record.

### **JULY 10, 2003**

Defeated New York, 76-69, to stay undefeated (8-0) at home and extend home court win streak to a franchise-record 13 games dating to 2002.

### **JULY 23, 2003**

Defeated San Antonio, 81-47, at Bankers Life Fieldhouse to record what was the largest margin of victory, 34 points, in franchise history.

### **SEPTEMBER 26, 2003**

Nell Fortner resigned as head coach and general manager. Kelly Krauskopf assumed general manager duties.

### **DECEMBER 3, 2003**

Participating in the WNBA Draft Lottery, Indiana improved its draft position in the 2004 WNBA Draft by moving from the No. 5 selection to the No. 3 pick.

### **DECEMBER 11, 2003**

Named Brian Winters as head coach.

### **JUNE 25, 2004**

Defeated the Los Angeles Sparks for the first time in franchise history, posting a 71-67 win at Bankers Life Fieldhouse.

### **JULY 14, 2004**

Kelly Miller scored 18 points to lead the Fever to a 70-62 win against the Houston Comets. The win was Indiana's first against the Houston franchise.

### **JULY 16, 2004**

Claimed first place in the Eastern Conference for the first time in franchise history after an 85-73 victory over Detroit.

### **SEPTEMBER 4, 2004**

Routed Washington, Minnesota and Washington again by a combined 52 points - the largest three-game victory margin in franchise history - to claim a share of the Eastern Conference lead.

### **SEPTEMBER 19, 2004**

Fell to Eastern Conference champion Connecticut, losing a fourth straight game to finish the season with a 15-19 record. Tamika Catchings scored a season-high 30 points, including 21 in the second half.

### **SEPTEMBER 27, 2004**

Kelly Miller and Connecticut's Wendy Palmer named co-recipients of the WNBA's Most Improved Player Award.

### **OCTOBER 8, 2004**

Tamika Catchings received All-WNBA honors for a third consecutive season. Catchings was named to the All-WNBA Second Team.

### **DECEMBER 1, 2004**

Moved to the No. 2 pick of the 2005 WNBA Draft after entering the WNBA Draft Lottery in the No. 3 position, marking the second consecutive year the team moved up in the draft lottery.



On April 20, 2001, Tamika Catchings posed with WNBA President Val Ackerman after the Tennessee forward was selected by Indiana with the No. 3 pick in the WNBA Draft.



## GREAT DATES IN FRANCHISE HISTORY

**APRIL 21, 2005**

Announced retirement of Stephanie White. White was the lone remaining player from the Fever's inaugural season roster.

**JUNE 4, 2005**

Kelly Miller's 3-point play with 0.9 seconds remaining lifted the Fever past New York, 62-59, in one of the most dramatic finishes in franchise history. Miller's running right-hander through the lane broke a tie as Indiana stayed unbeaten at home (4-0).

**JUNE 20, 2005**

Tamika Catchings earned her sixth WNBA Player of the Week award. After scoring 20 points with a career-high 16 rebounds, plus eight assists and six steals against Detroit, her steal helped secure a win against Charlotte one night later. She scored 12 points with four assists and four rebounds against the Sting, and in a loss to Washington, she scored 20 points with 15 rebounds.

**JULY 9, 2005**

The leading vote-getter in the Eastern Conference, Tamika Catchings started her third WNBA All-Star Game and finished with 18 points, six rebounds, two assists and two steals.

**JULY 18, 2005**

For the second time in 2005, Tamika Catchings was named the WNBA's Player of the Week. In leading the Fever to three straight wins, she posted 18 points, nine rebounds and eight steals in a win over rival Connecticut. Two nights later, she posted her third double-double of the season with 20 points and 14 boards against Detroit. She capped the week with 21 points, four rebounds and four assists – and helped preserve a 59-58 road win at Detroit.

**AUGUST 14, 2005**

Broke the previous franchise record for wins in a season after a 62-56 victory at Phoenix. It was the Fever's 17th win in 2005.

**AUGUST 18, 2005**

Defeated Washington, 67-57, to secure a playoff berth for the second time in franchise history.

**AUGUST 22, 2005**

For the third time in 2005 and the eighth time in her career, Tamika Catchings earned the WNBA's Player of the Week award. She shot 9-of-11 with 23 points in a win over Washington and followed with 18 points and 16 rebounds in a win over Charlotte.

**AUGUST 23, 2005**

In a preview to the Eastern Conference Finals, the Fever won their fourth straight game and secured the No. 2 seed in the WNBA Playoffs while defeating Connecticut on the road, 69-63. The win put Indiana eight games above .500 for the first time in its history.

**AUGUST 30, 2005**

Defeated New York, 63-51, in Madison Square Garden in Game 1 of the First Round of the 2005 WNBA Playoffs, for the first road playoff victory in franchise history.

**SEPTEMBER 1, 2005**

Defeated New York, 58-50, in Bankers Life Fieldhouse to sweep the first-round playoff series, 2-0, and advance to the Eastern Conference Finals for the first time in franchise history. Tamika Catchings and Natalie Williams both had double-doubles. Catchings honored as the WNBA's Defensive Player of the Year and named to the WNBA's All-Defense First Team, along with Tully Bevilacqua.

**SEPTEMBER 8, 2005**

Lost to Connecticut, 73-68, in Bankers Life Fieldhouse in Game 1 of the Eastern Conference Finals. Sun take the series lead 1-0.

**SEPTEMBER 10, 2005**

Indiana lost Game 2 of the Eastern Conference Finals at Connecticut, 77-67. Natalie Williams capped her pro career with 11 rebounds with a season-high 17 points.

**JULY 12, 2006**

Tamika Catchings was the WNBA's leading vote-getter for the WNBA All-Star Game, but was held from participation because of injury. Teammate Tamika Whitmore attended her first All-Star Game, scoring nine points in an East victory.

**JULY 29, 2006**

Despite a home loss to Washington, the Fever clinched their third playoff berth, and its second in two seasons. With eight games and two weeks remaining in the regular season, it was the earliest that Indiana had ever clinched a playoff spot.

**AUGUST 11, 2006**

Anna DeForge scored 20 points to pace the Fever in an 87-68 win at Connecticut, matching the club record with its 21st victory of the season. At 21-12, it also marked the first time in franchise history that the club moved nine games over .500.

**AUGUST 17, 2006**

Tamika Catchings named WNBA Defensive Player of the Year for a second straight season. She joined Tully Bevilacqua on the WNBA All-Defense First Team.

**AUGUST 19, 2006**

Tamika Whitmore posted one of the most memorable games in WNBA Playoff history by scoring a record 41 points in a Game 2 loss at Detroit. Whitmore had 16 points by halftime, added 15 points in the third and 10 in the fourth quarter as the Fever fell short in a 98-83 decision to close the first round of the playoffs. With Tamika Catchings injured much of the second half, Whitmore was virtually unstoppable. She finished 15-of-25 shooting and was 10-of-10 at the foul line. She also added a team-high 10 rebounds.

**JULY 15, 2007**

Paced by starters Anna DeForge and Tamika Catchings and joined by Tammy Sutton-Brown, the Fever were represented by three players in the WNBA All-Star Game – the most in its history. DeForge's jumper with 39 seconds remaining iced the East's win. Catchings finished with 15 points and 11 rebounds.

**JULY 18, 2007**

A 75-74 home defeat of the Chicago Sky moved the Fever to 16-4 overall to cap what was then a franchise-record six-game win streak and give Indiana the best record in the WNBA. The Fever's afternoon crowd of 10,542 was their best daytime crowd in history.



After announcing her retirement as a player, Stephanie White was honored on Stephanie White Night, June 10, 2005. Presenting the Hoosier legend with a framed jersey were her high school coach, Tom Polf; a former college coach and then-Fever coach Lin Dunn; and Fever GM Kelly Krauskopf.



Three Fever stars were selected to the 2007 WNBA All-Star Game. Tammy Sutton-Brown posed with Anna DeForge and Tamika Catchings at an Inspiring Women banquet the night before the game. Catchings and DeForge both were starters in the game. Catchings' 15 points and 11 rebounds represent the first of two double-doubles in her All-Star history.

## GREAT DATES IN FRANCHISE HISTORY

### AUGUST 23, 2007

Connecticut beat Indiana 93-88, at Connecticut, in what was the first triple overtime game in WNBA Playoffs history. Indiana was led by Anna DeForge's 31 points and Tamika Catchings' 20 rebounds. It was Catchings' first game since July 20.

### AUGUST 27, 2007

In a decisive Game 3 of a first-round playoff series with Connecticut, Indiana staged the largest comeback in WNBA Playoffs history to advance to the Eastern Conference Finals. Trailing by 22 in the second quarter, the Fever rallied and sent the game into overtime. Tamika Catchings led the assault with 30 points, 13 rebounds and six assists.

### AUGUST 31, 2007

A home crowd of 9,623 witnessed a 75-65 playoff win over the Detroit Shock gave the Fever their first-ever lead in a conference finals series.

### DECEMBER 12, 2007

Lin Dunn named the fourth head coach in Fever history.

### FEBRUARY 19, 2008

Fever GM Kelly Krauskopf announced a blockbuster trade with the Connecticut Sun that brought Indianapolis native, Purdue All-American and 2006 All-Star Game MVP Katie Douglas back to her hometown.

### MAY 27, 2008

With Katie Douglas scoring 23 points in a nationally televised game on ESPN2, the Fever handed conference rival Connecticut its largest home defeat in history, 75-46, at Mohegan Sun Arena. It was Douglas' first game against her former team.

### MAY 29, 2008

Katie Douglas scored 20 points in a fourth straight game to begin her Fever career, while leading Indiana to an 82-78 double-overtime victory over Los Angeles. The teams combined for a league-record 27 blocked shots.

### JUNE 15, 2008

After nine months of rehabilitation following a torn Achilles' tendon, Tamika Catchings made her 2008 debut during a home loss to San Antonio.

### JUNE 24, 2008

Tamika Catchings became the first recipient of the Dawn Staley Leadership Award, recognizing the player who best exemplifies the characteristics of a leader in the community and reflects Staley's spirit, charitable efforts and love for the game.

### JUNE 26, 2008

In what was the longest game in Fever history, Indiana fell 102-96 to the New York Liberty in three overtimes at Madison Square Garden. Ebony Hoffman scored a career-high 26 points.

### JULY 10, 2008

The Fever conducted an outdoor practice with sunshine and 90-degree temperatures beating down upon the Fever's hardwood court, re-located to a parking lot one block south of Bankers Life Fieldhouse.

### JULY 19, 2008

Indiana beat New York 71-55 in the Liberty Outdoor Classic, in what was the first regular season pro basketball game ever played outdoors. Under the lights and beneath a clear July sky at Arthur Ashe Stadium, Katie Douglas scored 20 points before 19,393 fans – the largest crowd ever to attend a Fever game.

### AUGUST 23, 2008

Two Fever players captured medals in the 2008 Olympics in Beijing, China. Tamika Catchings captured a second Olympic gold medal as the United States beat Australia, 92-65. Tully Bevilaqua earned her first Olympic medal, a silver.

### AUGUST 30, 2008

For the first time in Fever history, three players scored 20 points in the same game. Tamika Catchings had 23

points. Katie Douglas and Tammy Sutton-Brown each scored 21. Indiana downed Atlanta, 87-72.

### SEPTEMBER 2, 2008

Indiana all but secured its fourth straight playoff berth by overcoming a halftime deficit and downing the Washington Mystics, 79-68, at the Verizon Center. Tamika Catchings finished with a season-high 26 points.

### SEPTEMBER 14, 2008

Indiana set a team scoring record during a 103-89 win over Phoenix to end the regular season. Three players finished with at least 20 points: Tammy Sutton-Brown had 26, followed by 24 from Katie Douglas and 20 from Ebony Hoffman.

### SEPTEMBER 19, 2008

Capping a season with averages of 10.4 points and 7.8 rebounds, Ebony Hoffman was named the WNBA's Most Improved Player. She finished fourth in the WNBA in rebounding and second in 3-point field goal percentage.

### SEPTEMBER 21, 2008

Behind 27 points and 10 rebounds from Tamika Catchings, Indiana beat Detroit 89-82 to gain a 1-1 tie in its Eastern Conference Semifinal series.

### JUNE 26, 2009

Katie Douglas scored a franchise-record 26 points in one half to almost single-handedly bring the Fever back from a 17-point deficit at New York. Indiana forced overtime on a last-second jumper by Tamika Catchings, and won 82-81 for its fifth straight win.

### JULY 15, 2009

In front of 10,050 Kids Day fans for what was its largest regular season crowd of the year, Indiana defeated Chicago for its 10th consecutive victory, 84-74.

### JULY 17, 2009

Behind 25 points from Katie Douglas, Indiana beat Atlanta 84-79 to record its 11th consecutive win. The lon-



Former Perry Meridian prep star and Purdue All-American Katie Douglas was introduced to media after a Feb. 19, 2008 trade brought the WNBA All-Star back to her hometown.



Over 19,000 fans watched the Fever beat the Liberty, 71-55, in the WNBA's first outdoor game on July 19, 2008. Conducted at Arthur Ashe Stadium within the USTA Billie Jean King National Tennis Center, the Liberty Outdoor Classic was played beneath a clear sky and represents the largest crowd ever to witness a Fever basketball game.



## GREAT DATES IN FRANCHISE HISTORY

gest streak in Fever history, it was the seventh-longest in league history.

**JULY 25, 2009**

With Fever coach Lin Dunn and her staff patrolling the East sidelines, Tamika Catchings and Katie Douglas represented the Fever in the 2009 WNBA All-Star Game. The West defeated the East, 130-118.

**JULY 28, 2009**

Katie Douglas scored a franchise-record 34 points in an 85-81 win over the Washington Mystics. Douglas made 15 of 16 free throws, shot 9 of 19 from the floor and added nine rebounds in the performance.

**JULY 30, 2009**

Matching the Fever's previous scoring record with 32 points in a 94-85 win over Connecticut, Katie Douglas became the first Indiana player ever to record consecutive games of 30+ points. She broke the franchise scoring mark two nights earlier.

**AUGUST 15, 2009**

As a part of a season-long 10th anniversary celebration, the franchise announced an all-decade team as chosen by its fans. Named to the team were Tully Bevilaqua, Tamika Catchings, Anna DeForge, Katie Douglas, Ebony Hoffman, Tammy Sutton-Brown, Stephanie White, Tan White, Tamika Whitmore and Natalie Williams.

**AUGUST 27, 2009**

The Fever got 20 points and eight rebounds from Tamika Catchings as the Fever downed San Antonio 77-66 to set a single-season franchise record with its 12th consecutive home win.

**SEPTEMBER 16, 2009**

On the day the WNBA playoffs began, the Fever was saddened by the passing of co-owner Melvin Simon. To honor his memory, the Fever wore a black memory band across the shoulder of its jerseys through the remainder of the WNBA Playoffs.

**SEPTEMBER 19, 2009**

Tamika Catchings had 24 points and 16 rebounds as the Fever used overtime to beat the Washington Mystics, 91-74, and advance to the Eastern Conference Finals.

**SEPTEMBER 26, 2009**

In front of a capacity crowd courtesy of balcony seats purchased by Pacers president Larry Bird, the Fever beat the Shock 72-67 in Game 3 of the conference finals to claim its first Eastern Conference crown.

**SEPTEMBER 29, 2009**

In an historic Game 1 of WNBA Finals, Indiana fell 120-116 in overtime at Phoenix, in the highest-scoring game in WNBA history. Katie Douglas had four 3-pointers and 30 points to lead the Fever. Ebony Hoffman had 27 points and eight rebounds.

**OCTOBER 1, 2009**

Tamika Catchings' 19 points led five Fever players in double-figures as Indiana beat Phoenix, 93-84, in Game 2 of the WNBA Finals. It was the first Finals victory in Fever history.

**OCTOBER 4, 2009**

Fever hosted its first WNBA Finals game in Indianapolis as Indiana took a 2-1 series lead in front of another sellout crowd at Bankers Life Fieldhouse. Indiana won Game 3 of the Finals, 86-85.

**OCTOBER 7, 2009**

In front of a third straight sellout crowd at Bankers Life Fieldhouse, Indiana lost Game 4 of Finals, falling 90-77 to the Mercury.

**OCTOBER 9, 2009**

In a deciding fifth game of the WNBA Finals, Tamika Catchings brought the Fever within a basket, 88-86, with 1:00 to play, but Phoenix scored eight free throws down the stretch to seal the outcome, 94-86. Tammy Sutton-Brown led Indiana with 22 points.

**JUNE 6, 2010**

Indiana coasted to the largest victory margin in club history, blistering Minnesota by 38 points, 89-51 at Target Center.

**JULY 10, 2010**

Scoring 47 out of a possible 60 points, Katie Douglas captured the 3-point shooting contest at the WNBA "Stars at the Sun" all-star showcase.

**JULY 14, 2010**

On Kids Day, Indiana welcomed its largest crowd of the season (10,076) and one of three crowds eclipsing the 10,000 mark as the Fever showed an attendance increase for the fourth straight year.

**JULY 18, 2010**

Tamika Catchings scored nine of her 22 points in overtime to lift the Fever to an 84-81 victory at New York. Katie Douglas had 21 points and Ebony Hoffman added 15 to help the Fever move into first place in the Eastern Conference. Indiana overcame a career-high 40 points by Cappie Pondexter.

**AUGUST 6, 2010**

Tamika Catchings scored 30 points during a 95-93 win over Atlanta, pulling the Fever percentage points ahead of the Dream for first place in the East. Catchings hit game-winning free throws with 3.5 seconds remaining. Earlier in the game, she became the first player in WNBA history to score 4,500 points, grab 2,000 rebounds and hand out 1,000 assists. In the same game, Douglas hit the 500th 3-point field goal of her career to become the WNBA's first player with 500 3FGs and 500 assists.

**AUGUST 8, 2010**

Tamika Catchings scored 24 points and grabbed 10 rebounds to lead the Fever past Phoenix 104-82, putting Indiana atop the Eastern Conference with two weeks left in the regular season.

**AUGUST 11, 2010**

Indiana won 82-76 at Los Angeles to sweep two games with the Sparks for just the second time in franchise history.

**AUGUST 13, 2010**

Indiana scored a franchise-record 110 points while beating Phoenix 110-90 and clinching a playoff spot for the sixth consecutive season.

**AUGUST 29, 2010**

After dropping Game 1 of the Eastern Conference Semifinals in New York, the Fever responded with a 75-67 win at Bankers Life Fieldhouse.



The Fever's Jessica Moore (left) and Tamika Catchings (center) battle for a rebound against Phoenix in Game 1 of the WNBA Finals on Sept. 29, 2009. Phoenix won the game, 120-116 in overtime, in what was the highest-scoring game in league history.



Fever players celebrate as Indiana secures an 86-85 win over Phoenix to command a 2-1 lead in the WNBA Finals on Oct. 4, 2009. The victory put the Fever within one win of their first WNBA crown, but Phoenix rebounded to win Game 4 in Indy and a clinching Game 5 in Arizona.



## GREAT DATES IN FRANCHISE HISTORY

### SEPTEMBER 1, 2010

Katie Douglas scored 24 points and Tamika Catchings added 21, but it was not enough for the Fever to overcome Cappie Pondexter and the Liberty. Pondexter scored 30 points and New York claimed a 77-74 Game 3 victory to clinch the best-of-three playoff series.

### OCTOBER 3, 2010

Tamika Catchings helped the United States to a gold medal victory at the FIBA World Championships conducted in the Czech Republic. Tully Bevilaqua earned a bronze medal with Australia.

### JUNE 13, 2011

Katie Douglas was named the WNBA's Eastern Conference Player of the Week after opening the season with 21.0 points per game through the Fever's first three games. Her week was highlighted by a 27-point effort in a win at New York with a team-record six 3-pointers.

### JUNE 14, 2011

Katie Douglas became the first player in WNBA history to record 500 career 3-pointers and 500 career steals. In a win over Tulsa, Douglas recorded 22 points with six 3-pointers, and added a steal to reach the milestone.

### JULY 9, 2011

Tamika Catchings passed Ticha Penicheiro to become the WNBA's career steals leader with six thefts in a win over the Washington Mystics. Catchings tied a league record with five steals in the fourth quarter.

### JULY 23, 2011

As part of 2011 All-Star festivities in San Antonio, celebrating the WNBA's 15th season, Tamika Catchings was named as one of the league's Top 15 Players of All-Time.

### AUGUST 13, 2011

Matching her own career scoring high, Tamika Catchings scored 32 points in a win over the New York Liberty. She made a Fever-record 17 free throws and became the sixth player in WNBA history to reach the 5,000-point plateau.

### SEPTEMBER 7, 2011

Katie Douglas scored 21 points to lead four double-figure scorers in an 87-69 win over the Washington Mystics, as Indiana clinched the top seed in the WNBA Eastern Conference playoffs for the second time in franchise history.

### SEPTEMBER 15, 2011

Erin Phillips' 14-foot jumper with 1.5 seconds remaining lifted Indiana to a 74-72 playoff victory over New York at Bankers Life Fieldhouse. Katie Douglas finished with a game-high 25 points as the Fever took a 1-0 lead in the Eastern Conference Semifinals.

### SEPTEMBER 19, 2011

Katie Douglas scored 21 points and Tamika Catchings added 17 to help Indiana past New York, 72-62, to advance past the Liberty, 2-1, into the Eastern Conference Finals.

### SEPTEMBER 22, 2011

A four-time Defensive Player of the Year and a top-five vote-getter in MVP balloting in 8 of 9 previous seasons, Tamika Catchings was named the WNBA's Most Valuable Player for the first time in her career. Catchings accepted the award from WNBA President Laurel Richie in a news conference at Bankers Life Fieldhouse.

### SEPTEMBER 22, 2011

Tangela Smith knocked down a Fever playoff record five 3-pointers while scoring a career high 25 points as Indiana beat Atlanta 82-74 in Game 1 of the Eastern Conference Finals. The win drew the Fever within one victory of a second trip to the WNBA Finals.

### JUNE 21, 2012

The Fever celebrated the 40th anniversary of Title IX by welcoming the "Father of Title IX," former U.S. Senator Birch Bayh, and celebrity honoree Ann Meyers Drysdale, by unleashing a franchise-record 15 3-pointers as part of a 95-61 win over Connecticut. A WNBA-record eight different players made 3-pointers for the Fever.

### JULY 7, 2012

Already the WNBA's all-time leader in free throws, Tamika Catchings used six FTs in an 88-86 overtime win over Chicago to become the first WNBA player to reach 1,500 in a career.

### AUGUST 11, 2012

A tri-captain on the U.S. Olympic Women's Basketball Team, Tamika Catchings won her third Olympic gold medal as the USA defeated France, 86-50. Catchings started all eight games in the Olympic Tournament, averaging 6.1 points and 4.9 rebounds per game, and finishing second on the team with 13 steals.

### AUGUST 23, 2012

Indiana trimmed a 13-point deficit to one before Briann January found Shavonte Zellous for a wide-open 3-pointer at the buzzer as the Fever won at Seattle, 68-66, for just the second time in history.

### SEPTEMBER 1, 2012

Indiana won for the seventh time in eight games, beating Chicago 81-64 to clinch the club's eighth consecutive playoff berth. Briann January paced the Fever with 19 points and four assists as Indiana completed a 5-game sweep of the Sky in 2012.

### SEPTEMBER 9, 2012

Katie Douglas scored a season-high 30 points during an 89-83 home win over Phoenix to become just the 10th player in league history to reach 5,000 career points.

### SEPTEMBER 17, 2012

Indiana fell for the second time in three nights to defending champ Minnesota. The 86-79 loss to the Lynx in Minneapolis overshadowed a 19-point, 10-rebound double-double for Tamika Catchings which included three 3-pointers. Catchings joined teammate Katie Douglas as the only players in WNBA history to reach career milestones of 500 steals and 500 3-point field goals.



Tamika Catchings forces one of six steals in a July 9, 2011 win over Washington to become the WNBA's all-time leader in steals.



On Sept. 22, 2011, Catchings shares her WNBA MVP trophy with fans prior to the Fever's playoff game with the Atlanta Dream. WNBA President Laurel Richie presented the trophy at a news conference earlier in the day. It was Catchings' first MVP award.

## GREAT DATES IN FRANCHISE HISTORY

**SEPTEMBER 19, 2012**

In a 73-67 loss at Connecticut, Katie Douglas notched four 3-pointers to move past Tamika Catchings' club mark of 76 in a season, established in 2002. Douglas finished with 80, matching Becky Hammons for the league lead and joining Katie Smith and Diana Taurasi as the only players to reach 80 in a single year.

**SEPTEMBER 28, 2012**

Tamika Catchings was the recipient of an unprecedented fifth WNBA Defensive Player of the Year award. Joining her on the league's All-Defense Team was Briann January.

**SEPTEMBER 30, 2012**

Facing early elimination and watching its top scorers shoot just 2-14 before halftime, Indiana got 24 points and seven assists from Briann January to surprise Atlanta on the road, 103-88, in Game 2 of the Eastern Conference Semifinals. Tamika Catchings caught fire for 18 points in the fourth quarter to finish with 25 and Erlana Larkins, inserted into the starting lineup, finished with 16 points and seven rebounds.

**OCTOBER 2, 2012**

Katie Douglas scored a game-high 24 points while Erlana Larkins pulled down 20 rebounds to help Indiana to a 75-64 win over Atlanta and advance to the Eastern Conference Finals. Larkins' rebounding effort included a WNBA-record tying nine offensive rebounds. Her total was the second-best in WNBA Playoffs history, matching Tamika Catchings with an Indiana record.

**OCTOBER 8, 2012**

A frantic, last-second outlet pass from Tamika Catchings to Briann January resulted in a missed layup and buzzer-beating jump shot by Shavonte Zellous as Indiana once again staved off elimination, beating Connecticut 78-76 to force a decisive Game 3 in the East Finals. Katie Douglas finished with 24 points before a Bankers Life Fieldhouse playoff crowd of 9,225.

**OCTOBER 11, 2012**

The story of the game in the decisive game of the East Finals appeared to be the loss of Fever star Katie Douglas, who sustained a left ankle injury in the early moments of the first quarter. But the eventual story was

the resilient Fever's sharpshooting in the absence of their top scorer in the playoffs. Indiana made 10-of-16 3-point field goal attempts and ran past Connecticut on the road, 87-71, to advance to the WNBA Finals for the second time in four seasons.

**OCTOBER 14, 2012**

Facing the defending champs on the road, Indiana was a prohibitive underdog entering the WNBA Finals opener at Minnesota. Forty minutes later and on the strength of 20 points from Tamika Catchings and 15 rebounds by Erlana Larkins, the Fever beat the Lynx 76-70 to take a 1-0 lead in the WNBA Finals.

**OCTOBER 19, 2012**

As the WNBA Finals returned to Indianapolis, Pacers Sports & Entertainment and the Fever announced a marquee partnership with athletic retailer Finish Line. The Finish Line logo will appear on team jerseys beginning in the 2013 season.

**OCTOBER 19, 2012**

Before a sellout crowd of 18,165 at Bankers Life Fieldhouse, the Fever produced a 76-59 rout to take a 2-1 series lead over the Lynx. Shavonte Zellous led the Fever assault with a career-high 30 points as Indiana thoroughly blasted Minnesota – at one point leading 70-33, the largest lead (37) by any team in Finals history.

**OCTOBER 21, 2012**

The elusive championship that eluded the Fever through its first 12 seasons finally arrived in Indianapolis! Behind 25 points from Tamika Catchings and 13 rebounds from Erlana Larkins, Indiana turned back Minnesota, 87-78, to clinch the WNBA Finals series 3-1 and claim the first pro basketball title in Indianapolis since an ABA title by the Indiana Pacers in 1973. It was the first WNBA crown for every member of the Fever team and coaching staff. Catchings was named the Finals MVP.

**OCTOBER 23, 2012**

Indianapolis Mayor Greg Ballard declared the day as "Fever World Champions Day" as fans and Central Indiana residents were encouraged to join the Fever's championship celebration. After flocking through the streets of downtown Indianapolis, nearly 3,000 fans gathered in the Indiana University Health Entry Pavilion

to honor the WNBA Champions.

**OCTOBER 30, 2012**

The Fever's chief executive since the club's founding in 1999, Kelly Krauskopf was promoted to President and General Manager.

**MAY 25, 2013**

The defending WNBA champion was honored as Grand Marshal of the 2013 IPL 500 Festival Parade, just hours after a season-opening victory at San Antonio. Held on the eve of the Indianapolis 500 to celebrate the world's largest single-day sporting event, visitors from around the country lined the streets of Indianapolis for one of the nation's premier parades. The event was televised locally on WISH-TV and nationally on NBC Sports Network.

**MAY 31, 2013**

The defending champions welcomed a capacity crowd at Bankers Life Fieldhouse to open the 2013 home schedule and celebrate the 2012 crown. A WNBA championship banner was hung in the rafters while members of the team received championship rings. To commemorate the evening, every fan in attendance received a replica championship ring courtesy of Kroger.

**JUNE 14, 2013**

Hail to the Chief and the Champs! The Indiana Fever visited the White House to be honored by President Barack Obama for its 2012 WNBA championship.

**JULY 9, 2013**

Lin Dunn received a one-year contract extension through the 2014 season and assistant coach Stephanie White was elevated to associate head coach in 2014.

**JULY 21, 2013**

On her 34th birthday at Washington, Tamika Catchings overcame a bloodied nose to record her 84th double-double. She scored 23 points with 10 rebounds, adding six assists and three steals. A day later she was named the Eastern Conference Player of the Week.

**JULY 23, 2013**

While Lin Dunn and her coaching staff directing the East All-Stars at Mohegan Sun Arena, Fever guard Shavonte



Spontaneous eruption by Fever fans and players was matched only by dejection on the Connecticut bench as an unlikely Catchings-to-January-to-Zellous game-winning scramble sent the 2012 East Finals to a decisive Game 3 in Connecticut. Zellous' buzzer-beating jumper broke a 76-76 tie just moments after the Sun missed an apparent game-winning free throw.



The WNBA Champion Indiana Fever posed with fans during a Championship Celebration on Oct. 23, 2012. Lin Dunn paid a tribute to its fans, many of whom she proclaimed as the team's "founding fans," referring to longtime season ticket holders. Mayor Greg Ballard proclaimed the day as "Fever World Champions Day" in the City of Indianapolis.



## GREAT DATES IN FRANCHISE HISTORY

Zellous made her first All-Star appearance. The West beat the East, 102-98, in the first All-Star Game ever led by two female coaches.

### SEPTEMBER 2, 2013

With double-doubles in three of four games between Aug. 24 to Sept. 6, Tamika Catchings was named the East's player of the week. The award represented the 20th player of the week award of her career, the most by any WNBA player in history.

### SEPTEMBER 4, 2013

Erlana Larkins matched a franchise record by pulling down 17 rebounds in an overtime loss at Atlanta.

### SEPTEMBER 7, 2013

Indiana locked up its ninth consecutive playoff berth with a 69-60 win over the Connecticut Sun at Bankers Life Fieldhouse.

### SEPTEMBER 20, 2013

Indiana placed five scorers in double figures, including 20 points from Shavonte Zellous as the Fever dismantled playoff favorite Chicago in Game 1 of the East Semifinals, 85-72, at Chicago.

### SEPTEMBER 22, 2013

With Shavonte Zellous receiving the league's Most Improved Player Award in a pregame announcement, Indiana completed an opening round sweep of the Chicago Sky, 79-57 in Game 2 of the East Semis. Zellous finished with 10 points and Tamika Catchings and Erlana Larkins each contributed double-doubles as the Fever upset the East's top seed by a 35-point margin over two games.

### APRIL 21, 2014

In conjunction with local TV partner WISH-TV, the Fever announced a new local package featuring six televised games locally on MyIndy-TV 23. Combining its existing regional agreement with FOX Sports Indiana, national games on ESPN2 and additional games aired on NBATV, the Fever had an unprecedented 20 out of 34 regular season games scheduled for live television in 2014.

### MAY 9-11, 2014

The Fever took part in the first WNBA Preseason Tournament, conducted at ESPN Wide World of Sports Com-

plex at Walt Disney World near Orlando, Fla. The field included Indiana, Chicago, Minnesota and Phoenix.

### MAY 16, 2014

Natasha Howard's rookie debut featured 16 points, 10 rebounds and six blocked shots in a 74-71 loss at Chicago. Howard joined Tamika Catchings as the only Fever rookies ever to debut with a double-double. Her blocked shots tied the franchise record and set a new rookie standard.

### MAY 25, 2014

Erlana Larkins pulled down a franchise-record 22 rebounds in an 82-77 overtime win at Atlanta. Larkins matched a career-high with six steals, and had five points and five rebounds during the Fever's clinching overtime session.

### JUNE 3, 2014

Briann January was named Eastern Conference Player of the Week after pacing the Fever to a pair of wins with 20 points in each game. It was January's first such honor.

### JUNE 14, 2014

Lin Dunn helped celebrate the final year of her decorated career with induction into the Women's Basketball Hall of Fame in Nashville, Tenn.

### JUNE 25, 2014

Indiana's 107-102 overtime loss to Tulsa was one of the highest scoring affairs in team history. It was the first time in the Fever's regular-season history that both teams eclipsed 100 points. It was the fourth-highest points total in Indiana history and featured a career scoring high for Shavonte Zellous. Her 33 points were one shy of the franchise scoring mark.

### JULY 19, 2014

Fever stars Tamika Catchings and Briann January helped the East to a high-octane, 125-124 overtime win in the 2014 WNBA All-Star Game in Phoenix, Ariz. Catchings finished with 14 points, 13 rebounds, five steals and a game-winning layup with 6 seconds left in OT. January pitched in nine points and four assists while making her first All-Star appearance just miles from her college stomping grounds in Tempe.

### JULY 21, 2014

Tamika Catchings netted her WNBA-record 21st East Player of the Week award following a pair of 25-point outings against Los Angeles and Chicago.

### JULY 31, 2014

At Seattle, Tamika Catchings scored 16 points to move past Katie Smith as the third-leading scorer in WNBA history.

### AUGUST 14, 2014

The Fever clinched a WNBA-record tying 10th consecutive playoff appearance with its 76-63 win over the New York Liberty. Briann January led Indiana with 16 points.

### AUGUST 16, 2014

A pregame tribute to longtime head coach Lin Dunn highlighted Fan Appreciation Night as the Fever closed the regular season with a 71-67 win over Chicago. A hall of fame banner in Dunn's name was raised to the ceiling at Bankers Life Fieldhouse.

### AUGUST 20, 2014

Tamika Catchings garnered East Player of the Month honors for the third time in her career.

### AUGUST 23, 2014

Tamika Catchings scored 26 points to pace the Fever to an 81-76 overtime win over the Washington Mystics, advancing to the East Finals for the seventh time.

### SEPTEMBER 3, 2014

Briann January was awarded the league's WNBA Cares Community Assist Award for August for her advocacy work surrounding breast health awareness and children's literacy.

### SEPTEMBER 23, 2014

Former Fever player and assistant coach Stephanie White was officially introduced as the fifth head coach in club history.

### APRIL 25, 2015

Tamika Catchings was the recipient of the Silver Medal Award while accepting induction into the Indiana Basketball Hall of Fame.



Hail to the Chief and the Champs! President Barack Obama welcomed the 2012 WNBA champions to the White House on Friday, June 14, 2013.



After seven years as head coach and 12 years with the organization overall, women's hoops pioneer Lin Dunn was honored Aug. 16, 2014 with a banner in the rafters. Following a career spanning parts of five decades, Dunn was inducted into numerous halls of fame, including the Women's Basketball Hall of Fame on June 14, 2014.



## GREAT DATES IN FRANCHISE HISTORY

**JUNE 6, 2015**

Indiana fans established a new Guinness World Record for most people to light a glowstick simultaneously in a single venue. Over 9,000 fans attended the Fever's season opener against Minnesota, with an official count of 3,712 glowsticks lit simultaneously prior to tipoff.

**JUNE 14, 2015**

As part of the Fever's tribute to Greendale, Ind., native Lauren Hill, the Pacers Foundation's Be YOUUnique Fund donated \$9,600 to The Cure Starts Now Cancer Research Foundation as 32 combined layups were converted by the Fever and Chicago Sky, in a game nationally televised on ESPN2.

**JUNE 20, 2015**

The Fever and Pacers Sports & Entertainment renewed a marquee partnership with athletic retailer Finish Line. Fever players began wearing jerseys with the Finish Line logo in 2013. By the end of its second term, beginning in 2016, the Fever-Finish Line relationship will become the longest-tenured jersey partnership in WNBA history.

**JULY 8, 2015**

Kids Day welcomed a crowd of 12,189 to see the Fever beat the Seattle Storm. It was the 10th largest crowd in franchise history and the club's largest since 2003.

**JULY 15, 2015**

Tamika Catchings was honored as the winner of the inaugural Sports Humanitarian of the Year Award, presented by ESPN and PlayStation. Catchings was awarded \$75,000 to advance the impact of her Catch The Stars Foundation.

**JULY 25, 2015**

Tamika Catchings became the first WNBA player to appear in 10 WNBA All-Star Games and also became the leading scorer in WNBA All-Star Game history, finishing with eight points in the game at Mohegan Sun Arena. Fever teammate Marissa Coleman made her first All-Star appearance with a pair of 3-pointers.

**AUGUST 7, 2015**

Wearing pink uniforms on Breast Health Awareness Night, Indiana set a franchise record for free throws, 40 made on 44 attempts, while beating Atlanta 106-77. The scoring total was the second-highest in franchise history.

**AUGUST 21, 2015**

The Fever used a dominant third quarter to race past Seattle, 75-63, and sweep a three-game West Coast road trip for the first time in its history. Indiana trailed at halftime, but outscored the Storm 30-9 in the third. Shenise Johnson finished with a game-high 16 points as the Fever set a new franchise mark with its fourth straight road win.

**AUGUST 23, 2015**

The hottest team in the WNBA, the Fever won for the 14th time in 17 games, downing New York 80-79 at Bankers Life Fieldhouse, to draw within one game of the Liberty in the Eastern Conference. One of five scorers in double figures, Shenise Johnson hit the game-winning bucket with 1:30 left to play.

**SEPTEMBER 1, 2015**

An 81-51 triumph over Connecticut wrapped up an 11th consecutive playoff berth to extend the Fever's WNBA record.

**SEPTEMBER 21, 2015**

Indiana reached the conference finals for a WNBA-record fifth straight season by beating Chicago, 100-89, despite 40 points from league MVP Elena Delle Donne. In a remarkable game in which both teams shot 57 percent from the floor, the Fever got 27 points and nine rebounds from Tamika Catchings, 22 points from Shenise Johnson and five 3-pointers from Marissa Coleman. In the process, Catchings became the first player in WNBA history to eclipse 1,000 career points in the playoffs.

**SEPTEMBER 29, 2015**

After losing Game 1 of a second straight playoff series, the Fever won Games 2 and 3 against New York to reach the WNBA Finals. Marissa Coleman matched her own franchise record with five 3-pointers and 15 points, and Tamika Catchings added 14 as Indiana upset New York, the East's top seed, 66-51 at Madison Square Garden. It marked the first time in league history that a rookie head coach led a team into the WNBA Finals.

**OCTOBER 4, 2015**

Briann January had 19 points and six assists as the Fever stole home-court advantage with a 75-69 victory over Minnesota in Game 1 of the WNBA Finals.

**OCTOBER 11, 2015**

Indiana staved off elimination from the playoffs again, turning back Minnesota, 75-69, in Game 4 of the WNBA Finals. After falling in Games 2 and 3, the Fever won their fifth straight elimination game behind 15 points from Shenise Johnson and 14 from Marissa Coleman.



The Indiana Fever carved its place in the record books with a Guinness World Record 3,712 people lighting glowsticks simultaneously prior to tipoff of the 2015 home-opening game against the Minnesota Lynx.



First-year head coach Stephanie White became the first rookie coach in WNBA history to lead a team to the WNBA Finals. Indiana celebrated its third Eastern Conference championship after a 66-51 win over top-seeded New York, at Madison Square Garden.

# DRAFT HISTORY

## 2000 WNBA EXPANSION DRAFT

December 15, 1999

### First Round

Gordana Grubin, from Los Angeles, 1st overall

### Second Round

Sandy Brondello, from Detroit, 8th overall (1)

### Third Round

Nyree Roberts, from Washington, 9th overall (2)

### Fourth Round

Kara Wolters, from Houston, 16th overall

### Fifth Round

Rita Williams, from Washington, 17th overall

### Sixth Round

Chantel Tremitiere, from Utah, 24th overall

## 2000 WNBA DRAFT

April 25, 2000

### Second Round

Jurgita Streimikyte, Lithuania, 26th overall

### Third Round

Usha Gilmore, Rutgers, 42nd overall

### Fourth Round

Latina Davis, Tennessee, 50th overall (3)

Renee Robinson, Virginia, 58th overall (3)

## 2001 WNBA DRAFT

April 20, 2001

### First Round

Tamika Catchings, Tennessee, 3rd overall

Kelly Schumacher, Connecticut, 14th overall

### Second Round

Niele Ivey, Notre Dame, 19th overall

### Third Round

Marlena Williams, Missouri, 35th overall

### Fourth Round

April Brown, Louisiana State, 51st overall

## 2002 WNBA DRAFT

April 19, 2002

### First Round

Tawana McDonald, Georgia, 13th overall

### Second Round

Zuzi Klimesova, Vanderbilt, 17th overall

### Third Round

Kelly Komara, Purdue, 34th overall

### Fourth Round

LaKeisha Taylor, Arizona, 49th overall

Jillian Danker, Vanderbilt, 52nd overall

## 2003 WNBA DISPERSAL DRAFT

April 24, 2003

Sylvia Crawley, Portland, 7th overall (4)

## 2003 WNBA DRAFT

April 25, 2003

### First Round

Gwen Jackson, Tennessee, 6th overall (4)

### Second Round

DeTrina White, Louisiana State, 20th overall

### Third Round

Ashley McElhiney, Vanderbilt, 35th overall

## 2004 WNBA DISPERSAL DRAFT

January 6, 2004

Deanna Jackson, Cleveland, 5th overall

## 2004 WNBA DRAFT

April 17, 2004

### First Round

Ebony Hoffman, USC, 9th overall

### Third Round

Ieva Kublina, Virginia Tech, 31st overall

## 2005 WNBA DRAFT

April 16, 2005

### First Round

Tan White, Mississippi State, 2nd overall

### Second Round

Yolanda Paige, West Virginia, 16th overall

### Third Round

Ashley Earley, Vanderbilt, 29th overall

## 2006 WNBA DRAFT

April 5, 2006

### First Round

La'Tangela Atkinson, North Carolina, 9th overall

### Second Round

Kasha Terry, Georgia Tech, 26th overall

### Third Round

Jessica Foley, Duke, 38th overall

Marina Kuzina, Russia, 40th overall

## 2007 WNBA DRAFT

April 4, 2007

### First Round

Alison Bales, Duke, 9th overall

### Second Round

Lyndsey Medders, Iowa State, 22nd overall

### Third Round

Ashley Key, NC State, 35th overall

## 2008 WNBA DRAFT

April 9, 2008

### Second Round

Khadijah Whittington, NC State, 26th overall

## 2009 WNBA DRAFT

April 9, 2009

### First Round

Briann January, Arizona State, 6th overall

### Second Round

Christina Wirth, Vanderbilt, 19th overall

### Third Round

Danielle Campbell, Purdue, 32nd overall

## 2010 WNBA DRAFT

April 8, 2010

### First Round

Jené Morris, San Diego State, 11th overall

### Second Round

Armelle Lumanu, Mississippi State, 23rd overall

### Third Round

Joy Cheek, Duke, 35th overall

## 2011 WNBA DRAFT

April 11, 2011

### First Round

Jeanette Pohlen, Stanford, 9th overall

### Third Round

Jori Davis, Indiana, 33rd overall

## 2012 WNBA DRAFT

April 16, 2012

### First Round

Sasha Goodlett, Georgia Tech, 11th overall

### Third Round

Courtney Hurt, Virginia Commonwealth, 34th overall

## 2013 WNBA DRAFT

April 11, 2013

### First Round

Layshia Clarendon, California, 9th overall

### Second Round

Jasmine Hassell, Georgia, 21st overall

### Third Round

Jennifer George, Florida, 33rd overall

## 2014 WNBA DRAFT

April 14, 2014

### First Round

Natasha Howard, Florida State, 5th overall

Natalie Achonwa, Notre Dame, 9th overall

### Third Round

Haiden Palmer, Gonzaga, 29th overall

## 2015 WNBA DRAFT

April 16, 2015

### Second Round

Chelsea Gardner, Kansas, 21st overall

## 2016 WNBA DRAFT

April 14, 2016

### First Round

Tiffany Mitchell, South Carolina, 9th overall

### Second Round

Brene Moseley, Maryland, 21st overall

### Third Round

Julie Allamand, Belgium, 33rd overall

## DRAFT DAY TRADES

(1) Acquired Stephanie White from Miami, in exchange for Sandy Brondello and a 2000 first-round draft pick, following the 2000 Expansion Draft.

(2) Acquired Monica Maxwell from Washington, in exchange for selecting Nyree Roberts and a 2000 fourth-round draft pick, following the 2000 Expansion Draft.

(3) Acquired Latavia Coleman from Houston, in exchange for Latina Davis and Renee Robinson, following the 2000 Draft.

(4) Acquired Natalie Williams and Coretta Brown from San Antonio, in exchange for Sylvia Crawley and Gwen Jackson, following the 2003 Dispersal Draft and the 2003 Draft.

## DRAFT SELECTIONS BY SCHOOLS

Arizona-1	Rutgers-1
Arizona State-1	San Diego State-1
California-1	South Carolina-1
Connecticut-1	Stanford-1
Duke-3	Tennessee-3
Florida-1	USC-1
Florida State-1	Vanderbilt-5
Georgia-2	Virginia-1
Georgia Tech-2	Virginia Commonwealth-1
Gonzaga-1	Virginia Tech-1
Indiana-1	West Virginia-1
Iowa State-1	
Kansas-1	
Louisiana State-2	
Maryland-1	
Mississippi State-2	
Missouri-1	
North Carolina-1	
NC State-2	
Notre Dame-2	
Purdue-2	





# 2013 RECAP

## 2013 FINAL STATISTICS REGULAR SEASON (16-18)

PLAYER	G	GS	MIN	FIELD GOALS			3-POINT FG			FREE THROWS			REBOUNDS							PTS	AVG		
				FG	FGA	PCT	FG	FGA	PCT	FT	FTA	PCT	OFF	DEF	TOT	AST	PF	DQ	STL			TO	BLK
Catchings	30	30	942	179	452	.396	36	112	.321	136	158	.861	45	168	213	71	74	0	85	51	31	530	17.7
Douglas	4	4	143	21	54	.389	7	27	.259	11	11	1.000	5	6	11	6	3	0	7	11	2	60	15.0
Zellous	29	29	908	146	352	.415	39	112	.348	96	123	.780	27	73	100	48	93	1	27	54	21	427	14.7
January	32	32	946	110	316	.348	35	98	.357	60	74	.811	12	65	77	118	84	0	34	79	6	315	9.8
Christmas	34	28	913	101	271	.373	30	100	.300	60	74	.811	64	77	141	37	81	1	63	42	11	292	8.6
Larkins	34	34	1022	103	189	.545	0	0	---	63	89	.708	104	161	265	64	100	0	48	47	11	269	7.9
Phillips	18	6	383	36	98	.367	23	48	.479	12	16	.750	4	15	19	29	22	0	15	14	1	107	5.9
Breland	30	2	439	69	157	.439	0	0	---	20	27	.741	50	71	121	17	38	0	17	34	31	158	5.3
Clarendon	30	4	582	55	166	.331	7	27	.259	9	22	.409	18	36	54	55	66	1	16	40	1	126	4.2
Pohlen	13	0	191	13	38	.342	9	24	.375	6	6	1.000	6	19	25	4	11	0	6	10	1	41	3.2
Goodlett	25	1	187	19	53	.358	0	0	---	6	7	.857	16	24	40	4	17	0	2	10	2	44	1.8
Hassell	18	0	153	12	45	.267	0	1	.000	8	17	.471	10	9	19	7	21	0	4	7	1	32	1.8
Thorn	6	0	67	2	12	.167	1	6	.167	2	2	1.000	0	3	3	4	2	0	2	5	1	7	1.2
<b>FEVER</b>	<b>34</b>		<b>6875</b>	<b>866</b>	<b>2203</b>	<b>.393</b>	<b>187</b>	<b>555</b>	<b>.337</b>	<b>489</b>	<b>626</b>	<b>.781</b>	<b>361</b>	<b>727</b>	<b>1088</b>	<b>464</b>	<b>612</b>	<b>3</b>	<b>326</b>	<b>451</b>	<b>120</b>	<b>2408</b>	<b>70.8</b>
<b>OPPONENTS</b>	<b>34</b>		<b>6875</b>	<b>889</b>	<b>2034</b>	<b>.437</b>	<b>128</b>	<b>405</b>	<b>.316</b>	<b>490</b>	<b>618</b>	<b>.793</b>	<b>305</b>	<b>839</b>	<b>1144</b>	<b>485</b>	<b>604</b>	<b>3</b>	<b>237</b>	<b>556</b>	<b>171</b>	<b>2396</b>	<b>70.5</b>

## PLAYOFFS (2-2)

PLAYER	G	GS	MIN	FIELD GOALS			3-POINT FG			FREE THROWS			REBOUNDS							PTS	AVG		
				FG	FGA	PCT	FG	FGA	PCT	FT	FTA	PCT	OFF	DEF	TOT	AST	PF	DQ	STL			TO	BLK
Christmas	4	4	131	22	50	.440	5	12	.417	14	18	.778	10	14	24	10	15	0	4	12	4	63	15.8
Catchings	4	4	116	18	46	.391	2	10	.200	16	22	.727	6	25	31	9	10	0	6	11	1	54	13.5
Zellous	4	4	107	17	38	.447	5	12	.417	12	13	.923	4	11	15	8	12	0	1	0	2	51	12.8
Larkins	4	4	134	17	30	.567	0	0	---	9	9	1.000	13	28	41	5	15	0	1	10	6	43	10.8
January	4	4	119	10	27	.370	4	9	.444	6	7	.857	2	9	11	14	12	0	2	8	0	30	7.5
Clarendon	4	0	61	10	21	.476	3	5	.600	1	4	.250	0	2	2	8	6	0	2	6	0	24	6.0
Phillips	4	0	87	7	16	.438	4	10	.400	4	4	1.000	2	3	5	5	6	0	3	4	0	22	5.5
Pohlen	3	0	33	4	13	.308	1	9	.111	0	0	---	1	2	3	1	4	0	0	1	1	9	3.0
Hassell	3	0	13	0	3	.000	0	0	---	0	0	---	0	2	2	1	4	0	0	2	0	0	0.0
<b>TEAM</b>	<b>4</b>		<b>800</b>	<b>105</b>	<b>244</b>	<b>.430</b>	<b>24</b>	<b>67</b>	<b>.358</b>	<b>62</b>	<b>77</b>	<b>.805</b>	<b>38</b>	<b>96</b>	<b>134</b>	<b>61</b>	<b>84</b>	<b>0</b>	<b>19</b>	<b>57</b>	<b>14</b>	<b>296</b>	<b>74.0</b>
<b>OPPONENTS</b>	<b>4</b>		<b>800</b>	<b>100</b>	<b>245</b>	<b>.408</b>	<b>8</b>	<b>40</b>	<b>.200</b>	<b>72</b>	<b>90</b>	<b>.800</b>	<b>33</b>	<b>85</b>	<b>118</b>	<b>53</b>	<b>80</b>	<b>1</b>	<b>35</b>	<b>43</b>	<b>23</b>	<b>280</b>	<b>70.0</b>

## 2013 DAY-BY-DAY RESULTS

<b>MAY</b>						16	at Los Angeles	L	72-94	11,801
24	at San Antonio	W	79-64		8,054	17	at Seattle	L	70-77	6,889
31	ATLANTA	L	77-86		10,756	21	SAN ANTONIO	W	80-63	7,416
<b>JUNE</b>						24	at Minnesota	L	77-84	9,504
5	at New York	L	68-75 OT		7,617	30	at New York	W	73-67	6,621
8	PHOENIX	L	67-82		8,672	<b>SEPTEMBER</b>				
12	CONNECTICUT	L	61-73		6,283	4	at Atlanta	L	80-89 OT	4,019
16	at Washington	L	60-64		6,649	6	at Chicago	W	82-77	5,996
22	CHICAGO	L	61-71		7,934	7	CONNECTICUT	W	69-60	9,826
25	at Atlanta	L	60-76		10,155	10	WASHINGTON	L	67-69	8,444
28	TULSA	W	80-69		6,957	13	NEW YORK	W	66-63	10,571
30	SEATTLE	W	71-63		6,355	15	at Connecticut	L	80-82 OT	8,478
<b>JULY</b>						<i>Eastern Conference Semifinals</i>				
6	CONNECTICUT	W	78-66		6,383	20	at Chicago	W	85-72	5,895
11	MINNESOTA	L	62-69		10,230	22	CHICAGO	W	79-57	7,144
13	at New York	W	74-53		6,772	<i>Eastern Conference Finals</i>				
19	WASHINGTON	W	77-70		6,434	26	at Atlanta	L	79-84	4,238
21	at Washington	W	65-52		6,516	29	ATLANTA	L	53-67	7,051
23	NEW YORK	L	72-77		7,577					
25	at Tulsa	W	71-60		5,018					
<b>AUGUST</b>										
1	at Connecticut	L	64-70		4,971					
3	CHICAGO	W	79-58		8,610					
6	at Chicago	W	64-58		4,135					
8	LOS ANGELES	L	64-74		7,076					
10	ATLANTA	W	80-66		9,271					
14	at Phoenix	L	58-75		6,135					

# 2012 RECAP

## 2012 FINAL STATISTICS REGULAR SEASON (22-12)

PLAYER	G	GS	MIN	FIELD GOALS			3-POINT FG			FREE THROWS			REBOUNDS					PF	DQ	STL	TO	BLK	PTS	AVG
				FG	FGA	PCT	FG	FGA	PCT	FT	FTA	PCT	OFF	DEF	TOT	AST								
Catchings	34	34	1036	200	463	.432	50	132	.379	140	162	.864	62	196	258	107	84	0	70	59	29	590	17.4	
Douglas	32	32	990	184	445	.413	80	189	.423	81	96	.844	33	88	121	71	55	0	48	53	10	529	16.5	
January	31	26	879	99	245	.404	46	107	.430	76	87	.874	13	42	55	122	78	1	36	76	4	320	10.3	
Zellous	31	31	692	79	214	.369	19	55	.345	57	74	.770	27	57	84	54	71	0	23	43	15	234	7.5	
Davenport	34	2	514	84	179	.469	1	3	.333	60	81	.741	35	80	115	22	62	0	23	51	26	229	6.7	
Phillips	29	8	620	62	159	.390	28	64	.438	25	29	.862	24	56	80	63	49	0	22	35	3	177	6.1	
Pohlen	34	3	574	55	128	.430	32	76	.421	7	10	.700	13	44	57	38	39	0	20	31	10	149	4.4	
Larkins	34	2	526	55	108	.509	0	0	.000	31	36	.861	70	78	148	36	62	0	34	34	5	141	4.1	
Sutton-Brown	33	32	541	49	116	.422	0	0	.000	32	40	.800	28	65	93	24	39	0	24	22	27	130	3.9	
Christmas	16	0	174	16	51	.314	7	22	.318	7	14	.500	13	23	36	13	11	0	13	8	4	46	2.9	
Hodges	12	0	107	14	44	.318	7	27	.259	3	6	.500	2	5	7	7	3	0	3	4	6	38	3.2	
Goodlett	26	0	197	33	74	.446	0	0	.000	14	20	.700	18	23	41	6	17	0	8	9	7	80	3.1	
<b>FEVER</b>	<b>34</b>		<b>6850</b>	<b>930</b>	<b>2226</b>	<b>.418</b>	<b>270</b>	<b>675</b>	<b>.400</b>	<b>533</b>	<b>655</b>	<b>.814</b>	<b>338</b>	<b>757</b>	<b>1095</b>	<b>563</b>	<b>570</b>	<b>1</b>	<b>324</b>	<b>464</b>	<b>146</b>	<b>2663</b>	<b>78.3</b>	
<b>OPPONENTS</b>	<b>34</b>		<b>6850</b>	<b>925</b>	<b>2154</b>	<b>.429</b>	<b>178</b>	<b>537</b>	<b>.331</b>	<b>431</b>	<b>576</b>	<b>.748</b>	<b>356</b>	<b>813</b>	<b>1169</b>	<b>485</b>	<b>644</b>	<b>4</b>	<b>242</b>	<b>592</b>	<b>168</b>	<b>2459</b>	<b>72.3</b>	

## PLAYOFFS (7-3)

PLAYER	G	GS	MIN	FIELD GOALS			3-POINT FG			FREE THROWS			REBOUNDS					PF	DQ	STL	TO	BLK	PTS	AVG
				FG	FGA	PCT	FG	FGA	PCT	FT	FTA	PCT	OFF	DEF	TOT	AST								
Catchings	10	10	354	56	149	.376	17	52	.327	61	68	.897	18	67	85	31	29	0	23	27	18	190	19.0	
Douglas	7	6	172	35	77	.455	11	31	.355	12	16	.750	4	10	14	9	7	0	7	11	0	93	13.3	
January	10	10	341	46	108	.426	5	22	.227	18	20	.900	6	17	23	38	32	1	16	30	3	115	11.5	
Zellous	10	5	279	37	93	.398	8	30	.267	24	28	.857	10	19	29	17	27	0	9	17	8	106	10.6	
Phillips	10	9	301	38	80	.475	15	29	.517	10	14	.714	10	12	22	16	26	0	6	10	1	101	10.1	
Larkins	10	9	320	39	72	.542	0	0	.000	21	27	.778	49	60	109	12	23	0	7	18	8	99	9.9	
Davenport	7	0	71	13	27	.481	0	0	.000	1	1	1.000	6	10	16	5	8	0	1	10	5	27	3.9	
Sutton-Brown	7	1	60	8	14	.571	0	1	.000	8	18	.444	4	10	14	3	7	0	2	3	1	24	3.4	
Pohlen	6	0	69	7	9	.778	5	5	1.000	0	0	.000	0	4	4	2	5	0	3	5	0	19	3.2	
Christmas	3	0	32	2	8	.250	1	6	.167	4	4	1.000	3	5	8	1	5	0	1	2	1	9	3.0	
Goodlett	1	0	0	0	0	.000	0	0	.000	0	0	.000	0	0	0	0	1	0	0	0	0	0	0.0	
<b>TEAM</b>	<b>10</b>	<b>-</b>	<b>2000</b>	<b>281</b>	<b>637</b>	<b>.441</b>	<b>62</b>	<b>176</b>	<b>.352</b>	<b>159</b>	<b>196</b>	<b>.811</b>	<b>110</b>	<b>214</b>	<b>324</b>	<b>134</b>	<b>170</b>	<b>1</b>	<b>75</b>	<b>146</b>	<b>45</b>	<b>783</b>	<b>78.3</b>	
<b>OPPONENTS</b>	<b>10</b>	<b>-</b>	<b>2000</b>	<b>283</b>	<b>683</b>	<b>.414</b>	<b>50</b>	<b>147</b>	<b>.340</b>	<b>124</b>	<b>150</b>	<b>.827</b>	<b>125</b>	<b>200</b>	<b>325</b>	<b>137</b>	<b>192</b>	<b>2</b>	<b>79</b>	<b>143</b>	<b>50</b>	<b>740</b>	<b>74.0</b>	

## 2012 DAY-BY-DAY RESULTS

### MAY

19	ATLANTA	W	92-84	9,403
25	at Chicago	W	83-72	6,198
27	at Atlanta	W	78-62	7,282

### JUNE

2	NEW YORK	W	91-68	8,006
3	at New York	L	72-87	4,905
8	CONNECTICUT	L	81-89	6,041
15	at Washington	L	66-67	8,050
16	CHICAGO	W	84-70	6,098
19	at Connecticut	L	85-88 OT	6,503
21	CONNECTICUT	W	95-61	6,326
23	at Tulsa	W	73-70	4,209
26	at Atlanta	L	58-70	8,388
27	at Chicago	W	81-72	6,312

### JULY

5	SAN ANTONIO	L	72-88	6,088
7	CHICAGO	W	88-86 OT	6,155
10	NEW YORK	W	84-82	9,216
12	LOS ANGELES	L	74-77	7,244

### AUGUST

16	WASHINGTON	W	84-66	6,834
18	ATLANTA	W	86-72	9,302
21	at Los Angeles	L	69-79	8,402
23	at Seattle	W	68-66	5,819
25	at Phoenix	W	85-72	9,079
28	WASHINGTON	W	83-68	6,525
30	at New York	W	76-63	5,315

### SEPTEMBER

1	CHICAGO	W	81-64	9,307
5	at Atlanta	L	64-71	4,112
7	at San Antonio	W	82-78	8,097
9	PHOENIX	W	89-83	7,971
12	SEATTLE	W	72-48	6,337
14	MINNESOTA	L	64-66	8,819
17	at Minnesota	L	79-86	9,523
19	at Connecticut	L	67-73	5,811
21	at Washington	W	66-53	7,702
23	TULSA	W	91-58	9,225

### Eastern Conference Semifinals

28	ATLANTA	L	66-75	7,776
30	at Atlanta	W	103-88	6,890

### OCTOBER

2	ATLANTA	W	75-64	6,840
<b>Eastern Conference Finals</b>				
5	at Connecticut	L	64-76	7,599
8	CONNECTICUT	W	78-76	9,225
11	at Connecticut	W	87-71	6,516
<b>WNBA Finals</b>				
14	at Minnesota	W	76-70	14,322
17	at Minnesota	L	71-83	13,478
19	MINNESOTA	W	76-59	18,165
21	MINNESOTA	W	87-78	15,213

# 2011 RECAP

## 2011 FINAL STATISTICS REGULAR SEASON (21-13)

PLAYER	G	GS	MIN	FIELD GOALS			3-POINT FG			FREE THROWS			REBOUNDS							PTS	AVG		
				FG	FGA	PCT	FG	FGA	PCT	FT	FTA	PCT	OFF	DEF	TOT	AST	PF	DQ	STL			TO	BLK
Catchings	33	33	1040	168	384	.438	32	92	.348	143	162	.883	63	170	233	115	69	0	67	73	30	511	15.5
Douglas	32	32	940	166	357	.465	66	150	.440	47	70	.671	31	95	126	91	48	0	41	65	8	445	13.9
Davenport	34	8	717	145	274	.529	0	3	.000	73	104	.702	50	113	163	17	77	1	27	55	45	363	10.7
Phillips	31	22	689	91	197	.462	26	61	.426	60	72	.833	16	72	88	74	52	0	30	45	0	268	8.6
January	10	10	286	25	70	.357	7	22	.318	29	35	.829	5	9	14	50	33	0	15	33	0	86	8.6
Smith	33	32	711	88	237	.371	32	94	.340	30	34	.882	27	75	102	49	80	2	22	42	16	238	7.2
Sutton-Brown	34	26	645	68	139	.489	0	3	.000	52	70	.743	41	65	106	19	65	0	36	33	41	188	5.5
Zellous	33	2	463	57	130	.438	9	34	.265	58	74	.784	21	59	80	45	74	1	12	32	15	181	5.5
Pohlen	34	2	539	48	102	.471	29	62	.468	13	15	.867	10	37	47	33	32	0	13	21	4	138	4.1
Bobbitt	31	3	439	41	115	.357	17	44	.386	23	30	.767	12	29	41	54	33	0	30	37	0	122	3.9
Ely	33	0	355	39	109	.358	5	24	.208	20	29	.690	19	54	73	9	46	0	6	25	6	103	3.1
<b>FEVER</b>	<b>34</b>	<b>-</b>	<b>6825</b>	<b>936</b>	<b>2114</b>	<b>.443</b>	<b>223</b>	<b>589</b>	<b>.379</b>	<b>548</b>	<b>695</b>	<b>.788</b>	<b>295</b>	<b>778</b>	<b>1073</b>	<b>556</b>	<b>609</b>	<b>4</b>	<b>299</b>	<b>502</b>	<b>165</b>	<b>2643</b>	<b>77.7</b>
<b>OPPONENTS</b>	<b>34</b>	<b>-</b>	<b>6825</b>	<b>925</b>	<b>2182</b>	<b>.424</b>	<b>179</b>	<b>534</b>	<b>.335</b>	<b>481</b>	<b>655</b>	<b>.734</b>	<b>359</b>	<b>776</b>	<b>1135</b>	<b>537</b>	<b>647</b>	<b>1</b>	<b>269</b>	<b>542</b>	<b>134</b>	<b>2510</b>	<b>73.8</b>

## PLAYOFFS (3-3)

PLAYER	G	GS	MIN	FIELD GOALS			3-POINT FG			FREE THROWS			REBOUNDS							PTS	AVG		
				FG	FGA	PCT	FG	FGA	PCT	FT	FTA	PCT	OFF	DEF	TOT	AST	PF	DQ	STL			TO	BLK
Douglas	6	6	201	40	94	.426	17	39	.436	21	25	.840	12	18	30	16	11	0	5	13	1	118	19.7
Catchings	6	5	190	19	57	.333	4	15	.267	18	23	.783	19	31	50	14	17	0	13	15	3	60	10.0
Smith	6	6	165	22	54	.407	9	22	.409	4	4	1.000	9	23	32	10	19	0	5	13	6	57	9.5
Sutton-Brown	6	6	172	19	41	.463	0	0	---	19	22	.864	17	24	41	8	15	0	5	16	11	57	9.5
Zellous	5	1	96	15	35	.429	4	10	.400	9	15	.600	3	10	13	7	14	0	2	6	3	43	8.6
Davenport	6	0	99	20	36	.556	0	0	---	6	7	.857	9	14	23	0	14	0	3	10	1	46	7.7
Phillips	6	6	160	15	40	.375	0	8	.000	9	11	.818	1	13	14	18	9	0	9	17	1	39	6.5
Ely	3	0	13	3	7	.429	1	1	1.000	0	0	---	1	0	1	1	0	0	2	1	0	7	2.3
Pohlen	5	0	35	4	8	.500	2	4	.500	0	0	---	2	2	4	3	5	0	1	1	0	10	2.0
Bobbitt	6	0	69	3	16	.188	0	5	.000	1	2	.500	0	4	4	12	8	0	3	6	1	7	1.2
<b>TEAM</b>	<b>6</b>	<b>-</b>	<b>1200</b>	<b>160</b>	<b>388</b>	<b>.412</b>	<b>37</b>	<b>104</b>	<b>.356</b>	<b>87</b>	<b>109</b>	<b>.798</b>	<b>73</b>	<b>139</b>	<b>212</b>	<b>89</b>	<b>112</b>	<b>0</b>	<b>48</b>	<b>104</b>	<b>27</b>	<b>444</b>	<b>74.0</b>
<b>OPPONENTS</b>	<b>6</b>	<b>-</b>	<b>1200</b>	<b>180</b>	<b>400</b>	<b>.450</b>	<b>32</b>	<b>83</b>	<b>.386</b>	<b>80</b>	<b>116</b>	<b>.690</b>	<b>65</b>	<b>146</b>	<b>211</b>	<b>99</b>	<b>105</b>	<b>1</b>	<b>60</b>	<b>85</b>	<b>30</b>	<b>472</b>	<b>78.7</b>

## 2011 DAY-BY-DAY RESULTS

<b>JUNE</b>						18	at Los Angeles	L	70- 75	8,102
4	CHICAGO	W	65- 57			21	WASHINGTON	W	83- 51	7,935
10	NEW YORK	L	80- 81			27	ATLANTA	L	80- 86	9,242
11	at New York	W	86- 80			30	at Atlanta	L	90- 92	6,467
14	TULSA	W	82- 74			<b>SEPTEMBER</b>				
17	at Seattle	L	54- 68			2	at Connecticut	L	55- 83	6,991
19	at Phoenix	L	89- 93	OT		4	at Chicago	W	88- 80	6,199
21	at Washington	W	89- 80			7	WASHINGTON	W	87- 69	8,514
25	CONNECTICUT	W	75- 70			9	at New York	L	75- 83	8,015
26	at Minnesota	W	78- 75			11	ATLANTA	L	88- 93	11,521
28	PHOENIX	W	91- 86			<i>Eastern Conference Semifinals</i>				
<b>JULY</b>						15	NEW YORK	W	74- 72	7,608
5	SEATTLE	W	78- 61			17	at New York	L	72- 87	8,508
9	WASHINGTON	W	68- 57			19	NEW YORK	W	72- 62	7,368
13	CONNECTICUT	W	90- 78			<i>Eastern Conference Finals</i>				
15	MINNESOTA	L	70- 80			22	ATLANTA	W	82- 74	8,253
17	at Connecticut	L	71- 76			25	at Atlanta	L	77- 94	8,052
19	at Atlanta	L	74- 84			27	ATLANTA	L	67- 83	9,036
21	CHICAGO	W	77- 63							
28	at Connecticut	W	69- 58							
29	at Washington	W	61- 59							
31	LOS ANGELES	W	98- 63							
<b>AUGUST</b>										
5	at Tulsa	W	85- 65							
7	at Chicago	L	69- 88							
9	SAN ANTONIO	W	81- 68							
13	NEW YORK	W	82- 71							
16	at San Antonio	W	65- 63							



## 2010 RECAP

2010 FINAL STATISTICS  
REGULAR SEASON (21-13)

PLAYER	G	GS	MIN	FIELD GOALS			3-POINT FG			FREE THROWS			REBOUNDS					PF	DQ	STL	TO	BLK	PTS	AVG
				FG	FGA	PCT	FG	FGA	PCT	FT	FTA	PCT	OFF	DEF	TOT	AST								
Catchings	34	34	1068	207	428	.484	47	105	.448	157	185	.849	57	185	242	135	93	3	77	93	30	618	18.2	
Douglas	34	34	1014	170	379	.449	68	174	.391	59	71	.831	26	91	117	111	55	0	46	67	13	467	13.7	
Sutton-Brown	34	34	875	103	229	.450	0	1	.000	70	99	.707	69	105	174	29	90	0	33	55	55	276	8.1	
Hoffman	34	33	815	106	267	.397	26	82	.317	34	40	.850	44	100	144	43	91	1	40	53	13	272	8.0	
January	30	7	657	65	175	.371	21	59	.356	71	86	.826	20	39	59	94	75	0	37	68	4	222	7.4	
Davenport	33	0	469	96	168	.571	1	7	.143	50	69	.725	27	66	93	15	65	0	14	40	27	243	7.4	
Zellous	27	0	418	47	130	.362	7	25	.280	59	79	.747	14	42	56	35	55	0	12	33	16	160	5.9	
Murphy	15	1	221	28	80	.350	5	19	.263	16	28	.571	20	41	61	23	20	0	8	18	2	77	5.1	
Bevilaqua	34	27	659	46	120	.383	26	77	.338	14	24	.583	18	55	73	54	64	0	48	40	4	132	3.9	
Moore	33	0	431	38	89	.427	0	1	.000	25	30	.833	29	40	69	14	60	0	6	30	4	101	3.1	
Morris	25	0	196	28	66	.424	14	38	.368	2	3	.667	3	11	14	12	28	0	8	17	2	72	2.9	
Cheek	7	0	34	5	12	.417	1	3	.333	4	4	1.000	0	3	3	1	7	0	0	5	0	15	2.1	
Quigley	3	0	18	2	4	.500	0	0	.000	2	2	1.000	0	1	1	1	2	0	2	3	1	6	2.0	
<b>FEVER</b>	<b>34</b>	<b>-</b>	<b>6875</b>	<b>941</b>	<b>2147</b>	<b>.438</b>	<b>216</b>	<b>591</b>	<b>.365</b>	<b>563</b>	<b>720</b>	<b>.782</b>	<b>327</b>	<b>779</b>	<b>1106</b>	<b>567</b>	<b>705</b>	<b>4</b>	<b>331</b>	<b>551</b>	<b>171</b>	<b>2661</b>	<b>78.3</b>	
<b>OPPONENTS</b>	<b>34</b>	<b>-</b>	<b>6875</b>	<b>885</b>	<b>2128</b>	<b>.416</b>	<b>181</b>	<b>547</b>	<b>.331</b>	<b>567</b>	<b>716</b>	<b>.792</b>	<b>339</b>	<b>783</b>	<b>1122</b>	<b>497</b>	<b>687</b>	<b>3</b>	<b>282</b>	<b>603</b>	<b>120</b>	<b>2518</b>	<b>74.1</b>	

## PLAYOFFS (1-2)

PLAYER	G	GS	MIN	FIELD GOALS			3-POINT FG			FREE THROWS			REBOUNDS					PF	DQ	STL	TO	BLK	PTS	AVG
				FG	FGA	PCT	FG	FGA	PCT	FT	FTA	PCT	OFF	DEF	TOT	AST								
Catchings	3	3	107	19	46	.413	5	14	.357	13	16	.813	5	21	26	9	7	0	9	3	2	56	18.7	
Douglas	3	3	95	11	24	.458	3	9	.333	10	12	.833	3	6	9	10	8	0	4	3	1	35	11.7	
Hoffman	3	3	89	12	36	.333	2	6	.333	7	8	.875	5	9	14	4	10	0	3	3	3	33	11.0	
Sutton-Brown	3	3	90	10	21	.476	0	0	.000	9	11	.818	5	8	13	1	7	0	4	8	2	29	9.7	
Davenport	3	0	46	9	17	.529	0	0	.000	3	3	1.000	6	10	16	0	5	0	2	4	4	21	7.0	
January	3	0	59	5	16	.313	1	5	.200	9	10	.900	1	3	4	6	6	0	1	8	0	20	6.7	
Bevilaqua	3	3	66	6	14	.429	4	9	.444	0	0	.000	0	2	2	4	5	0	2	5	0	16	5.3	
Zellous	3	0	31	3	5	.600	0	1	.000	6	7	.857	1	1	2	2	3	0	0	2	1	12	4.0	
Moore	3	0	16	0	1	.000	0	0	.000	0	0	.000	1	1	2	1	3	0	1	0	1	0	0.0	
Morris	1	0	2	0	0	.000	0	0	.000	0	0	.000	0	0	0	0	0	0	0	0	0	0	0.0	
<b>TEAM</b>	<b>3</b>	<b>-</b>	<b>600</b>	<b>75</b>	<b>180</b>	<b>.417</b>	<b>15</b>	<b>44</b>	<b>.341</b>	<b>57</b>	<b>67</b>	<b>.851</b>	<b>27</b>	<b>61</b>	<b>88</b>	<b>37</b>	<b>54</b>	<b>0</b>	<b>26</b>	<b>38</b>	<b>14</b>	<b>222</b>	<b>74.0</b>	
<b>OPPONENTS</b>	<b>3</b>	<b>-</b>	<b>600</b>	<b>88</b>	<b>201</b>	<b>.438</b>	<b>17</b>	<b>47</b>	<b>.362</b>	<b>36</b>	<b>43</b>	<b>.837</b>	<b>36</b>	<b>66</b>	<b>102</b>	<b>44</b>	<b>58</b>	<b>0</b>	<b>16</b>	<b>45</b>	<b>8</b>	<b>229</b>	<b>76.3</b>	

## 2010 DAY-BY-DAY RESULTS

## MAY

15	WASHINGTON	L	65-72	9,752
16	at Atlanta	L	62-66	7,337
22	at Chicago	W	92-86 OT	6,477
23	CHICAGO	W	69-61	7,665
29	at Tulsa	L	74-79	4,005

## JUNE

3	SAN ANTONIO	W	79-57	7,574
5	NEW YORK	W	78-73	8,090
6	at Minnesota	W	89-51	6,444
11	at Connecticut	L	77-86	7,603
13	CONNECTICUT	W	77-67	7,302
17	SEATTLE	W	72-65	7,520
19	ATLANTA	W	94-91	8,187
25	at Seattle	L	81-85	9,083
27	at Chicago	W	70-64	4,051
29	at Washington	L	65-68	8,464

## JULY

6	at Chicago	W	58-51	3,732
8	TULSA	W	100-72	7,077
14	CONNECTICUT	L	68-77	10,076
16	ATLANTA	W	89-70	7,532
18	at New York	W	84-81 OT	9,508
22	LOS ANGELES	W	76-57	7,898
24	at Washington	W	78-73	9,786
27	CHICAGO	W	78-74	6,853
30	WASHINGTON	L	73-77	8,207

## AUGUST

1	at Atlanta	L	74-90	6,270
3	NEW YORK	L	72-82	7,540
6	ATLANTA	W	95-93	9,214
8	at Phoenix	W	104-82	10,995
10	at Los Angeles	W	82-76	10,586
13	PHOENIX	W	110-90	10,002
15	at Connecticut	W	79-66	7,915
17	at New York	L	57-78	8,953
20	at San Antonio	L	61-75	10,807
22	MINNESOTA	L	79-83 OT	10,015

## Eastern Conference Semifinals

26	at New York	L	73-85	14,624
29	NEW YORK	W	75-67	7,535

## SEPTEMBER

1	at New York	L	74-77	16,682
---	-------------	---	-------	--------

# 2009 RECAP

## 2009 FINAL STATISTICS REGULAR SEASON (22-12)

PLAYER	G	GS	MIN	FIELD GOALS			3-POINT FG			FREE THROWS			REBOUNDS					PF	DQ	STL	TO	BLK	PTS	AVG
				FG	FGA	PCT	FG	FGA	PCT	FT	FTA	PCT	OFF	DEF	TOT	AST								
Douglas	31	31	1003	188	459	.410	66	189	.349	105	122	.861	24	96	120	85	45	0	56	75	7	547	17.6	
Catchings	34	34	1084	157	407	.386	40	122	.328	158	181	.873	86	159	245	107	92	0	99	88	18	512	15.1	
Hoffman	34	34	1005	122	313	.390	25	72	.347	69	77	.896	56	143	199	52	106	3	57	82	12	338	9.9	
Sutton-Brown	27	25	680	95	204	.466	0	0	---	76	102	.745	44	114	158	23	76	2	15	49	40	266	9.9	
January	33	4	683	64	192	.333	25	87	.287	74	87	.851	23	40	63	77	78	1	36	57	3	227	6.9	
Griffith	3	0	41	6	12	.500	0	0	---	7	9	.778	4	3	7	0	6	0	0	3	2	19	6.3	
Bevilaqua	34	32	861	68	181	.376	37	107	.346	36	54	.667	12	67	79	97	76	0	62	48	8	209	6.1	
Moore	31	9	613	57	121	.471	0	1	.000	34	46	.739	40	56	96	14	85	0	19	32	6	148	4.8	
Murphy	24	0	186	34	89	.382	11	32	.344	21	26	.808	23	19	42	10	30	0	6	9	2	100	4.2	
Dixon	32	1	424	55	134	.410	4	10	.400	18	21	.857	10	41	51	37	45	0	12	27	3	132	4.1	
Whittington	3	0	25	6	10	.600	0	0	---	0	0	---	2	3	5	2	2	0	0	0	0	12	4.0	
Davenport	26	0	181	29	55	.527	0	0	---	14	20	.700	15	25	40	6	38	0	7	21	14	72	2.8	
Wirth	21	0	121	8	29	.276	5	14	.357	1	1	1.000	3	12	15	13	12	0	3	3	1	22	1.0	
White	2	0	18	1	6	.167	0	3	.000	0	0	---	0	2	2	4	1	0	1	0	1	2	1.0	
<b>FEVER</b>	<b>34</b>		<b>6925</b>	<b>890</b>	<b>2212</b>	<b>.402</b>	<b>213</b>	<b>637</b>	<b>.334</b>	<b>613</b>	<b>746</b>	<b>.822</b>	<b>342</b>	<b>780</b>	<b>1122</b>	<b>527</b>	<b>692</b>	<b>6</b>	<b>373</b>	<b>531</b>	<b>117</b>	<b>2606</b>	<b>76.6</b>	
<b>OPPONENTS</b>	<b>34</b>		<b>6925</b>	<b>909</b>	<b>2118</b>	<b>.429</b>	<b>154</b>	<b>483</b>	<b>.319</b>	<b>529</b>	<b>692</b>	<b>.764</b>	<b>318</b>	<b>849</b>	<b>1167</b>	<b>498</b>	<b>700</b>	<b>8</b>	<b>271</b>	<b>638</b>	<b>116</b>	<b>2501</b>	<b>73.6</b>	

## PLAYOFFS (6-4)

PLAYER	G	GS	MIN	FIELD GOALS			3-POINT FG			FREE THROWS			REBOUNDS					PF	DQ	STL	TO	BLK	PTS	AVG
				FG	FGA	PCT	FG	FGA	PCT	FT	FTA	PCT	OFF	DEF	TOT	AST								
Catchings	10	10	357	56	122	.459	9	36	.250	51	60	.850	24	80	104	54	34	1	33	34	14	172	17.2	
Douglas	10	10	361	51	141	.362	18	58	.310	35	43	.814	14	21	35	40	14	0	14	19	6	155	15.5	
Sutton-Brown	10	10	311	56	106	.528	0	0	---	31	45	.689	15	41	56	5	30	0	9	30	14	143	14.3	
Hoffman	10	10	295	47	85	.553	6	15	.400	19	22	.864	11	37	48	8	38	0	11	18	5	119	11.9	
January	10	0	228	30	78	.385	12	29	.414	34	40	.850	7	17	24	30	23	0	4	13	0	106	10.6	
Bevilaqua	10	10	224	18	53	.340	10	32	.313	7	10	.700	5	18	23	20	25	0	12	11	1	53	5.3	
Davenport	9	0	55	14	25	.560	0	0	---	9	11	.818	1	10	11	3	9	0	2	3	8	37	4.1	
Moore	10	0	120	8	24	.333	0	0	---	6	8	.750	9	8	17	3	24	1	5	3	2	22	2.2	
Dixon	10	0	62	9	26	.346	0	2	.000	3	5	.600	2	5	7	2	5	0	1	5	0	21	2.1	
Wirth	5	0	27	3	7	.429	0	2	.000	0	0	---	0	3	3	2	4	0	0	2	0	6	1.2	
Murphy	4	0	9	0	5	.000	0	2	.000	0	0	---	1	1	2	1	2	0	0	0	0	0	0.0	
<b>TEAM</b>	<b>10</b>		<b>2050</b>	<b>292</b>	<b>672</b>	<b>.435</b>	<b>55</b>	<b>176</b>	<b>.313</b>	<b>195</b>	<b>244</b>	<b>.799</b>	<b>89</b>	<b>241</b>	<b>330</b>	<b>168</b>	<b>208</b>	<b>2</b>	<b>91</b>	<b>150</b>	<b>50</b>	<b>834</b>	<b>83.4</b>	
<b>OPPONENTS</b>	<b>10</b>		<b>2050</b>	<b>301</b>	<b>688</b>	<b>.438</b>	<b>65</b>	<b>174</b>	<b>.374</b>	<b>173</b>	<b>210</b>	<b>.824</b>	<b>110</b>	<b>238</b>	<b>348</b>	<b>144</b>	<b>222</b>	<b>3</b>	<b>71</b>	<b>161</b>	<b>49</b>	<b>840</b>	<b>84.0</b>	

## 2009 DAY-BY-DAY RESULTS

<b>JUNE</b>				20	at Sacramento	L	62-67	6,290			
6	at Atlanta	L	86-87	2OT	8,709	22	at Seattle	L	60-74	8,273	
7	MINNESOTA	L	74-96		9,234	27	SAN ANTONIO	W	77-66	6,836	
9	SEATTLE	W	73-66		7,253	29	SACRAMENTO	L	78-79	8,579	
12	LOS ANGELES	W	73-61		9,320	<b>SEPTEMBER</b>					
19	at Detroit	W	66-54		7,725	2	PHOENIX	L	90-106	7,446	
21	DETROIT	W	82-70		7,610	4	at Detroit	L	63-70	OT 7,230	
26	at New York	W	82-81	OT	9,304	6	WASHINGTON	W	72-61	9,702	
27	NEW YORK	W	63-54		8,481	8	at New York	W	69-63	7,583	
<b>JULY</b>				10	at Chicago	L	79-86	2,902			
2	CONNECTICUT	W	67-53		6,468	13	at Connecticut	L	85-95	9,047	
5	ATLANTA	W	78-74		7,024	<i>Eastern Conference Semifinals</i>					
10	at Chicago	W	83-54		4,021	17	at Washington ++	W	88-79	6,332	
15	CHICAGO	W	84-74		10,050	19	WASHINGTON	W	81-74	OT 9,655	
17	ATLANTA	W	84-79		7,975	<i>Eastern Conference Finals</i>					
19	at Connecticut	L	61-67		6,517	23	at Detroit	L	56-72	7,214	
21	at Washington	W	82-70		9,798	25	DETROIT	W	79-75	9,210	
23	at San Antonio	L	65-84		9,985	26	DETROIT	W	72-67	18,165	
28	WASHINGTON	W	85-81		5,904	<i>WNBA Finals</i>					
30	CONNECTICUT	W	94-85	OT	6,538	29	at Phoenix	L	116-120	OT 11,617	
<b>AUGUST</b>				<b>OCTOBER</b>							
2	at Washington	W	87-79		11,595	1	at Phoenix	W	93-84	16,758	
5	CHICAGO	W	76-67		6,581	4	PHOENIX	W	86-85	18,165	
8	at Phoenix	W	90-83		9,867	7	PHOENIX	L	77-90	18,165	
10	at Los Angeles	L	63-75		8,263	9	at Phoenix	L	86-94	17,313	
13	at Minnesota	W	91-81		7,156						
15	DETROIT	W	82-59		9,963						

++ at Comcast Center (College Park, Md.)









## 2005 RECAP

2005 FINAL STATISTICS  
REGULAR SEASON (21-13)

PLAYER	G	GS	MIN	FIELD GOALS			3-POINT FG			FREE THROWS			REBOUNDS							PTS	AVG		
				FG	FGA	PCT	FG	FGA	PCT	FT	FTA	PCT	OFF	DEF	TOT	AST	PF	DQ	STL			TO	BLK
Catchings	34	34	1174	157	410	.383	35	123	.285	152	193	.788	69	195	264	143	96	1	90	91	16	501	14.7
Miller	34	34	1057	122	278	.439	37	114	.325	67	79	.848	26	60	86	81	81	1	40	53	2	348	10.2
Williams	34	34	804	103	248	.415	0	0	---	45	67	.672	74	112	186	31	105	3	35	56	12	251	7.4
White	34	3	693	85	254	.335	25	81	.309	47	58	.810	21	32	53	53	62	1	30	70	7	242	7.1
Bevilaqua	31	31	873	63	162	.389	44	116	.379	24	44	.545	12	51	63	80	69	0	60	51	0	194	6.3
Streimikyte	34	20	686	82	178	.461	3	6	.500	19	27	.704	37	64	101	32	75	0	29	36	11	186	5.5
Jackson	34	0	472	56	139	.403	0	3	.000	50	68	.735	37	40	77	23	55	0	17	32	12	162	4.8
Schumacher	34	14	516	58	138	.420	2	11	.182	17	21	.810	26	42	68	14	59	0	10	33	24	135	4.0
Hoffman	33	0	497	47	116	.405	1	2	.500	25	30	.833	34	63	97	16	59	0	21	23	10	120	3.6
Paige	13	0	78	6	22	.273	1	5	.200	3	4	.750	2	7	9	13	1	0	2	6	0	16	1.2
Brown	6	0	23	2	5	.400	2	5	.400	0	0	---	0	2	2	3	1	0	1	3	0	6	1.0
Benningfield	10	0	52	3	8	.375	0	2	.000	3	4	.750	3	3	6	4	5	0	1	4	1	9	0.9
<b>TEAM</b>	<b>34</b>		<b>6925</b>	<b>784</b>	<b>1958</b>	<b>.400</b>	<b>150</b>	<b>468</b>	<b>.321</b>	<b>452</b>	<b>595</b>	<b>.760</b>	<b>341</b>	<b>671</b>	<b>1012</b>	<b>493</b>	<b>668</b>	<b>6</b>	<b>336</b>	<b>477</b>	<b>95</b>	<b>2170</b>	<b>63.8</b>
<b>OPPONENT</b>	<b>34</b>		<b>6925</b>	<b>775</b>	<b>1798</b>	<b>.431</b>	<b>123</b>	<b>367</b>	<b>.335</b>	<b>460</b>	<b>642</b>	<b>.717</b>	<b>279</b>	<b>711</b>	<b>990</b>	<b>435</b>	<b>644</b>	<b>2</b>	<b>234</b>	<b>558</b>	<b>113</b>	<b>2133</b>	<b>62.7</b>

## PLAYOFFS (2-2)

PLAYER	G	GS	MIN	FIELD GOALS			3-POINT FG			FREE THROWS			REBOUNDS							PTS	AVG		
				FG	FGA	PCT	FG	FGA	PCT	FT	FTA	PCT	OFF	DEF	TOT	AST	PF	DQ	STL			TO	BLK
Catchings	4	4	146	21	59	.356	5	12	.417	22	28	.786	13	24	37	9	8	1	1	11	13	69	17.3
Williams	4	4	134	17	40	.425	0	1	.000	13	16	.813	13	17	30	6	5	0	2	1	14	47	11.8
Miller	4	4	155	12	39	.308	9	17	.529	7	10	.700	0	7	7	10	5	0	0	5	13	40	10.0
Jackson	4	0	84	10	23	.435	1	1	1.000	14	17	.824	4	10	14	2	2	1	2	1	17	35	8.8
Bevilaqua	4	4	152	8	25	.320	6	14	.429	5	7	.714	1	8	9	11	7	0	1	10	12	27	6.8
Schumacher	4	0	42	9	19	.474	0	0	.000	2	2	1.000	7	1	8	2	2	0	4	0	6	20	5.0
Streimikyte	4	4	96	6	23	.261	0	0	.000	6	6	1.000	10	8	18	5	5	0	1	6	11	18	4.5
White	4	0	16	0	8	.000	0	1	.000	0	0	.000	2	0	2	1	0	0	0	0	1	0	0.0
<b>TEAM</b>	<b>4</b>		<b>825</b>	<b>83</b>	<b>236</b>	<b>.352</b>	<b>21</b>	<b>46</b>	<b>.457</b>	<b>69</b>	<b>86</b>	<b>.802</b>	<b>50</b>	<b>75</b>	<b>125</b>	<b>46</b>	<b>34</b>	<b>2</b>	<b>11</b>	<b>36</b>	<b>87</b>	<b>256</b>	<b>64.0</b>
<b>OPPONENT</b>	<b>4</b>		<b>825</b>	<b>81</b>	<b>194</b>	<b>.418</b>	<b>16</b>	<b>46</b>	<b>.348</b>	<b>73</b>	<b>93</b>	<b>.785</b>	<b>25</b>	<b>85</b>	<b>110</b>	<b>48</b>	<b>17</b>	<b>1</b>	<b>12</b>	<b>50</b>	<b>79</b>	<b>251</b>	<b>62.8</b>

## 2005 DAY-BY-DAY RESULTS

MAY					AUGUST				
22	CHARLOTTE	W	68-58	9,205	4	SEATTLE	W	78-68	9,290
24	PHOENIX	W	83-76	6,597	6	CONNECTICUT	L	65-74	9,370
26	at New York	W	67-59	7,897	7	at Washington	L	60-61	8,794
29	at Houston	L	78-86	2OT 5,582	11	at San Antonio	W	57-50	6,629
<b>JUNE</b>					13	at Los Angeles	L	59-69	9,099
1	SACRAMENTO	W	61-60	7,037	14	at Phoenix	W	62-56	6,279
4	at Seattle	L	77-83	8,651	18	WASHINGTON	W	67-57	8,727
7	at Sacramento	L	51-65	7,725	20	CHARLOTTE	W	62-53	9,823
10	NEW YORK	W	62-59	7,573	23	at Connecticut	W	69-63	5,596
15	DETROIT	W	84-79	OT 7,815	25	at Detroit	L	40-55	11,903
16	at Charlotte	W	60-57	4,079	27	NEW YORK	W	75-50	9,823
18	at Washington	L	78-88	2OT 9,311	<i>Eastern Conference Semifinals</i>				
24	MINNESOTA	W	57-55	8,475	30	at New York	W	63-51	7,729
28	LOS ANGELES	L	58-61	7,716	<b>SEPTEMBER</b>				
<b>JULY</b>					1	NEW YORK	W	58-50	5,085
7	HOUSTON	L	63-65	8,120	<i>Eastern Conference Finals</i>				
13	CONNECTICUT	W	64-53	8,799	8	CONNECTICUT	L	68-73	8,777
15	DETROIT	W	62-57	8,507	10	at Connecticut	L	67-77	OT 7,588
17	at Detroit	W	59-58	9,627					
19	at Minnesota	L	45-66	6,219					
21	SAN ANTONIO	W	66-53	7,197					
23	at Charlotte	W	63-46	5,107					
26	at Connecticut	L	55-68	5,711					
29	WASHINGTON	W	62-58	8,420					
31	at New York	L	53-67	11,381					



## 2004 RECAP

2004 FINAL STATISTICS  
REGULAR SEASON (15-19)

PLAYER	G	GS	MIN	FIELD GOALS			3-POINT FG			FREE THROWS			REBOUNDS					PF	DQ	STL	TO	BLK	PTS	AVG
				FG	FGA	PCT	FG	FGA	PCT	FT	FTA	PCT	OFF	DEF	TOT	AST								
Catchings	34	33	1149	180	468	.385	56	167	.335	152	178	.854	79	170	249	115	90	2	67	77	38	568	16.7	
Williams	34	34	956	133	293	.454	0	4	.000	83	119	.697	93	142	235	62	122	3	40	65	23	349	10.3	
Miller	34	34	1096	126	326	.387	46	112	.411	50	57	.877	28	80	108	106	81	3	37	74	5	348	10.2	
Schumacher	32	7	601	92	196	.469	5	13	.385	35	45	.778	36	68	104	25	67	0	10	52	31	224	7.0	
Jackson	34	32	804	92	251	.367	0	12	.000	52	73	.712	57	56	113	53	82	3	29	52	6	236	6.9	
Rasmussen	33	4	692	56	135	.415	10	27	.370	30	38	.789	41	72	113	47	51	0	21	35	14	152	4.6	
White	22	12	450	27	72	.375	13	39	.333	24	34	.706	8	20	28	52	30	0	24	30	5	91	4.1	
Brown	26	0	398	37	108	.343	20	56	.357	10	16	.625	10	24	34	41	31	0	7	31	1	104	4.0	
Ivey	15	1	179	11	37	.297	8	24	.333	4	6	.667	2	8	10	18	20	0	4	6	3	34	2.3	
Hoffman	30	13	334	26	83	.313	5	17	.294	3	4	.750	34	53	87	21	51	1	15	27	5	60	2.0	
Starbird	12	0	117	6	23	.261	3	10	.300	5	6	.833	6	3	9	11	7	0	6	9	0	20	1.7	
Ndiaye-Diatta	10	0	74	5	19	.263	0	0	---	2	4	.500	2	9	11	4	7	0	1	8	3	12	1.2	
<b>FEVER</b>	<b>34</b>		<b>6850</b>	<b>791</b>	<b>2011</b>	<b>.393</b>	<b>166</b>	<b>481</b>	<b>.345</b>	<b>450</b>	<b>580</b>	<b>.776</b>	<b>396</b>	<b>705</b>	<b>1101</b>	<b>555</b>	<b>639</b>	<b>12</b>	<b>261</b>	<b>486</b>	<b>134</b>	<b>2198</b>	<b>64.6</b>	
<b>OPPONENTS</b>	<b>34</b>		<b>6850</b>	<b>804</b>	<b>1865</b>	<b>.431</b>	<b>121</b>	<b>352</b>	<b>.344</b>	<b>516</b>	<b>695</b>	<b>.742</b>	<b>281</b>	<b>688</b>	<b>969</b>	<b>514</b>	<b>603</b>	<b>1</b>	<b>268</b>	<b>466</b>	<b>162</b>	<b>2245</b>	<b>66.0</b>	

## 2004 DAY-BY-DAY RESULTS

## MAY

21	NEW YORK	W	69-67	8,002
23	WASHINGTON	L	67-68	6,465
28	at Charlotte	L	41-63	5,544

## JUNE

1	at San Antonio	W	79-60	6,417
5	CHARLOTTE	W	70-57	7,396
9	DETROIT	L	79-83	6,665
11	at New York	W	72-68	10,510
12	at Detroit	L	68-72	8,772
16	SACRAMENTO	W	63-50	6,422
19	NEW YORK	W	70-65	7,179
22	CONNECTICUT	L	58-63	6,126
25	LOS ANGELES	W	71-67	8,273
26	at Charlotte	L	37-46	6,355
29	at Detroit	W	69-68	6,542

## JULY

1	at Washington	L	64-69	14,956
3	PHOENIX	W	61-60	8,917
6	at Connecticut	L	77-79 OT	5,388
8	MINNESOTA	W	58-56	6,112
11	CONNECTICUT	L	61-65	6,748
14	HOUSTON	W	70-62	8,493
16	DETROIT	W	85-73	7,848
19	at Los Angeles	L	51-82	9,830
22	at Seattle	L	54-59	8,579
24	at Phoenix	L	56-71	8,966
25	at Sacramento	L	62-71	7,621
28	CHARLOTTE	L	53-63	7,171
31	at Houston	L	54-62	10,654

## AUGUST

[No games during break for Olympics]

## SEPTEMBER

1	at Washington	W	75-58	10,321
3	at Minnesota	W	69-61	13,560
4	WASHINGTON	W	69-42	9,165
10	SAN ANTONIO	L	65-82	8,380
13	SEATTLE	L	70-76	9,656
16	at New York ++	L	71-77 OT	5,945
19	at Connecticut	L	60-80	8,132

++ at Radio City Music Hall

## 2003 RECAP

2003 FINAL STATISTICS  
REGULAR SEASON (16-18)

PLAYER	G	GS	MIN	FIELD GOALS			3-POINT FG			FREE THROWS			REBOUNDS					PF	DQ	STL	TO	BLK	PTS	AVG
				FG	FGA	PCT	FG	FGA	PCT	FT	FTA	PCT	OFF	DEF	TOT	AST								
Catchings	34	34	1210	221	512	.432	74	191	.387	155	183	.847	82	190	272	114	122	2	72	102	35	671	19.7	
Williams	34	34	1054	176	363	.485	0	1	.000	105	148	.709	109	146	255	46	138	2	43	70	21	457	13.4	
White	28	10	577	60	173	.347	29	84	.345	45	48	.938	14	27	41	58	60	0	34	37	6	194	6.9	
Rasmussen	33	25	814	94	200	.470	7	15	.467	31	39	.795	44	71	115	64	65	0	24	48	15	226	6.8	
Brown	30	2	522	61	164	.372	36	100	.360	28	33	.848	11	30	41	31	30	0	21	36	4	186	6.2	
Schumacher	34	1	480	81	169	.479	4	9	.444	23	27	.852	40	59	99	20	63	0	7	32	24	189	5.6	
Ivey	27	21	651	45	116	.388	33	84	.393	12	17	.706	5	27	32	71	40	0	29	28	7	135	5.0	
McCray	34	32	734	52	138	.377	7	32	.219	20	24	.833	18	33	51	49	67	1	37	44	2	131	3.9	
Washington	20	10	348	19	67	.284	14	48	.292	11	13	.846	2	27	29	48	32	0	14	30	2	63	3.2	
Pettis	31	0	148	15	52	.288	6	27	.222	13	17	.765	5	14	19	8	17	0	4	8	1	49	1.6	
Aziz	7	0	44	4	14	.286	0	0	.000	2	4	.500	2	7	9	1	5	0	0	3	4	10	1.4	
Henning	23	1	290	11	42	.262	0	9	.000	2	8	.250	2	23	25	29	28	0	14	13	0	24	1.0	
<b>FEVER</b>	<b>34</b>		<b>6875</b>	<b>839</b>	<b>2011</b>	<b>.417</b>	<b>210</b>	<b>600</b>	<b>.350</b>	<b>449</b>	<b>563</b>	<b>.798</b>	<b>334</b>	<b>654</b>	<b>988</b>	<b>539</b>	<b>668</b>	<b>5</b>	<b>299</b>	<b>474</b>	<b>121</b>	<b>2337</b>	<b>68.7</b>	
<b>OPPONENTS</b>	<b>34</b>		<b>6875</b>	<b>837</b>	<b>1908</b>	<b>.439</b>	<b>157</b>	<b>421</b>	<b>.373</b>	<b>490</b>	<b>638</b>	<b>.768</b>	<b>309</b>	<b>677</b>	<b>986</b>	<b>570</b>	<b>631</b>	<b>4</b>	<b>227</b>	<b>512</b>	<b>170</b>	<b>2321</b>	<b>68.3</b>	

## 2003 DAY-BY-DAY RESULTS

## MAY

29 at Charlotte L 57-66 5,008  
31 WASHINGTON W 71-60 18,345

## JUNE

7 NEW YORK W 86-66 8,502  
10 at Seattle L 51-78 5,638  
12 at Los Angeles L 66-74 7,928  
14 at Sacramento W 79-67 6,982  
17 CHARLOTTE W 71-60 7,855  
20 CONNECTICUT W 84-74 8,383  
21 at Minnesota L 58-66 5,755  
24 at Detroit L 60-68 3,532  
26 at Connecticut W 94-90 2OT 4,112  
28 SEATTLE W 79-70 7,890  
29 at Cleveland L 53-66 7,304

## JULY

2 PHOENIX W 79-68 6,195  
6 DETROIT W 85-54 6,765  
8 at Houston L 56-60 7,604  
10 NEW YORK W 76-69 7,192  
16 DETROIT L 68-70 7,232  
20 at New York L 65-73 12,936  
23 SAN ANTONIO W 81-47 6,243  
24 at Washington W 80-75 13,849  
26 MINNESOTA L 65-70 9,191  
29 at Washington W 92-91 OT 13,461

## AUGUST

2 at Detroit L 58-72 10,335  
3 at Connecticut L 55-66 5,333  
7 HOUSTON L 55-68 7,020  
9 CLEVELAND L 62-66 7,162  
10 at Cleveland L 67-71 6,691  
12 WASHINGTON L 80-84 5,927  
16 CHARLOTTE W 69-63 7,240  
20 at Charlotte L 50-80 6,110  
22 at New York W 64-51 15,424  
23 CLEVELAND W 59-46 13,093  
25 CONNECTICUT L 62-72 7,543





## 2001 RECAP

## 2001 FINAL STATISTICS

## REGULAR SEASON (10-22)

PLAYER	G	GS	MIN	FIELD GOALS			3-POINT FG			FREE THROWS			REBOUNDS					PF	DQ	STL	TO	BLK	PTS	AVG
				FG	FGA	PCT	FG	FGA	PCT	FT	FTA	PCT	OFF	DEF	TOT	AST								
Williams	32	29	1042	115	293	.392	41	109	.376	109	130	.838	25	79	104	114	71	0	72	100	11	380	11.9	
Streimikyte	27	26	707	99	207	.472	0	9	.000	48	57	.842	45	94	139	52	81	2	37	52	19	246	9.1	
Scott	32	30	775	99	217	.456	0	2	.000	82	111	.739	52	109	161	40	108	1	22	72	12	280	8.8	
Thompson	22	7	381	76	174	.437	17	43	.395	17	23	.739	21	42	63	25	24	0	9	22	7	186	8.5	
Malcolm	31	23	705	90	212	.425	23	56	.411	56	62	.871	31	60	91	26	75	2	13	48	3	257	8.3	
Grubin	27	9	481	62	167	.371	17	58	.293	29	39	.744	18	31	49	33	30	0	7	34	0	170	6.3	
White	30	0	504	52	137	.380	23	57	.404	42	55	.764	13	42	55	58	50	0	26	38	14	169	5.6	
Braziel	23	0	341	50	115	.435	0	1	.000	27	35	.771	21	56	77	7	27	0	9	20	13	127	5.5	
Schumacher	28	5	380	46	93	.495	3	5	.600	17	20	.850	23	47	70	10	41	0	5	21	29	112	4.0	
Hall	13	0	123	14	34	.412	0	3	.000	8	14	.571	5	11	16	4	11	0	4	7	0	36	2.8	
Ivey	32	26	708	38	102	.373	25	70	.357	14	15	.933	16	39	55	70	51	0	33	35	5	115	3.6	
Maxwell	15	3	238	16	53	.302	7	31	.226	8	12	.667	12	26	38	14	19	0	5	22	3	47	3.1	
<b>FEVER</b>	<b>32</b>		<b>6475</b>	<b>762</b>	<b>1822</b>	<b>.418</b>	<b>157</b>	<b>446</b>	<b>.352</b>	<b>472</b>	<b>591</b>	<b>.799</b>	<b>286</b>	<b>649</b>	<b>935</b>	<b>458</b>	<b>600</b>	<b>5</b>	<b>242</b>	<b>491</b>	<b>118</b>	<b>2153</b>	<b>67.3</b>	
<b>OPPONENTS</b>	<b>32</b>		<b>6475</b>	<b>853</b>	<b>1899</b>	<b>.449</b>	<b>131</b>	<b>367</b>	<b>.357</b>	<b>412</b>	<b>583</b>	<b>.707</b>	<b>306</b>	<b>660</b>	<b>966</b>	<b>585</b>	<b>616</b>	<b>6</b>	<b>256</b>	<b>466</b>	<b>140</b>	<b>2249</b>	<b>70.3</b>	

## 2001 DAY-BY-DAY RESULTS

## MAY

31 HOUSTON L 78-82 10,041

## JUNE

2 at New York L 58-75 16,050

4 SEATTLE L 71-74 OT 7,021

5 at Miami L 61-63 6,462

9 at Cleveland L 76-86 6,284

12 at Minnesota W 65-60 6,351

16 MINNESOTA W 67-65 8,067

18 ORLANDO L 65-72 7,682

22 DETROIT W 77-56 7,116

23 at Detroit W 74-70 5,459

27 PORTLAND L 65-68 7,302

29 CHARLOTTE L 67-75 8,024

## JULY

1 PHOENIX W 86-78 OT 7,459

6 at Houston L 64-79 10,513

8 NEW YORK L 56-58 8,364

9 at New York L 65-72 13,791

11 CLEVELAND L 58-76 7,025

13 ORLANDO W 74-60 8,770

14 at Charlotte L 58-71 6,066

18 UTAH L 57-61 7,347

20 WASHINGTON W 73-65 7,493

22 at Washington L 61-69 16,021

24 at Charlotte L 66-75 4,360

27 at Cleveland W 67-63 9,981

28 MIAMI L 63-69 10,871

## AUGUST

1 WASHINGTON W 70-64 11,142

3 at Sacramento L 69-81 8,856

4 at Utah L 54-65 8,568

6 at Los Angeles L 66-81 8,166

10 at Miami L 67-72 OT 9,013

12 DETROIT W 83-66 15,198

14 at Orlando L 72-78 8,570

## 2000 RECAP

2000 FINAL STATISTICS  
REGULAR SEASON (9-23)

PLAYER	G	GS	MIN	FIELD GOALS			3-POINT FG			FREE THROWS			REBOUNDS					PF	DQ	STL	TO	BLK	PTS	AVG
				FG	FGA	PCT	FG	FGA	PCT	FT	FTA	PCT	OFF	DEF	TOT	AST								
Wolters	31	30	793	148	264	.561	0	0	---	74	100	.740	46	118	164	39	99	2	12	73	49	370	11.9	
Williams	32	29	1014	112	274	.409	49	131	.374	79	108	.731	22	73	95	101	69	1	76	69	3	352	11.0	
Maxwell	32	32	1029	110	285	.386	62	156	.397	50	58	.862	40	120	160	63	92	0	49	64	16	332	10.4	
Thompson	31	26	792	131	255	.514	18	40	.450	30	42	.714	48	109	157	41	85	4	24	53	4	310	10.0	
Grubin	29	20	720	90	239	.377	28	91	.308	31	40	.775	20	56	76	63	47	0	31	60	0	239	8.2	
White	32	12	635	66	166	.398	27	70	.386	71	86	.826	14	46	60	57	49	0	31	47	6	230	7.2	
McCulley	29	2	456	63	153	.412	3	17	.176	46	63	.730	45	37	82	19	63	1	16	37	22	175	6.0	
Streimikyte	27	6	424	46	117	.393	2	6	.333	27	35	.771	25	46	71	44	67	1	16	32	23	121	4.5	
Tremittiere	25	3	318	18	51	.353	4	9	.444	10	16	.625	6	25	31	51	30	0	10	30	1	50	2.0	
Gaither	6	0	24	3	8	.375	0	0	---	0	0	---	1	2	3	1	2	0	0	1	1	6	1.0	
Quinney	17	0	118	6	14	.429	0	0	---	3	5	.600	11	5	16	15	12	0	4	10	0	15	0.9	
Gilmore	4	0	21	1	5	.200	0	1	.000	0	0	---	3	2	5	2	6	0	0	4	0	2	0.5	
<b>FEVER</b>	<b>32</b>		<b>6425</b>	<b>796</b>	<b>1838</b>	<b>.433</b>	<b>193</b>	<b>521</b>	<b>.370</b>	<b>428</b>	<b>569</b>	<b>.752</b>	<b>285</b>	<b>647</b>	<b>932</b>	<b>501</b>	<b>642</b>	<b>9</b>	<b>271</b>	<b>518</b>	<b>126</b>	<b>2213</b>	<b>69.2</b>	
<b>OPPONENTS</b>	<b>32</b>		<b>6425</b>	<b>839</b>	<b>1868</b>	<b>.449</b>	<b>109</b>	<b>358</b>	<b>.304</b>	<b>503</b>	<b>669</b>	<b>.752</b>	<b>321</b>	<b>633</b>	<b>954</b>	<b>528</b>	<b>612</b>	<b>5</b>	<b>267</b>	<b>476</b>	<b>75</b>	<b>2290</b>	<b>71.6</b>	

## 2000 DAY-BY-DAY RESULTS

## JUNE

1	at Miami	W	57-54	11,212
3	ORLANDO	L	82-88	12,575
5	MIAMI	W	80-59	9,505
9	at Detroit	L	76-80	5,013
10	NEW YORK	L	62-70	11,009
12	CLEVELAND	L	70-83	9,006
17	at Orlando	W	79-54	7,300
18	at Detroit	L	74-111	5,108
21	SACRAMENTO	L	58-70	9,638
23	NEW YORK	L	60-69	13,178
24	at Houston	L	67-93	12,152
28	LOS ANGELES	L	73-82	11,697
30	at New York	L	70-72	11,953

## JULY

1	MIAMI	L	52-54	9,949
3	PORTLAND	L	64-68	12,060
6	at Orlando	L	60-72	7,081
8	PHOENIX	L	65-66	11,659
12	at Washington	W	81-58	11,953
14	SEATTLE	W	64-45	10,920
15	at Cleveland	L	55-79	9,736
20	at Washington	L	74-85	19,093
22	CHARLOTTE	W	80-59	12,671
24	at Charlotte	L	78-82 OT	5,055
26	at Phoenix	L	65-79	9,487
28	at Portland	W	73-58	8,072
29	at Utah	L	71-79	8,803

## AUGUST

1	at Seattle	L	60-66	8,670
3	WASHINGTON	L	71-75	10,804
4	CLEVELAND	W	87-75	11,685
6	at Minnesota	L	75-80	8,644
7	DETROIT	L	63-74	12,213
9	CHARLOTTE	W	67-51	11,701

# ALL-TIME ROSTER

## Natalie Achonwa

#11

Height: 6-4 Weight: 183 Birthdate: November 22, 1992 College/Country: Notre Dame '14  
 TRANSACTIONS - Drafted: April 14, 2014, First round (9th overall), 2014 WNBA Draft | Signed: February 5, 2015

YEAR	G-GS	MIN	FG-A	PCT	3FG-A	PCT	FT-A	PCT	OR	DR	TR	AVG	AST	PF-DQ	ST	TO	BLK	PTS	AVG
2015 IND	28-17	484	88-160	.550	0-0	.000	47-63	.746	40	57	97	3.5	17	58-0	14	37	14	223	8.0
<b>PLAYOFF STATISTICS</b>																			
2015 IND	6-1	42	4-15	.267	0-0	.000	3-6	.500	2	7	9	1.5	2	10-0	0	7	1	11	1.8

## La'Tangela Atkinson

#22

Height: 6-2 Weight: 168 Birthdate: March 22, 1984 College/Country: North Carolina '06  
 TRANSACTIONS - Drafted: April 5, 2006, First round (9th overall), 2006 WNBA Draft | Traded: March 23, 2007, to Sacramento, in exchange for a 2008 second-round draft pick | Acquired: April 27, 2012, signed as free agent | Waived: May 14, 2012

YEAR	G-GS	MIN	FG-A	PCT	3FG-A	PCT	FT-A	PCT	OR	DR	TR	AVG	AST	PF-DQ	ST	TO	BLK	PTS	AVG
2006 IND	33-1	417	38-87	.437	5-17	.294	18-39	.462	25	51	76	2.3	22	31-0	18	34	5	99	3.0
<b>PLAYOFF STATISTICS</b>																			
2006 IND	2-0	30	2-9	.222	0-0	.000	2-4	.500	10	7	17	8.5	3	2-0	1	2	2	6	3.0

## Leigh Aziz

#2

Height: 6-3 Weight: 177 Birthdate: February 28, 1979 College/Country: Syracuse '01  
 TRANSACTIONS - Acquired: May 1, 2003, signed as free agent | Waived: May 19, 2004

YEAR	G-GS	MIN	FG-A	PCT	3FG-A	PCT	FT-A	PCT	OR	DR	TR	AVG	AST	PF-DQ	ST	TO	BLK	PTS	AVG
2003 IND	7-0	44	4-14	.286	0-0	.000	2-4	.500	2	7	9	1.3	1	5-0	0	3	4	10	1.4

## Sherill Baker

#5

Height: 5-8 Weight: 125 Birthdate: December 3, 1982 College/Country: Georgia '06  
 TRANSACTIONS - Acquired: May 22, 2008, signed as free agent | Waived: May 21, 2009

YEAR	G-GS	MIN	FG-A	PCT	3FG-A	PCT	FT-A	PCT	OR	DR	TR	AVG	AST	PF-DQ	ST	TO	BLK	PTS	AVG
2008 IND	13-0	110	12-37	.324	0-1	.000	25-34	.735	7	15	22	1.7	15	15-0	9	11	1	49	3.8
<b>PLAYOFF STATISTICS</b>																			
2008 IND	DID NOT PLAY																		

## Alison Bales

#43

Height: 6-7 Weight: 218 Birthdate: April 4, 1985 College/Country: Duke '07  
 TRANSACTIONS - Drafted: April 4, 2007, First round (9th overall), 2007 WNBA Draft | Traded: July 4, 2008, to Atlanta, in exchange for Kristen Mann

YEAR	G-GS	MIN	FG-A	PCT	3FG-A	PCT	FT-A	PCT	OR	DR	TR	AVG	AST	PF-DQ	ST	TO	BLK	PTS	AVG
2007 IND	17-0	169	24-42	.571	0-0	.000	7-8	.875	12	33	45	2.6	2	14-0	4	7	13	55	3.2
2008 IND	14-0	126	14-36	.389	2-5	.400	7-9	.778	7	15	22	1.6	2	18-0	5	3	14	37	2.6
<b>2 YEARS</b>	<b>31-0</b>	<b>295</b>	<b>38-78</b>	<b>.487</b>	<b>2-5</b>	<b>.400</b>	<b>14-17</b>	<b>.823</b>	<b>19</b>	<b>48</b>	<b>67</b>	<b>2.2</b>	<b>4</b>	<b>32-0</b>	<b>9</b>	<b>10</b>	<b>27</b>	<b>92</b>	<b>3.0</b>
<b>PLAYOFF STATISTICS</b>																			
2007 IND	4-0	17	0-4	.000	0-0	.000	0-0	.000	0	2	2	0.5	1	2-0	0	1	0	0	0.0

## Jenni Benningfield

#42

Height: 6-3 Weight: 185 Birthdate: October 6, 1981 College/Country: Vanderbilt '04  
 TRANSACTIONS - Acquired: August 24, 2004, signed as free agent | Waived: May 8, 2006

YEAR	G-GS	MIN	FG-A	PCT	3FG-A	PCT	FT-A	PCT	OR	DR	TR	AVG	AST	PF-DQ	ST	TO	BLK	PTS	AVG
2005 IND	10-0	52	3-8	.375	0-2	.000	3-4	.750	3	3	6	0.6	4	5-0	1	4	1	9	0.9

## Tully Bevilacqua

#41

Height: 5-7 Weight: 145 Birthdate: July 19, 1972 College/Country: Australia  
 TRANSACTIONS - Acquired: February 23, 2005, signed as free agent

YEAR	G-GS	MIN	FG-A	PCT	3FG-A	PCT	FT-A	PCT	OR	DR	TR	AVG	AST	PF-DQ	ST	TO	BLK	PTS	AVG
2005 IND	31-31	873	63-162	.389	44-116	.379	24-44	.545	12	51	63	2.0	80	69-0	60	51	0	194	6.3
2006 IND	34-34	1007	76-185	.411	33-106	.311	38-53	.717	10	67	77	2.3	79	72-0	71	54	1	223	6.6
2007 IND	34-34	901	66-150	.440	33-89	.371	15-22	.682	15	60	75	2.2	92	88-0	56	53	2	180	5.3
2008 IND	30-30	876	64-158	.405	30-89	.337	17-28	.607	12	56	68	2.3	65	73-0	59	35	4	175	5.8
2009 IND	34-32	861	68-181	.376	37-107	.346	36-54	.667	12	67	79	2.3	97	76-0	62	48	8	209	6.1
2010 IND	34-27	659	46-120	.383	26-77	.338	14-24	.583	18	55	73	2.1	54	64-0	48	40	4	132	3.9
<b>6 YEARS</b>	<b>197-188</b>	<b>5177</b>	<b>383-956</b>	<b>.401</b>	<b>203-584</b>	<b>.348</b>	<b>144-225</b>	<b>.640</b>	<b>79</b>	<b>356</b>	<b>435</b>	<b>2.2</b>	<b>467</b>	<b>442-0</b>	<b>356</b>	<b>281</b>	<b>19</b>	<b>1113</b>	<b>5.6</b>
<b>PLAYOFF STATISTICS</b>																			
2005 IND	4-4	152	8-25	.320	6-14	.429	5-7	.714	1	8	9	2.3	11	12-0	7	10	1	27	6.8
2006 IND	2-2	62	2-10	.200	1-3	.333	4-6	.667	0	6	6	3.0	2	7-0	1	0	0	9	4.5
2007 IND	6-6	215	13-44	.295	8-28	.286	10-12	.833	5	11	16	2.7	19	17-1	11	8	0	44	7.3
2008 IND	3-3	94	7-24	.292	5-18	.278	1-1	1.000	4	3	7	2.3	7	8-0	3	1	0	20	6.7
2009 IND	10-10	224	18-53	.340	10-32	.313	7-10	.700	5	18	23	2.3	20	25-0	12	11	1	53	5.3
2010 IND	3-3	66	6-14	.429	4-9	.444	0-0	.000	0	2	2	0.7	4	5-0	2	5	0	16	5.3
<b>6 YEARS</b>	<b>28-28</b>	<b>813</b>	<b>54-170</b>	<b>.318</b>	<b>34-104</b>	<b>.327</b>	<b>27-36</b>	<b>.750</b>	<b>15</b>	<b>48</b>	<b>63</b>	<b>2.3</b>	<b>63</b>	<b>74-1</b>	<b>36</b>	<b>35</b>	<b>2</b>	<b>169</b>	<b>6.0</b>

## Shannon Bobbitt

#0

Height: 5-2 Weight: 130 Birthdate: December 6, 1985 College/Country: Tennessee '08  
 TRANSACTIONS - Acquired: February 14, 2010, signed as free agent | Waived: May 14, 2012

YEAR	G-GS	MIN	FG-A	PCT	3FG-A	PCT	FT-A	PCT	OR	DR	TR	AVG	AST	PF-DQ	ST	TO	BLK	PTS	AVG
2011 IND	31-3	439	41-115	.357	17-44	.386	23-30	.767	12	29	41	1.3	54	33-0	30	37	0	122	3.9
<b>PLAYOFF STATISTICS</b>																			
2011 IND	6-0	69	3-16	.188	0-5	.000	1-2	.500	0	4	4	0.7	12	8-0	3	6	1	7	1.2



# ALL-TIME ROSTER

<b>LaToya Bond</b> <span style="float: right;"><b>#10</b></span>																			
Height: 5-7      Weight: 132      Birthdate: February 13, 1984      College/Country: Missouri '06																			
TRANSACTIONS - Acquired: February 23, 2008, signed as free agent																			
YEAR	G-GS	MIN	FG-A	PCT	3FG-A	PCT	FT-A	PCT	OR	DR	TR	AVG	AST	PF-DQ	ST	TO	BLK	PTS	AVG
2008 IND	32-1	325	26-90	.289	9-42	.214	13-16	.813	7	24	31	1.0	27	56-0	15	33	4	74	2.3
PLAYOFF STATISTICS																			
2008 IND      DID NOT PLAY																			
<b>Angie Braziel</b> <span style="float: right;"><b>#45</b></span>																			
Height: 6-2      Weight: 169      Birthdate: September 18, 1976      College/Country: Texas Tech '99																			
TRANSACTIONS - Acquired: May 15, 2001, off waivers from Charlotte   Traded: December 5, 2001, to Washington, with a 2002 first-round draft pick, in exchange for Nikki McCray and a 2002 third-round draft pick																			
YEAR	G-GS	MIN	FG-A	PCT	3FG-A	PCT	FT-A	PCT	OR	DR	TR	AVG	AST	PF-DQ	ST	TO	BLK	PTS	AVG
2001 IND	23-0	341	50-115	.435	0-1	.000	27-35	.771	21	56	77	3.3	7	27-0	9	20	13	127	5.5
<b>Jessica Breland</b> <span style="float: right;"><b>#51</b></span>																			
Height: 6-3      Weight: 170      Birthdate: February 23, 1988      College/Country: North Carolina '11																			
TRANSACTIONS - Acquired: February 13, 2013, signed as free agent   Waived: September 13, 2013																			
YEAR	G-GS	MIN	FG-A	PCT	3FG-A	PCT	FT-A	PCT	OR	DR	TR	AVG	AST	PF-DQ	ST	TO	BLK	PTS	AVG
2013 IND	30-2	439	69-157	.439	0-0	.000	20-27	.741	50	71	121	4.0	17	38-0	17	34	31	158	5.3
<b>Coretta Brown</b> <span style="float: right;"><b>#14</b></span>																			
Height: 5-9      Weight: 146      Birthdate: October 21, 1980      College/Country: North Carolina '03																			
TRANSACTIONS - Acquired: May 1, 2003, from San Antonio, with Natalie Williams, in exchange for Sylvia Crawley and Gwen Jackson   Waived: May 11, 2006																			
YEAR	G-GS	MIN	FG-A	PCT	3FG-A	PCT	FT-A	PCT	OR	DR	TR	AVG	AST	PF-DQ	ST	TO	BLK	PTS	AVG
2003 IND	30-2	522	61-164	.372	36-100	.360	28-33	.848	11	30	41	1.4	31	30-0	21	36	4	186	6.2
2004 IND	26-0	398	37-108	.343	20-56	.357	10-16	.625	10	24	34	1.3	41	31-0	7	31	1	104	4.0
2005 IND	6-0	23	2-5	.400	2-5	.400	0-0	.000	0	2	2	0.3	3	1-0	1	3	0	6	1.0
3 YEARS	62-2	943	100-277	.361	58-161	.360	38-49	.776	21	56	77	1.3	75	63-0	29	70	5	296	4.9
<b>Briana Butler</b> <span style="float: right;"><b>#14</b></span>																			
Height: 6-0      Weight: 150      Birthdate: August 16, 1990      College/Country: USC '12																			
TRANSACTIONS - Acquired: February 10, 2015, signed as free agent   Waived: June 11, 2015																			
YEAR	G-GS	MIN	FG-A	PCT	3FG-A	PCT	FT-A	PCT	OR	DR	TR	AVG	AST	PF-DQ	ST	TO	BLK	PTS	AVG
2015 IND	3-0	23	1-5	.200	0-1	.000	0-0	.000	0	2	2	0.7	0	1-0	1	1	1	2	0.7
<b>Sydney Carter</b> <span style="float: right;"><b>#4</b></span>																			
Height: 5-6      Weight: 133      Birthdate: November 18, 1990      College/Country: Texas A&M '12																			
TRANSACTIONS - Acquired: May 8, 2014, signed as free agent																			
YEAR	G-GS	MIN	FG-A	PCT	3FG-A	PCT	FT-A	PCT	OR	DR	TR	AVG	AST	PF-DQ	ST	TO	BLK	PTS	AVG
2014 IND	23-0	287	23-80	.288	4-24	.167	23-31	.742	6	15	21	0.9	30	21-0	8	33	3	73	3.2
PLAYOFF STATISTICS																			
2014 IND      1-0      5      0-2      .000      0-0      .000      0-0      .000      0      1      1      1.0      0      1-0      0      0      0      0      0.0																			
<b>Tamika Catchings</b> <span style="float: right;"><b>#24</b></span>																			
Height: 6-1      Weight: 167      Birthdate: July 21, 1979      College/Country: Tennessee '01																			
TRANSACTIONS - Drafted: April 20, 2001, First round (3rd overall), 2001 WNBA Draft																			
YEAR	G-GS	MIN	FG-A	PCT	3FG-A	PCT	FT-A	PCT	OR	DR	TR	AVG	AST	PF-DQ	ST	TO	BLK	PTS	AVG
2001 IND	DID NOT PLAY, INJURED LIST																		
2002 IND	32-32	1167	184-439	.419	76-193	.394	150-184	.815	92	184	276	8.6	118	105-2	94	82	43	594	18.6
2003 IND	34-34	1210	221-512	.432	74-191	.387	155-183	.847	82	190	272	8.0	114	122-2	72	102	35	671	19.7
2004 IND	34-33	1149	180-468	.385	56-167	.335	152-178	.854	79	170	249	7.3	115	90-2	67	77	38	568	16.7
2005 IND	34-34	1174	157-410	.383	35-123	.285	152-193	.788	69	195	264	7.8	143	96-1	90	91	16	501	14.7
2006 IND	32-32	1071	162-398	.407	32-107	.299	165-204	.809	68	172	240	7.5	119	90-0	94	79	35	521	16.3
2007 IND	21-21	678	108-259	.417	23-74	.311	109-133	.820	54	135	189	9.0	98	64-0	66	62	22	348	16.6
2008 IND	25-17	694	101-258	.391	38-88	.432	92-115	.800	48	109	157	6.3	83	74-1	49	61	11	332	13.3
2009 IND	34-34	1084	157-407	.386	40-122	.328	158-181	.873	86	159	245	7.2	107	92-0	99	88	18	512	15.1
2010 IND	34-34	1068	207-428	.484	47-105	.448	157-185	.849	57	185	242	7.1	135	93-3	77	93	30	618	18.2
2011 IND	33-33	1040	168-384	.438	32-92	.348	143-162	.883	63	170	233	7.1	115	69-0	67	73	30	511	15.5
2012 IND	34-34	1036	200-463	.432	50-132	.379	140-162	.864	62	196	258	7.6	107	84-0	70	59	29	590	17.4
2013 IND	30-30	942	179-452	.396	36-112	.321	136-158	.861	45	168	213	7.1	71	74-0	85	51	31	530	17.7
2014 IND	16-16	430	90-202	.446	14-38	.368	64-81	.790	21	81	102	6.4	30	30-0	27	33	13	258	16.1
2015 IND	30-30	799	125-327	.382	18-61	.295	125-144	.868	51	162	213	7.1	67	76-0	55	50	24	393	13.1
15 YEARS	423-414	13542	2239-5407	.414	571-1605	.356	1898-2263	.839	877	2276	3153	7.5	1422	1159-11	1012	1001	375	6947	16.4
PLAYOFF STATISTICS																			
2002 IND	3-3	103	22-45	.489	8-21	.381	9-11	.818	12	20	32	10.7	7	7-0	4	11	1	61	20.3
2005 IND	4-4	146	21-59	.356	5-12	.417	22-28	.786	13	24	37	9.3	9	13-1	8	11	1	69	17.3
2006 IND	2-2	62	10-31	.323	4-8	.500	4-6	.667	2	10	12	6.0	7	8-0	2	6	1	28	14.0
2007 IND	6-6	196	27-73	.370	5-19	.263	36-41	.878	12	54	66	11.0	19	15-0	13	10	3	95	15.8
2008 IND	3-3	113	15-34	.441	3-11	.273	28-30	.933	3	20	23	7.7	18	12-0	3	11	2	61	20.3
2009 IND	10-10	357	56-122	.459	9-36	.250	51-60	.850	24	80	104	10.4	54	34-1	33	34	14	172	17.2
2010 IND	3-3	107	19-46	.413	5-14	.357	13-16	.813	5	21	26	8.7	9	7-0	9	3	2	56	18.7
2011 IND	6-5	190	19-57	.333	4-15	.267	18-23	.783	19	31	50	8.3	14	17-0	13	15	3	60	10.0
2012 IND	10-10	354	56-149	.376	17-52	.327	61-68	.897	18	67	85	8.5	31	29-0	23	27	18	190	19.0
2013 IND	4-4	116	18-46	.391	2-10	.200	16-22	.727	6	25	31	7.8	9	10-0	6	11	1	54	13.5
2014 IND	5-5	170	23-74	.311	1-9	.111	36-40	.900	14	32	46	9.2	16	10-0	13	10	3	83	16.6
2015 IND	11-11	360	58-134	.433	15-32	.469	48-56	.857	17	59	76	6.9	29	28-0	22	29	11	179	16.3
12 YEARS	67-66	2280	348-875	.398	81-244	.332	351-411	.854	143	445	588	8.8	223	190-2	149	176	62	1128	16.8

# ALL-TIME ROSTER

## Joy Cheek

#21

Height: 6-1 Weight: 201 Birthdate: June 25, 1988 College/Country: Duke '10  
 TRANSACTIONS - Drafted: April 8, 2010, Third round (35th overall), 2010 WNBA Draft | Waived: May 14, 2010 | Acquired: July 11, 2010, re-signed as free agent | Waived: May 3, 2011

YEAR	G-GS	MIN	FG-A	PCT	3FG-A	PCT	FT-A	PCT	OR	DR	TR	AVG	AST	PF-DQ	ST	TO	BLK	PTS	AVG
2010 IND	7-0	34	5-12	.417	1-3	.333	4-4	1.000	0	3	3	0.4	1	7-0	0	5	0	15	2.1
<b>PLAYOFF STATISTICS</b>																			
2010 IND	DID NOT PLAY																		

## Karima Christmas

#11, #13

Height: 6-0 Weight: 180 Birthdate: September 11, 1989 College/Country: Duke '11  
 TRANSACTIONS - Acquired: July 2, 2012, from Tulsa, in exchange for Roneeka Hodges

YEAR	G-GS	MIN	FG-A	PCT	3FG-A	PCT	FT-A	PCT	OR	DR	TR	AVG	AST	PF-DQ	ST	TO	BLK	PTS	AVG
2012 IND	16-0	174	16-51	.314	7-22	.318	7-14	.500	13	23	36	2.3	13	11-0	13	8	4	46	2.9
2013 IND	34-28	913	101-271	.273	30-100	.300	60-74	.811	64	77	141	4.1	37	81-1	63	42	11	292	8.6
2014 IND	34-3	736	69-201	.343	27-70	.386	71-94	.755	47	74	121	3.6	29	70-0	30	25	9	236	6.9
<b>3 YEARS</b>	<b>84-31</b>	<b>1823</b>	<b>186-523</b>	<b>.356</b>	<b>64-192</b>	<b>.333</b>	<b>138-182</b>	<b>.758</b>	<b>124</b>	<b>174</b>	<b>298</b>	<b>3.5</b>	<b>79</b>	<b>162-1</b>	<b>106</b>	<b>75</b>	<b>24</b>	<b>574</b>	<b>6.8</b>
<b>PLAYOFF STATISTICS</b>																			
2012 IND	3-0	32	2-8	.250	1-6	.167	4-4	1.000	3	5	8	2.7	1	5-0	1	2	1	9	3.0
2013 IND	4-4	123	18-45	.400	2-7	.286	5-8	.625	12	12	24	6.0	9	15-0	4	14	2	43	10.8
2014 IND	5-0	125	10-30	.333	3-9	.333	14-17	.824	15	8	23	4.6	8	9-0	2	3	2	37	7.4
<b>3 YEARS</b>	<b>12-4</b>	<b>280</b>	<b>30-83</b>	<b>.361</b>	<b>6-22</b>	<b>.273</b>	<b>23-29</b>	<b>.793</b>	<b>30</b>	<b>25</b>	<b>55</b>	<b>4.6</b>	<b>18</b>	<b>29-0</b>	<b>7</b>	<b>19</b>	<b>5</b>	<b>89</b>	<b>7.4</b>

## Layshia Clarendon

#5, #98

Height: 5-9 Weight: 140 Birthdate: May 2, 1991 College/Country: California '13  
 TRANSACTIONS - Drafted: April 11, 2003, First round (9th overall), 2013 WNBA Draft | Traded: May 10, 2016, to Atlanta, in exchange for 2017 second-round draft pick

YEAR	G-GS	MIN	FG-A	PCT	3FG-A	PCT	FT-A	PCT	OR	DR	TR	AVG	AST	PF-DQ	ST	TO	BLK	PTS	AVG
2013 IND	30-4	582	55-166	.331	7-27	.259	9-22	.409	18	36	54	1.8	55	66-1	16	40	1	126	4.2
2014 IND	29-3	398	49-122	.402	6-19	.316	17-24	.708	12	30	42	1.4	34	33-0	11	28	0	121	4.2
2015 IND	29-12	602	77-173	.445	13-32	.406	26-34	.765	28	50	78	2.7	57	57-0	20	47	0	193	6.7
<b>3 YEARS</b>	<b>88-19</b>	<b>1582</b>	<b>181-461</b>	<b>.393</b>	<b>26-78</b>	<b>.333</b>	<b>52-80</b>	<b>.650</b>	<b>58</b>	<b>116</b>	<b>174</b>	<b>2.0</b>	<b>146</b>	<b>156-1</b>	<b>47</b>	<b>115</b>	<b>1</b>	<b>440</b>	<b>5.0</b>
<b>PLAYOFF STATISTICS</b>																			
2013 IND	4-0	61	10-21	.476	3-5	.600	1-4	.250	0	2	2	0.5	8	6-0	2	6	0	24	6.0
2014 IND	5-0	39	3-13	.231	0-1	.000	0-0	.000	0	6	6	1.2	3	4-0	1	4	0	6	1.2
2015 IND	9-0	55	5-10	.500	0-1	.000	2-2	1.000	2	4	6	0.7	5	3-0	1	4	0	12	1.3
<b>3 YEARS</b>	<b>18-0</b>	<b>153</b>	<b>18-44</b>	<b>.409</b>	<b>3-7</b>	<b>.429</b>	<b>3-6</b>	<b>.500</b>	<b>2</b>	<b>12</b>	<b>14</b>	<b>0.8</b>	<b>16</b>	<b>13-0</b>	<b>4</b>	<b>14</b>	<b>0</b>	<b>42</b>	<b>2.3</b>

## Marissa Coleman

#25

Height: 6-1 Weight: 160 Birthdate: January 4, 1987 College/Country: Maryland '09  
 TRANSACTIONS - Acquired: March 29, 2014, signed as free agent

YEAR	G-GS	MIN	FG-A	PCT	3FG-A	PCT	FT-A	PCT	OR	DR	TR	AVG	AST	PF-DQ	ST	TO	BLK	PTS	AVG
2014 IND	34-32	815	106-271	.391	43-113	.381	49-60	.817	28	84	112	3.3	37	68-0	27	40	11	304	8.9
2015 IND	34-34	842	127-331	.384	42-125	.336	59-79	.747	33	87	120	3.5	54	65-0	42	63	10	355	10.4
<b>2 YEARS</b>	<b>68-66</b>	<b>1657</b>	<b>233-602</b>	<b>.387</b>	<b>85-238</b>	<b>.357</b>	<b>108-139</b>	<b>.777</b>	<b>61</b>	<b>171</b>	<b>232</b>	<b>3.4</b>	<b>91</b>	<b>133-0</b>	<b>69</b>	<b>103</b>	<b>21</b>	<b>659</b>	<b>9.7</b>
<b>PLAYOFF STATISTICS</b>																			
2014 IND	5-5	115	16-39	.410	7-21	.333	2-4	.500	5	11	16	3.2	0	12-0	5	5	0	41	8.2
2015 IND	11-11	319	48-119	.403	21-51	.412	14-20	.700	6	21	27	2.5	10	23-0	12	10	4	131	11.9
<b>2 YEARS</b>	<b>16-16</b>	<b>434</b>	<b>64-158</b>	<b>.405</b>	<b>28-72</b>	<b>.389</b>	<b>16-24</b>	<b>.667</b>	<b>11</b>	<b>32</b>	<b>43</b>	<b>2.7</b>	<b>10</b>	<b>35-0</b>	<b>17</b>	<b>15</b>	<b>4</b>	<b>172</b>	<b>10.8</b>

## Jessica Davenport

#50

Height: 6-5 Weight: 215 Birthdate: June 24, 1985 College/Country: Ohio State '07  
 TRANSACTIONS - Acquired: June 17, 2009, signed as free agent | Retired: Prior to 2014 season

YEAR	G-GS	MIN	FG-A	PCT	3FG-A	PCT	FT-A	PCT	OR	DR	TR	AVG	AST	PF-DQ	ST	TO	BLK	PTS	AVG
2009 IND	26-0	181	29-55	.527	0-0	.000	14-20	.700	15	25	40	1.5	6	38-0	7	21	14	72	2.8
2010 IND	33-0	469	96-168	.571	1-7	.143	50-69	.725	27	66	93	2.8	15	65-0	14	40	27	243	7.4
2011 IND	34-8	717	145-274	.529	0-3	.000	73-104	.702	50	113	163	4.8	17	77-1	27	55	45	363	10.7
2012 IND	34-2	514	84-179	.469	1-3	.333	60-81	.741	35	80	115	3.4	22	62-0	23	51	26	229	6.7
2013 IND	DID NOT DRESS, INJURED																		
<b>5 YEARS</b>	<b>127-10</b>	<b>1881</b>	<b>354-676</b>	<b>.524</b>	<b>2-13</b>	<b>.154</b>	<b>197-274</b>	<b>.719</b>	<b>127</b>	<b>284</b>	<b>411</b>	<b>3.2</b>	<b>60</b>	<b>242-1</b>	<b>71</b>	<b>167</b>	<b>112</b>	<b>907</b>	<b>7.1</b>
<b>PLAYOFF STATISTICS</b>																			
2009 IND	9-0	55	14-25	.560	0-0	.000	9-11	.818	1	10	11	1.2	3	9-0	2	3	8	37	4.1
2010 IND	3-0	46	9-17	.529	0-0	.000	3-3	1.000	6	10	16	5.3	0	5-0	2	4	4	21	7.0
2011 IND	6-0	99	20-36	.556	0-0	.000	6-7	.857	9	14	23	3.8	0	14-0	3	10	1	46	7.7
2012 IND	7-0	71	13-27	.481	0-0	.000	1-1	1.000	6	10	16	2.3	5	8-0	1	10	5	27	3.9
2013 IND	DID NOT DRESS, INJURED																		
<b>5 YEARS</b>	<b>25-0</b>	<b>271</b>	<b>56-105</b>	<b>.533</b>	<b>0-0</b>	<b>.000</b>	<b>19-22</b>	<b>.864</b>	<b>22</b>	<b>44</b>	<b>66</b>	<b>2.6</b>	<b>8</b>	<b>36-0</b>	<b>8</b>	<b>27</b>	<b>18</b>	<b>131</b>	<b>5.2</b>

## Anna DeForge

#30

Height: 5-10 Weight: 160 Birthdate: April 14, 1976 College/Country: Nebraska '98  
 TRANSACTIONS - Acquired: February 3, 2006, from Phoenix, in exchange for Kelly Miller

YEAR	G-GS	MIN	FG-A	PCT	3FG-A	PCT	FT-A	PCT	OR	DR	TR	AVG	AST	PF-DQ	ST	TO	BLK	PTS	AVG
2006 IND	34-34	1001	123-313	.393	48-127	.378	54-66	.818	40	106	146	4.3	76	58-0	39	55	9	348	10.2
2007 IND	34-34	795	112-268	.418	43-105	.410	29-32	.906	28	83	111	3.3	52	36-0	26	46	4	296	8.7
<b>2 YEARS</b>	<b>68-68</b>	<b>1796</b>	<b>235-581</b>	<b>.404</b>	<b>91-232</b>	<b>.392</b>	<b>83-98</b>	<b>.847</b>	<b>68</b>	<b>192</b>	<b>257</b>	<b>3.8</b>	<b>128</b>	<b>94-0</b>	<b>65</b>	<b>101</b>	<b>15</b>	<b>644</b>	<b>9.5</b>
<b>PLAYOFF STATISTICS</b>																			
2006 IND	2-2	65	5-15	.333	2-8	.250	0-0	.000	4	3	7	3.5	3	7-0	1	0	0	12	6.0
2007 IND	6-6	197	35-75	.467	11-28	.393	20-20	1.000	4	18	22	3.7	6	10-0	8	9	1	101	16.8
<b>2 YEARS</b>	<b>8-8</b>	<b>262</b>	<b>40-90</b>	<b>.444</b>	<b>13-36</b>	<b>.361</b>	<b>20-20</b>	<b>1.000</b>	<b>8</b>	<b>21</b>	<b>29</b>	<b>3.6</b>	<b>9</b>	<b>17-0</b>	<b>9</b>	<b>9</b>	<b>1</b>	<b>113</b>	<b>14.1</b>

# ALL-TIME ROSTER

<b>Tamecka Dixon</b>																			<b>#21</b>
Height: 5-9		Weight: 148		Birthdate: December 14, 1975				College/Country: Kansas '96											
TRANSACTIONS - Acquired: May 4, 2009, signed as free agent   Retired: February 18, 2010																			
YEAR	G-GS	MIN	FG-A	PCT	3FG-A	PCT	FT-A	PCT	OR	DR	TR	AVG	AST	PF-DQ	ST	TO	BLK	PTS	AVG
2009 IND	32-1	424	55-134	.410	4-10	.400	18-21	.857	10	41	51	1.6	37	45-0	12	27	3	132	4.1
PLAYOFF STATISTICS																			
2009 IND	10-0	62	9-26	.346	0-2	.000	3-5	.600	2	5	7	0.7	2	5-0	1	5	0	21	2.1
<b>Katie Douglas</b>																			<b>#23</b>
Height: 6-0		Weight: 165		Birthdate: May 7, 1979				College/Country: Purdue '01											
TRANSACTIONS - Acquired: February 19, 2008, from Connecticut, in exchange for Tamika Whitmore, a 2008 first-round draft pick (9th overall), and rights to Jessica Foley																			
YEAR	G-GS	MIN	FG-A	PCT	3FG-A	PCT	FT-A	PCT	OR	DR	TR	AVG	AST	PF-DQ	ST	TO	BLK	PTS	AVG
2008 IND	33-33	1134	170-458	.371	57-176	.324	119-149	.799	41	94	135	4.1	106	54-0	53	100	11	516	15.6
2009 IND	31-31	1003	188-459	.410	66-189	.349	105-122	.861	24	96	120	3.9	85	45-0	56	75	7	547	17.6
2010 IND	34-34	1014	170-379	.449	68-174	.391	59-71	.831	26	91	117	3.4	111	55-0	46	67	13	467	13.7
2011 IND	32-32	940	166-357	.465	66-150	.440	47-70	.671	31	95	126	3.9	91	48-0	41	65	8	445	13.9
2012 IND	32-32	990	184-445	.413	80-189	.423	81-96	.844	33	88	121	3.8	71	55-0	48	53	10	529	16.5
2013 IND	4-4	143	21-54	.389	7-27	.259	11-11	1.000	5	6	11	2.8	6	3-0	7	11	2	60	15.0
6 YEARS	166-166	5224	899-2152	.418	344-905	.380	422-519	.813	160	470	630	3.8	470	260-0	251	371	51	2564	15.4
PLAYOFF STATISTICS																			
2008 IND	3-3	93	7-22	.318	1-8	.125	7-10	.700	1	6	7	2.3	7	7-0	4	10	2	22	7.3
2009 IND	10-10	361	51-141	.362	18-58	.310	35-43	.814	14	21	35	3.5	40	14-0	14	19	6	155	15.5
2010 IND	3-3	95	11-24	.458	3-9	.333	10-12	.833	3	6	9	3.0	10	8-0	4	3	1	35	11.7
2011 IND	6-6	201	40-94	.426	17-39	.436	21-25	.840	12	18	30	5.0	16	11-0	5	13	1	118	19.7
2012 IND	7-6	172	35-77	.455	11-31	.355	12-16	.750	4	10	14	2.0	9	7-0	7	11	0	93	13.3
2013 IND	DID NOT DRESS, INJURED																		
6 YEARS	29-28	922	144-358	.402	50-145	.345	85-106	.802	34	61	95	3.4	82	47-0	34	56	10	423	15.1
<b>Shyra Ely-Gash</b>																			<b>#43</b>
Height: 6-2		Weight: 182		Birthdate: August 9, 1983				College/Country: Tennessee '05											
TRANSACTIONS - Acquired: February 4, 2011, signed as free agent   Acquired: February 14, 2012, signed as free agent (injured prior to training camp)   Acquired: February 13, 2013, signed as free agent (injured during training camp)																			
YEAR	G-GS	MIN	FG-A	PCT	3FG-A	PCT	FT-A	PCT	OR	DR	TR	AVG	AST	PF-DQ	ST	TO	BLK	PTS	AVG
2011 IND	33-0	355	39-109	.358	5-24	.208	20-29	.690	19	54	73	2.2	9	46-0	6	25	6	103	3.1
PLAYOFF STATISTICS																			
2011 IND	3-0	13	3-7	.429	1-1	1.000	0-0	.000	1	0	1	0.3	1	0-0	2	1	0	7	2.3
<b>Allison Feaster</b>																			<b>#21</b>
Height: 5-11		Weight: 168		Birthdate: February 11, 1976				College/Country: Harvard '98											
TRANSACTIONS - Acquired: March 20, 2008, signed as free agent   Waived: April 20, 2009																			
YEAR	G-GS	MIN	FG-A	PCT	3FG-A	PCT	FT-A	PCT	OR	DR	TR	AVG	AST	PF-DQ	ST	TO	BLK	PTS	AVG
2008 IND	33-0	301	30-89	.337	23-75	.307	2-2	1.000	9	14	23	0.7	26	23-0	5	14	3	85	2.6
PLAYOFF STATISTICS																			
2008 IND	2-0	8	1-2	.500	1-2	.500	0-0	.000	0	0	0	0.0	0	0-0	0	1	0	3	1.5
<b>Linda Fröhlich</b>																			<b>#13</b>
Height: 6-2		Weight: 178		Birthdate: June 23, 1979				College/Country: UNLV '02											
TRANSACTIONS - Acquired: February 11, 2006, signed as free agent   Waived: April 13, 2007																			
YEAR	G-GS	MIN	FG-A	PCT	3FG-A	PCT	FT-A	PCT	OR	DR	TR	AVG	AST	PF-DQ	ST	TO	BLK	PTS	AVG
2006 IND	20-0	169	26-68	.382	8-22	.364	6-8	.750	14	21	35	1.8	9	27-0	5	13	0	66	3.3
PLAYOFF STATISTICS																			
2006 IND	DID NOT PLAY																		
<b>Katryna Gaither</b>																			<b>#27</b>
Height: 6-3		Weight: 170		Birthdate: August 13, 1975				College/Country: Notre Dame '97											
TRANSACTIONS - Acquired: July 11, 2000, off waivers from Utah \ Waived: May 27, 2001																			
YEAR	G-GS	MIN	FG-A	PCT	3FG-A	PCT	FT-A	PCT	OR	DR	TR	AVG	AST	PF-DQ	ST	TO	BLK	PTS	AVG
2000 IND	6-0	24	3-8	.375	0-0	.000	0-0	.000	1	2	3	0.5	1	2-0	0	1	1	6	1.0
<b>Usha Gilmore</b>																			<b>#33</b>
Height: 6-0		Weight: 157		Birthdate: August 24, 1978				College/Country: Rutgers '00											
TRANSACTIONS - Drafted: April 25, 2000, Third round (42nd overall), 2000 WNBA Draft   Waived: April 26, 2001																			
YEAR	G-GS	MIN	FG-A	PCT	3FG-A	PCT	FT-A	PCT	OR	DR	TR	AVG	AST	PF-DQ	ST	TO	BLK	PTS	AVG
2000 IND	4-0	21	1-5	.200	0-1	.000	0-0	.000	3	2	5	1.3	2	6-0	0	4	0	2	0.5
<b>Sasha Goodlett</b>																			<b>#45</b>
Height: 6-5		Weight: 239		Birthdate: August 9, 1990				College/Country: Georgia Tech '12											
TRANSACTIONS - Drafted: April 16, 2012, First round (11th overall), 2012 WNBA Draft   Waived: August 27, 2013																			
YEAR	G-GS	MIN	FG-A	PCT	3FG-A	PCT	FT-A	PCT	OR	DR	TR	AVG	AST	PF-DQ	ST	TO	BLK	PTS	AVG
2012 IND	26-0	197	33-74	.446	0-0	.000	14-20	.700	18	23	41	1.6	6	17-0	8	9	7	80	3.1
2013 IND	25-1	187	19-53	.358	0-0	.000	6-7	.857	16	24	40	1.6	4	17-0	2	10	2	44	1.8
2 YEARS	51-1	384	52-127	.409	0-0	.000	20-27	.741	34	47	81	1.6	10	34-0	10	19	9	124	2.4
PLAYOFF STATISTICS																			
2012 IND	1-0	4	0-0	.000	0-0	.000	0-0	.000	0	0	0	0.0	0	1-0	0	0	0	0	0.0



# ALL-TIME ROSTER

<b>Yolanda Griffith</b> <span style="float: right;"><b>#33</b></span>																			
Height: 6-4		Weight: 175		Birthdate: March 1, 1970					College/Country: Florida Atlantic '93										
TRANSACTIONS - Acquired: February 19, 2009, signed as free agent   Retired: August 4, 2009																			
YEAR	G-GS	MIN	FG-A	PCT	3FG-A	PCT	FT-A	PCT	OR	DR	TR	AVG	AST	PF-DQ	ST	TO	BLK	PTS	AVG
2009 IND	3-0	41	6-12	.500	0-0	.000	7-9	.778	4	3	7	2.3	0	6-0	0	3	2	19	6.3
<b>Gordana Grubin</b> <span style="float: right;"><b>#10</b></span>																			
Height: 5-7		Weight: 165		Birthdate: August 20, 1972					College/Country: Yugoslavia										
TRANSACTIONS - Drafted: December 15, 1999, First round (1st overall), 2000 WNBA Expansion Draft   Traded: March 4, 2002, to Phoenix, in exchange for Bridget Pettis and a 2002 first-round draft pick																			
YEAR	G-GS	MIN	FG-A	PCT	3FG-A	PCT	FT-A	PCT	OR	DR	TR	AVG	AST	PF-DQ	ST	TO	BLK	PTS	AVG
2000 IND	29-20	720	90-239	.377	28-91	.308	31-40	.775	20	56	76	2.6	63	47-0	31	60	0	239	8.2
2001 IND	27-9	481	62-167	.371	17-58	.293	29-39	.744	18	31	49	1.8	33	30-0	7	34	0	170	6.3
2 YEARS	56-29	1201	152-406	.374	45-149	.302	60-79	.759	38	87	125	2.2	96	77-0	38	94	0	409	7.3
<b>Vicki Hall</b> <span style="float: right;"><b>#44</b></span>																			
Height: 6-1		Weight: 180		Birthdate: October 3, 1969					College/Country: Texas '93										
TRANSACTIONS - Acquired: July 13, 2001, off waivers from Cleveland   Waived: April 24, 2002																			
YEAR	G-GS	MIN	FG-A	PCT	3FG-A	PCT	FT-A	PCT	OR	DR	TR	AVG	AST	PF-DQ	ST	TO	BLK	PTS	AVG
2001 IND	13-0	123	14-34	.412	0-3	.000	8-14	.571	5	10	15	1.2	6	10-0	5	8	0	36	2.8
<b>Donna Harrington</b> <span style="float: right;"><b>#50</b></span>																			
Height: 6-3		Weight: 190		Birthdate: September 19, 1966					College/Country: Old Dominion '88										
TRANSACTIONS - Acquired: May 2, 2000, assigned to the Fever by the WNBA following camp tryouts   Waived: July 11, 2000																			
YEAR	G-GS	MIN	FG-A	PCT	3FG-A	PCT	FT-A	PCT	OR	DR	TR	AVG	AST	PF-DQ	ST	TO	BLK	PTS	AVG
2000 IND	8-0	67	1-6	.167	0-0	---	6-10	.600	4	5	9	1.1	5	16-0	2	11	1	8	1.0
<b>Jasmine Hassell</b> <span style="float: right;"><b>#12, #21</b></span>																			
Height: 6-2		Weight: 205		Birthdate: April 9, 1991					College/Country: Georgia '13										
TRANSACTIONS - Drafted: April 11, 2013, Second round (21st overall), 2013 WNBA Draft   Waived: May 22, 2013   Acquired: May 24, 2013   Waived: May 25, 2013   Acquired: June 21, 2013   Waived: August 2, 2013   Acquired: August 27, 2013   Waived: May 19, 2014																			
YEAR	G-GS	MIN	FG-A	PCT	3FG-A	PCT	FT-A	PCT	OR	DR	TR	AVG	AST	PF-DQ	ST	TO	BLK	PTS	AVG
2013 IND	18-0	153	12-45	.267	0-1	.000	8-17	.471	10	9	19	1.1	7	21-0	4	7	1	32	1.8
2014 IND	2-0	21	3-5	.600	0-0	.000	0-0	.000	0	0	0	0.0	1	5-0	3	2	0	6	3.0
2 YEARS	20-0	174	15-50	.300	0-1	.000	8-17	.471	10	9	19	0.9	8	26-0	7	9	1	38	1.9
PLAYOFF STATISTICS																			
2013 IND	3-0	13	0-3	.000	0-0	.000	0-0	.000	0	2	2	0.7	1	4-0	0	2	0	0	0.0
<b>Sonja Henning</b> <span style="float: right;"><b>#34</b></span>																			
Height: 5-7		Weight: 143		Birthdate: October 4, 1969					College/Country: Stanford '91										
TRANSACTIONS - Acquired: June 2, 2003, signed as free agent   Retired: February 6, 2004																			
YEAR	G-GS	MIN	FG-A	PCT	3FG-A	PCT	FT-A	PCT	OR	DR	TR	AVG	AST	PF-DQ	ST	TO	BLK	PTS	AVG
2003 IND	23-1	290	11-42	.262	0-9	.000	2-8	.250	2	23	25	1.1	29	28-0	14	13	0	24	1.0
<b>Roneeka Hodges</b> <span style="float: right;"><b>#5</b></span>																			
Height: 5-11		Weight: 165		Birthdate: July 19, 1982					College/Country: Florida State '05										
TRANSACTIONS - Acquired: March 1, 2012, from San Antonio, in exchange for Tangela Smith   Traded: July 2, 2012, to Tulsa, in exchange for Karima Christmas																			
YEAR	G-GS	MIN	FG-A	PCT	3FG-A	PCT	FT-A	PCT	OR	DR	TR	AVG	AST	PF-DQ	ST	TO	BLK	PTS	AVG
2012 IND	12-0	107	14-44	.318	7-27	.259	3-6	.500	2	5	7	0.6	7	3-0	3	4	6	38	3.2
<b>Ebony Hoffman</b> <span style="float: right;"><b>#34, #32</b></span>																			
Height: 6-2		Weight: 210		Birthdate: August 27, 1982					College/Country: USC '04										
TRANSACTIONS - Drafted: April 17, 2004, First round (9th overall), 2004 WNBA Draft																			
YEAR	G-GS	MIN	FG-A	PCT	3FG-A	PCT	FT-A	PCT	OR	DR	TR	AVG	AST	PF-DQ	ST	TO	BLK	PTS	AVG
2004 IND	30-13	334	26-83	.313	5-17	.294	3-4	.750	34	53	87	2.9	21	51-1	15	27	5	60	2.0
2005 IND	33-0	497	47-116	.405	1-2	.500	25-30	.833	34	63	97	2.9	16	59-0	21	23	10	120	3.6
2006 IND	34-33	851	82-208	.394	0-8	.000	54-70	.771	73	120	193	5.7	46	104-1	37	73	16	218	6.4
2007 IND	34-10	582	57-128	.445	2-5	.400	28-34	.824	40	97	137	4.0	26	69-0	21	41	18	144	4.2
2008 IND	33-33	1013	141-303	.465	26-57	.456	34-41	.829	94	164	258	7.8	61	121-3	47	79	26	342	10.4
2009 IND	34-34	1005	122-313	.390	25-72	.347	69-77	.896	56	143	199	5.9	52	106-3	57	82	12	338	9.9
2010 IND	34-33	815	106-267	.397	26-82	.317	34-40	.850	44	100	144	4.2	43	91-1	40	53	13	272	8.0
7 YEARS	232-156	5102	581-1418	.410	85-243	.350	247-296	.834	375	740	1115	4.8	265	601-9	238	378	100	1494	6.4
PLAYOFF STATISTICS																			
2005 IND	DID NOT PLAY																		
2006 IND	2-2	52	6-9	.667	0-0	.000	0-5	.000	2	4	6	3.0	1	10-1	3	3	4	12	6.0
2007 IND	4-0	42	5-12	.417	0-2	.000	0-0	.000	3	6	9	2.3	1	3-0	0	2	1	10	2.5
2008 IND	3-3	102	14-33	.424	4-11	.364	2-3	.667	4	21	25	8.3	5	11-0	6	3	2	34	11.3
2009 IND	10-10	296	47-85	.465	6-15	.456	19-22	.829	11	37	48	4.8	8	38-0	11	18	5	118	11.9
2010 IND	3-3	89	12-36	.333	2-6	.333	7-8	.875	5	9	14	4.7	4	10-0	3	3	3	33	11.0
6 YEARS	22-18	580	84-175	.480	12-34	.353	28-38	.737	25	77	102	4.6	19	72-1	23	29	15	208	9.5

## ALL-TIME ROSTER

**Natasha Howard**

#33

Height: 6-3 Weight: 169 Birthdate: September 2, 1991 College/Country: Florida State '14  
 TRANSACTIONS - Drafted: April 14, 2014, First round (5th overall), 2014 WNBA Draft | Traded: February 2, 2016, to Minnesota, in exchange for Devereaux Peters

YEAR	G-GS	MIN	FG-A	PCT	3FG-A	PCT	FT-A	PCT	OR	DR	TR	AVG	AST	PF-DQ	ST	TO	BLK	PTS	AVG
2014 IND	34-15	576	98-221	.443	0-1	.000	41-69	.594	52	52	104	3.1	21	87-1	26	52	23	237	7.0
2015 IND	30-2	343	47-124	.379	0-2	.000	31-43	.721	28	51	79	2.6	13	61-0	13	28	13	125	4.2
<b>2 YEARS</b>	<b>64-17</b>	<b>919</b>	<b>145-345</b>	<b>.420</b>	<b>0-3</b>	<b>.000</b>	<b>72-112</b>	<b>.643</b>	<b>80</b>	<b>103</b>	<b>183</b>	<b>2.9</b>	<b>34</b>	<b>148-1</b>	<b>39</b>	<b>80</b>	<b>36</b>	<b>362</b>	<b>5.7</b>
<b>PLAYOFF STATISTICS</b>																			
2014 IND	4-0	15	1-6	.167	0-0	.000	2-2	1.000	2	2	4	1.0	0	1-0	0	2	0	4	1.0
2015 IND	9-0	64	11-12	.917	0-0	.000	3-3	1.000	3	2	5	0.6	3	10-0	3	5	1	25	2.8
<b>2 YEARS</b>	<b>13-0</b>	<b>79</b>	<b>12-18</b>	<b>.667</b>	<b>0-0</b>	<b>.000</b>	<b>5-5</b>	<b>1.000</b>	<b>5</b>	<b>4</b>	<b>9</b>	<b>0.7</b>	<b>3</b>	<b>11-0</b>	<b>3</b>	<b>7</b>	<b>1</b>	<b>29</b>	<b>2.2</b>

**Niele Ivey**

#33

Height: 5-8 Weight: 145 Birthdate: September 24, 1977 College/Country: Notre Dame '01  
 TRANSACTIONS - Drafted: April 20, 2001, Second round (19th overall), 2001 WNBA Draft

YEAR	G-GS	MIN	FG-A	PCT	3FG-A	PCT	FT-A	PCT	OR	DR	TR	AVG	AST	PF-DQ	ST	TO	BLK	PTS	AVG
2001 IND	32-26	708	38-102	.373	25-70	.357	14-15	.933	16	39	55	1.7	70	51-0	33	35	5	115	3.6
2002 IND	31-23	439	25-71	.352	19-50	.380	17-21	.810	6	22	28	0.9	39	31-0	16	22	3	86	2.8
2003 IND	27-21	651	45-116	.388	33-84	.393	12-17	.706	5	27	32	1.2	71	40-0	29	28	7	135	5.0
2004 IND	15-1	179	11-37	.297	8-24	.333	4-6	.667	2	8	10	0.7	18	20-0	4	6	3	34	2.3
<b>4 YEARS</b>	<b>105-71</b>	<b>1977</b>	<b>119-326</b>	<b>.365</b>	<b>85-228</b>	<b>.373</b>	<b>47-59</b>	<b>.797</b>	<b>29</b>	<b>96</b>	<b>125</b>	<b>1.2</b>	<b>198</b>	<b>142-0</b>	<b>82</b>	<b>91</b>	<b>18</b>	<b>370</b>	<b>3.5</b>
<b>PLAYOFF STATISTICS</b>																			
2002 IND	3-0	9	0-1	.000	0-1	.000	0-0	.000	0	1	1	0.3	3	2-0	1	0	0	0	0.0

**Deanna Jackson**

#5

Height: 6-2 Weight: 159 Birthdate: December 15, 1979 College/Country: Alabama-Birmingham '02  
 TRANSACTIONS - Acquired: January 6, 2004, fifth pick of 2004 WNBA Dispersal Draft | Drafted: November 15, 2005, by Chicago in WNBA Expansion Draft

YEAR	G-GS	MIN	FG-A	PCT	3FG-A	PCT	FT-A	PCT	OR	DR	TR	AVG	AST	PF-DQ	ST	TO	BLK	PTS	AVG
2004 IND	34-32	804	92-251	.367	0-12	.000	52-73	.712	57	56	113	3.3	53	82-3	29	52	6	236	6.9
2005 IND	34-0	472	56-139	.403	0-3	.000	50-68	.735	37	40	77	2.3	23	55-0	17	32	12	162	4.8
<b>2 YEARS</b>	<b>68-32</b>	<b>1276</b>	<b>148-390</b>	<b>.379</b>	<b>0-15</b>	<b>.000</b>	<b>102-141</b>	<b>.723</b>	<b>94</b>	<b>96</b>	<b>190</b>	<b>2.8</b>	<b>76</b>	<b>137-3</b>	<b>46</b>	<b>84</b>	<b>18</b>	<b>398</b>	<b>5.9</b>
<b>PLAYOFF STATISTICS</b>																			
2005 IND	4-0	84	10-23	.435	1-1	1.000	14-17	.824	4	10	14	3.5	2	17-1	2	1	2	35	8.8

**Briann January**

#20

Height: 5-8 Weight: 144 Birthdate: January 11, 1987 College/Country: Arizona State '09  
 TRANSACTIONS - Drafted: April 9, 2009, First round (6th overall), 2009 WNBA Draft

YEAR	G-GS	MIN	FG-A	PCT	3FG-A	PCT	FT-A	PCT	OR	DR	TR	AVG	AST	PF-DQ	ST	TO	BLK	PTS	AVG
2009 IND	33-4	683	64-192	.333	25-87	.287	74-87	.851	23	40	63	1.9	77	78-1	36	57	3	227	6.9
2010 IND	30-7	657	65-175	.371	21-59	.356	71-86	.826	20	39	59	2.0	94	75-0	37	68	4	222	7.4
2011 IND	10-10	286	25-70	.357	7-22	.318	29-35	.829	5	9	14	1.4	50	33-0	15	33	0	86	8.6
2012 IND	31-26	879	99-245	.404	46-107	.430	76-87	.874	13	42	55	1.8	122	78-1	36	76	4	320	10.3
2013 IND	32-32	946	110-316	.348	35-98	.357	60-74	.811	12	65	77	2.4	118	84-0	34	79	6	315	9.8
2014 IND	31-31	895	109-282	.387	36-94	.383	66-75	.880	12	38	50	1.6	116	73-0	38	71	9	320	10.3
2015 IND	29-29	784	81-190	.426	25-58	.431	49-58	.845	14	38	52	1.8	98	65-0	30	63	6	236	8.1
<b>7 YEARS</b>	<b>196-139</b>	<b>5130</b>	<b>553-1470</b>	<b>.376</b>	<b>195-525</b>	<b>.371</b>	<b>425-502</b>	<b>.847</b>	<b>99</b>	<b>271</b>	<b>370</b>	<b>1.9</b>	<b>675</b>	<b>486-2</b>	<b>226</b>	<b>447</b>	<b>32</b>	<b>1736</b>	<b>8.9</b>
<b>PLAYOFF STATISTICS</b>																			
2009 IND	10-0	228	30-78	.385	12-29	.414	34-40	.850	7	17	24	2.4	30	23-0	4	13	0	106	10.6
2010 IND	3-0	59	5-16	.313	1-5	.200	9-10	.900	1	3	4	1.3	6	6-0	1	8	0	20	6.7
2011 IND	DID NOT DRESS; INJURED																		
2012 IND	10-10	338	46-108	.426	5-22	.227	18-20	.900	6	17	23	2.3	38	32-1	16	30	3	115	11.5
2013 IND	4-4	119	10-27	.370	4-9	.444	6-7	.857	2	9	11	2.8	14	12-0	2	8	0	30	7.5
2014 IND	5-5	176	19-59	.322	6-17	.353	20-24	.833	18	12	14	2.8	21	12-0	6	10	4	64	12.8
2015 IND	11-11	354	44-108	.407	8-28	.286	28-30	.933	4	21	25	2.3	55	27-1	15	30	3	124	11.3
<b>7 YEARS</b>	<b>43-30</b>	<b>1277</b>	<b>154-396</b>	<b>.389</b>	<b>36-110</b>	<b>.327</b>	<b>115-131</b>	<b>.878</b>	<b>22</b>	<b>79</b>	<b>101</b>	<b>2.3</b>	<b>164</b>	<b>112</b>	<b>44</b>	<b>99</b>	<b>10</b>	<b>459</b>	<b>10.7</b>

**Shenise Johnson**

#42

Height: 5-11 Weight: 172 Birthdate: December 8, 1990 College/Country: Miami '12  
 TRANSACTIONS - Acquired: February 17, 2015, from San Antonio, in exchange for 2015 first and third-round draft picks

YEAR	G-GS	MIN	FG-A	PCT	3FG-A	PCT	FT-A	PCT	OR	DR	TR	AVG	AST	PF-DQ	ST	TO	BLK	PTS	AVG
2015 IND	31-27	811	121-259	.467	31-75	.413	66-82	.805	39	114	153	4.9	74	67-2	35	56	5	339	10.9
<b>PLAYOFF STATISTICS</b>																			
2015 IND	11-11	335	57-114	.500	8-28	.286	14-15	.933	14	36	50	4.5	16	16-0	8	13	5	136	12.4

**Lynetta Kizer**

#11, 12

Height: 6-4 Weight: 230 Birthdate: April 4, 1990 College/Country: Maryland '12  
 TRANSACTIONS - Acquired: March 11, 2014, from Phoenix with a first-round draft pick in 2014, in exchange for Erin Phillips and a second-round draft pick in 2014

YEAR	G-GS	MIN	FG-A	PCT	3FG-A	PCT	FT-A	PCT	OR	DR	TR	AVG	AST	PF-DQ	ST	TO	BLK	PTS	AVG
2014 IND	31-1	280	53-123	.431	0-0	.000	13-21	.619	29	46	75	2.4	2	57-1	9	25	8	119	3.8
2015 IND	33-14	591	112-228	.491	0-2	.000	51-58	.879	43	73	116	3.5	13	91-1	19	46	8	275	8.3
<b>2 YEARS</b>	<b>64-15</b>	<b>871</b>	<b>165-351</b>	<b>.470</b>	<b>0-2</b>	<b>.000</b>	<b>64-79</b>	<b>.810</b>	<b>72</b>	<b>119</b>	<b>191</b>	<b>3.0</b>	<b>15</b>	<b>148-2</b>	<b>28</b>	<b>71</b>	<b>16</b>	<b>385</b>	<b>6.0</b>
<b>PLAYOFF STATISTICS</b>																			
2014 IND	5-0	31	6-14	.429	0-0	.000	3-4	.750	3	3	6	1.2	3	7-0	1	0	2	15	3.0
2015 IND	9-0	80	12-29	.414	0-0	.000	3-4	.750	8	14	22	2.4	2	8-0	3	7	1	27	3.0
<b>2 YEARS</b>	<b>14-0</b>	<b>111</b>	<b>18-43</b>	<b>.419</b>	<b>0-0</b>	<b>.000</b>	<b>6-8</b>	<b>.750</b>	<b>11</b>	<b>17</b>	<b>28</b>	<b>2.0</b>	<b>5</b>	<b>15-0</b>	<b>4</b>	<b>7</b>	<b>3</b>	<b>42</b>	<b>3.0</b>

# ALL-TIME ROSTER

## Zuzi Klimesova

#13

Height: 6-2 Weight: 181 Birthdate: January 21, 1979 College/Country: Vanderbilt '02  
 TRANSACTIONS - Drafted: April 19, 2002, Second round (17th overall), 2002 WNBA Draft | Waived: June 2, 2003

YEAR	G-GS	MIN	FG-A	PCT	3FG-A	PCT	FT-A	PCT	OR	DR	TR	AVG	AST	PF-DQ	ST	TO	BLK	PTS	AVG
2002 IND	11-0	39	2-12	.167	0-0	.000	1-1	1.000	1	4	5	0.5	2	2-0	1	2	1	5	0.5
2003 IND	1-0	3	0-1	.000	0-0	.000	2-2	1.000	0	0	0	0.0	0	1-0	0	0	0	2	2.0
2 YEARS	12-0	42	2-13	.154	0-0	.999	3-3	1.000	1	4	5	0.4	2	3-0	1	2	1	7	0.6

### PLAYOFF STATISTICS

2002 IND DID NOT PLAY

## Erlana Larkins

#2

Height: 6-1 Weight: 205 Birthdate: April 2, 1986 College/Country: North Carolina '08  
 TRANSACTIONS - Acquired: March 14, 2012, signed as free agent

YEAR	G-GS	MIN	FG-A	PCT	3FG-A	PCT	FT-A	PCT	OR	DR	TR	AVG	AST	PF-DQ	ST	TO	BLK	PTS	AVG
2012 IND	34-2	526	55-108	.509	0-0	.000	31-36	.861	70	78	148	4.4	36	62-0	34	34	5	141	4.1
2013 IND	34-34	1022	103-189	.545	0-0	.000	63-89	.708	104	161	265	7.8	64	100-0	48	47	11	269	7.9
2014 IND	33-33	1044	124-207	.599	0-0	.000	73-102	.716	99	204	303	9.2	84	105-0	64	74	27	321	9.7
2015 IND	21-3	352	24-59	.407	0-0	.000	26-38	.684	34	54	88	4.2	28	34-0	20	15	4	74	3.5
4 YEARS	122-72	2944	306-563	.544	0-0	.000	193-265	.728	307	497	804	6.6	212	301-0	166	170	47	805	6.6

### PLAYOFF STATISTICS

2012 IND	10-9	315	39-72	.542	0-0	.000	21-27	.778	49	60	109	10.9	12	23-0	7	18	8	99	9.9
2013 IND	4-4	134	17-30	.567	0-0	.000	9-9	1.000	13	28	41	10.3	5	15-0	1	10	6	43	10.8
2014 IND	5-5	176	17-32	.531	0-1	.000	11-15	.733	23	29	52	10.4	9	19-1	6	7	3	45	9.0
2015 IND	11-10	311	33-58	.569	0-0	.000	13-16	.813	34	45	79	7.2	15	30-0	11	20	6	79	7.2
4 YEARS	30-28	936	106-192	.552	0-1	.000	54-67	.806	119	162	281	9.4	41	87	25	55	23	266	8.9

## Doneeka Lewis

#4

Height: 5-9 Weight: 160 Birthdate: August 26, 1982 College/Country: Louisiana State '02  
 TRANSACTIONS - Acquired: August 14, 2008, signed as free agent | Waived: May 21, 2009

YEAR	G-GS	MIN	FG-A	PCT	3FG-A	PCT	FT-A	PCT	OR	DR	TR	AVG	AST	PF-DQ	ST	TO	BLK	PTS	AVG
2008 IND	8-0	56	7-20	.350	2-7	.286	0-0	.000	2	4	6	0.8	2	2-0	3	6	1	16	2.0
2008 IND	2-0	25	3-8	.375	2-5	.400	0-0	.000	0	2	2	1.0	3	3-0	0	3	0	8	4.0

## Maggie Lucas

#8

Height: 5-10 Weight: 152 Birthdate: November 29, 1991 College/Country: Penn State '14  
 TRANSACTIONS - Acquired: May 12, 2014, from Phoenix, in exchange for a second-round draft pick in 2015

YEAR	G-GS	MIN	FG-A	PCT	3FG-A	PCT	FT-A	PCT	OR	DR	TR	AVG	AST	PF-DQ	ST	TO	BLK	PTS	AVG
2014 IND	30-0	310	34-102	.333	20-65	.308	22-23	.957	3	23	26	0.9	20	36-0	8	11	5	110	3.7
2015 IND	30-0	451	54-145	.372	31-83	.373	31-37	.838	1	24	25	0.8	26	42-0	11	19	3	170	5.7
2 YEARS	60-0	761	88-247	.356	51-148	.345	53-60	.883	5	48	53	0.9	47	76-0	18	33	8	280	4.7

### PLAYOFF STATISTICS

2014 IND	5-0	36	5-13	.385	3-7	.429	0-0	.000	0	1	1	0.2	0	9-0	0	1	2	13	2.6
2015 IND	5-0	19	2-3	.667	1-1	1.000	1-1	1.000	0	0	0	0.0	0	1-0	0	2	0	6	1.2
2 YEARS	10-0	55	7-16	.438	4-8	.500	1-1	1.000	0	1	1	0.1	0	10-0	0	3	2	19	1.9

## Nadine Malcolm

#42

Height: 6-1 Weight: 170 Birthdate: November 27, 1975 College/Country: Providence '97  
 TRANSACTIONS - Acquired: April 27, 2001, assigned to the Fever by the WNBA following camp tryouts | Waived: May 5, 2003

YEAR	G-GS	MIN	FG-A	PCT	3FG-A	PCT	FT-A	PCT	OR	DR	TR	AVG	AST	PF-DQ	ST	TO	BLK	PTS	AVG
2001 IND	31-23	705	90-212	.425	23-56	.411	56-62	.871	31	60	91	2.9	26	75-2	13	48	3	257	8.3
2002 IND	29-28	599	58-158	.367	12-41	.293	28-37	.757	22	39	61	2.1	21	42-0	13	34	3	156	5.4
2 YEARS	60-51	1304	148-370	.400	35-97	.361	82-99	.828	53	99	152	2.5	47	117-2	26	82	6	413	6.9

### PLAYOFF STATISTICS

2002 IND	3-3	69	7-13	.538	1-4	.250	2-3	.667	1	5	6	2.0	0	9-1	0	2	0	17	5.7
----------	-----	----	------	------	-----	------	-----	------	---	---	---	-----	---	-----	---	---	---	----	-----

## Kristen Mann

#44

Height: 6-2 Weight: 185 Birthdate: August 10, 1983 College/Country: UC Santa Barbara '05  
 TRANSACTIONS - Acquired: July 4, 2008, from Atlanta, in exchange for Alison Bales | Waived: January 9, 2009

YEAR	G-GS	MIN	FG-A	PCT	3FG-A	PCT	FT-A	PCT	OR	DR	TR	AVG	AST	PF-DQ	ST	TO	BLK	PTS	AVG
2008 IND	5-0	31	1-4	.250	0-1	.000	0-0	.000	1	3	4	0.8	1	0-0	1	1	1	2	0.4
2008 IND	3-0	30	4-9	.444	2-6	.333	0-0	.000	1	0	1	0.3	1	4-0	1	4	0	10	3.3

## Monica Maxwell

#21

Height: 5-9 Weight: 158 Birthdate: December 21, 1976 College/Country: Louisiana Tech '99  
 TRANSACTIONS - Acquired: December 15, 1999, from Washington, for selecting Nyree Roberts in the 2000 WNBA Expansion Draft | Waived: May 21, 2003

YEAR	G-GS	MIN	FG-A	PCT	3FG-A	PCT	FT-A	PCT	OR	DR	TR	AVG	AST	PF-DQ	ST	TO	BLK	PTS	AVG
2000 IND	32-32	1029	110-285	.386	62-156	.397	50-58	.862	40	120	160	5.0	63	92-0	49	64	16	332	10.4
2001 IND	15-3	238	16-53	.302	7-31	.226	8-12	.667	12	26	38	2.5	14	19-0	5	22	3	47	3.1
2002 IND	18-0	170	14-47	.298	5-17	.294	2-2	1.000	12	19	31	1.7	7	16-0	7	6	4	35	1.9
3 YEARS	65-35	1437	140-385	.364	74-204	.363	60-72	.833	64	165	229	3.5	84	127-0	61	92	23	414	6.4

### PLAYOFF STATISTICS

2002 IND	2-0	8	0-3	.000	0-1	.000	0-0	-	0	0	0	0.0	1	0-0	0	0	0	0	0.0
----------	-----	---	-----	------	-----	------	-----	---	---	---	---	-----	---	-----	---	---	---	---	-----



# ALL-TIME ROSTER

<b>Nikki McCray</b>																			<b>#15</b>
Height: 5-11 Weight: 158 Birthdate: December 17, 1971 College/Country: Tennessee '95																			
TRANSACTIONS - Acquired: December 5, 2001, from Washington, with 2002 second (17th overall) and fourth-round (49th overall) draft picks, in exchange for Angie Brazier and 2002 first (4th overall) and third-round (36th overall) draft picks																			
YEAR	G-GS	MIN	FG-A	PCT	3FG-A	PCT	FT-A	PCT	OR	DR	TR	AVG	AST	PF-DQ	ST	TO	BLK	PTS	AVG
2002 IND	32-32	1058	132-318	.415	21-66	.318	84-109	.816	29	68	97	3.0	70	73-2	28	82	3	369	11.5
2003 IND	34-32	734	52-138	.377	7-32	.219	20-24	.833	18	33	51	1.5	49	67-1	37	44	2	131	3.9
<b>2 YEARS</b>	<b>66-64</b>	<b>1792</b>	<b>184-456</b>	<b>.404</b>	<b>28-98</b>	<b>.286</b>	<b>104-127</b>	<b>.819</b>	<b>47</b>	<b>101</b>	<b>148</b>	<b>2.2</b>	<b>119</b>	<b>140-3</b>	<b>65</b>	<b>126</b>	<b>5</b>	<b>500</b>	<b>7.6</b>
PLAYOFF STATISTICS																			
2002 IND	3-3	99	10-27	.370	1-6	.167	3-5	.600	1	3	4	1.3	11	4-0	1	5	0	24	8.0
<b>Danielle McCulley</b>																			<b>#5</b>
Height: 6-3 Weight: 180 Birthdate: January 18, 1975 College/Country: Western Kentucky '98																			
TRANSACTIONS - Acquired: May 2, 2000, assigned to the Fever by the WNBA following camp tryouts   Waived: July 13, 2001																			
YEAR	G-GS	MIN	FG-A	PCT	3FG-A	PCT	FT-A	PCT	OR	DR	TR	AVG	AST	PF-DQ	ST	TO	BLK	PTS	AVG
2000 IND	29-2	456	63-153	.412	3-17	.176	46-63	.730	45	37	82	2.8	19	63-1	16	37	22	175	6.0
2001 IND	8-2	90	5-18	.278	1-1	1.000	17-18	.944	4	15	19	2.4	4	11-0	1	9	2	28	3.5
<b>2 YEARS</b>	<b>37-4</b>	<b>546</b>	<b>68-171</b>	<b>.398</b>	<b>4-18</b>	<b>.222</b>	<b>63-81</b>	<b>.778</b>	<b>49</b>	<b>52</b>	<b>101</b>	<b>2.7</b>	<b>23</b>	<b>74-1</b>	<b>17</b>	<b>46</b>	<b>24</b>	<b>203</b>	<b>5.5</b>
<b>Kelly Miller</b>																			<b>#8</b>
Height: 5-10 Weight: 140 Birthdate: September 6, 1978 College/Country: Georgia '01																			
TRANSACTIONS - Acquired: February 5, 2004, from Charlotte, with a first-round draft pick (9th overall), in exchange for 2004 first (3rd overall) and second-round draft (18th overall) picks   Traded: February 3, 2006, to Phoenix in exchange for Anna DeForge																			
YEAR	G-GS	MIN	FG-A	PCT	3FG-A	PCT	FT-A	PCT	OR	DR	TR	AVG	AST	PF-DQ	ST	TO	BLK	PTS	AVG
2004 IND	34-34	1096	126-326	.387	46-112	.411	50-57	.877	28	80	108	3.2	106	81-3	37	74	5	348	10.2
2005 IND	34-34	1057	122-278	.439	37-114	.325	67-79	.848	26	60	86	2.5	81	81-1	40	53	2	348	10.2
<b>2 YEARS</b>	<b>68-68</b>	<b>2153</b>	<b>248-604</b>	<b>.411</b>	<b>83-226</b>	<b>.367</b>	<b>117-136</b>	<b>.860</b>	<b>54</b>	<b>140</b>	<b>194</b>	<b>2.9</b>	<b>187</b>	<b>162-4</b>	<b>77</b>	<b>127</b>	<b>7</b>	<b>696</b>	<b>10.2</b>
PLAYOFF STATISTICS																			
2005 IND	4-4	155	12-39	.308	9-17	.529	7-10	.700	0	7	7	1.8	10	13-0	5	5	0	40	10.0
<b>Jackie Moore</b>																			<b>#6</b>
Height: 6-2 Weight: 204 Birthdate: November 6, 1979 College/Country: Long Beach State '01																			
TRANSACTIONS - Acquired: April 25, 2002, assigned to the Fever by WNBA following camp tryouts   Waived: April 30, 2003																			
YEAR	G-GS	MIN	FG-A	PCT	3FG-A	PCT	FT-A	PCT	OR	DR	TR	AVG	AST	PF-DQ	ST	TO	BLK	PTS	AVG
2002 IND	18-2	128	16-38	.421	0-1	.000	10-14	.714	9	20	29	1.6	3	16-0	5	14	1	42	2.3
PLAYOFF STATISTICS																			
2002 IND	2-0	6	0-2	.000	0-0	.000	0-0	.000	0	1	1	0.5	0	3-0	1	0	0	0	0.0
<b>Jessica Moore</b>																			<b>#31</b>
Height: 6-3 Weight: 175 Birthdate: July 9, 1982 College/Country: Connecticut '05																			
TRANSACTIONS - Acquired: June 11, 2009, signed as free agent																			
YEAR	G-GS	MIN	FG-A	PCT	3FG-A	PCT	FT-A	PCT	OR	DR	TR	AVG	AST	PF-DQ	ST	TO	BLK	PTS	AVG
2009 IND	31-9	613	57-121	.471	0-1	.000	34-46	.739	40	56	96	3.1	14	85-0	19	32	6	148	4.8
2010 IND	33-0	431	38-89	.427	0-1	.000	25-30	.833	29	40	69	2.1	14	60-0	6	30	4	101	3.1
<b>2 YEARS</b>	<b>64-9</b>	<b>1044</b>	<b>95-210</b>	<b>.452</b>	<b>0-2</b>	<b>.000</b>	<b>59-76</b>	<b>.776</b>	<b>69</b>	<b>96</b>	<b>165</b>	<b>2.6</b>	<b>28</b>	<b>145-0</b>	<b>25</b>	<b>62</b>	<b>10</b>	<b>249</b>	<b>3.9</b>
PLAYOFF STATISTICS																			
2009 IND	10-0	120	8-24	.333	0-0	.000	6-8	.750	9	8	17	1.7	3	24-1	5	3	2	22	2.2
2010 IND	3-0	16	0-1	.000	0-0	.000	0-0	.000	1	1	2	0.7	1	3-0	1	0	1	0	0.0
<b>2 YEARS</b>	<b>13-0</b>	<b>136</b>	<b>8-25</b>	<b>.320</b>	<b>0-0</b>	<b>.000</b>	<b>6-8</b>	<b>.750</b>	<b>10</b>	<b>9</b>	<b>19</b>	<b>1.5</b>	<b>4</b>	<b>27-1</b>	<b>6</b>	<b>3</b>	<b>3</b>	<b>22</b>	<b>1.7</b>
<b>Jené Morris</b>																			<b>#10</b>
Height: 5-9 Weight: 146 Birthdate: July 21, 1987 College/Country: San Diego State '01																			
TRANSACTIONS - Drafted: April 8, 2010, First round (11th overall), 2010 WNBA Draft																			
YEAR	G-GS	MIN	FG-A	PCT	3FG-A	PCT	FT-A	PCT	OR	DR	TR	AVG	AST	PF-DQ	ST	TO	BLK	PTS	AVG
2010 IND	25-0	196	28-66	.424	14-38	.368	2-3	.667	3	11	14	0.6	12	28-0	8	17	2	72	2.9
PLAYOFF STATISTICS																			
2010 IND	1-0	2	0-0	.000	0-0	.000	0-0	.000	0	0	0	0.0	0	0-0	0	0	0	0	0.0
<b>Shay Murphy</b>																			<b>#14</b>
Height: 5-11 Weight: 164 Birthdate: April 15, 1985 College/Country: USC '07																			
TRANSACTIONS - Acquired: June 11, 2009, signed as free agent   Waived: July 11, 2010																			
YEAR	G-GS	MIN	FG-A	PCT	3FG-A	PCT	FT-A	PCT	OR	DR	TR	AVG	AST	PF-DQ	ST	TO	BLK	PTS	AVG
2009 IND	24-0	186	34-89	.382	11-32	.344	21-26	.808	23	19	42	1.8	10	30-0	6	9	2	100	4.2
2010 IND	15-1	221	28-80	.350	5-19	.263	16-28	.571	20	41	61	4.1	23	20-0	8	18	2	77	5.1
<b>2 YEARS</b>	<b>39-1</b>	<b>407</b>	<b>62-169</b>	<b>.367</b>	<b>16-51</b>	<b>.314</b>	<b>37-54</b>	<b>.685</b>	<b>43</b>	<b>60</b>	<b>103</b>	<b>2.6</b>	<b>33</b>	<b>50-0</b>	<b>14</b>	<b>27</b>	<b>4</b>	<b>177</b>	<b>4.5</b>
PLAYOFF STATISTICS																			
2009 IND	4-0	9	0-5	.000	0-2	.000	0-0	---	1	1	2	0.5	1	2-0	0	0	0	0	0.0
<b>Astou Ndiaye-Diatta</b>																			<b>#44</b>
Height: 6-3 Weight: 182 Birthdate: November 5, 1973 College/Country: Southern Nazarene '97																			
TRANSACTIONS - Acquired: March 22, 2004, signed as free agent																			
YEAR	G-GS	MIN	FG-A	PCT	3FG-A	PCT	FT-A	PCT	OR	DR	TR	AVG	AST	PF-DQ	ST	TO	BLK	PTS	AVG
2004 IND	10-0	74	5-19	.263	0-0	.000	2-4	.500	2	9	11	0.9	4	7-0	1	8	3	12	1.2

# ALL-TIME ROSTER

<b>Bernadette Ngyoya</b> <span style="float: right;">#50</span>																			
Height: 6-4    Weight: 195    Birthdate: August 26, 1982    College/Country: Democratic Republic of the Congo																			
TRANSACTIONS - Acquired: May 14, 2008, from Chicago, in exchange for K.B. Sharp																			
YEAR	G-GS	MIN	FG-A	PCT	3FG-A	PCT	FT-A	PCT	OR	DR	TR	AVG	AST	PF-DQ	ST	TO	BLK	PTS	AVG
2008 IND	31-1	226	30-63	.476	0-0	.000	23-32	.719	20	33	53	1.7	7	45-0	6	31	7	83	2.7
<b>PLAYOFF STATISTICS</b>																			
2008 IND	1-0	2	0-0	.000	0-0	.000	0-0	.000	0	1	1	1.0	0	0-0	0	1	0	0	0.0
<b>Yolanda Paige</b> <span style="float: right;">#21</span>																			
Height: 5-6    Weight: 147    Birthdate: September 18, 1983    College/Country: West Virginia '05																			
TRANSACTIONS - Drafted: April 16, 2005, Second round (16th overall), 2005 WNBA Draft   Waived: May 3, 2006																			
YEAR	G-GS	MIN	FG-A	PCT	3FG-A	PCT	FT-A	PCT	OR	DR	TR	AVG	AST	PF-DQ	ST	TO	BLK	PTS	AVG
2005 IND	13-0	78	6-22	.273	1-5	.200	3-4	.750	2	7	9	0.7	13	1-0	2	6	0	16	1.2
<b>Bridget Pettis</b> <span style="float: right;">#32</span>																			
Height: 5-9    Weight: 150    Birthdate: January 1, 1971    College/Country: Florida '93																			
TRANSACTIONS - Acquired: March 4, 2002, from Phoenix, along with a 2002 first-round draft pick, in exchange for Gordana Grubin																			
YEAR	G-GS	MIN	FG-A	PCT	3FG-A	PCT	FT-A	PCT	OR	DR	TR	AVG	AST	PF-DQ	ST	TO	BLK	PTS	AVG
2002 IND	32-0	375	38-107	.355	9-43	.209	28-39	.718	17	22	39	1.2	17	22-0	8	24	0	113	3.5
2003 IND	31-0	148	15-52	.288	6-27	.222	13-17	.765	5	14	19	0.6	8	17-0	4	8	1	49	1.6
2 YEARS	63-0	523	53-159	.333	15-70	.214	41-56	.732	22	36	58	0.9	25	39-0	12	32	1	162	2.6
<b>PLAYOFF STATISTICS</b>																			
2002 IND	3-0	43	5-15	.333	1-3	.333	5-7	.714	6	3	9	3.0	2	0-0	0	4	0	16	5.3
<b>Erin Phillips</b> <span style="float: right;">#13</span>																			
Height: 5-8    Weight: 165    Birthdate: May 19, 1985    College/Country: Australia																			
TRANSACTIONS - Acquired: April 29, 2011, from Seattle along with a 3rd-round draft pick in 2012, in a three-team trade in which the Fever sent a 2nd-round draft pick to Seattle and a 3rd-round draft pick to Washington   Traded: March 11, 2014, to Phoenix along with a 2nd-round draft pick in 2014, in exchange for Lynetta Kizer and a 1st-round draft pick in 2014																			
YEAR	G-GS	MIN	FG-A	PCT	3FG-A	PCT	FT-A	PCT	OR	DR	TR	AVG	AST	PF-DQ	ST	TO	BLK	PTS	AVG
2011 IND	31-22	689	91-197	.462	26-61	.426	60-72	.833	16	72	88	2.8	74	52-0	30	45	0	268	8.6
2012 IND	29-8	620	62-159	.390	28-64	.438	25-29	.862	24	56	80	2.8	63	49-0	22	35	3	177	6.1
2013 IND	18-6	383	36-98	.367	23-48	.479	12-16	.750	4	15	19	1.1	29	22-0	15	14	1	107	5.9
3 YEARS	78-36	1692	189-454	.416	77-173	.445	97-117	.829	44	143	187	2.4	166	123-0	67	94	4	552	7.1
<b>PLAYOFF STATISTICS</b>																			
2011 IND	6-6	160	15-40	.375	0-8	.000	9-11	.818	1	13	14	2.3	18	9-0	9	17	1	39	6.5
2012 IND	10-9	300	38-80	.475	15-29	.517	10-14	.714	10	12	22	2.2	16	26-0	6	10	1	101	10.1
2013 IND	4-0	87	7-16	.438	4-10	.400	4-4	1.000	2	3	5	1.3	5	6-0	3	4	0	22	5.5
3 YEARS	20-15	547	60-136	.441	19-47	.404	23-29	.793	13	28	41	2.1	39	41-0	18	31	2	162	8.1
<b>Jeanette Pohlen</b> <span style="float: right;">#32</span>																			
Height: 6-0    Weight: 171    Birthdate: May 2, 1989    College/Country: Stanford '11																			
TRANSACTIONS - Acquired: April 11, 2011, First round (9th overall), 2011 WNBA Draft   Waived: May 5, 2014, injured during training camp   Acquired: February 5, 2015, signed as free agent   Acquired: February 8, 2016, signed as a free agent   Waived: May 7, 2016   Acquired: July 6, 2016																			
YEAR	G-GS	MIN	FG-A	PCT	3FG-A	PCT	FT-A	PCT	OR	DR	TR	AVG	AST	PF-DQ	ST	TO	BLK	PTS	AVG
2011 IND	34-2	539	48-102	.471	29-62	.468	13-15	.867	10	37	47	1.4	33	32-0	13	21	4	138	4.1
2012 IND	34-3	574	55-128	.430	32-76	.421	7-10	.700	13	44	57	1.7	38	39-0	20	31	10	149	4.4
2013 IND	13-0	191	13-38	.342	9-24	.375	6-6	1.000	6	19	25	1.9	4	11-0	6	10	1	41	3.2
2015 IND	26-1	259	21-52	.404	15-38	.395	6-8	.750	5	17	22	0.8	16	23-0	13	11	1	63	2.4
4 YEARS	107-6	1563	137-320	.428	85-200	.425	32-39	.821	34	117	151	1.4	91	105-0	52	73	16	391	3.7
<b>PLAYOFF STATISTICS</b>																			
2011 IND	5-0	35	4-8	.500	2-4	.500	0-0	.000	2	2	4	0.8	3	5-0	1	1	0	10	2.0
2012 IND	6-0	69	7-9	.778	5-5	1.000	0-0	.000	0	4	4	0.7	2	5-0	3	5	0	19	3.2
2013 IND	3-0	33	4-13	.308	1-9	.111	0-0	.000	1	2	3	1.0	1	4-0	0	1	1	9	3.0
2015 IND	6-0	27	0-4	.000	0-4	.000	0-0	.000	0	1	1	0.2	1	1-0	0	0	0	0	0.0
4 YEARS	20-0	166	17-35	.486	9-19	.474	0-2	.000	2	9	11	0.6	7	14-0	5	8	0	43	2.2
<b>Allie Quigley</b> <span style="float: right;">#22</span>																			
Height: 5-10    Weight: 140    Birthdate: June 20, 1986    College/Country: DePaul '08																			
TRANSACTIONS - Acquired: March 23, 2010, signed as free agent   Waived: May 27, 2010																			
YEAR	G-GS	MIN	FG-A	PCT	3FG-A	PCT	FT-A	PCT	OR	DR	TR	AVG	AST	PF-DQ	ST	TO	BLK	PTS	AVG
2010 IND	3-0	18	2-4	.500	0-0	.000	2-2	1.000	0	1	1	0.3	1	2-0	2	3	1	6	2.0
<b>Texlin Quinney</b> <span style="float: right;">#11</span>																			
Height: 6-0    Weight: 165    Birthdate: September 7, 1974    College/Country: Seton Hall '96																			
TRANSACTIONS - Acquired: May 2, 2000, assigned to the Fever by the WNBA following camp tryouts   Waived: May 27, 2001																			
YEAR	G-GS	MIN	FG-A	PCT	3FG-A	PCT	FT-A	PCT	OR	DR	TR	AVG	AST	PF-DQ	ST	TO	BLK	PTS	AVG
2000 IND	17-0	118	6-14	.429	0-0	.000	3-5	.600	11	5	16	0.9	15	12-0	4	10	0	15	0.9
<b>Kristen Rasmussen</b> <span style="float: right;">#52</span>																			
Height: 6-2    Weight: 172    Birthdate: November 1, 1978    College/Country: Michigan State '00																			
TRANSACTIONS - Acquired: May 1, 2003, signed as free agent																			
YEAR	G-GS	MIN	FG-A	PCT	3FG-A	PCT	FT-A	PCT	OR	DR	TR	AVG	AST	PF-DQ	ST	TO	BLK	PTS	AVG
2003 IND	33-25	814	94-200	.470	7-15	.467	31-39	.795	44	71	115	3.5	64	65-0	24	48	15	226	6.8
2004 IND	33-4	692	56-135	.415	10-27	.370	30-38	.789	41	72	113	3.4	47	51-0	21	35	14	152	4.6
2 YEARS	66-29	1506	150-335	.448	17-42	.405	61-77	.792	85	143	228	3.5	111	116-0	45	83	29	378	5.7

# ALL-TIME ROSTER

<b>Sheri Sam</b> <span style="float: right;"><b>#55</b></span>																			
Height: 6-0		Weight: 160		Birthdate: May 5, 1974				College/Country: Vanderbilt '96											
TRANSACTIONS - Acquired: January 8, 2006, ninth pick of 2006 WNBA Dispersal Draft																			
YEAR	G-GS	MIN	FG-A	PCT	3FG-A	PCT	FT-A	PCT	OR	DR	TR	AVG	AST	PF-DQ	ST	TO	BLK	PTS	AVG
2007 IND	33-4	591	63-186	.339	8-32	.250	29-342	.690	35	62	97	2.9	42	58-0	29	39	6	163	4.9
<b>PLAYOFF STATISTICS</b>																			
2007 IND	6-5	185	19-51	.373	4-8	.500	6-12	.500	15	17	32	5.3	13	19-0	6	5	1	48	8.0
<b>Alessandra Santos de Oliveira</b> <span style="float: right;"><b>#13</b></span>																			
Height: 6-5		Weight: 190		Birthdate: December 2, 1973				College/Country: Brazil											
TRANSACTIONS - Acquired: June 6, 2000, off waivers from New York   Waived: July 11, 2000																			
YEAR	G-GS	MIN	FG-A	PCT	3FG-A	PCT	FT-A	PCT	OR	DR	TR	AVG	AST	PF-DQ	ST	TO	BLK	PTS	AVG
2000 IND	3-0	11	1-1	1.000	0-0	.000	1-6	.167	0	2	2	0.7	0	3-0	0	2	0	3	1.0
<b>Kelly Schumacher</b> <span style="float: right;"><b>#20, #11</b></span>																			
Height: 6-5		Weight: 180		Birthdate: October 14, 1977				College/Country: Connecticut '01											
TRANSACTIONS - Drafted: April 20, 2001, First round (14th overall), 2001 WNBA Draft   Traded: February 24, 2006, along with a 2006 first-round draft pick (#12), to New York in exchange for New York's 2006 first-round draft pick (#9)																			
YEAR	G-GS	MIN	FG-A	PCT	3FG-A	PCT	FT-A	PCT	OR	DR	TR	AVG	AST	PF-DQ	ST	TO	BLK	PTS	AVG
2001 IND	28-5	380	46-93	.495	3-5	.600	17-20	.850	23	47	70	2.5	10	41-0	5	21	29	112	4.0
2002 IND	31-1	352	45-89	.506	0-1	.000	18-26	.692	18	41	59	1.9	13	49-0	7	21	23	108	3.5
2003 IND	34-1	480	81-169	.479	4-9	.444	23-27	.852	40	59	99	2.9	20	63-0	7	32	24	189	5.6
2004 IND	32-7	601	92-196	.469	5-13	.385	35-45	.778	36	68	104	3.3	25	67-0	10	52	31	224	7.0
2005 IND	34-14	516	58-138	.420	2-11	.182	17-21	.810	26	42	68	2.0	14	59-0	10	33	24	135	4.0
<b>5 YEARS</b>	<b>159-28</b>	<b>2329</b>	<b>322-685</b>	<b>.470</b>	<b>14-39</b>	<b>.359</b>	<b>110-139</b>	<b>.791</b>	<b>143</b>	<b>257</b>	<b>400</b>	<b>2.5</b>	<b>82</b>	<b>279-0</b>	<b>39</b>	<b>159</b>	<b>131</b>	<b>768</b>	<b>4.8</b>
<b>PLAYOFF STATISTICS</b>																			
2002 IND	3-0	52	13-20	.650	2-2	1.000	4-8	.500	6	3	9	3.0	3	6-0	0	2	2	32	10.7
2005 IND	4-0	42	9-19	.474	0-0	.000	2-2	1.000	7	1	8	2.0	2	6-0	2	0	4	20	5.0
<b>2 YEARS</b>	<b>7-0</b>	<b>94</b>	<b>22-39</b>	<b>.564</b>	<b>2-2</b>	<b>1.000</b>	<b>6-10</b>	<b>.600</b>	<b>13</b>	<b>4</b>	<b>17</b>	<b>2.4</b>	<b>5</b>	<b>12-0</b>	<b>2</b>	<b>2</b>	<b>6</b>	<b>52</b>	<b>7.4</b>
<b>Olympia Scott</b> <span style="float: right;"><b>#0</b></span>																			
Height: 6-2		Weight: 175		Birthdate: August 5, 1976				College/Country: Stanford '98											
TRANSACTIONS - Acquired: May 27, 2001, from Detroit, with a 2002 third-round draft pick, in exchange for Indiana's 2002 second-round draft pick   Acquired: February 3, 2006, signed as a free agent   Traded: March 7, 2007, to Phoenix, in exchange for Ann Strother																			
YEAR	G-GS	MIN	FG-A	PCT	3FG-A	PCT	FT-A	PCT	OR	DR	TR	AVG	AST	PF-DQ	ST	TO	BLK	PTS	AVG
2001 IND	32-30	775	99-217	.456	0-2	.000	82-111	.739	52	109	161	5.0	40	108-1	22	72	12	280	8.8
2002 IND	31-31	975	113-232	.487	0-4	.000	66-82	.805	80	131	211	6.8	52	127-2	38	69	13	292	9.4
2003 IND	DID NOT PLAY, SUSPENDED LIST																		
2006 IND	21-0	159	23-53	.434	0-1	.000	4-8	.500	8	25	33	1.6	7	29-0	8	15	2	50	2.4
<b>3 YEARS</b>	<b>84-61</b>	<b>1909</b>	<b>235-502</b>	<b>.468</b>	<b>0-7</b>	<b>.000</b>	<b>152-201</b>	<b>.756</b>	<b>140</b>	<b>265</b>	<b>405</b>	<b>4.8</b>	<b>99</b>	<b>264-3</b>	<b>68</b>	<b>156</b>	<b>27</b>	<b>622</b>	<b>7.4</b>
<b>PLAYOFF STATISTICS</b>																			
2002 IND	3-3	99	8-16	.500	0-0	.000	5-5	1.000	7	17	24	8.0	5	11-0	1	14	1	21	7.0
2006 IND	2-0	26	5-9	.556	0-1	.000	0-0	.000	3	2	5	2.5	0	5-0	1	3	0	10	5.0
<b>2 YEARS</b>	<b>5-3</b>	<b>125</b>	<b>13-25</b>	<b>.520</b>	<b>0-1</b>	<b>.000</b>	<b>5-5</b>	<b>1.000</b>	<b>10</b>	<b>19</b>	<b>29</b>	<b>5.8</b>	<b>5</b>	<b>16-0</b>	<b>2</b>	<b>17</b>	<b>1</b>	<b>31</b>	<b>5.2</b>
<b>K.B. Sharp</b> <span style="float: right;"><b>#3</b></span>																			
Height: 5-9		Weight: 149		Birthdate: April 18, 1981				College/Country: Cincinnati '03											
TRANSACTIONS - Acquired: February 24, 2006, signed as free agent   Traded: May 14, 2008, to Chicago, in exchange for Bernadette Ngoyisa																			
YEAR	G-GS	MIN	FG-A	PCT	3FG-A	PCT	FT-A	PCT	OR	DR	TR	AVG	AST	PF-DQ	ST	TO	BLK	PTS	AVG
2006 IND	23-0	155	8-35	.229	3-15	.200	3-3	1.000	3	6	9	0.4	23	3-0	7	8	0	22	1.0
2007 IND	34-0	454	40-97	.412	8-28	.285	21-29	.724	10	22	32	0.9	49	17-0	13	26	0	110	3.2
<b>2 YEARS</b>	<b>57-0</b>	<b>609</b>	<b>48-132</b>	<b>.364</b>	<b>11-43</b>	<b>.256</b>	<b>24-32</b>	<b>.750</b>	<b>13</b>	<b>28</b>	<b>41</b>	<b>0.7</b>	<b>72</b>	<b>20-0</b>	<b>20</b>	<b>34</b>	<b>0</b>	<b>132</b>	<b>2.3</b>
<b>PLAYOFF STATISTICS</b>																			
2006 IND	DID NOT PLAY																		
2007 IND	6-0	46	1-10	.100	0-3	.000	5-6	.833	2	3	5	0.8	3	1-0	1	2	0	7	1.2
<b>Charlotte Smith</b> <span style="float: right;"><b>#23</b></span>																			
Height: 6-0		Weight: 148		Birthdate: August 23, 1973				College/Country: North Carolina '95											
TRANSACTIONS - Acquired: February 11, 2006, signed as free agent   Retired: December 14, 2006																			
YEAR	G-GS	MIN	FG-A	PCT	3FG-A	PCT	FT-A	PCT	OR	DR	TR	AVG	AST	PF-DQ	ST	TO	BLK	PTS	AVG
2006 IND	18-2	173	12-39	.308	8-22	.364	3-4	.750	9	15	24	1.3	7	21-0	3	13	1	35	1.9
<b>PLAYOFF STATISTICS</b>																			
2006 IND	1-0	1	0-0	.000	0-0	.000	0-0	.000	0	0	0	0.0	0	0-0	0	0	0	0	0.0
<b>Tangela Smith</b> <span style="float: right;"><b>#5</b></span>																			
Height: 6-3		Weight: 158		Birthdate: April 1, 1977				College/Country: Iowa '98											
TRANSACTIONS - Acquired: February 2, 2011, signed as free agent   Traded: March 1, 2012, to San Antonio, in exchange for Roneeka Hodges																			
YEAR	G-GS	MIN	FG-A	PCT	3FG-A	PCT	FT-A	PCT	OR	DR	TR	AVG	AST	PF-DQ	ST	TO	BLK	PTS	AVG
2011 IND	33-32	711	88-237	.371	32-94	.340	30-34	.882	27	75	102	3.1	49	80-2	22	42	16	238	7.2
<b>PLAYOFF STATISTICS</b>																			
2011 IND	6-6	165	22-54	.407	9-22	.409	4-4	1.000	9	23	32	5.3	10	19-0	5	13	6	57	9.5
<b>Kate Starbird</b> <span style="float: right;"><b>#30</b></span>																			
Height: 6-1		Weight: 153		Birthdate: July 30, 1975				College/Country: Stanford '97											
TRANSACTIONS - Acquired: February 24, 2004, signed as free agent																			
YEAR	G-GS	MIN	FG-A	PCT	3FG-A	PCT	FT-A	PCT	OR	DR	TR	AVG	AST	PF-DQ	ST	TO	BLK	PTS	AVG
2004 IND	12-0	117	6-23	.261	3-10	.300	5-6	.833	6	3	9	0.8	11	7-0	6	9	0	20	1.7
2005 IND	DID NOT PLAY, SUSPENDED LIST																		

# ALL-TIME ROSTER

## Jurgita Streimikyte

#7

Height: 6-2 Weight: 165 Birthdate: May 14, 1972 College/Country: Lithuania  
 TRANSACTIONS - Drafted: April 25, 2000, Second round (26th overall), 2000 WNBA Draft | Acquired: March 17, 2005, re-signed free agent contract

YEAR	G-GS	MIN	FG-A	PCT	3FG-A	PCT	FT-A	PCT	OR	DR	TR	AVG	AST	PF-DQ	ST	TO	BLK	PTS	AVG
2000 IND	27-6	424	46-117	.393	2-6	.333	27-35	.771	25	46	71	2.6	44	67-1	16	32	23	121	4.5
2001 IND	27-26	707	99-207	.472	0-9	.000	48-57	.842	45	94	139	5.1	52	81-2	37	52	19	246	9.1
2002 IND	DID NOT PLAY, SUSPENDED LIST																		
2003 IND	DID NOT PLAY, SUSPENDED LIST																		
2004 IND	DID NOT PLAY, SUSPENDED LIST																		
2005 IND	34-20	686	82-178	.461	3-6	.500	19-27	.704	37	64	101	3.0	32	75-0	29	36	11	186	5.5
<b>3 YEARS</b>	<b>88-52</b>	<b>1817</b>	<b>227-502</b>	<b>.452</b>	<b>5-21</b>	<b>.238</b>	<b>94-119</b>	<b>.790</b>	<b>107</b>	<b>204</b>	<b>311</b>	<b>3.5</b>	<b>128</b>	<b>223-3</b>	<b>82</b>	<b>120</b>	<b>53</b>	<b>553</b>	<b>6.3</b>
<b>PLAYOFF STATISTICS</b>																			
2005 IND	4-4	96	6-23	.261	0-0	.000	6-6	1.000	10	8	18	4.5	5	11-0	5	6	1	18	4.5

## Ann Strother

#7

Height: 6-3 Weight: 166 Birthdate: December 11, 1983 College/Country: Connecticut '06  
 TRANSACTIONS - Acquired: March 7, 2007, from Phoenix, in exchange for Olympia Scott | Drafted: February 6, 2008, by Atlanta in WNBA Expansion Draft

YEAR	G-GS	MIN	FG-A	PCT	3FG-A	PCT	FT-A	PCT	OR	DR	TR	AVG	AST	PF-DQ	ST	TO	BLK	PTS	AVG
2007 IND	12-0	69	10-31	.323	6-15	.400	2-2	1.000	6	3	9	0.8	3	5-0	0	2	0	28	2.3
<b>PLAYOFF STATISTICS</b>																			
2007 IND	3-0	15	3-7	.429	1-3	.333	0-0	.000	0	3	3	1.0	2	1-0	1	0	0	7	2.3

## Tammy Sutton-Brown

#8

Height: 6-4 Weight: 199 Birthdate: January 27, 1978 College/Country: Rutgers '01  
 TRANSACTIONS - Acquired: March 23, 2007, signed as free agent | Retired: Following 2012 season

YEAR	G-GS	MIN	FG-A	PCT	3FG-A	PCT	FT-A	PCT	OR	DR	TR	AVG	AST	PF-DQ	ST	TO	BLK	PTS	AVG
2007 IND	34-33	860	149-307	.485	0-0	.000	111-155	.716	66	118	184	5.4	30	115-1	35	85	47	409	12.0
2008 IND	33-33	956	143-289	.495	0-1	.000	103-153	.673	63	145	208	6.3	17	113-2	20	69	57	389	11.8
2009 IND	27-25	680	95-204	.466	0-0	.000	76-102	.745	44	114	158	5.9	23	76-2	15	49	40	266	9.9
2010 IND	34-34	875	103-229	.450	0-1	.000	70-99	.707	69	105	174	5.1	29	90-0	33	55	55	276	8.1
2011 IND	34-26	645	68-139	.489	0-3	.000	52-70	.743	41	65	106	3.1	19	65-0	36	33	41	188	5.5
2012 IND	33-32	541	49-116	.422	0-0	.000	32-40	.800	28	65	93	2.8	24	39-0	24	22	27	130	3.9
<b>6 YEARS</b>	<b>195-183</b>	<b>4557</b>	<b>607-1284</b>	<b>.473</b>	<b>0-5</b>	<b>.000</b>	<b>444-619</b>	<b>.717</b>	<b>311</b>	<b>612</b>	<b>923</b>	<b>4.7</b>	<b>142</b>	<b>498-5</b>	<b>163</b>	<b>313</b>	<b>267</b>	<b>1658</b>	<b>8.5</b>
<b>PLAYOFF STATISTICS</b>																			
2007 IND	6-6	123	15-43	.349	0-0	.000	12-21	.571	7	21	28	4.7	4	15-0	1	8	12	42	7.0
2008 IND	3-3	93	12-31	.387	0-0	.000	20-21	.952	6	10	16	5.3	1	12-0	1	6	4	44	14.7
2009 IND	10-10	311	56-106	.433	0-0	.000	31-45	.689	15	41	56	5.6	5	30-0	9	30	14	143	14.3
2010 IND	3-3	90	10-21	.476	0-0	.000	9-11	.818	5	8	13	4.3	1	7-0	4	8	2	29	9.7
2011 IND	6-6	172	19-41	.463	0-0	.000	19-22	.864	17	24	41	6.8	8	15-0	5	16	11	57	9.5
2012 IND	7-1	60	8-14	.571	0-1	.000	8-18	.444	4	10	14	2.0	3	7-0	2	3	1	24	3.4
<b>6 YEARS</b>	<b>35-29</b>	<b>849</b>	<b>120-256</b>	<b>.469</b>	<b>0-1</b>	<b>.000</b>	<b>99-138</b>	<b>.717</b>	<b>54</b>	<b>114</b>	<b>168</b>	<b>4.8</b>	<b>22</b>	<b>86-0</b>	<b>22</b>	<b>71</b>	<b>44</b>	<b>339</b>	<b>9.7</b>

## Kasha Terry

#35

Height: 6-3 Weight: 185 Birthdate: October 21, 1983 College/Country: Georgia Tech '06  
 TRANSACTIONS - Drafted: April 5, 2006, Second round (26th overall), 2006 WNBA Draft | Waived: May 22, 2008

YEAR	G-GS	MIN	FG-A	PCT	3FG-A	PCT	FT-A	PCT	OR	DR	TR	AVG	AST	PF-DQ	ST	TO	BLK	PTS	AVG
2006 IND	10-0	53	11-19	.579	0-0	.000	1-5	.200	4	10	14	1.4	0	14-0	0	8	3	23	2.3
2007 IND	9-0	54	3-12	.250	0-0	.000	3-4	.750	5	9	14	1.6	1	18-1	2	11	3	9	1.0
2008 IND	2-0	24	1-5	.200	0-0	.000	0-0	.000	1	4	5	2.5	2	3-0	0	6	0	2	1.0
<b>3 YEARS</b>	<b>21-0</b>	<b>131</b>	<b>15-36</b>	<b>.417</b>	<b>0-0</b>	<b>.000</b>	<b>4-9</b>	<b>.444</b>	<b>10</b>	<b>23</b>	<b>33</b>	<b>1.6</b>	<b>3</b>	<b>35-1</b>	<b>2</b>	<b>25</b>	<b>6</b>	<b>34</b>	<b>1.6</b>
<b>PLAYOFF STATISTICS</b>																			
2006 IND	DID NOT PLAY																		
2007 IND	DID NOT PLAY																		

## Krystal Thomas

#34

Height: 6-5 Weight: 210 Birthdate: June 10, 1989 College/Country: Duke '11  
 TRANSACTIONS - Acquired: May 19, 2014, signed as free agent

YEAR	G-GS	MIN	FG-A	PCT	3FG-A	PCT	FT-A	PCT	OR	DR	TR	AVG	AST	PF-DQ	ST	TO	BLK	PTS	AVG
2014 IND	21-3	176	18-33	.545	0-0	.000	6-14	.429	15	32	47	2.2	8	29-0	4	12	15	42	2.0
<b>PLAYOFF STATISTICS</b>																			
2014 IND	2-0	12	1-2	.500	0-0	.000	0-1	.000	1	2	3	1.5	0	4-0	0	0	0	2	1.0

## Alicia Thompson

#43

Height: 6-1 Weight: 175 Birthdate: June 30, 1976 College/Country: Texas Tech '98  
 TRANSACTIONS - Acquired: May 2, 2000, assigned to the Fever by the WNBA following camp tryouts | Retired: August 23, 2002 | Acquired: April 29, 2003, signed as free agent | Waived: May 21, 2003

YEAR	G-GS	MIN	FG-A	PCT	3FG-A	PCT	FT-A	PCT	OR	DR	TR	AVG	AST	PF-DQ	ST	TO	BLK	PTS	AVG
2000 IND	31-26	792	131-255	.514	18-40	.450	30-42	.714	48	109	157	5.1	41	85-4	24	53	4	310	10.0
2001 IND	22-7	381	76-174	.437	17-43	.395	17-23	.739	21	42	63	2.9	25	24-0	9	22	7	186	8.5
2002 IND	18-2	314	39-109	.358	7-29	.241	12-17	.706	12	30	42	2.3	14	20-0	7	18	2	97	5.4
<b>3 YEARS</b>	<b>71-35</b>	<b>1487</b>	<b>246-538</b>	<b>.457</b>	<b>42-112</b>	<b>.375</b>	<b>59-82</b>	<b>.720</b>	<b>81</b>	<b>181</b>	<b>262</b>	<b>3.7</b>	<b>80</b>	<b>129-4</b>	<b>40</b>	<b>93</b>	<b>13</b>	<b>593</b>	<b>8.4</b>
<b>PLAYOFF STATISTICS</b>																			
2002 IND	1-0	2	1-1	1.000	0-0	.000	0-0	.000	0	0	0	0.0	0	0-0	0	0	0	2	2.0

## Erin Thorn

#12

Height: 5-9 Weight: 145 Birthdate: May 19, 1981 College/Country: Brigham Young '03  
 TRANSACTIONS - Acquired: June 6, 2013, signed as replacement player | Released: July 6, 2013

YEAR	G-GS	MIN	FG-A	PCT	3FG-A	PCT	FT-A	PCT	OR	DR	TR	AVG	AST	PF-DQ	ST	TO	BLK	PTS	AVG
2013 IND	6-0	67	2-12	.167	1-6	.167	2-2	1.000	0	3	3	0.5	4	2-0	2	5	1	7	1.2



# ALL-TIME ROSTER

## Chantel Tremetiere

#3

Height: 5-6 Weight: 142 Birthdate: October 20, 1969 College/Country: Auburn '91  
 TRANSACTIONS - Drafted: December 15, 1999, Sixth round (24th overall), 2000 WNBA Expansion Draft | Retired: April 23, 2001

YEAR	G-GS	MIN	FG-A	PCT	3FG-A	PCT	FT-A	PCT	OR	DR	TR	AVG	AST	PF-DQ	ST	TO	BLK	PTS	AVG
2000 IND	25-3	318	18-51	.353	4-9	.444	10-16	.625	6	25	31	1.2	51	30-0	10	30	1	50	2.0

## Coquese Washington

#4

Height: 5-6 Weight: 138 Birthdate: January 17, 1971 College/Country: Notre Dame '93  
 TRANSACTIONS - Acquired: July 20, 2002, from Houston in exchange for Rita Williams | Retired: February 6, 2004

YEAR	G-GS	MIN	FG-A	PCT	3FG-A	PCT	FT-A	PCT	OR	DR	TR	AVG	AST	PF-DQ	ST	TO	BLK	PTS	AVG
2002 IND	11-8	325	26-70	.371	14-31	.452	14-20	.700	7	26	33	3.0	48	22-0	23	24	2	80	7.3
2003 IND	20-10	348	19-67	.284	14-48	.292	11-13	.846	2	27	29	1.5	48	32-0	14	30	2	63	3.2
<b>2 YEARS</b>	<b>31-18</b>	<b>673</b>	<b>45-137</b>	<b>.328</b>	<b>28-79</b>	<b>.354</b>	<b>25-33</b>	<b>.758</b>	<b>9</b>	<b>53</b>	<b>62</b>	<b>2.0</b>	<b>96</b>	<b>54-0</b>	<b>37</b>	<b>54</b>	<b>4</b>	<b>143</b>	<b>4.6</b>
<b>PLAYOFF STATISTICS</b>																			
2002 IND	3-3	110	9-27	.333	6-16	.375	1-1	1.000	1	5	6	2.0	14	10-0	3	6	0	25	8.3

## Erica White

#7

Height: 5-3 Weight: 135 Birthdate: August 26, 1986 College/Country: LSU '08  
 TRANSACTIONS - Acquired: December 8, 2008, sixth pick of 2008 WNBA Dispersal Draft | Waived: June 11, 2009

YEAR	G-GS	MIN	FG-A	PCT	3FG-A	PCT	FT-A	PCT	OR	DR	TR	AVG	AST	PF-DQ	ST	TO	BLK	PTS	AVG
2009 IND	2-0	18	1-6	.167	0-3	.000	0-0	.000	0	2	2	1.0	4	1-0	1	0	1	2	1.0

## Stephanie White

#22

Height: 5-10 Weight: 155 Birthdate: June 20, 1977 College/Country: Purdue '99  
 TRANSACTIONS - Acquired: December 15, 1999, from Miami, in exchange for Sandy Brondello and a 2000 first-round draft pick, following the 2000 WNBA Expansion Draft | Retired: April 21, 2005

YEAR	G-GS	MIN	FG-A	PCT	3FG-A	PCT	FT-A	PCT	OR	DR	TR	AVG	AST	PF-DQ	ST	TO	BLK	PTS	AVG
2000 IND	32-12	635	66-166	.398	27-70	.386	71-86	.826	14	46	60	1.9	57	49-0	31	47	6	230	7.2
2001 IND	30-0	504	52-137	.380	23-57	.404	42-55	.764	13	42	55	1.8	58	50-0	26	38	14	169	5.6
2002 IND	DID NOT PLAY, SUSPENDED LIST																		
2003 IND	28-10	577	60-173	.347	29-84	.345	45-48	.938	14	27	41	1.5	58	60-0	34	37	6	194	6.9
2004 IND	22-12	450	27-72	.375	13-39	.333	24-34	.706	8	20	28	1.3	52	30-0	24	30	5	91	4.1
<b>4 YEARS</b>	<b>112-34</b>	<b>2166</b>	<b>205-548</b>	<b>.374</b>	<b>92-250</b>	<b>.368</b>	<b>182-223</b>	<b>.816</b>	<b>49</b>	<b>135</b>	<b>184</b>	<b>1.6</b>	<b>225</b>	<b>189-0</b>	<b>115</b>	<b>152</b>	<b>31</b>	<b>684</b>	<b>6.1</b>

## Tan White

#15

Height: 5-7 Weight: 154 Birthdate: September 27, 1982 College/Country: Mississippi State '05  
 TRANSACTIONS - Drafted: April 15, 2005, First round (2nd overall), 2005 WNBA Draft | Waived: June 4, 2009

YEAR	G-GS	MIN	FG-A	PCT	3FG-A	PCT	FT-A	PCT	OR	DR	TR	AVG	AST	PF-DQ	ST	TO	BLK	PTS	AVG
2005 IND	34-3	693	85-254	.335	25-81	.309	47-58	.810	21	32	53	1.6	53	62-1	30	70	7	242	7.1
2006 IND	34-0	745	113-304	.372	19-88	.216	57-76	.750	32	50	82	2.4	52	66-1	27	51	9	302	8.9
2007 IND	34-9	841	136-352	.386	43-127	.339	53-63	.841	25	65	90	2.6	65	76-2	36	100	10	368	10.8
2008 IND	33-22	894	119-325	.366	39-120	.325	51-60	.850	27	74	101	3.1	80	88-0	43	85	14	328	9.9
<b>4 YEARS</b>	<b>135-34</b>	<b>3173</b>	<b>453-1235</b>	<b>.367</b>	<b>126-416</b>	<b>.303</b>	<b>208-257</b>	<b>.809</b>	<b>105</b>	<b>221</b>	<b>326</b>	<b>2.4</b>	<b>250</b>	<b>292-4</b>	<b>136</b>	<b>306</b>	<b>40</b>	<b>1240</b>	<b>9.2</b>
<b>PLAYOFF STATISTICS</b>																			
2005 IND	4-0	16	0-8	.000	0-1	.000	0-0	.000	2	0	2	0.5	1	1-0	0	0	0	0	0.0
2006 IND	2-0	34	4-10	.400	1-4	.250	0-1	.000	0	3	3	1.5	2	6-0	0	4	0	9	4.5
2007 IND	5-1	82	4-15	.267	1-6	.167	0-0	.000	2	7	9	1.8	10	10-0	5	9	2	9	1.8
2008 IND	3-0	42	6-16	.375	1-4	.250	3-3	1.000	2	1	3	1.0	2	5-0	2	6	0	16	5.3
<b>4 YEARS</b>	<b>14-1</b>	<b>174</b>	<b>14-49</b>	<b>.286</b>	<b>3-15</b>	<b>.200</b>	<b>0-4</b>	<b>.000</b>	<b>6</b>	<b>11</b>	<b>17</b>	<b>1.2</b>	<b>15</b>	<b>22-0</b>	<b>7</b>	<b>19</b>	<b>2</b>	<b>34</b>	<b>2.4</b>

## Tamika Whitmore

#91

Height: 6-2 Weight: 190 Birthdate: June 5, 1977 College/Country: Memphis State '99  
 TRANSACTIONS - Acquired: March 17, 2006, signed as free agent | Traded: February 19, 2008, to Connecticut, with a 2008 first-round draft pick (9th overall) and rights to Jessica Foley, in exchange for Katie Douglas

YEAR	G-GS	MIN	FG-A	PCT	3FG-A	PCT	FT-A	PCT	OR	DR	TR	AVG	AST	PF-DQ	ST	TO	BLK	PTS	AVG
2006 IND	34-34	1057	199-435	.457	15-38	.395	115-140	.821	53	112	165	4.9	61	91-1	46	94	12	528	15.5
2007 IND	34-25	880	139-335	.415	21-70	.300	71-93	.763	45	125	170	5.0	51	86-1	20	84	11	370	10.9
<b>2 YEARS</b>	<b>68-59</b>	<b>1937</b>	<b>338-33</b>	<b>.439</b>	<b>36-108</b>	<b>.333</b>	<b>186-233</b>	<b>.798</b>	<b>98</b>	<b>237</b>	<b>335</b>	<b>4.9</b>	<b>112</b>	<b>177-2</b>	<b>66</b>	<b>178</b>	<b>23</b>	<b>898</b>	<b>13.2</b>
<b>PLAYOFF STATISTICS</b>																			
2006 IND	2-2	68	19-40	.475	2-7	.286	13-13	1.000	4	9	13	6.5	2	9-1	1	10	0	53	26.2
2007 IND	6-0	184	39-87	.448	13-23	.565	8-13	.615	6	26	32	5.3	16	19-0	3	18	1	99	16.5
<b>2 YEARS</b>	<b>8-2</b>	<b>252</b>	<b>58-127</b>	<b>.457</b>	<b>15-30</b>	<b>.500</b>	<b>21-26</b>	<b>.808</b>	<b>10</b>	<b>35</b>	<b>45</b>	<b>5.6</b>	<b>18</b>	<b>28-1</b>	<b>4</b>	<b>28</b>	<b>1</b>	<b>152</b>	<b>19.0</b>

## Khadijah Whittington

#1

Height: 6-1 Weight: 185 Birthdate: August 5, 1986 College/Country: NC State '08  
 TRANSACTIONS - Drafted: April 9, 2008, Second round (26th overall), 2008 WNBA Draft | Waived: June 11, 2009

YEAR	G-GS	MIN	FG-A	PCT	3FG-A	PCT	FT-A	PCT	OR	DR	TR	AVG	AST	PF-DQ	ST	TO	BLK	PTS	AVG
2008 IND	22-0	186	17-44	.386	0-0	.000	9-17	.529	10	24	34	1.5	6	42-0	9	12	11	43	2.0
2009 IND	3-0	25	6-10	.600	0-0	.000	0-0	.000	2	3	5	1.7	2	2-0	0	0	0	12	4.0
<b>2 YEARS</b>	<b>25-0</b>	<b>211</b>	<b>23-54</b>	<b>.426</b>	<b>0-0</b>	<b>.000</b>	<b>9-17</b>	<b>.529</b>	<b>12</b>	<b>27</b>	<b>39</b>	<b>1.6</b>	<b>8</b>	<b>44-0</b>	<b>9</b>	<b>12</b>	<b>11</b>	<b>55</b>	<b>2.2</b>
<b>PLAYOFF STATISTICS</b>																			
2008 IND	3-0	24	2-8	.250	0-0	.000	0-0	.000	1	6	7	2.3	1	4-0	1	3	1	4	1.3

## Beverly Williams

#4

Height: 5-9 Weight: 150 Birthdate: January 14, 1976 College/Country: Texas '88  
 TRANSACTIONS - Acquired: May 24, 2000, off waivers from Cleveland | Waived: June 6, 2000

YEAR	G-GS	MIN	FG-A	PCT	3FG-A	PCT	FT-A	PCT	OR	DR	TR	AVG	AST	PF-DQ	ST	TO	BLK	PTS	AVG
2000 IND	1-0	3	0-0	---	0-0	---	0-0	---	0	0	0	0.0	0	2-0	0	0	0	0	0.0

## ALL-TIME ROSTER

**Natalie Williams**

#12

Height: 6-2 Weight: 210 Birthdate: November 30, 1970 College/Country: UCLA '94

TRANSACTIONS - Acquired: May 1, 2003, from San Antonio with Coretta Brown, in exchange for Sylvia Crawley and Gwen Jackson | Retired: August 10, 2005

YEAR	G-GS	MIN	FG-A	PCT	3FG-A	PCT	FT-A	PCT	OR	DR	TR	AVG	AST	PF-DQ	ST	TO	BLK	PTS	AVG
2003 IND	34-34	1054	176-363	.485	0-1	.000	105-148	.709	109	146	255	7.5	46	138-2	43	70	21	457	13.4
2004 IND	34-34	956	133-293	.454	0-4	.000	83-119	.697	93	142	235	6.9	62	122-3	40	65	23	349	10.3
2005 IND	34-34	804	103-248	.415	0-0	.000	45-67	.672	74	112	186	5.5	31	105-3	35	56	12	251	7.4
<b>3 YEARS</b>	<b>102-102</b>	<b>2814</b>	<b>412-904</b>	<b>.456</b>	<b>0-5</b>	<b>.000</b>	<b>233-334</b>	<b>.698</b>	<b>276</b>	<b>400</b>	<b>676</b>	<b>6.6</b>	<b>139</b>	<b>365-8</b>	<b>118</b>	<b>191</b>	<b>56</b>	<b>1057</b>	<b>10.4</b>
<b>PLAYOFF STATISTICS</b>																			
2005 IND	4-4	134	17-40	.425	0-1	.000	13-16	.813	13	17	30	7.5	6	14-0	5	1	2	47	11.8

**Rita Williams**

#23

Height: 5-7 Weight: 135 Birthdate: January 14, 1976 College/Country: Connecticut '98

TRANSACTIONS - Drafted: December 15, 1999, Fourth round (16th overall), 2000 WNBA Expansion Draft | Traded: July 20, 2002, to Houston in exchange for Coquese Washington

YEAR	G-GS	MIN	FG-A	PCT	3FG-A	PCT	FT-A	PCT	OR	DR	TR	AVG	AST	PF-DQ	ST	TO	BLK	PTS	AVG
2000 IND	32-29	1014	112-274	.409	49-131	.374	79-108	.731	22	73	95	3.0	101	69-1	76	69	3	352	11.0
2001 IND	32-29	1042	115-293	.392	41-109	.376	109-130	.838	25	79	104	3.3	114	71-0	72	100	11	380	11.9
2002 IND	20-1	484	39-135	.289	17-67	.254	25-34	.735	10	27	37	1.9	43	34-0	21	29	2	120	6.0
<b>3 YEARS</b>	<b>84-59</b>	<b>2540</b>	<b>266-702</b>	<b>.379</b>	<b>107-307</b>	<b>.349</b>	<b>213-272</b>	<b>.783</b>	<b>57</b>	<b>179</b>	<b>236</b>	<b>2.8</b>	<b>258</b>	<b>174-1</b>	<b>169</b>	<b>198</b>	<b>16</b>	<b>852</b>	<b>10.1</b>

**Christina Wirth**

#34

Height: 6-1 Weight: 172 Birthdate: April 18, 1987 College/Country: Vanderbilt '09

TRANSACTIONS - Drafted: April 9, 2009, Second round (19th overall), 2009 WNBA Draft

YEAR	G-GS	MIN	FG-A	PCT	3FG-A	PCT	FT-A	PCT	OR	DR	TR	AVG	AST	PF-DQ	ST	TO	BLK	PTS	AVG
2009 IND	21-0	121	8-29	.276	5-14	.357	1-1	1.000	3	12	15	0.7	13	12-0	3	3	1	22	1.0
<b>PLAYOFF STATISTICS</b>																			
2009 IND	5-0	27	3-7	.429	0-2	.000	0-0	.000	0	3	3	0.6	2	4-0	0	2	0	6	1.2

**Kara Wolters**

#52

Height: 6-7 Weight: 225 Birthdate: August 15, 1975 College/Country: Connecticut '97

TRANSACTIONS - Drafted: December 15, 1999, Fifth round (17th overall), 2000 WNBA Expansion Draft | Traded: April 11, 2001, to Sacramento for a 2001 first-round pick

YEAR	G-GS	MIN	FG-A	PCT	3FG-A	PCT	FT-A	PCT	OR	DR	TR	AVG	AST	PF-DQ	ST	TO	BLK	PTS	AVG
2000 IND	31-30	793	148-264	.561	0-0	.000	74-100	.740	46	118	164	5.3	39	99-2	12	73	49	370	11.9

**Shavonte Zellous**

#1

Height: 5-10 Weight: 155 Birthdate: August 28, 1986 College/Country: Pittsburgh '09

TRANSACTIONS - Acquired: May 27, 2010, from Tulsa, in exchange for 2011 second-round draft pick

YEAR	G-GS	MIN	FG-A	PCT	3FG-A	PCT	FT-A	PCT	OR	DR	TR	AVG	AST	PF-DQ	ST	TO	BLK	PTS	AVG
2010 IND	27-0	418	47-130	.362	7-25	.280	59-79	.747	14	42	56	2.1	35	55-0	12	33	16	160	5.9
2011 IND	33-2	463	57-130	.438	9-34	.265	58-74	.784	21	59	80	2.4	45	74-1	12	32	15	181	5.5
2012 IND	31-31	692	79-214	.369	19-55	.345	57-74	.770	27	57	84	2.7	54	71-0	23	43	15	234	7.5
2013 IND	29-29	908	146-352	.415	39-112	.348	96-123	.780	27	73	100	3.4	48	93-1	27	54	21	427	14.7
2014 IND	34-33	931	131-319	.411	25-82	.305	87-111	.784	22	72	94	2.8	71	100-1	24	55	16	374	11.0
2015 IND	23-1	511	61-161	.379	7-29	.241	64-83	.771	13	42	55	2.4	43	68-2	22	27	8	193	8.4
<b>6 YEARS</b>	<b>177-96</b>	<b>3923</b>	<b>521-1306</b>	<b>.399</b>	<b>106-337</b>	<b>.315</b>	<b>421-544</b>	<b>.774</b>	<b>124</b>	<b>345</b>	<b>469</b>	<b>2.6</b>	<b>296</b>	<b>461-5</b>	<b>120</b>	<b>244</b>	<b>91</b>	<b>1569</b>	<b>8.9</b>
<b>PLAYOFF STATISTICS</b>																			
2010 IND	3-0	31	3-5	.600	0-1	.000	6-7	.857	1	1	2	0.7	2	3-0	0	2	1	12	4.0
2011 IND	5-1	96	15-35	.429	4-10	.400	9-15	.600	3	10	13	2.6	7	14-0	2	6	3	43	8.6
2012 IND	10-5	279	37-93	.398	8-30	.267	24-28	.857	10	19	29	2.9	17	27-0	9	17	8	106	10.6
2013 IND	4-4	107	17-38	.447	5-12	.417	12-13	.923	4	11	15	3.8	8	12-0	1	0	2	51	12.8
2014 IND	5-5	178	28-72	.389	7-24	.292	9-12	.750	5	12	17	3.4	5	17-0	2	3	4	72	14.4
2015 IND	11-0	237	32-73	.438	4-13	.308	16-20	.800	6	20	26	2.4	21	29-0	8	14	6	84	7.6
<b>6 YEARS</b>	<b>38-15</b>	<b>928</b>	<b>132-316</b>	<b>.418</b>	<b>28-90</b>	<b>.311</b>	<b>76-95</b>	<b>.800</b>	<b>29</b>	<b>73</b>	<b>102</b>	<b>2.7</b>	<b>60</b>	<b>102-0</b>	<b>22</b>	<b>42</b>	<b>24</b>	<b>368</b>	<b>9.7</b>

**ADDITIONAL PLAYERS**

In Fever history, there have been four players on a Fever regular-season roster who have never played any minutes in a regular season game. Those four players are Jenni Benningfield (2004), Tawana McDonald (2002), Kenya Robinson (2001) and Itoro Umoh-Coleman (2001).

## ALL-TIME ROSTER

## ALL-TIME ROSTER BY UNIFORM NUMBERS

*(Listed chronologically by uniform number; most recent player listed first)*

- 0 Shannon Bobbitt, Olympia Scott
- 1 Shavonte Zellous, Khadijah Whittington
- 2 Erlana Larkins, Leigh Aziz
- 3 K.B. Sharp, Chantel Tremittiere
- 4 Sydney Carter, Doneeka Lewis, Coquese Washington, Beverly Williams
- 5 Layshia Clarendon, Roneeka Hodges, Tangela Smith, Sherrill Baker, Deanna Jackson, Danielle McCulley
- 6 Jackie Moore
- 7 Erica White, Ann Strother, Jurgita Streimikyte
- 8 Maggie Lucas, Tammy Sutton-Brown, Kelly Miller
- 10 Jené Morris, LaToya Bond, Gordana Grubin
- 11 Natalie Achonwa, Lynetta Kizer (2014), Karima Christmas (2012-13), Texlin Quinney, Kelly Schumacher (2002-05)
- 12 Lynetta Kizer (2015 to present), Erin Thorn, Jasmine Hassell (5/24/13), Natalie Williams
- 13 Karima Christmas (2014), Erin Phillips, Linda Fröhlich, Zuzi Klimesova, Kenya Robinson, Alessandra Santos de Oliveira
- 14 Briana Butler, Shay Murphy, Coretta Brown
- 15 Nikki McCray, Tan White
- 20 Briann January, Kelly Schumacher (2001)
- 21 Jasmine Hassell (6/21/13 to 8/2/13), Joy Cheek, Tamecka Dixon, Allison Feaster, Yolanda Paige, Monica Maxwell
- 22 Allie Quigley, La'Tangela Atkinson, Stephanie White
- 23 Katie Douglas, Charlotte Smith, Rita Williams
- 24 Tamika Catchings
- 25 Marissa Coleman, Itoro Umoh-Coleman
- 27 Katryna Gaither
- 30 Anna DeForge, Kate Starbird
- 31 Jessica Moore
- 32 Jeanette Pohlen, Ebony Hoffman (2005-10), Bridgett Pettis
- 33 Natasha Howard, Yolanda Griffith, Niele Ivey, Usha Gilmore
- 34 Krystal Thomas, Christina Wirth, Sonja Henning, Ebony Hoffman (2004)
- 35 Kasha Terry
- 40 Tawana McDonald
- 41 Tully Bevilacqua
- 42 Shenise Johnson, Jenni Benningfield, Nadine Malcolm
- 43 Shyra Ely, Alison Bales, Alicia Thompson
- 44 Vicki Hall, Kristen Mann, Astou Ndiaye-Diatta
- 45 Sasha Goodlett, Angie Braziel
- 50 Jessica Davenport, Donna Harrington, Bernadette Ngoyisa
- 51 Jessica Breland
- 52 Kristen Rasmussen, Kara Wolters
- 55 Sheri Sam
- 91 Tamika Whitmore
- 98 Layshia Clarendon (8/23/14)

## ALL-TIME ROSTER BY U.S. COLLEGES

*(Listed alphabetically by school)*

- Alabama-Birmingham:** Deanna Jackson
- Arizona State:** Briann January
- Auburn:** Chantel Tremittiere
- Brigham Young:** Erin Thorn
- California:** Layshia Clarendon
- Cincinnati:** K.B. Sharp
- Clemson:** Itoro Umoh-Coleman
- Connecticut:** Jessica Moore, Kelly Schumacher, Ann Strother, Rita Williams, Kara Wolters
- DePaul:** Allie Quigley
- Duke:** Alison Bales, Joy Cheek, Karima Christmas, Krystal Thomas
- Florida:** Bridgett Pettis
- Florida Atlantic:** Yolanda Griffith
- Florida State:** Roneeka Hodges, Natasha Howard
- Georgia:** Sherrill Baker, Jasmine Hassell, Tawana McDonald, Kelly Miller
- Georgia Tech:** Sasha Goodlett, Kasha Terry
- Harvard:** Allison Feaster
- Iowa:** Tangela Smith
- Kansas:** Tamecka Dixon
- Long Beach State:** Jackie Moore
- Louisiana State:** Doneeka Lewis, Erica White
- Louisiana Tech:** Monica Maxwell
- Maryland:** Marissa Coleman, Lynetta Kizer
- Memphis State:** Tamika Whitmore
- Miami:** Shenise Johnson
- Michigan State:** Kristen Rasmussen
- Mississippi State:** Tan White
- Missouri:** LaToya Bond
- Nebraska:** Anna DeForge
- New Orleans:** Kenya Robinson
- North Carolina:** La'Tangela Atkinson, Jessica Breland, Coretta Brown, Erlana Larkins, Charlotte Smith
- NC State:** Khadijah Whittington
- Notre Dame:** Natalie Achonwa, Katryna Gaither, Niele Ivey, Coquese Washington
- Ohio State:** Jessica Davenport
- Old Dominion:** Donna Harrington
- Penn State:** Maggie Lucas
- Pittsburgh:** Shavonte Zellous
- Providence:** Nadine Malcolm
- Purdue:** Katie Douglas, Stephanie White
- Rutgers:** Usha Gilmore, Tammy Sutton-Brown
- San Diego State:** Jené Morris
- Seton Hall:** Texlin Quinney
- Southern California:** Briana Butler, Ebony Hoffman, Shay Murphy
- Southern Nazarene:** Astou Ndiaye-Diatta
- Stanford:** Sonja Henning, Jeanette Pohlen, Olympia Scott, Kate Starbird
- Syracuse:** Leigh Aziz
- Tennessee:** Shannon Bobbitt, Tamika Catchings, Shyra Ely, Nikki McCray
- Texas:** Vicki Hall, Beverly Williams
- Texas A&M:** Sydney Carter
- Texas Tech:** Angie Braziel, Alicia Thompson
- UCLA:** Natalie Williams
- UC Santa Barbara:** Kristen Mann
- UNLV:** Linda Fröhlich
- Vanderbilt:** Jenni Benningfield, Zuzi Klimesova, Sheri Sam, Christina Wirth
- West Virginia:** Yolanda Paige
- Western Kentucky:** Danielle McCulley

# HONOR ROLL

## ALL-TIME AWARD WINNERS

### WNBA TOP 15 PLAYERS OF ALL-TIME

2011 Tamika Catchings

### WNBA ALL-DECADE TEAM

2006 Tamika Catchings

### WNBA MOST VALUABLE PLAYER

2011 Tamika Catchings

### WNBA FINALS MOST VALUABLE PLAYER

2012 Tamika Catchings

### ALL-WNBA TEAM

2015 Tamika Catchings (2nd team)  
 2013 Tamika Catchings (2nd team)  
 2012 Tamika Catchings (1st team)  
 2011 Tamika Catchings (1st team)  
 2010 Tamika Catchings (1st team)  
 2010 Katie Douglas (2nd team)  
 2009 Tamika Catchings (1st team)  
 2009 Katie Douglas (2nd team)  
 2007 Tamika Catchings (2nd team)  
 2006 Tamika Catchings (1st team)  
 2005 Tamika Catchings (2nd team)  
 2004 Tamika Catchings (2nd team)  
 2003 Tamika Catchings (1st team)  
 2002 Tamika Catchings (1st team)

### WNBA ALL-DEFENSE TEAM

2015 Tamika Catchings (1st team)  
 2015 Briann January (1st team)  
 2014 Briann January (1st team)  
 2014 Tamika Catchings (2nd team)  
 2013 Tamika Catchings (1st team)  
 2013 Briann January (2nd team)  
 2012 Tamika Catchings (1st team)  
 2012 Briann January (1st team)

2011 Tamika Catchings (1st team)  
 2011 Katie Douglas (2nd team)  
 2010 Tamika Catchings (1st team)  
 2010 Tully Bevilaqua (2nd team)  
 2010 Katie Douglas (2nd team)  
 2009 Tamika Catchings (1st team)  
 2009 Tully Bevilaqua (1st team)  
 2008 Tully Bevilaqua (1st team)  
 2008 Tamika Catchings (1st team)  
 2007 Tamika Catchings (1st team)  
 2007 Tully Bevilaqua (2nd team)  
 2006 Tully Bevilaqua (1st team)  
 2006 Tamika Catchings (1st team)  
 2005 Tully Bevilaqua (1st team)  
 2005 Tamika Catchings (1st team)

### WNBA DEFENSIVE PLAYER OF THE YEAR

2012 Tamika Catchings  
 2010 Tamika Catchings  
 2009 Tamika Catchings  
 2006 Tamika Catchings  
 2005 Tamika Catchings

### WNBA MOST IMPROVED PLAYER

2013 Shavonte Zellous  
 2008 Ebony Hoffman  
 2004 \* Kelly Miller  
*\* Co-recipient with Connecticut's Wendy Palmer*

### WNBA ROOKIE OF THE YEAR

2002 Tamika Catchings

### KIM PERROT SPORTSMANSHIP AWARD

2013 \* Tamika Catchings  
 2010 Tamika Catchings  
 2007 Tully Bevilaqua  
*\* Co-recipient with Chicago's Swin Cash*

### DAWN STALEY LEADERSHIP AWARD

2007 Tamika Catchings

### WNBA COMMUNITY ASSIST AWARD

August 2015 Briann January  
 May 2015 Jeanette Pohlen  
 August 2014 Briann January  
 August 2013 Katie Douglas  
 July 2013 Tamika Catchings  
 July 2011 Tamika Catchings  
 August 2010 Katie Douglas  
 July 2006 Tamika Catchings  
 Offseason 2005-06 Olympia Scott  
 July 2005 Tamika Catchings  
 Offseason 2004-05 Ebony Hoffman  
 August 2004 Natalie Williams  
 June 2004 Tamika Catchings  
 Offseason 2003-04 Niele Ivey  
 August 2003 Tamika Catchings  
 June 2003 Tamika Catchings  
 Offseason 2002-03 Kelly Schumacher  
 August 2002 Tamika Catchings  
 Offseason 2001-02 Tamika Catchings

### WNBA EASTERN CONFERENCE

#### PLAYER OF THE MONTH

August 2014 Tamika Catchings  
 August 2012 Tamika Catchings  
 July 2010 Tamika Catchings

### WNBA EASTERN CONFERENCE

#### PLAYER OF THE WEEK

July 5, 2015 Tamika Catchings  
 July 18, 2014 Tamika Catchings  
 June 1, 2014 Briann January  
 September 1, 2013 Tamika Catchings  
 July 22, 2013 Tamika Catchings  
 September 4, 2012 Tamika Catchings  
 August 20, 2012 Tamika Catchings

July 25, 2012 Tamika Catchings  
 May 29, 2012 Tamika Catchings  
 June 13, 2011 Katie Douglas  
 August 9, 2010 Tamika Catchings  
 July 18, 2010 Tamika Catchings  
 August 10, 2009 Katie Douglas  
 August 3, 2009 Katie Douglas  
 July 6, 2009 Tammy Sutton-Brown  
 June 29, 2009 Tamika Catchings  
 September 15, 2008 Tammy Sutton-Brown  
 June 2, 2008 Katie Douglas  
 July 9, 2007 Tamika Catchings  
 June 11, 2007 Tamika Catchings

### WNBA PLAYER OF THE WEEK

July 24, 2006 Tamika Catchings  
 July 18, 2005 Tamika Catchings  
 June 20, 2005 Tamika Catchings  
 August 22, 2005 Tamika Catchings  
 June 21, 2004 Tamika Catchings  
 June 7, 2004 Tamika Catchings  
 June 30, 2003 Tamika Catchings  
 August 12, 2002 Tamika Catchings  
 June 3, 2002 Tamika Catchings

## WNBA ALL-STAR GAME APPEARANCES

Date	Player	Role	Min	FG-A	3P-A	FT-A	OFF	DEF	TOT	A	PF	ST	TO	BLK	PTS	Site
7/16/01	Rita Williams	Reserve	9	0-2	0-2	0-0	0	0	0	1	0	0	0	0	0	Orlando, Fla. (TD Waterhouse Centre)
7/15/02	Tamika Catchings	Starter	21	4-12	2-5	2-2	3	6	9	1	3	1	1	4	12	Washington, D.C. (MCI Center)
7/12/03	Tamika Catchings	Starter	30	6-15	4-6	1-2	2	2	4	2	4	2	5	0	17*	New York, N.Y. (Madison Square Garden)
	Natalie Williams	Reserve	22	3-5	0-0	0-0	7	4	11*	1	1	3	1	0	6	
7/9/05	Tamika Catchings	+Starter	24	7-11	0-2	4-5	2	4	6	2	3	2	1	0	18	New York, N.Y. (Madison Square Garden)
7/12/06	Tamika Catchings	++Starter		DNP-Injured												New York, N.Y. (Madison Square Garden)
	Tamika Whitmore	Reserve	17:32	4-8	1-2	0-0	2	2	4	0	0	1	5	2	9	
7/15/07	Tamika Catchings	Starter	27:17	5-14	1-4	4-4	4	7	11	7	3	1	1	0	15	Washington, D.C. (Verizon Center)
	Anna DeForge	Starter	13:14	1-5	0-1	0-0	0	0	0	1	0	0	0	0	2	
	Tammy Sutton-Brown	Reserve	10:11	0-1	0-0	0-0	0	3	3	0	3	0	3	0	0	
7/25/09	Tamika Catchings	++Starter	18:19	3-10	0-3	1-2	1	3	4	5	0	0	2	1	7	Uncasville, Conn. (Mohegan Sun Arena)
	Katie Douglas	Starter	22:01	4-11	3-9	0-0	1	2	3	5	1	1	2	2	11	
	Lin Dunn	Head Coach														
7/10/10	Tamika Catchings, USA	+Starter	5:39	1-3	1-1	0-0	0	1	1	4	0	1	0	0	3	Uncasville, Conn. (Mohegan Sun Arena)
	#Katie Douglas, WNBA	+Starter	24:06	6-15	2-8	1-2	0	2	2	2	0	3	2	0	15	
7/23/11	Tamika Catchings	++Starter	19:11	4-10	1-4	2-2	0	4	4	2	3	3	1	1	11	San Antonio, Texas (AT&T Center)
	Katie Douglas	Starter	19:11	5-8	3-6	2-2	0	3	3	2	0	2	1	1	15	
7/27/13	Tamika Catchings	Starter	13:00	3-7	0-1	0-0	1	4	5	1	2	0	0	0	6	Uncasville, Conn. (Mohegan Sun Arena)
	Shavonte Zellous	Reserve	18:53	2-8	0-3	0-0	0	1	1	2	2	1	1	0	4	
	Lin Dunn	Head Coach														
7/19/14	Tamika Catchings	Starter	24	7-17	0-3	0-0	5	8	13*	2	2	5*	1	1	14	Phoenix, Ariz. (US Airways Center)
	Briann January	Reserve	17	3-6	3-5	0-0	0	1	1	4	1	0	3	0	9	
7/25/15	Tamika Catchings	Starter	20	4-8	0-0	0-0	1	9	10	6	0	0	2	0	8	Uncasville, Conn. (Mohegan Sun Arena)
	Marissa Coleman	Reserve	18	2-8	2-5	0-0	1	0	1	2	1	0	0	0	6	

++ Most votes in WNBA | + Most votes in Eastern Conference | \* All-Star Game Leader | # Champion, 3-point shooting competition

- No All-Star Games were conducted in 2008 or 2012, due to tightened schedules to accommodate the 2008 Olympics in Beijing, China and 2012 Olympics in London, England.
- The 2010 All-Star showcase was billed as "Stars at the Sun," in a USA vs. WNBA format designed to serve as a training competition for USA Basketball, prior to the 2010 World Championships. Fan balloting determined guaranteed participants in the game. Tamika Catchings represented USA Basketball. Katie Douglas played for the WNBA.
- No All-Star Game was conducted in 2004. Natalie Williams represented the WNBA as part of a WNBA Select Team vs. Team USA exhibition at Radio City Music Hall in New York (Aug. 5, 2004). Tamika Catchings played for Team USA as part of training prior to the 2004 Olympics.



## ALL-STAR GAME HISTORY



In 2009, Fever coach Lin Dunn became the first Indiana coach named to lead the Eastern Conference All-Star Team. She was joined at the All-Star Game, played at Mohegan Sun Arena in Uncasville, Conn., by assistant coaches Gary Kloppenburg (left) and Jim Lewis (right) and trainer Craig Stull (not pictured). Representing the Fever on the team were All-Star starters Tamika Catchings (24) and Katie Douglas (23). Both Fever starters were selected by fan balloting. Catchings was the league's top overall vote-getter.



In 2013, Fever coach Lin Dunn led the Eastern Conference All-Stars for the second time. She was joined at the All-Star Game, played at Mohegan Sun Arena in Uncasville, Conn., by assistant coaches Stephanie White (not pictured) and Mickie DeMoss (second from left) and trainer Todd Champlin (right). Representing the Fever on the team were All-Star starters Tamika Catchings (standing, 4th from left) and Shavonte Zellous (seated, far left).











# FUN YOU LIKE WHERE YOU LIVE!



You can be a spectator or a participant with IndyStar's Things to Do app. We bring you the best local sports, outdoor fun and great family fun Indy has to offer. It's the fun you want, where you live.

**Download** the IndyStar Things to Do app today!

# INDYSTAR