

2015 INDIANA FEVER MEDIA GUIDE



TEN CONSECUTIVE WNBA PLAYOFF APPEARANCES

Head Coach
Stephanie
White



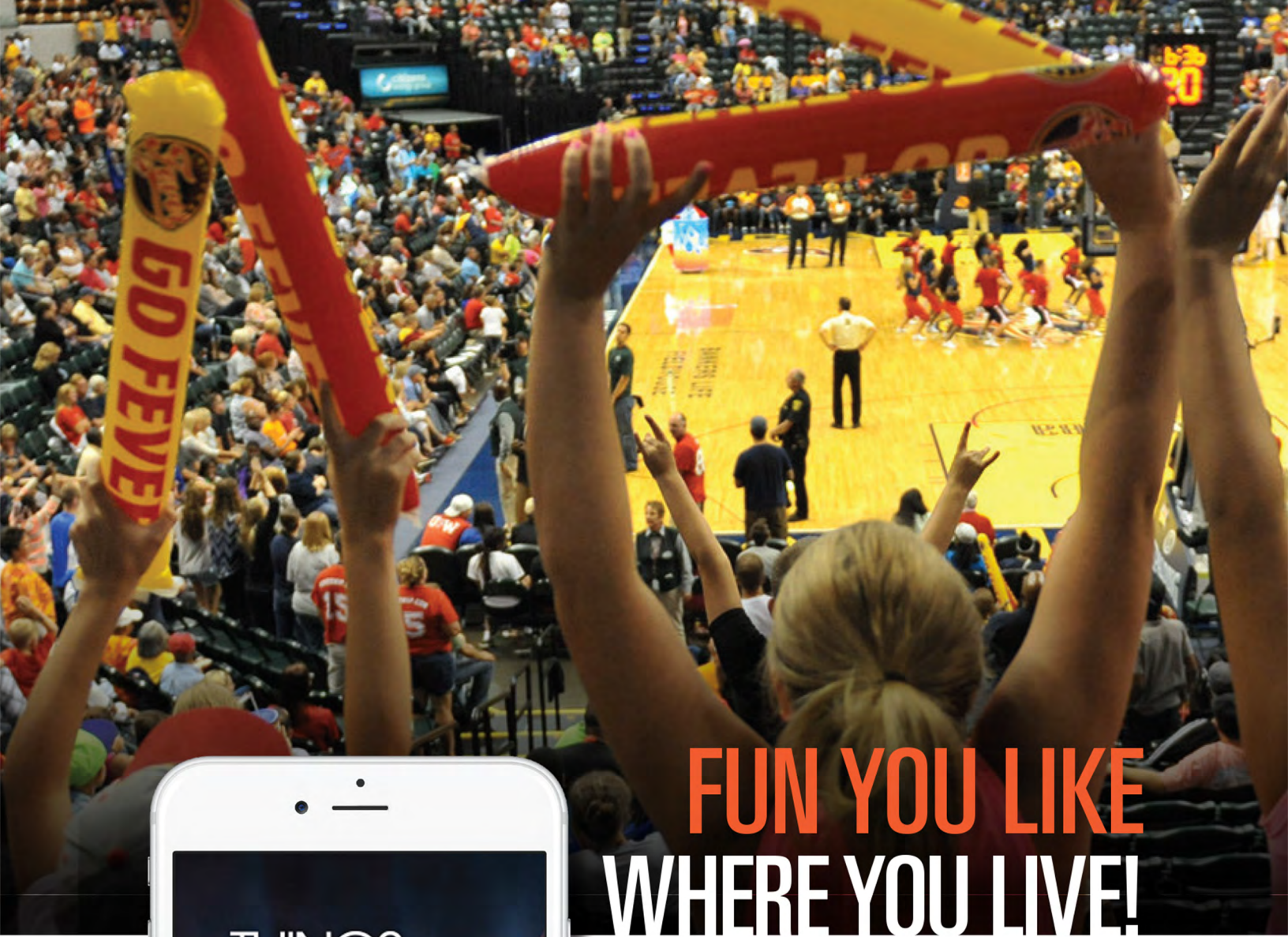
Erlana
Larkins

Shavonte
Zellous

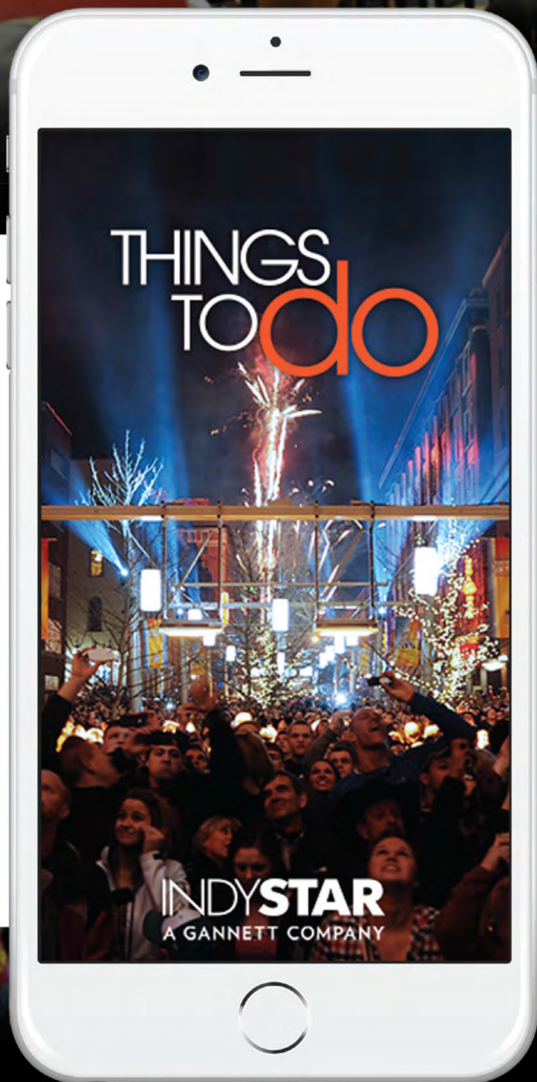
Briann
January

Tamika
Catchings

FEVERBASKETBALL.COM



FUN YOU LIKE WHERE YOU LIVE!



You can be a spectator or a participant with IndyStar's Things to Do app. We bring you the best local sports, outdoor fun and great family fun Indy has to offer. It's the fun you want, where you live.

Download the IndyStar Things to Do app today!

INDYSTAR

TABLE OF CONTENTS

INTRODUCTION	1-8	Team & Individual Superlatives	54	Los Angeles Sparks	136-137
Quick Facts	1	Top Performances & Tendencies	55	Minnesota Lynx	138-139
2015 Indiana Fever Schedule & Roster	2-3	Fever & Opponents Team Statistics	56	New York Liberty	140-141
Bankers Life Fieldhouse	4-5	REGULAR SEASON RECORDS	57-74	Phoenix Mercury	142-143
Welcome to Indianapolis	6	Annual Team Statistics and Coaching Records	58	San Antonio Silver Stars	144-145
Finish Line Jersey Partnership	7	Attendance and Annual Statistical Leaders	59	Seattle Storm	146-147
Media Information	8	Fever vs. WNBA: All-Time Series and Venues	60	Tulsa Shock	148-149
FEVER FRONT OFFICE	9-22	Fever Team Records	61-63	Washington Mystics	150-151
PS&E Staff Directory	10-11	Fever Individual Records	64-66	2014 WNBA Recap	152-154
PS&E Owner and Chief Executives	12-13	Miscellaneous Individual Records	67	WNBA Playoff Format	155
President & General Manager Kelly Krauskopf	14	Fever Rookie Records	68	WNBA Court Diagram	156
PS&E Senior Management & VPs	15	Fever Top Scoring Performances	69		
Fever Basketball Corporation	16	Fever Double-Double Performances	70		
Game Entertainment – Freddy Fever & Inferno	17	Opponent Team Records	71-72		
Fever Broadcasters	18	Opponent Individual Records	72		
Fever In The Community	19-21	Opponent Top Scoring Performances and Double-Doubles	73		
Pacers Foundation, Inc.	22				
MEET THE FEVER	23-48	PLAYOFF HISTORY AND RECORDS	75-88		
Head Coach Stephanie White	24	Playoffs Summary, Annual Team Statistics and Seeding	76		
Coaching Staff	25-26	Playoffs Attendance Records	77		
Natalie Achonwa	27	All-Time Playoff Results	78-79		
Briana Butler	28	Fever Team Playoff Records	80-82		
Tamika Catchings	29-33	Fever Individual Playoff Records	83-85		
Layshia Clarendon	34	Fever Top Scorers & Double-Doubles	86		
Marissa Coleman	35-36	Opponent Top Scorers & Double-Doubles	87		
Natasha Howard	37	Opponent Single-Game Playoff Records	88		
Briann January	38-39				
Shenise Johnson	40	FRANCHISE HISTORY	89-128		
Lynetta Kizer	41	Great Dates In Franchise History	90-97		
Erlana Larkins	42-43	Draft History	98		
Maggie Lucas	44	Annual Statistics & Results (2000-2013)	99-112		
Jeanette Pohlen	45-46	All-Time Roster	113-126		
Shavonte Zellous	47-48	Honor Roll	127-128		
2014 YEAR IN REVIEW	49-56	THE WNBA	129-156		
Record Breakdown	50	Atlanta Dream	130-131		
Day-by-Day Results	51	Chicago Sky	132-133		
Final Statistics	52	Connecticut Sun	134-135		
Season Highs	53				

All WNBA and team insignia depicted in this publication are the property of WNBA Enterprises, LLC., and the respective teams and may not be reproduced for commercial purposes without the prior written consent of WNBA Enterprises, LLC. The information contained in this publication was compiled by the Indiana Fever and is provided as a courtesy to our fans and the press and may be used only for personal or editorial purposes. Any commercial use of this information is prohibited without the prior written consent of the Indiana Fever.



WRITTEN BY:
David Benner, Wes Kaminski and Kevin Messenger

EDITED BY:
Wes Kaminski, Alex Klein and Kevin Messenger

PHOTOS:
Frank McGrath and Jessica Hoffman, Pacers Sports & Entertainment; Ron Hoskins, NBAE/Getty Images; Indianapolis Convention & Visitors Association

FRANCHISE QUICK FACTS

ADDRESS

125 S. Pennsylvania Street
Indianapolis, Ind. 46204
Tel: (317) 917-2500
Fax: (317) 917-2799



FAN INFORMATION

Ticket Information..... (317) 917-2500
Single-Game Ticket Information..... (877) WNBA TIX
Website..... FeverBasketball.com
Facebook..... Facebook.com/IndianaFever
Twitter..... @IndianaFever
Instagram..... @IndianaFever

QUICK FACTS

Conference..... Eastern
Arena..... Bankers Life Fieldhouse (9,210 WNBA | 18,165 NBA)
Colors..... Blue (PMS 282), Red (PMS 186), Gold (PMS 123)
Flagship Radio..... 107.5/1070 The Fan
TV..... FOX Sports Indiana, WISH-TV and MyIndy-TV 23 (WNDY)
Broadcasters Chris Denari, Debbie Antonelli, Pat Boylan, Tully Bevilacqua

TEAM HISTORY

Franchise Evolution..... Indiana Fever, 2000 to present
Franchise Record..... 264-240 (.524)
Franchise Playoffs Record (through 2013)..... 26-25 (.510)
WNBA Titles..... 1 (2012)
2013 Record..... 16-18, 4th in East
2013 Playoffs..... Eastern Conference Finals
..... defeated Chicago, 2-0; lost to Atlanta, 2-0

2014 RECAP

Record..... 16-18
vs. Eastern Conference..... 12-10
Home..... 7-10
Road..... 9-8
Finish..... T-2nd in East

2015 SCHEDULE

REGULAR SEASON

JUNE			OPPONENT	TIME (ET)	RADIO	TV	WEBCAST
Fri.	5	at	Chicago	8:30 p.m.	107.5/1070		FeverBasketball.com
Sat.	6		Minnesota	7:00 p.m.		FSI	FeverBasketball.com
Tue.	9	at	New York	7:00 p.m.			FeverBasketball.com
Fri.	12		Phoenix	7:00 p.m.	107.5/1070	FSI	FeverBasketball.com
Sun.	14		Chicago	1:00 p.m.	107.5/1070	ESPN2	ESPN3.com
Tue.	16	at	Atlanta	12:00 p.m.		NBATV	FeverBasketball.com
Fri.	19	at	New York	7:30 p.m.	107.5/1070		FeverBasketball.com
Sat.	20		Washington	7:00 p.m.	107.5/1070	WISH	FeverBasketball.com
Fri.	26		Chicago	7:00 p.m.		WNDY	FeverBasketball.com
Tue.	30	at	Connecticut	7:00 p.m.			FeverBasketball.com
JULY							
Thu.	2		Washington	7:00 p.m.	107.5/1070		FeverBasketball.com
Wed.	8		Seattle	12:00 p.m.			FeverBasketball.com
Fri.	10		San Antonio	7:00 p.m.	107.5/1070	WNDY	FeverBasketball.com
Wed.	15		Tulsa	7:00 p.m.	107.5/1070	FSI	FeverBasketball.com
Fri.	17	at	Washington	7:00 p.m.	107.5/1070		FeverBasketball.com
Sat.	18	at	Connecticut	7:00 p.m.			FeverBasketball.com
Tue.	21	at	San Antonio	12:30 p.m.			FeverBasketball.com
Wed.	29		New York	7:00 p.m.	107.5/1070		FeverBasketball.com
AUGUST							
Sun.	2		Connecticut	6:00 p.m.	107.5/1070	FSI	FeverBasketball.com
Tue.	4	at	Chicago	8:00 p.m.			FeverBasketball.com
Fri.	7		Atlanta	7:00 p.m.	107.5/1070	FSI/NBATV	FeverBasketball.com
Tue.	11	at	Washington	7:00 p.m.			FeverBasketball.com
Sun.	16	at	Phoenix	7:00 p.m.	107.5/1070	ESPN2	ESPN3.com
Tue.	18	at	Los Angeles	10:30 p.m.	107.5/1070	NBATV	FeverBasketball.com
Fri.	21	at	Seattle	10:00 p.m.	107.5/1070		FeverBasketball.com
Sun.	23		New York	6:00 p.m.	107.5/1070	FSI	FeverBasketball.com
Wed.	26		Los Angeles	7:00 p.m.	107.5/1070	WNDY/NBATV	FeverBasketball.com
Fri.	28		Atlanta	7:00 p.m.			FeverBasketball.com
Sun.	30	at	Tulsa	4:30 p.m.			FeverBasketball.com
SEPTEMBER							
Tue.	1		Connecticut	7:00 p.m.			FeverBasketball.com
Fri.	4	at	Minnesota	8:00 p.m.			FeverBasketball.com
Tue.	8	at	Washington	7:00 p.m.			FeverBasketball.com
Fri.	11	at	Atlanta	7:30 p.m.		WNDY	FeverBasketball.com
Sun.	13		New York	5:00 p.m.		WNDY/NBATV	FeverBasketball.com

All times are ET | Times are subject to change

For season or group ticket information, call (317) 917-2528.

- Select games are broadcast live locally on 107.5/1070 The Fan (Radio), FOX Sports Indiana (regional TV) and WISH/WNDY (local TV). Additional games air nationally on NBATV.
- A live streaming webcast is available for all games on FeverBasketball.com or ESPN3.com, during national ESPN2 telecasts.
- Webcasts during games televised on FOX Sports Indiana may not be available in local market areas due to blackout restrictions.

2015 INDIANA FEVER ROSTER

ALPHABETICAL ROSTER

NO	PLAYER	POS	HT	WT	BIRTHDATE	SCHOOL 'YR	WNBA YRS	PRONUNCIATION
11	Natalie Achonwa	C	6-4	183	11/22/1992	Notre Dame '14	R	Natalie ACHONWA – uh-CHON-wuh
14	Briana Butler	G	6-0	150	08/16/1990	USC '12	3	BRIANA Butler - bree-ON-uh
24	Tamika Catchings	F	6-1	167	07/21/1979	Tennessee '01	14	TAMIKA Catchings – tuh-MEE-kuh
5	Layshia Clarendon	G	5-9	140	05/02/1991	California '13	2	LAYSHIA Clarendon – LAY-shuh (rhymes with Asia)
25	Marissa Coleman	G-F	6-1	160	01/04/1987	Maryland '09	6	
33	Natasha Howard	F	6-3	169	09/02/1991	Florida State '14	1	
20	Briann January	G	5-8	144	01/11/1987	Arizona State '09	6	BRIANN January – bree-ON
42	Shenise Johnson	G	5-11	172	12/08/1990	Miami '12	3	SHENISE Johnson – shuh-NIECE
12	Lynetta Kizer	F	6-4	230	04/04/1990	Maryland '12	3	
2	Erlana Larkins	F	6-1	205	04/02/1986	North Carolina '08	5	ERLANA Larkins – er-LANE-uh
8	Maggie Lucas	G	5-10	152	11/29/1991	Penn State '14	1	
32	Jeanette Pohlen	G	6-0	171	05/02/1989	Stanford '11	3	Jeanette POHLEN – PO-lin
1	Shavonte Zellous	G	5-10	155	08/28/1986	Pittsburgh '09	6	SHAVONTE ZELLOUS – shuh-VON-tay ZELL-us

NUMERICAL ROSTER

NO	PLAYER	POS	HT	WT	BIRTHDATE	SCHOOL 'YR	WNBA YRS	PRONUNCIATION
1	Shavonte Zellous	G	5-10	155	08/28/1986	Pittsburgh '09	6	SHAVONTE ZELLOUS – shuh-VON-tay ZELL-us
2	Erlana Larkins	F	6-1	205	04/02/1986	North Carolina '08	5	ERLANA Larkins – er-LANE-uh
5	Layshia Clarendon	G	5-9	140	05/02/1991	California '13	2	LAYSHIA Clarendon – LAY-shuh (rhymes with Asia)
8	Maggie Lucas	G	5-10	152	11/29/1991	Penn State '14	1	
11	Natalie Achonwa	C	6-4	183	11/22/1992	Notre Dame '14	R	Natalie ACHONWA – uh-CHON-wuh
12	Lynetta Kizer	F	6-4	230	04/04/1990	Maryland '12	3	
14	Briana Butler	G	6-0	150	08/16/1990	USC '12	3	BRIANA Butler - bree-ON-uh
20	Briann January	G	5-8	144	01/11/1987	Arizona State '09	6	BRIANN January – bree-ON
24	Tamika Catchings	F	6-1	167	07/21/1979	Tennessee '01	14	TAMIKA Catchings – tuh-MEE-kuh
25	Marissa Coleman	G-F	6-1	160	01/04/1987	Maryland '09	6	
32	Jeanette Pohlen	G	6-0	171	05/02/1989	Stanford '11	3	Jeanette POHLEN – PO-lin
33	Natasha Howard	F	6-3	169	09/02/1991	Florida State '14	1	
42	Shenise Johnson	G	5-11	172	12/08/1990	Miami '12	3	SHENISE Johnson – shuh-NIECE

HEAD COACH: Stephanie White, Purdue '99

ASSISTANT COACH: Gail Goestenkers, Saginaw Valley State '85

ASSISTANT COACH: Gary Kloppenburg, UC San Diego '81

ATHLETIC TRAINER: Todd Champlin, Daemen College '82

STRENGTH & CONDITIONING COACH: Josh Jones, Indiana State '09

PLAYER DEVELOPMENT COACH: Carlos Knox, IUPUI '98

VIDEO COORDINATOR: Lindsay Davis, Iowa '07

BASKETBALL & OPERATIONS COORDINATOR: Drew Stanich, Indiana '14

Gail GOESTENKORS – GUESS-ten-kors

BANKERS LIFE FIELDHOUSE

With 750,000 square feet and 18,165 seats, this is a fairly new house that is, remarkably, in just its 15th year, an old home.

Bankers Life Fieldhouse, opened Nov. 6, 1999, when the Indiana Pacers hosted the Boston Celtics, is a step into the future while taking a walk back into history. It's big, yet comfortable. It has all the modern appliances, yet there's that favorite old picture on the wall. It is a building that is unique in today's sports society because the extra effort was made to make it that way. In other words, if you have a religion, you must build the appropriate cathedral.

In Indiana, basketball is religion. Bankers Life Fieldhouse is a cathedral. That's why the home of the Indiana Pacers and Indiana Fever is unique.

"We wanted this building to have a kind of special feeling to it, that when people came into it they felt part of the tradition that the building is for," said Donnie Walsh, then the Pacers Sports & Entertainment CEO & President who was instrumental in the Fieldhouse becoming a reality. "I think this is a pure basketball arena that reflects the game itself and the roots of the game."

Ground was broken on July 22, 1997 on the \$183 million multi-purpose facility and while there were blueprints, a scale model and dreams, it was hard for anyone at the time to fathom what would evolve. But what has risen 14 stories into the Indianapolis skyline is a fit perfect for the city, the state, the game of basketball at any level and the various events a facility of this type would host.

"There are so many features that make it one-of-a-kind," said Tom Proebstle, Project Designer for Ellerbe Beckett, the Fieldhouse design firm. "The most obvious feature is the two huge glass curtain walls facing east and west that mark the beginning of an incredible architectural promenade as you are approaching downtown on the highway and see the lit-up glass set against the Indianapolis skyline. No other arena in the world can claim this. I'm sure it will be copied many times over."

That's the view from the outside. Inside, the unique look and feel of Bankers Life Fieldhouse takes over. The Indiana University Health Entry Pavilion is a vast gathering place that funnels fans to the Grand Staircase. As patrons make their way up the staircase, their view takes them to their first look at the seating bowl (another unique feature) or to large memorabilia cases on each side of the entrance to the Fieldhouse seating bowl.

From there, no matter which direction one takes, it's a nostalgic look. From the signage, to the concession stands, to the sponsor pavilions, to the bathrooms, to the one-of-a-kind Practice Court, to the light fixtures, to the scoreboard, Bankers Life Fieldhouse is unique, distinct and, as Pacers' great Reggie Miller described, "Unbelievable. Absolutely unbelievable. Far beyond my expectations."

Bankers Life Fieldhouse has suites (69), club seats (2,400) and state-of-the-art amenities. But it has a look and feel unlike any other indoor facility.

This unique feel has brought many comparisons and compliments to Bankers Life Fieldhouse. The USA Today calls the Fieldhouse "A Cathedral to Basketball" and Amusement Business Magazine refers to Bankers Life Fieldhouse as "The Camden Yards of



Basketball." NBC's Bob Costas said Bankers Life Fieldhouse "is winning raves all around the league, many think it's the best building in the NBA."

A 2006 survey by the Sports Business Journal ranked Bankers Life Fieldhouse as the No. 1 venue in the NBA. An informal ranking in the Orange County Register, in 2008, echoed the same rating.

In addition to hosting the Indiana Pacers and Fever, the Fieldhouse has hosted major boxing events and visits from Pavarotti, Bill Cosby, Bruce Springsteen, Elton John and Billy Joel, Bob Seger, George Strait & Reba McEntire, The Boston Pops, John Mellencamp, Paul McCartney, Tim McGraw & Faith Hill, The Dixie Chicks, NSync, AC/DC, Britney Spears, Carrie Underwood, Crosby Stills, Nash & Young, Kid Rock, U2, Hannah Montana, Disney On Ice and Dancing With

The Stars. It has also played host to the 2002 FIBA World Basketball Championships, the 2004 FINA World Short Course Swimming Championships and the United States Gymnastics Championships. In April 2011, it played host to the NCAA Women's Final Four. In 2012 the Fieldhouse provided a border to the east side of the Super Bowl Village for Super Bowl XLVI. It has been a nearly annual host of the Big Ten Conference men's and women's basketball tournaments, and a gathering point for the National FFA Convention – the nation's largest annual youth gathering.

Additionally, Bankers Life Fieldhouse has been cited for its compliance and exceeding of ADA (Americans with Disabilities Act) requirements.



Bankers Life Fieldhouse was the host site of the 2011 NCAA Women's Final Four, welcoming Connecticut, Stanford, Notre Dame and Texas A&M to Indianapolis. Texas A&M defeated Notre Dame to earn its first national championship. The Women's Final Four returns to The Fieldhouse, April 3 & 5, 2016.

A basketball and entertainment showplace, Bankers Life Fieldhouse has regularly been rated as the top arena in the NBA.

BANKERS LIFE FIELDHOUSE

QUICK FACTS

- Ground breaking was on July 22, 1997.
- Approximately 300,000 cubic yards of dirt were removed from the construction site.
- The world’s largest crane was brought in to install tresses on top of building. The crane was so large it was disassembled before being brought into the structure and reassembled on the ground level once inside the structure.
- Was the first retro-styled facility in the NBA.
- Main Concourse width ranges from 24 to 60 feet.
- 69 luxury suites available for sale and two hospitality suites available for rent.
- Founders Level Suites are 16 rows from courtside seating.
- Approximately five trips around the Main Concourse equal a mile.
- Four main stairwells with approximately 1,014 steps.
- Assisted listening devices available for events as well as sign language interpreters
- Concierge on staff at all events to assist with guest needs
- Heating ducts under plazas melt ice during cold weather
- The ice that is used for hockey takes approximately eight hours to make. (Pipes under the floor are filled with a substance that freezes the floor to approximately 12-15 degrees.)



ADDITIONAL FACTS AND FIGURES

Owner:	Capital Improvements Board, City of Indianapolis
Construction Managers:	Huber, Hunt & Nichols, Inc./Smoot in conjunction with J. Beard Management Associates
Architect:	Ellerbe Becket Architects & Engineers
Operator:	Pacers Sports & Entertainment
Cost:	\$183 million
Capacity:	18,165 (for basketball)
Acres:	6.2
Square Feet:	750,000
Cubic Feet of Volume:	10,000,000
Limestone:	1,800 pieces totaling 660 tons; 6,500 linear feet
Blocks:	550,000
Bricks:	600,000
Glass:	58,000 square feet, 782 panes
Cable:	38,000 miles
Lights:	8,917
Roof:	14 stories high (approximately 170') (2,600 tons of steel)
Workers to build:	1,200 (approximately 1,461,359 man-hours)
Concession stands:	54 (106 points of sale)
Restrooms:	71 (570 fixtures)
Drinking Fountains:	33
Elevators:	7
Pay Phones:	36 (TDD access on all levels)
ATM Machines:	4
	Star Financial – Indiana University Health Entry Pavilion
	Star Financial – Main Concourse, Section 3
	Old National Bank – Main Concourse, Section 19
	Indiana Members Credit Union – Balcony Level, Section 211
First Aid offices:	3
Box Office windows:	18
Cat Walk:	approximately 148' from Event Level
Main Scoreboard:	Installed in 2012: Rectangular, center-hung design with two 50' by 21' and two 25' by 14' 1080p HD Mitsubishi Electric Diamond Vision 6mm LED video screens
Seat size:	20" on Lower/Balcony Levels; 21" on Krieg DeVault Club Level; 22 in Suites
Naming Rights Partner:	Bankers Life & Casualty Company
Sponsor Pavilions:	5 (Budweiser, Indianapolis Motor Speedway, The Indianapolis Star, Maker's Mark, Indiana University Health)
Level Partners:	2 (First Financial Bank Level; Krieg DeVault Club Level)
The basketball in Home Court:	18' across (each section is 18'x 9'x 6'); 3,860 lbs.; 820 man-hours to construct; 6,870 dimples (hand carved and painted by one man); makes one revolution per minute and rotates at a 22 degree incline; powered by a 1/4 HP motor; constructed out of steel and wrapped with fiberglass

The first public audience at Bankers Life Fieldhouse saw the Indiana Pacers defeat the Boston Celtics, 115-108, on Nov. 6, 1999.

WELCOME TO INDIANAPOLIS

What's to love about Indianapolis?

Plenty.

There are big-time professional and college sports, led by the NBA Indiana Pacers, the 2012 WNBA champion Indiana Fever and past NFL Super Bowl champion Indianapolis Colts.

There is the world-famous Indianapolis Motor Speedway, home to the world's two largest single-day sporting events (the Indianapolis 500 and the Allstate 400 at the Brickyard). The Speedway's Hall of Fame Museum is a year-round attraction.

There is the city's renowned reputation as an amateur sports capital, serving as home to the National Collegiate Athletic Association (NCAA), four national sports governing bodies, Super Bowl XLVI, NCAA Men's and Women's Final Fours, the Big Ten Men's and Women's Basketball Tournaments, Big Ten Football Championship and numerous regional, national and international championships.

Besides the Indianapolis Motor Speedway, it boasts three of the finest sports venues in the world: Bankers Life Fieldhouse (home to the Pacers and Fever), Lucas Oil Stadium (home to the Colts) and Victory Field (home to the Triple-A Indianapolis Indians), not to mention historic Hinkle Fieldhouse on the campus of Butler University. Just a short walk from the NCAA offices and NCAA Hall of Champions are another pair of world-class venues downtown, on the campus of Indiana University-Purdue University Indianapolis (IUPUI). The IUPUI Natatorium has been a frequent host to U.S. Olympic Trials, and the Michael Carroll Track & Field Stadium is a frequent host of Olympic Trials events and the USA Outdoor Track & Field Championships.

Indy is home to six unique "cultural districts," each bustling with its own distinct flavor, flair and mix of pubs, restaurants, shops, arts and attractions.

Then there is a world-class urban park, White River State Park, with five major attractions within steps of each other. Stroll from the Indianapolis Zoo to the Indiana State Museum to the NCAA Hall of Champions to the Eiteljorg Museum of American Indians and Western Art to the Medal of Honor Winners Memorial. In the summertime, you can also catch a concert performed by renowned recording artists at The Lawn or a baseball game at Victory Field.

White River State Park also serves as the portal to the enchanting Central Canal, an ideal place to walk, jog or ride its one-and-a-half-mile length on a pedal boat or gondola.

The park is just one of 50 major attractions located within Indy's deliberately designed downtown that places dozens of hotels, more than 200 restaurants, shopping (including the 100 stores and shops of Circle Centre mall), cultural attractions and sports venues such as Bankers Life Fieldhouse and Lucas Oil Stadium within a few blocks. Even better, most are connected by the city's system of enclosed skywalks.



Just a short distance from downtown, the Children's Museum of Indianapolis, the world's largest, beckons to the young and young of heart. Nearby is the Indianapolis Museum of Art, which houses one of the largest general collections in the United States.

Other major attractions ring the city, including the delightful Conner Prairie, a living history museum that instantly transports visitors to 19th century Indiana; Traders Point Creamery, an organic farm featuring award-winning dairy products, or the enchanting village of Zionsville.

But as much as there is to love about Indiana's capital city, it's only getting better.

The 63,000-seat Lucas Oil Stadium opened in August 2008. Featuring a retractable roof, this multi-function stadium is not just home to the Colts, but the 2010 NCAA Men's Final Four, the 2011, 2012 and 2013 Big Ten Football Championship Games, the 2012 Super Bowl, music competitions, conventions, trade shows and concerts. The 2015 NCAA Men's Final Four returns in 2015.

The new \$1 billion Weir Cook Terminal also has opened at Indianapolis International Airport. It is the first terminal to be constructed post-9/11 and features state-of-the-art security and convenience.

Recently completed is a complex of four hotel properties known as Marriott Place. The complex, adjacent to White River State Park and the Indiana Convention Center, includes 1,600 rooms and brings to 4,700 rooms (most in the country) connected to a convention center complex.

Also recently completed is Indy's "Cultural Trail." The landscaped trail will link the city's six cultural districts with biking and pedestrian pathways that will feature public art.

Whatever your pleasure – nightlife, museums, sports, music, arts, dining, shopping – it can be found in Indianapolis, all contained in a remarkable package of ease and convenience.

Go to www.visitindy.com for information, events, contests, hotel deals and podcasts.

The city of Indianapolis played host to the 2005 and 2011 NCAA Women's Final Fours, and hosts the event again in 2016.

FINISH LINE



Just hours before Indiana hosted Game 3 of the WNBA Finals on Oct. 19, 2012, Pacers Sports & Entertainment and the Indiana Fever announced a marquee partnership with athletic retailer Finish Line that will feature the Finish Line logo on Fever team jerseys beginning in the 2013 season. The Finish Line brand will be integrated into Fever television broadcasts and team merchandise, team advertising and signage at Bankers Life Fieldhouse.

Where the Fever players are shown in uniform, Finish Line will be there too.

The multi-year agreement combines brand awareness with the Fever as well as activation of the Finish Line Ball Kids Program to be executed at all home games for the Fever and Indiana Pacers. Finish Line also will receive in-game advertising as part of the Pacers and Fever radio networks, and web links on FeverBasketball.com and BankersLifeFieldhouse.com.

"I am proud to partner with the Indiana Fever, one of the premiere women's professional sports teams in America," said Glenn Lyon, chairman and chief executive officer of Finish Line. "We are both teams that show dedication, commitment to our community and passion to be the best."

"Reaching agreement with Finish Line is one of the landmark moments in our franchise history," said Kelly Krauskopf, whose team won the 2012 WNBA championship just two days later. "Finish Line is a widely respected national brand in the athletic retail market. Partnering with such a reputable and prestigious company as Finish Line will enhance our own branding and visibility in the Indiana sports community and abroad."

Consumers in Central Indiana and all 12 WNBA markets will see the Finish Line logo during Fever radio and TV broadcasts as well as the Fever's Live Stream Webcast presented by Finish Line. Visitors to Bankers Life Fieldhouse will see the Finish Line logo aligned with the Fever on banners inside the building as well as on LED, courtside and scoreboard advertising during all Fever home games. A "Race to the Finish Line" scoreboard promotion also will take place during every Fever home game.

One of the most consistently competitive franchises in the WNBA, Indiana's jersey sponsorship became the sixth of its kind in the then-16-year league, joining the Phoenix Mercury, Los Angeles Sparks, Seattle Storm, New York Liberty and Washington Mystics. Tulsa added a jersey partner during the 2012-13 WNBA offseason.

[Pictured with Fever top executive Kelly Krauskopf are: Glenn Lyon, chairman and CEO of Finish Line; Herb Simon, owner and CEO of Pacers Sports & Entertainment, and Jim Morris, then president of Pacers Sports & Entertainment.]

MEDIA INFORMATION AND GUIDELINES

INDIANA FEVER MEDIA RELATIONS CONTACT INFORMATION

Address.....	125 S. Pennsylvania Street, Indianapolis, Ind. 46204
Kevin Messenger, Fever Media Relations Director	(317) 917-2844/office; (317) 286-7255/home; (317) 370-3437/cell; kmessenger@pacers.com
Wes Kaminski, Pacers/Fever Media Relations Assistant.....	(317) 917-2853/office; (812) 631-2091/cell; wkaminski@pacers.com
Pacers Sports & Entertainment	(317) 917-2500
Office FAX machine.....	(317) 917-2799
Press Room.....	(317) 917-2966

CREREDENTIALS MUST BE VISIBLE AT ALL TIMES.

All media with access to restricted areas will be required to produce a photo ID, and all bags and equipment will be subject to inspection.

CREREDENTIALS

Seating at Bankers Life Fieldhouse's press tables is restricted to accredited working media representatives. Non-working media will be seated in reserved seat areas when seats are available.

Single-game credentials must be requested no later than noon the day before the game (Friday noon for Sunday games).

You may request credentials by faxing, on company letterhead, to the Fever's Media Relations Department at (317) 917-2799, or by emailing Kevin Messenger at kmessenger@pacers.com.

Credentials are good for admittance to Bankers Life Fieldhouse, the Bill York Media Room and home and visiting locker rooms.

Pre-arranged credentials may be picked up before the game at the media entrance.

AUTOGRAPHS

SEEKING AUTOGRAPHS OR SOUVENIR ITEMS FROM PLAYERS OR COACHES IS STRICTLY PROHIBITED AND SUBJECT TO FORFEITURE OF CREDENTIAL.

MEDIA ENTRANCE

The media entrance is located at the southeast corner of Bankers Life Fieldhouse, on Delaware Street. Only media members who hold Indiana Fever or WNBA media credentials will be admitted through this entrance.

BILL YORK MEDIA ROOM

Located on the Event Level of Bankers Life Fieldhouse in the southeast corner, it is accessible by elevator or stairs near the Media Entrance.

The media room is limited to members of the media when valid Fever or WNBA media credentials are presented. It is impossible to accommodate family members, friends, guests or others.

The professional intent of the room is to provide a meeting and working place for the media and game personnel. Any abuse of the media room and/or media privileges will cause forfeiture of your credential.

SERVICES

Complete statistics, along with pregame notes, line-ups, information regarding injuries and other pertinent facts will be furnished by the Fever's Media Relations Department.

Play-by-play and halftime boxscores will be delivered directly to the press table. Complete final boxscores, play-by-play, postgame quotes and notes will be available following the game in the media room.

Complimentary wireless Internet access is available in the media room and the seating bowl.

PRESS ROW

Your cooperation is asked in maintaining a working atmosphere at press row. Smoking is prohibited in Bankers Life Fieldhouse.

LOCKER ROOMS

Both the Fever and visitors' locker rooms will be open to the media for 30 minutes, beginning 90 minutes before tipoff. For example, the locker rooms will be open from 5:30 p.m. to 6:00 p.m. for a 7:00 p.m. tip.

Both locker rooms will be open for 30 minutes following the game. Players will remain in uniform for the media availability period.

Cell phone use by media is prohibited inside team dressing rooms.

PHOTOGRAPHY GUIDELINES

Only those photographers on assignment will be allowed space on the floor and their photo credentials must be worn prominently at all times. Space permitting, other photographers may be allowed on the floor.

Credentials are good for admittance to Bankers Life Fieldhouse, Bill York Media Room and the designated photographer areas on The Fieldhouse floor. Only television photographers doing postgame interviews will have access to locker room areas.

Photographers are allowed only within the designated photographers' area at each end of the court. As necessary, spaces will be assigned by the Fever's Media Relations Department.

All photographers and camera operators must stay at least four feet behind the baseline at all times. In the event it is not physically possible to achieve this in certain arenas, an appropriate standard will be determined by the Fever's Media Relations Department and the WNBA.

Photographers must remain stationary and seated at all times, except during quarter breaks and halftime.

Photographers are not permitted on the court at any time during the game.

No food or drink is allowed on the playing floor.

Photographers cannot photograph from public walkways or vomitories.

PHOTOGRAPHER'S EQUIPMENT

Photographers located on the baseline or sideline will be permitted only one standard size "Domke" bag, which must be placed behind the photographer during the game. Equipment not needed during the game must be stored off the court. One additional camera can be stored either beside or directly behind the photographer.

Each photographer will be permitted one monopod - NO TRIPODS - at courtside. No stand-alone remotes or seats other than "lawn-type" photographer seats will be permitted.

RUBBER LENS SHADES

In order to reduce the risk of injury to players, rubber lens shades are required for all still photographers, broadcasters, news and entertainment video and film crews who are authorized to shoot WNBA game action.

Any additional light sources or sun guns must either be removed or covered with bubble wrap.

Rubber lens covers are available by contacting:

Robert's Distributors, Inc.
255 S. Meridian Street
Indianapolis, IN 46225
(317) 636-5524 / (800) 726-5544
FAX: (317) 636-5793

The only exception to this policy will be for those photographers utilizing telephoto lenses (i.e. 300 and 400 mm lenses) when such lenses are used to shoot game action at the opposite end of the court. These lenses must be stored behind the photographer when the action is in the near side of the court.

PHOTOGRAPHY IN LOCKER ROOMS

No still photography is permitted in either team's locker room.

CLOTHING

All photographers must leave any outerwear (i.e. coats, hats, etc.) in the Bill York Media Room during game action.

TV NEWS CREWS

Credential requests must be received by noon the day of the game.

News crews are restricted to crowd interviews in the Entry Pavilion, Balcony and Main Concourse. Interviews are not allowed in the vomitories on any level of Bankers Life Fieldhouse. News crews are not allowed on the First Financial Bank Level or Krieg DeVault Club Level, unless accompanied by a member of the Fever's Media Relations Department. In order to enter a Suite, each news crew must have permission from the individual Suite Holder to enter their respective Suite. During game action, news crews must shoot crowd reaction from designated areas. No interviews will be allowed within the seating bowl once game action begins.

INTERNATIONAL MEDIA

All international media (affiliations distributed outside of the U.S.) requests are handled by the NBA International PR Department. Any international media member interested in covering an Indiana Fever regular season game must first submit a request in writing to the WNBA/NBA. Please do not contact the Fever individually.

All credential requests must be received at least three business days prior to the first games requested.

Photo identification will be required when picking up confirmed credentials at the Media Entrance.

Requests may be FAXED to the attention of:

NBA International
FAX: (212) 407-8044

Additional information on international media policies may be obtained by contacting the NBA International PR Department at (212) 407-8000.

FEVER FRONT OFFICE



Head Coach
Stephanie
White



Erlana
Larkins

Shavonte
Zellous

Briann
January

Tamika
Catchings

PACERS SPORTS & ENTERTAINMENT

Pacers Sports & Entertainment (PS&E) is the corporate identity exemplified by the Indiana Pacers, Indiana Fever, Bankers Life Fieldhouse and the Pacers Foundation, Inc. Its team of inspired and dedicated employees promises to deliver quality entertainment and unparalleled service.

One Bankers Life Court
125 S. Pennsylvania Street
Indianapolis, Ind. 46204
Main Business Number: (317) 917-2500

Pacers.com | FeverBasketball.com
BankersLifeFieldhouse.com | PacersFoundation.org



STAFF DIRECTORY

EXECUTIVE

Owner, Chairman and Chief Executive Officer.....Herbert Simon
Vice Chairman Jim Morris
President of Basketball Operations Larry Bird
President/Chief Operating Officer Rick Fuson
Executive Vice President Basketball Operations/General Manager Kevin Pritchard
Consultant/Basketball Operations..... Donnie Walsh
Administrative Assistants Susy Fischer, Brenda Lawson, Carrie Tipton

LEGAL COUNSEL

Vice President/General Counsel..... Frank Pulice
Associate Counsel..... Catherine Corsaro
Legal Assistant Joy Smith

PACERS BASKETBALL

Vice President of Basketball Operations.....Peter Dinwiddie
Head Coach Frank Vogel
Associate Head Coach Nate McMillan
Assistant Coach Dan Burke, Ronald "Popeye" Jones
Advance Scout..... Jimmy Powell
Senior Director Medical Operations/Head Athletic Trainer.....Josh Corbeil
Director Scouting..... Ryan Carr
Director International Scouting Pete Philo
Director Basketball Operations..... Sonya Clutinger
Director Indiana Pacers Media Relations.....David Benner
Director Team Security John Gray
Scouts Conner Bird, Vance Catlin, Matt Doherty,
..... Pat Knight, Kevin Mackey, Aleksandar Pajovic, Brian Winters
Manager Scouting Administration Jason Buckner
Manager Basketball Administration Spencer Anderson
Video Coordinator Hansen Wong
Assistant Video Coordinators Michael DiBenedetto, Jhared Simpson
Basketball Analytics Coordinator..... Ryan Renteria
Physical Therapist/Assistant Athletic Trainer..... Carl Eaton
Head Strength Coach/Assistant Athletic Trainer..... Shawn Windle
Assistant Sports Performance Coach..... Andy Martin
Massage Therapist..... Fadi Kazma
Equipment Manager..... Josh Conder
Basketball Operations Administrative Assistants Chris Taylor, Aaron Weaver
Team Physician/Team Orthopedist..... Tim Hupfer, M.D.
Team Internist..... Steve Samuels, M.D.
Team Cardiologist King Yee, M.D.
Team Performance Psychologist..... Chris Carr, Ph.D.
Team Dentist..... Robin Thoman, DDS
Team Ophthalmologist John Abrams, M.D.
Physical Therapist Consultant..... Dan Dyrek

PLAYER RELATIONS

Vice President Player Development Carl Daniels
Director Player Development Karen Atkeson
Manager Player Development..... Carl Nicks
Coordinator Player Development Michael Hornback

FEVER BASKETBALL CORPORATION

President/General Manager Kelly Krauskopf
Head Coach Stephanie White
Assistant Coaches Gail Goesten Kors, Gary Kloppenburg
Vice President Business Operations & Sales..... Julie Graue
Director Media Relations..... Kevin Messenger
Director of Community/Player Relations..... Roberta Courtright
Director of Fever Basketball Operations..... Ashley Miller
Video Coordinator Lindsay Davis
Equipment Manager..... Drew Stanich
Athletic Trainer Todd Champlin
Strength and Conditioning Coach..... Josh Jones
Player Development Coach Carlos Knox
Team Physician David Harsha, M.D.
Team Orthopedist..... Stephen Kollias, M.D., Scott A. Lintner, M.D.

FINANCE

Chief Financial Officer/Executive Vice President..... Kevin Bower
Vice President/Controller Matt Albrecht
Assistant Controller Kyle Heidelberger
Senior Manager/Accounts Payable..... Theresa Walsh
Financial Analyst..... Brenda Thomas
Travel Specialist Tandra Brenner
Finance Assistant..... Rebecca Klimaszewski
Accounting Assistant Ann Scott

HUMAN RESOURCES

Vice President/Human Resources Donna Wilkinson
Director/Human Resources/Payroll..... Angela Lee
Human Resources Coordinator Nancy Doyle
Payroll Specialist..... Sarah Skirvin
Manager Trainee Harrison Greenberg

MANAGEMENT INFORMATION SYSTEMS

Vice President/Information Technology Kevin Naylor
Director Information Technology Brian Brown
Senior Information Technology Technician..... Bob Cary
Helpdesk Manager Jennifer Spray

MARKETING

Sr. Vice President/Chief Sales & Marketing Officer Todd Taylor
Associate Director Marketing Integration Emily Cornforth

CORPORATE/PUBLIC RELATIONS/COMMUNITY RELATIONS

Sr. Vice President/Corporate/Community & Public Relations Bill Benner
Director Corporate Communications Eddie White
Director/Community Relations..... Kelli Towles
Associate Director/Camps & Clinics/Alumni Relations Darnell Hillman
Community Relations Manager Richard Smith
Senior Public Information Manager Krissy Myers
Media Relations Assistant Wes Kaminski
Team Photographer Frank McGrath, Jessica Hoffman
Statistics Crew Director, Pacers Bill York
Statistics Crew Director, Fever Dana Whitehead
Statistics Crew, Pacers & Fever Bob Bernath, Trudy Bernath, Bill Bevan, Clara Caito,
..... Randy Fishman, Scott Fishman, David George, Ed Hruskoc, Marie Kabrich,
..... Beth Masariu, Tom Rietmann, Judy Schneider, Elliott Segal, Geoff Sherman

From her first position as a ballkid to her current job in the front office, Ashley (Floyd) Miller has been with the Fever since their inaugural year.

PACERS SPORTS & ENTERTAINMENT

COMMUNICATIONS

Vice President/Communications Quinn Buckner

BROADCASTING

Vice President/Broadcasting Jamie Berns

Director/Broadcast Engineering Greg Smith

Broadcast Coordinator Chelsea Pylitt

Radio Announcers, Pacers Mark Boyle, Bob Leonard, Pat Boylan

Television Announcers, Pacers Quinn Buckner, Chris Denari,

..... Jeremiah Johnson, Scot Pollard

Radio/Television Announcers, Fever Debbie Antonelli, Tully Bevilaqua,

..... Chris Denari, Pat Boylan

PA Announcer, Pacers & Fever Michael Grady

ENTERTAINMENT

Vice President Game Operations Dean Heaviland

Associate Director Game Operations and Fan Development Doug Morgan

Associate Director Studio Production/Senior Editor Matthew Scott

Manager Studio Event Production Brian Rogat

Dance Teams Manager Michelle Duggan

Senior Manager Game Operations and Fan Development Jamie Russell

Senior Producer/Editor Gary Joe Rice

Coordinating Producer of In-Arena & Studio Production Christopher Patton

Coordinating Producer Fever Broadcast Dean McDowell

Game Operations Supervisor Briana Syverson

Game Operations Assistant Ray Henderson

MARKETING AND STRATEGIC PLANNING

Associate Director Creative Services Jeff Johnson

Director Digital Marketing Jeff Tzucker

Senior Digital Marketing Manager Celeste Ballou

Digital Marketing Manager John Weiss

Web Coordinator Wheat Hotchkiss

SALES

Corporate Partnerships

Vice President Corporate Partnerships Terry Tiernon

Director Partnership Activation Janae' Swan

Corporate Partnership Sales Directors Brad Carlson, Wes Collier,

..... Michael Lake, Chris Melby, Brandon Schlarb

Senior Corporate Partnerships Business Manager Matthew Lowstetter

Partnership Activation Managers Sarah Baird, Shayna Sangster

Partnership Activation Coordinator Tony Miranda

Creative Signage Coordinator Joel Dale

Marketing Administrative Assistant Melinda Doehrmann

Ticket Sales & Services

Vice President of Ticket Sales Development Barry Gibson

Vice President of Ticket Sales Strategy Derek Throneburg

Director of Corporate Ticket Sales Justin Ramquist

Director of Customer Loyalty Sasha Williams

Director of Consumer & Group Sales Charlie Slonaker

Director of Fever Ticket Sales Samantha Hicks

Director of Ticket Technology and Logistics Dayna Pawelak

Ticket Manager Brenda Smith

Ticket Development Manager Jason Cohen

Suite Sales Manager Mike White

Premium Services Managers Lizz Bird, Kristyn Rogers, Cody Sparks

Senior Corporate Ticket Sales Managers Andrew Boehner, Kyle Krol

Senior Fever Sales and Service Consultant Cara Wright

Ticket Services Coordinators Christopher Bush, Joe English,

..... Amber Matthews, Brandon Sherman, Amanda Whaley

Ticket Sales Events Coordinator Bryan Stine

Ticket Logistics Coordinator Scott Dunblazier, Michelle Harrell

Premium Sales Consultant Edmund Elzy

Senior Fever Sales Consultant Lynn Miller

Consumer Ticket Sales Zac Fronterhouse, Anna Mariutto, Andrew McCarthy

Fever Group Event Specialist Nathan Burger

Fever Sales Consultants Brittney Fisher, Jason Gaither,

..... Steve Miknis, Alex O'Cull

Fever Fan Experience Specialist Jeff Hughes

Fever Consumer Ticket Sales Katie Burch, Kelby Lambe

Pacers Group Event Specialists Ethan Armour, Sam Elmore, Kalee Grant,

..... Tom Pritchard, Steve Reitan, Matt Schroll

Corporate Ticket Sales Executives Courtney Blake, Dustin Campbell, Alex Contis,

..... Nic Hendrix, Timothy Streets

FACILITIES

Senior Vice President Facilities Operations Mel Raines

Administrative/Scheduling Assistant Kim Case

Services/Merchandising & Production/Operations Assistant Beth Springman

Receptionist Janice Hinkle

Event Receptionists Felicia Grady, Jenna Greene,

..... Louise Lewis, Robin Miiller, Shirley Wright

ADMINISTRATION

Vice President/Facilities Administration Harry James

Director/Box Office Paul Congress

Senior Box Office Manager Tricia Brown

Box Office Coordinator Beth Schumacher

Senior Box Office Sales Representative Jared Salisbury

Box Office Ticket Sellers Julie Clark, Ursula Shelton

OPERATIONS/EVENT PRODUCTION

Vice President/Production & Operations Tom Rutledge

Director Event Production Doug Weitkamp

Senior Event Coordinator Stephen Staker

Event Coordinator Mariah Bird

Senior Manager of Operations Corey Stein

Facilities Maintenance Manager Scott Sermersheim

Stage Foreman Jerry Horne

Houseman Michael Wecht

Central Plant Manager Bob Taft

Central Plant Coordinator Charles Miles

Housekeeping/Conversion Manager Steve Zimmerman

Assistant Conversion Manager Jeff Kistler

Housekeeping Supervisor Brandon Hixon

Housekeeping Night Supervisor Anthony Sutton

Event Housekeeping Supervisor Amanda Jones

Conversion Rodney Jenkins, Salvador Reyes

Housekeeping Melissa Duerson

Central Plant Shift Engineer Darren Habig, Dan Karch, Cody Moore

Utility Setup Jason Corrie, Bob Haegele, Jason Harvey, Parker Smith

SERVICES

Vice President/Facilities and Event Services Rich Kapp

Vice President Merchandising Gary Nelson

Director/Building Safety and Security John Ball

Guest Relations Manager B.J. Brown

General Merchandise Manager Mark Lippott

Associate Merchandise Manager Brad Amberger

Assistant Retail Manager Jeremy Jackson

Event/Building Security Manager Dale Horstman

Guest Relations Coordinator Michele Hoosier

CONTRACTED SERVICES

Live Nation Director/Booking Marty Bechtold

ESG Security Steve Thorpe

IST Management Services Stephanie Bell, Brian Tharp, Andrew Bales

The Levy Restaurants/Director of Operations Kevin Kenny

The Levy Restaurants/Executive Chef David Harvie

Virginia Avenue Garage/Parking Manager Jeff Allsup

PACERS SPORTS & ENTERTAINMENT - OWNERSHIP

HERBERT SIMON OWNER/CHAIRMAN & CHIEF EXECUTIVE OFFICER



Herbert Simon is Chairman Emeritus of Simon Property Group, Inc., which owns or has an interest in more than 326 retail properties worldwide. Born in Brooklyn, N.Y., along with brothers Melvin and Fred, and raised in the Bronx, Mr. Simon earned his bachelor's degree at City College of New York.

Mr. Simon, together with brother Melvin, led the company to a leadership position within the industry which it continues to maintain today. Some of the "breakthrough" retail projects that have drawn worldwide industry and media attention under Simon leadership include The Forum Shops at Caesars in Las Vegas, Nev., The Fashion Centre at Pentagon in the Washington, D.C. metro area and Circle Centre in Indianapolis, Ind., one of the key components in the revitalization of the city's downtown. Mr. Simon helped lead the effort to build another key component for downtown, Bankers Life Fieldhouse, which is the Pacers' and Fever's home. It is widely regarded as one of the best indoor arenas in the world.

Mr. Simon, with his late brother Melvin, purchased the Pacers in 1983 to ensure the team would stay in Indianapolis and currently is Owner/CEO of Pacers Sports & Entertainment.

A firm supporter of professional, environmental and community groups, Mr. Simon has served on the Boards of numerous organizations and served a term as Chairman of the NBA Board of Governors.

Mr. Simon is married and has eight children.

PACERS SPORTS & ENTERTAINMENT - EXECUTIVE STAFF

JIM MORRIS
VICE CHAIRMAN



Jim Morris is in his eighth year with Pacers Sports & Entertainment, serving seven as the franchise's president. Morris was named vice chairman in Spring 2015.

Morris joined PS&E in 2007 as a Special Advisor to then CEO/President Donnie Walsh and was named President, April 16, 2008. A graduate of Indiana University with a master's degree from Butler University, Morris has spent much of his life in Indianapolis in a variety of key positions. He started with American Fletcher National Bank in 1965 and from 1967-73 served former Mayor Richard G. Lugar as chief of staff. In 1973, he went to the Lilly

Endowment, serving as its president from 1984-88 and from 1989-2002; he was the chairman and chief executive officer for IWC Resources Corporation and Indianapolis Water Company.

Before joining PS&E, Morris was the executive director for five years for the United Nations World Food Programme (WFP) where he led the world's largest humanitarian agency. That took him to many struggling parts of the world as he worked on behalf of the hungry and poor, particularly children. He also served as the Secretary General's Special Envoy for the humanitarian crisis in southern Africa during those same years.

Morris has received many honors, including 17 honorary degrees. His public service includes serving as a trustee and board chairman for both Indiana State University and Indiana University. He serves on the National Advisory Board for the Boy Scouts of America, was Treasurer of the US Olympic Committee and currently as Treasurer of the US Gymnastics Federation, Chairman of the Board for Riley Children's Foundation, and has been a member of the Board of Governors of the American Red Cross. He serves on the Boards of One America, Old National Bank, Hulman & Company and the Indianapolis Motor Speedway, Elanco and the Indianapolis Power and Light Advisory Board.

Morris is happily married to Jackie and they have three children, eight grandchildren, and two wonderful King Charles Cavalier puppies, Buster and Lucy.

RICK FUSON
PRESIDENT/CHIEF OPERATING OFFICER



Since joining the Pacers' organization in 1984, Rick Fuson has been influential in shaping events within Market Square Arena, Bankers Life Fieldhouse and many other events elsewhere in Indianapolis.

A graduate of Indiana University and a life-long resident of Indianapolis, he joined the staff of Market Square Arena in 1984 as director of special events and was promoted the following year to vice president. Fuson helped oversee the Pacers' move to Bankers Life Fieldhouse in September 2000. He was promoted to Executive Senior Vice President of Pacers Sports & Entertainment in November 2001.

Rick was named Chief Operating Officer in April 2008. In his current role, Fuson is responsible for operation of all aspects of the business and facilities elements of Pacers Sports & Entertainment.

Through the years, Fuson has been active in pursuing major events for Bankers Life Fieldhouse and the City of Indianapolis. He served as Co-Chair of the 2012 Super Bowl Village Committee. In the past, he was a member of the Executive Committee for the 1991 World Gymnastics Championships and served as chairman for the opening ceremonies. He was co-chairman of special events for the 1991, 1997 and 2000 NCAA Final Four, served on the Local Organizing Committee for the 2006 and 2010 NCAA Final Four. He produced the opening ceremonies of the 2001 World Police & Fire Games and the closing ceremonies of the Pan American Games in 1987. Fuson also served on the Local Organizing Committee for the 2002, 2004, 2006, 2008-2012 and 2014 Big Ten Basketball Championships, 2002 FIBA World Basketball Championships, and 2004 FINA World Swimming Championship.

Throughout his career, he has received such honors as Recipient of the Indianapolis Ambassadors 1988 Community Service Award, Indianapolis Business Journal's "Who's Who in Hospitality", "Who's Who in Sports" and "Forty Under Forty." He has also been active with the Indianapolis Fellowship of Christian Athletes, the 1985 NBA All-Star weekend, the grand opening of the Indianapolis Zoo in 1988, the White River Park State Games and Indianapolis Downtown Space 2010.

Fuson is a professional member of the International Association of Assembly Managers. He currently serves on the Board of Directors for Indianapolis Downtown, Inc., Greater Indianapolis Chamber of Commerce and Indiana Convention & Visitors Association. He is an Advisor to the Indiana Sports Corporation Board of Directors and currently serves as Chair of the Pacers Foundation.

Rick has three children and two grandchildren: Amy, Emily, Matthew, Jackson and Sullivan

PACERS SPORTS & ENTERTAINMENT - EXECUTIVE STAFF

KELLY KRAUSKOPF
PRESIDENT AND GENERAL MANAGER, INDIANA FEVER



Kelly Krauskopf is in her 16th season as the Indiana Fever's top executive, engineering the franchise from its birth in 1999 and directing the club's business and basketball interests all the way to its first WNBA championship in 2012. The club's chief operating officer through 15 seasons and the past 11 as general manager, she was promoted to President and General Manager in October 2012.

Since the team was established, Krauskopf has been the guiding force of the Fever from building the team roster to building a fan base for Indiana's WNBA franchise. In her role

with the Fever, Krauskopf oversees all aspects of the team's operation.

Since moving to Indianapolis and beginning the task of building a WNBA franchise, Krauskopf has engineered numerous player moves enabling the Fever to sustain arguably the highest level of consistency the 19-year WNBA has ever seen.

Krauskopf has guided the franchise to 11 playoff berths in its first 15 seasons – including a run of ten consecutive from 2005 to 2014. Indiana has become one of the WNBA's most successful franchises, joining the Los Angeles Sparks as the only clubs in league history to post seven 20-win seasons. In fact, the Fever is the league's only franchise ever to post seven 20-win seasons in an eight-year span (2005-12).

Under Krauskopf's guidance, the Fever secured identical 21-13 records in 2005, 2006, 2007, 2010 and 2011; and set its club standard with 22-12 records in each of its two seasons reaching the WNBA Finals - 2009 and 2012.

Though Indiana reached the WNBA Finals in 2009 and though the franchise had achieved such consistent, annual success, the Fever had never won the title -- until the 2012 season culminated in a magical playoff run resulting in the city's first professional basketball crown since the 1973 ABA Indiana Pacers.

The Krauskopf-built Fever is the most stable the franchise has ever been, led by perennial All-Star and three-time Olympic gold medalist Tamika Catchings and a mix of young fresh faces such as Briann January and Shavonte Zellous.

The hiring of Lin Dunn as head coach in 2008 only added to the club's stability. Inducted into the Women's Basketball Hall of Fame in 2014, Dunn joined the franchise as a scout in 2003, an assistant coach in 2004, and led the franchise to unprecedented playoff success in seven seasons as head coach.

Following Dunn's retirement, Krauskopf tabbed Stephanie White as the club's fifth head coach. White, an Indiana prep and collegiate icon before her own career in the WNBA and later broadcasting and coaching, was Krauskopf's very first trade acquisition in 1999, joining the Fever for the club's inaugural season.

Annually one of the league's most active GMs, Krauskopf's key trades and free agent signings have re-tooled the Fever roster over the years. Besides a February 2008 deal to land hometown star Katie Douglas, other moves have resulted in the acquisitions of past stars Erin Phillips, Tangela Smith, Natalie Williams, Yolanda Griffith, and Kelly Miller. A midseason move during the 2002 campaign brought veteran guard Coquese Washington to the Fever to ignite a late run to the franchise's first appearance in the WNBA Playoffs.

The cornerstone of the franchise was solidified by the draft selection of Catchings in the 2001 WNBA Draft. The third overall selection in the 2001 Draft and a three-time U.S. Olympian, Catchings was named Rookie of the Year in 2002 and Defensive Player of the Year in 2005, 2006, 2009, 2010 and 2012. The nine-time WNBA All-Star and 10-time All-WNBA selection finally earned a long-deserved MVP honor in 2011, finishing in the top five in MVP balloting 10 times. She won her first WNBA crown while earning Finals MVP honors in 2012.

Krauskopf recently served on USA Basketball's Women's Senior National Team Committee, helping select WNBA players to develop U.S. National Team rosters. Krauskopf joined the committee in 2000, helping select the gold-medal winning roster for the 2004 Summer Olympics in Athens, and again for Beijing in 2008 and London in 2012.

Krauskopf has been in the forefront of the development of the WNBA. In September 1996, she was named the WNBA's first Director of Basketball Operations. In that role, she was involved in all phases of the league's start-up operation and initiatives. She also developed the league's first set of playing rules, officiating policies, scheduling and other league standards, while working daily with WNBA team general managers and operations personnel.

Before joining the WNBA, Krauskopf was the Managing Director of League Development for Media Sports Partnership, Limited in Dallas, Tex. From 1990 to 1994, she was Assistant Commissioner for the Southwest Conference. In addition to overseeing league marketing, she was the chief administrator for all eight women's sports programs in the conference. She served from 1986 to 1990 as Texas A&M's Assistant Athletic Director for Women's Sports/Marketing.

Krauskopf has served on committees for the Women's Sports Foundation, the Women's Basketball Coaches Association, Citizenship for Sports Alliance, and Texas A&M's Lettermen's Association Board of Directors. She currently serves on the Indiana Sports Corporation Presidents Council.

Recently, she was part of the Local Organizing Committee that hosted the 2011 NCAA Women's Final Four at Bankers Life Fieldhouse where she proudly watched her alma mater win its first national championship in women's basketball. She will be a part of the LOC that brings the Women's Final Four back to The Fieldhouse in 2016.

A 1983 graduate of Texas A&M University with a bachelor of arts degree in journalism, she was a three-year letterwinner in basketball for the Lady Aggies after transferring from Stephen F. Austin University where she played her freshman year under legendary coach Sue Gunter.

PACERS SPORTS & ENTERTAINMENT - SENIOR MANAGEMENT & VPs



KEVIN BOWER
Chief Financial Officer/
Executive Vice President



BILL BENNER
Sr. VP/Corporate, Community &
Public Relations



MEL RAINES
Senior Vice President,
Facilities Operations



TODD TAYLOR
Senior Vice President
Chief Sales & Marketing Officer



MATT ALBRECHT
Vice President,
Controller



JAMIE BERNS
Vice President,
Broadcasting



QUINN BUCKNER
Vice President,
Communications



CARL DANIELS
Vice President,
Player Development



PETER DINWIDDIE
Vice President,
Basketball Operations



BARRY GIBSON
Vice President,
Ticket Sales Development



DEAN HEAVILAND
Vice President,
Game Operations



HARRY JAMES
Vice President,
Facilities Administration



RICH KAPP
Vice President,
Facilities and Event Services



KEVIN NAYLOR
Vice President,
Information Technology



GARY NELSON
Vice President,
Merchandising



FRANK PULICE
Vice President,
General Counsel



TOM RUTLEDGE
Vice President,
Production and Operations



DEREK THRONEBURG
Vice President,
Ticket Sales Strategy



TERRY TIERNON
Vice President,
Corporate Partnerships



DONNA WILKINSON
Vice President,
Human Resources

Quinn Buckner is one of seven players in basketball history to win an Olympic gold medal as well as titles in the NBA and NCAA.

FEVER BASKETBALL CORPORATION

JULIE GRAUE
VICE PRESIDENT,
BUSINESS OPERATIONS & SALES



@Julie_Graue
TWITTER



Beginning her 14th season with the Indiana Fever, Julie Graue has managed business operations for the franchise since 2005. She was promoted to Vice President for Business Operations following the 2006 season. Graue manages the day-to-day management of all Fever business matters including ticket sales, sponsorship sales, promotions and community relations. She also provides oversight on Fever marketing efforts.

In 2001, she joined the Fever organization as a sales manager. She managed sales accounts, ticket pricing and the development of ticket packages for all individual and corporate accounts. She oversaw all Fever sales campaigns and ticket-related events, and was named director of Fever ticket sales in October 2004.

She came to the organization after a 12-year stint with Ambassador Travel Club. She served in a variety of roles including her capacity as advertising sales manager for the airline's in-flight magazine, Journey Magazine, before she joined the Fever. During her tenure with Ambassador, she also managed tour operations and helped in the development of new tours and products.

Graue is a 1989 graduate of Ball State University where she completed her undergraduate degree in public relations. Born and raised in Greensburg, Ind., she has been an active participant in sports all of her life – taking part in basketball, volleyball, softball, track and tennis.

Graue married her husband Geoff in November 2003, and the couple has a daughter, Sierra (7). A resident of Noblesville, Ind., she is an active member of Woman's Life Chapter 611 and serves on the committee for the "Women Like Us" tea and speaker series. She also is a volunteer mentor for the Common Goal Task Force, an initiative of the Greater Indianapolis Chamber of Commerce to help raise high school graduation rates in Marion County.

ROBERTA COURTRIGHT
DIRECTOR OF COMMUNITY & PLAYER RELATIONS



@FeverCares
TWITTER



In her ninth season with the Fever, Roberta Courtright handles all day-to-day community efforts of the franchise. She was promoted to director of community and player relations following the 2012 season.

Courtright joined the Indiana franchise after two years with the Detroit Pistons and Detroit Shock. She served a community relations internship in 2005 before acting as the Pistons' community relations auction manager during most of the 2006-07 NBA season.

A graduate of Aquinas College in her hometown of Grand Rapids, Mich., she was a member of the Aquinas softball team in 2001-02, and traveled with the U.S. Coast-to-Coast Softball Team, representing the United States in an international softball tournament in the Netherlands and Belgium. She graduated from Aquinas while majoring in business administration/sports management, and receiving a minor in coaching.

She also coached the Grand Rapids Christian High School softball team for four years, the same school from which she graduated and played softball. She served as a basketball statistician and volunteered with a variety of community programs when she was a student, and participated in an exchange student program by spending two weeks in Japan during 2000.

Courtright has been an active participant in the Big Brothers Big Sisters program since 2002. She serves on an advisory board for the Integrating Women Leaders, Inc. annual conference.

KEVIN MESSENGER
DIRECTOR OF MEDIA RELATIONS



@KMess65
@IndianaFeverPR
TWITTER



Kevin Messenger is in his 13th year as the Fever's director of media relations, responsible for all duties related to the team's publicity, media operations and public information. He also serves as a PR contact for Bankers Life Fieldhouse events including concerts, ice shows, circus and rodeo events, and high school and college sports events.

A native of Denver, Colo., he attended the University of the Pacific in Stockton, Calif., before embarking on a career which included collegiate stints at UNLV, Indiana State, Pacific and Maryland. Most recently, he worked with the Maryland football and women's basketball teams in 1999 and 2000 before directing media efforts for three seasons with the Terrapins' nationally prominent men's basketball program.

While at Maryland, he worked in a media market comprising the Baltimore and Washington, D.C. metro areas - the largest media concentration of its kind among U.S. colleges. He twice attended the Final Four with the Terrapins' basketball team while working daily with local, regional and national media outlets.

A college sports information director dating to his college years in California, Messenger has worked with baseball, basketball, football, golf, soccer, water polo and volleyball teams during his career. He boasts distinction as having been a part of three NCAA championship teams - 1985 and 1986 Pacific women's volleyball, and 2002 Maryland men's basketball.

This is his second career stop in Indianapolis, having spent three years in Indy from 1995 to 1998, working with U.S. Water Polo and a professional indoor soccer franchise before making a return to college athletics.

Messenger received a bachelor's degree in communications from UOP in 1987. His professional career began as an assistant sports information director at UNLV in summer of 1987. He was hired as the SID at Indiana State University in 1989, and made a return to his alma mater for a four-year stint as SID from 1991-95.

He resides in Brownsburg with wife Melissa and stepdaughter Madison.

GAME ENTERTAINMENT



FREDDY FEVER

The friendliest Fever fan of them all!

During Fever games, it's easy to pick out Fever fans of all shapes and sizes, but no one has the shape and size of the Fever's team mascot, Freddy Fever.

One of the top mascots in the WNBA, Freddy can be seen throughout Bankers Life Fieldhouse before, during and after Fever games. The lovable and huggable character is a fan favorite among children and adults. Freddy does it all – from dancing, riding goofy scooters, aggravating officials, performing hysterical skits and much more. He keeps fans laughing from tipoff to the final buzzer.

Freddy certainly has the ability to tickle anyone's funny bone, but there's also a softer and lovable side to him. Freddy loves the Fever's fans and enjoys interacting with fans on a one-on-one basis and in groups. Freddy is often involved in numerous charitable efforts throughout the Indianapolis community. His schedule is hectic year round, but he wouldn't have it any other way.

In addition to being at every Fever game, Freddy is also available for birthday parties, corporate events and other similar-type events. For more information about Freddy, or to book the biggest Fever fan for your next event, call (317) 917-2500.

INFERNO HIP-HOP DANCE SQUAD

Since the Indiana Fever hit the hardwood in the summer of 2000, the Fever Inferno has been right by the team's side. This exciting, energetic and enthusiastic group of young males and females has evolved into one of the WNBA's best hip-hop dance squads!

Coordinated and choreographed by former Pacemate Michelle Duggan, the Inferno is made up of a diverse group of young dancers that provide energetic entertainment during timeouts of Fever home games. Explosive tumbling and high-energy hip-hop dance routines are performed during every Fever home game. These youngsters are definitely fan favorites. Watch them once and you're hooked on their energy.

Along with performing at Fever home games, the Inferno makes appearances throughout the spring and summer months. The dance team joins the Fever players, coaches and front office staff in various community events.

For more information on the Inferno, or to schedule an appearance at your next event, call (317) 917-2500.



2015 Inferno Hip-Hop Dance Squad

Seated (l to r): DeAndre Taylor, Julia Desalvo, Deonte Taylor, Sawyer Harvey, Candace Winfrey, Devon Johnson. **Kneeling (l to r):** Taylor Jones, Tyler Conrad, Ashley Dickens, Leah Smith, Derrick Mack, Katey Conley. **Standing (l to r):** Elizabeth Hignite, Josie Brown, James Weeden, Keenan Hutchinson, Jarrett Weathers, Danika Talamantes, Morgan Grisby.

A former member of the Indiana Pacemates, Michelle Duggan is in her seventh year as director and choreographer for the Inferno.

FEVER BROADCASTERS

CHRIS DENARI
RADIO & TV PLAY-BY-PLAY@ChrisDenari
TWITTER

Chris Denari enters his 16th season as the Fever's radio and television play-by-play announcer after being named the Voice of the Fever on April 28, 2000. He has called the action in virtually every game in Fever history.

Involved in broadcasting sports in Indianapolis for 30 years, Denari was named the Indiana Sportswriters and Sportscasters Association 2004 Broadcaster of the Year.

Denari also serves as the television play-by-play announcer for the NBA's Indiana Pacers, which he has done for the past nine seasons. Previously, he was the Sports Director at WXIN-TV Fox 59 in Indianapolis.

With his move to Pacers' TV, he ended his 17-year association as the radio play-by-play voice of Butler University basketball. He called five of Butler's recent NCAA Tournament appearances, including the Bulldogs' first trip to the Sweet Sixteen in 2003.

He is a member of the Indianapolis Motor Speedway Radio Network and has also been a member of the Indianapolis Colts Radio Network. He also previously worked for Pacers' TV as a locker room reporter and was the television play-by-play voice for the Indiana High School Athletic Association's state championship events.

A 1979 graduate of Westfield (Ind.) High School, he played basketball for his father, Bob. He graduated from Wabash College in 1983, and was a member of the Little Giants' 1982 NCAA Division III National Championship basketball team.

Denari and his wife, Terry, live in Carmel, Ind., with their sons Evan, Wilson and Max.

DEBBIE ANTONELLI
TELEVISION ANALYST@DebbieAntonelli
TWITTER

Debbie Antonelli is in her 14th season with the Fever broadcast team after spending four seasons as a Charlotte Sting broadcaster. She joins Chris Denari as the color analyst for each of the team's regional telecasts on FOX Sports Indiana.

Antonelli also has worked as an NBA analyst for with the Charlotte Bobcats, and she formerly covered WNBA games for three seasons on the Oxygen Network.

Perhaps best known for her work with the college game, she is the lead analyst for the Atlantic Coast Conference, Big XII Conference, Southeastern Conference and CBS College Sports' coverage of women's basketball. Beginning in 2007-08, she teamed with the Women's Basketball Coaches Association (WBCA) and broadcast partner Beth Mowins to produce a 30-minute weekly podcast called "Shootaround with Beth and Debbie," dedicated to women's college basketball.

Antonelli has worked NCAA tournament games for ESPN and has worked as the radio analyst for the national syndication of the CBS/NCAA Westwood One Radio Network for the past 18 NCAA Women's Final Fours.

Antonelli lives with her husband, Frank, in Mount Pleasant, S.C. The couple has three children, Joey, Frankie, and Patrick.

PAT BOYLAN
RADIO PLAY-BY-PLAY@PatBoylanPacers
TWITTER

Pat Boylan is in his first season calling radio play-by-play with the Fever.

He recently finished his first year as the host of the Indiana Pacers radio network and a contributor to Pacers telecasts on Fox Sports Indiana.

Boylan was previously the lead play-by-play announcer for the BEK Sports Network broadcasting in North Dakota.

Boylan graduated from Carmel High School and Ball State University, where he was a national finalist for the Jim Nantz Award, given to the country's top collegiate broadcaster. He lives in Carmel, Ind.

TULLY BEVILAQUA
TELEVISION ANALYST@Bevilaqua41
TWITTER

Returning for her second year with the Fever broadcast team is former Fever and WNBA star Tully Bevilaqua, who joins Chris Denari as part of Indiana's six-game local TV package on WISH-TV and MyIndyTV-23.

Bevilaqua was Indiana's point guard from 2005-10, helping the Fever to the 2009 WNBA Finals and six consecutive playoff appearances.

A fan favorite and a native of Australia, Bevilaqua enjoyed a 14-year WNBA career that included stops in Cleveland (1998), Portland (2000-02), Seattle (2003-04) and two years with San Antonio (2011-12). In addition to the 2009 Finals appearance with the

Fever, she helped Seattle to a WNBA title in 2004.

During her stint with Indiana, she won a silver medal while representing her country in the 2008 Olympics in Beijing, China.

She resides in Indianapolis with her wife Lindsay, and children Parker (4) and Mackenzie (2). Tully and Lindsay own a local gym, Gym41, that caters to overall fitness and boot camp training.

FEVER IN THE COMMUNITY

CORE PURPOSE

At Pacers Sports & Entertainment, our Core Purpose is Winning Championships & Serving Community.

MISSION

Our mission is to promote the development and well being of youth and families within our community through Fever Cares, with a particular focus on Education, Service & Health. We support this mission by providing the practical tools necessary to enrich the lives of our community and develop and implement resourceful and valuable programs that contribute directly to our Core Purpose.

VALUES

We will support our Core Purpose and Mission by focusing on four core values: Teamwork, Commitment, Pride and Respect.

GOALS AND OBJECTIVES

To support our Core Purpose and Mission, Pacers Sports & Entertainment's goals and objectives include:

1. Stimulate love of learning and reading in young people by providing them with access to books & technology.
2. Engage in community partnerships to continue to bring public awareness to the value of education & literacy.
3. Support the efforts of those in our community who serve the needs of others and increase youth participation in community service activities.
4. Increase ways to recognize those involved in community service activities and develop a community where the passion for serving is turned into action.
5. Promote wellness & fitness as a way of life.
6. Target and address issues facing today's youth.

Questions? Contact:

Roberta Courtright, Director of Community and Player Relations
rcourtright@feverbasketball.com
(317) 917-2500



EDUCATION

READ TO ACHIEVE

Read to Achieve serves as the NBA/WNBA's and its teams' primary community activity and harnesses all of professional basketball's best assets to impact one of the most pressing issues our society faces. The program promotes the value of reading and online literacy while encouraging families and adults to read regularly with young children.

The goals of this initiative are to build a lifelong love of reading in young people by providing greater access to books and technology; encourage and engage members of the NBA/WNBA family including current & former players, league and team personnel, coaches and parents to participate in the program as a Volunteer Reading Coach and to use all of the NBA/WNBA assets to create ongoing public awareness of this initiative through courtside signage, PSA's, NBA.com and WNBA.com TV presence and events around the league.

At the local level, the Indiana Fever Read to Achieve Program is composed of Monthly Reading Time-Outs during the WNBA season and a Read to Achieve Tip Off.

Reading Time-Outs

As a component of the Read to Achieve Program, the Indiana Fever presents reading timeouts throughout the WNBA season (May to August). Special guest readers include members of the Indiana Fever, Freddy Fever and the Fever Inferno. Guest readers read selected children's stories from large oversized books. Students participating in the Fever reading timeouts have the opportunity to win



Fever prizes including books, autographed items and game tickets! Each visit is approximately one hour in length.

Read To Achieve Tipoff

A component of the Read to Achieve Program, the Indiana Pacers and Indiana Fever host a Read to Achieve Tipoff prior to the each team's season.

The Fever tip off the season with a large Read to Achieve Tipoff event. Past events have included Reading Pep Rallies at a local school and events held at The Children's Museum of Indianapolis.

Each child in attendance receives a book, Fever items, a ticket to the Fever home opener and the opportunity to win Fever autographed memorabilia.

PROLIANCE ENERGY BACKPACK ATTACK

A component of the Read to Achieve Program, the Indiana Fever & Proliance Energy helps support the Backpack Attack. Since 1999, Backpack Attack has collected more than 2.1 million school supplies for children in the Indianapolis Public Schools (IPS) as well as other schools in Marion, Boone, Hancock and Hendricks counties.

The Indiana Fever and Proliance Energy team up to host this event at a Fever game before school begins. Fans donate school supply items, and in return receive a FREE Pepsi product. In addition, employees of each organization host internal collections to help support the effort.

FEVER READING AND LEARNING CENTER

As part of the Indiana Fever Education Initiative, the Fever, WNBA and Toyota sponsored a Fever Reading and Learning Center renovation for the 2009 WNBA Finals as part of the Toyota Project Rebound Program.

The Fever Reading and Learning Center provides books and technological resources to kids at the Boys and Girls Club of Indianapolis Lilly Unit to implement the WNBA's national reading initiative, Read to Achieve, at the local level. This center also provides a fun place to learn and do homework.

FEVER IN THE COMMUNITY

SERVICE

KROGER BALL EXCHANGE

As part of the Kroger Ball Exchange game at each Fever home game, the Indiana Fever and Kroger allow 11 children to receive an autographed basketball from an Indiana Fever player during player introductions. In addition, each child receives a Kroger Ball Exchange t-shirt.

**FEVER FRIENDS**

In partnership with Big Brothers Big Sisters of Central Indiana, the Fever matche young boys and girls with an adult mentor to attend Fever games throughout the season. Through this program, Fever players interact with kids and serve as role models. Fever Friends, which started during the inaugural Fever season, partnered exclusively with Big Sisters of Indiana prior to 2003. Since the Big Brothers and Big Sisters programs merged, the Fever began hosting boys and girls.

GO GREEN

As part of the Pacers Sports & Entertainment Citizenship Initiative and WNBA Go Green Initiative, the Fever support the WNBA's commitment to a long-term environmental plan through the implementation of sustainable business practices and procedures that decrease the league's carbon footprint and contribute to a clean, healthy environment.

SEASON OF GIVING

As part of the Pacers Sports & Entertainment's Citizenship Initiative, the Indiana Pacers and Indiana Fever celebrate a "Season of Giving" during the year with a variety of community outreach efforts throughout the month to give back to the community that has given so much to us.

CHILDREN'S HOSPITAL VISITS

As part of the Pacers Sports & Entertainment Community Spirit Initiative, members of the Indiana Pacers team, Indiana Fever and coaching staff, including mascots Boomer and Bowser, and members of the Indiana Pacemates, visit area children's hospitals to help lift the spirits of those children and their families.

Hospital visits include the Peyton Manning Children's Hospital at St. Vincent, Riley Children's Hospital, Community Hospital North and Methodist Children's Hospital.

PLAYERS IN THE COMMUNITY

The WNBA connects with fans of all ages through extensive community outreach. As the league marks the 19th season of the WNBA, the players continue to be recognized for their commitment and dedication to fans in cities across America. The WNBA has three primary community initiatives: WNBA Fit, Read to Achieve and

Breast Health Awareness. In addition to these initiatives, the WNBA honors players who are active in their communities with the WNBA Community Assist Award presented four times a year.

COMMUNITY ASSIST AWARDS

Indiana is fortunate to have had a number of outstanding female role models on the Fever roster that make unbelievable efforts to give back to the fans and the community.

The Fever have consistently had players win the Community Assist Awards. Tamika Catchings has been an off-season recipient as well as an eight-time winner of in-season awards. Other past winners include Briann January, Katie Douglas, Niele Ivey, Nikki McCray, Kelly Schumacher and Natalie Williams. In all, Fever players have garnered WNBA Community Assist Awards on 16 occasions.

Catchings won the inaugural Dawn Staley Community Leadership Award in 2007 for her work around Indiana and with her own Catch the Stars Foundation. The award signifies a WNBA player who is an excellent personal role model to younger children.

PS&E COMMUNITY SERVICE DAYS

This program is meant to emphasize one of the Core Purposes of PS&E – Serving Community – by organizing four days per year when we outreach together as a company.

This program builds upon the work of the community relations department and the Pacers Foundation. It allows employees to contribute in a real and consistent way to our community and brings the company together in a positive way to help others within our community.

Since its inception in 2008, the staff of PS&E has contributed to organizations which include Indy Parks, Creston Middle School, Danville Middle School, IPS #27, Triton Central Elementary & Middle School, Gleaners Food Bank, Second Helpings, Wheeler Mission, the Julian Center, Fay Biccard Glick Neighborhood Center and the Catch the Stars Foundation.

DONATIONS

As part of Pacers Sports & Entertainment's citizenship initiative, the Indiana Pacers and Indiana Fever provide donations to events & fundraisers for non-profit organizations. Donation requests for an Indiana Fever item can be made beneath the Community tab on FeverBasketball.com.

COMMUNITY TICKET BLOCKS

Kids love going to a professional sports event. For many of our kids, at risk or not, they might never get a chance to see the Pacers or Fever in action. A night out with a chaperone and a group of friends lets them see on-court athletic achievement which teaches the benefits of determination and perseverance.

Kids have fun and laugh and let the Fever into their lives for a night. It's a great opportunity to keep kids active and engaged in the community.

Our Community Ticket Block Program is open to all non-profit organizations. To request complimentary tickets through this program, you must provide your Tax ID #. Each season you must resubmit an online application form. Ticket donation requests can be made at FeverBasketball.com.



Tamika Catchings was the first winner of the Dawn Staley Community Leadership Award.

FEVER IN THE COMMUNITY

HEALTH

GET FEVER FIT

As part of PS&E's Health Initiative and WNBA Fit program the Get Fever Fit program presented by Kroger holds monthly Get Fever Fit clinics throughout the WNBA season. In these clinics, Fever coaches, players and/or Fever staff teach proper exercise techniques, show how being active can be fun with basketball drills and teach about healthy living styles including eating and exercise habits. These clinics are normally about one hour in length and vary in amount of children depending on gym size.



WNBA FIT

The WNBA will embrace its responsibility as the preeminent women's professional sports league with powerful role models to continue to deliver important messages and program related to the areas of health, fitness, nutrition and self esteem. WNBA Fit encourages teens and women of all ages to learn more about their bodies and the importance of physical fitness.

BREAST HEALTH AWARENESS

As part of PS&E's Health Initiative and WNBA Breast Health Awareness Initiative, the Indiana Fever hosts a special Breast Health Awareness Night presented by Community Health Network at a select Fever game.

During this special game, the Fever concentrates on bringing awareness to breast cancer. In conjunction with this promotion, the Fever conducts a health fair in Bankers Life Fieldhouse where several organizations distribute educational materials about breast cancer. Pink ribbons and other giveaways are distributed, and breast cancer survivors are recognized during the pregame ball exchange.

The WNBA Breast Health Awareness program focuses on generating awareness and educating women about breast cancer in addition to raising funds for the initiative. More than \$2 million was raised by the WNBA, its players and teams to help fight breast cancer through Breast Health Awareness programs.

The 2015 Fever Breast Health Awareness Game presented by Community Health Network will be held on Friday, August 7 vs. Atlanta at 7:00 p.m. Pink jerseys will be



worn by the Fever players and auctioned off after the game in a live auction to raise money for the Community Breast Health Fund.

HEART HEALTHY NIGHT

As part of PS&E's Health Initiative, the Indiana Fever hosts Heart Healthy Night presented by Community Health Network at a select Fever game.

Heart Healthy Night encourages women to learn more about heart health, and raises awareness of the risks of heart disease in women.

A cardiologist from The Indiana Heart Hospital conducts a pregame seminar about heart health, and a Heart Health Fair is offered on the Main Concourse where fans can have their blood pressure tested among other screenings and public information opportunities.

CHOICES FOR CHAMPIONS

The Indiana Fever Annual Choices for Champions program is conducted for students to enjoy an educational event with the Fever and other local celebrities and community programs. Topics include education, goal setting, health and fitness, bullying, and building healthy relationships.



PACERS YOUTH BASKETBALL

The Pacers Youth Basketball program is a community-wide initiative of the Indiana Pacers, the Indiana Fever and Pacers Sports & Entertainment which solidifies PS&E as a leader in supporting youth basketball in Indiana. With a vision toward the future, it is geared primarily toward youth ages 4 to 18. The program provides a long-term commitment to help provide structure, organization and teamwork to youth programs by offering a direct association with the local pro basketball team; lending playing and coaching expertise with 1-on-1 interaction; and providing an easier and enhanced opportunity to participate in Pacers and Fever events.

For additional information on times and locations of camps and clinics, visit www.pacersgroups.com/camps.



Breast Health Awareness Night with a Postgame Live Auction takes place when Atlanta battles the Fever on Aug. 7.

PACERS FOUNDATION, INC.

Behind every statistic is a story about a kid, at-risk of going under, who needs help.

From abuse to obesity to drugs, Indiana's kids face tremendous obstacles. That is why the Pacers Foundation gets involved early and often. We fund programs that teach kids how to make winning life choices.

Since its inception in 1993, Pacers Foundation has contributed more than \$6.5 million in contributions, community partnerships, scholarships and tickets to Pacers and Fever games.

We are committed to making a positive difference in the lives of at-risk youth in Indianapolis and throughout Indiana. In doing so, we can help make our Hoosier communities better places to live, work and play.



COMMUNITY PARTNERSHIPS

We give communities the power to change by partnering with community-based organizations and corporations. For example, two years ago, Pacers Foundation partnered with the Indianapolis Parks Foundation and Indianapolis Power & Light (IPL) in a \$1.1 million effort over five years to refurbish outdoor basketball courts at City Parks throughout Marion County. As the courts are refurbished, they are co-branded with Fever, Pacers and IPL logos. More recently, the Pacers Foundation provided a grant to the Indianapolis Police Foundation to aid public safety personnel in fostering positive relationships with youth in some of Indianapolis' most high-risk neighborhoods.

BE A PART OF THE SOLUTION

We are not a traditional corporate foundation, supported solely by our corporate parent. We strongly believe that helping Indiana's youth make winning life choices requires all of us in the community to do our part. Therefore, we invite you to join us in this effort by making a financial contribution to Pacers Foundation and/or volunteering your time to help the non-profits we fund. In our view, the community's greatest challenges necessitate the community's best solutions. Join us and be part of the solution.

INDIANA FEVER BOWLING TOURNAMENT/BE YOUNIQUE FUND

Members of the Fever team and coaching staff serve up strikes at an annual bowling tournament which benefits the Be YOUUnique Fund. Fever sponsors, season ticket holders and fans are treated to a night of bowling fun, pizza, a silent auction and autographs from the Fever team and other celebrities.

The 2014 event raised \$15,000. The 2015 tournament will take place at Pinheads in Fishers on July 30.

The vision of the Indiana Fever's Be YOUUnique Fund is to be recognized as a leading funding resource for programs that encourage the development of valuable life skills among young women throughout the state of Indiana. These programs build self-esteem, promote a positive body image and educate about dating violence while providing services to those who have experienced such violence.

Specific to the Be YOUUnique Fund, organizations benefiting since 2001, among others, are the Children's Bureau, Girls Inc. of Indianapolis, Girl Scouts, The Susan G. Komen Breast Cancer Foundation, The Julian Center, and the Social Health Association.

For information, contact Roberta Courtright at rcourtright@feverbasketball.com.



The Fever's annual bowling tournament has become a centerpiece among the franchise's many community events.

MEET THE FEVER



Head Coach
Stephanie
White



Erlana
Larkins



Shavonte
Zellous



Briann
January



Tamika
Catchings



COACHING STAFF

STEPHANIE WHITE
HEAD COACH@SWhitej2
TWITTER

An iconic figure in the state's history of women's basketball known for her skill, grit, poise and knowledge of the game, Stephanie White was introduced as the fifth head coach of the Indiana Fever on Sept. 23, 2014.

Taking the coaching reigns from her longtime mentor Lin Dunn, she succeeds Dunn, Brian Winters, Nell Fortner and Anne Donovan as the club's head coach.

A local star who joined the Fever as a player during a 1999 trade prior to the team's first season, White completed four seasons with the Fever (2000-01, 2003-04) before embarking on her

coaching and broadcasting career. She returned as an Indiana assistant coach in 2011 and was elevated to the role of associate head coach prior to the 2014 season.

One of the club's original players and a member of the Fever's All-Decade Team announced in 2009, the Fever's 2012 WNBA title had special meaning for White who enjoyed prep, college and pro success in the state of Indiana.

She has coached in the college and pro ranks since 2003. She retired from playing in the WNBA following the 2004 season and her hiring in 2011 marked the first time the Fever had hired an assistant coach with pro playing experience. She was reunited with Dunn, the former Purdue coach who recruited White to its West Lafayette campus.

Prior to re-joining the Fever, White spent four seasons as an assistant coach with the Chicago Sky after previous stints as a college assistant at Ball State (2003-04), Kansas State (2004-05) and Toledo (2005-07).

White also has parlayed her playing and coaching into a prominent broadcasting career with the Big Ten Network, ESPN and FOX Sports Indiana. She appears regularly on BTN's women's basketball studio show and provides game analysis for women's college games on BTN and ESPN. During the 2013-14 NBA season, she began work as a pre- and postgame anchor with FOX Sports Indiana, covering the Indiana Pacers.

After leading Purdue to a national championship in 1999 and being drafted by the Charlotte Sting (2nd round, No. 21 overall), White was eventually acquired by the Fever in December 1999 to lead her hometown team into its first season of existence. White played four seasons with the Fever where she was a teammate of current Fever star Tamika Catchings.

A 5-10 shooting guard, she played five pro seasons between 1999-04, capping her career with the Fever for whom she was one of the club's top playmakers, 3-point artists and free throw shooters. She still ranks prominently among franchise leaders in games played, minutes, 3-pointers, assists, steals, 3-point percentage and free throw percentage. Her 93 percent free throw shooting in 2003 remains a Fever record.

White's legacy as a prep and college star made her one of the state's most popular figures even before she donned a Fever uniform. Beginning at tiny Seeger Memorial High School, in West Central Indiana near the Illinois border, White set early standards for basketball excellence while becoming an Indiana icon. She averaged 36.9 points and 13.1 rebounds per game while being named Indiana Miss Basketball and the 1995 national high school player of the year by Gatorade and USA Today.

Record crowds began following the small-school sensation as she led the Patriots to a 92-7 record over four seasons and finished her prep career with an Indiana record 2,869 points, still the second-best figure in state history.

In Indiana's years of single-class basketball, White and Seeger won sectional and regional titles in all four seasons that she played.

At Purdue, she averaged double-figure scoring in four straight seasons. As a senior she averaged 20.2 points and 4.5 assists per game while earning the 1999 Wade Trophy as the national college player of the year. The Big Ten Player of the Year, she led Purdue to an unbeaten league mark (16-0) and its first NCAA title. She finished her career second in school history in points and assists.

She was inducted into the Purdue Athletics Hall of Fame on April 21, 2006.

Internationally, White competed with USA Basketball as a member of the 1997 Jones Cup Team that won a silver medal in Taipei, Taiwan. The USA lost the gold medal game against South Korea, 76-71, with White finishing the tournament as the second-leading scorer for the U.S., averaging 10.3 points per game.

Born in Danville, Ill., and raised in West Lebanon, Ind., White gave birth to her first child, Landon Fletcher White, on Sept. 27, 2011 — the morning of Game 3 of the 2011 Eastern Conference Finals. White and partner Michelle welcomed twin boys, Aiden and Avery, on Aug. 3, 2013.

HIGH SCHOOL PLAYING HISTORY

YEAR	TEAM	POSITION	FINISH
1991-92	Seeger		Sectional & Regional Champions
1992-93	Seeger		Sectional & Regional Champions
1993-94	Seeger		Sectional & Regional Champions
1994-95	Seeger		Sectional & Regional Champions

Indiana Miss Basketball, National Player of Year

COLLEGE PLAYING HISTORY

YEAR	TEAM	POSITION	FINISH
1995-96	Purdue (20-11)		NCAA First Round
1996-97	Purdue (17-11)		Big Ten Co-Champion, NCAA Second Round
1997-98	Purdue (23-10)		NCAA Elite Eight
1998-99	Purdue (34-1)		Big Ten & NCAA Champion, National Player of Year

WNBA PLAYING HISTORY

YEAR	TEAM	POSITION	FINISH
1999	Charlotte Sting (15-17)		Eastern Conference Finals
2000	Indiana Fever (9-13)		7th in East
2001	Indiana Fever (10-22)		6th in East
2002	Indiana Fever (injured, did not play)		4th in East, East Semifinals
2003	Indiana Fever (16-18)		T-5th in East
2004	Indiana Fever (15-19)		6th in East

COLLEGIATE COACHING HISTORY

YEAR	TEAM	POSITION	FINISH
2003-04	Ball State (13-16)	Assistant Coach	
2004-05	Kansas State (24-8)	Assistant Coach	NCAA Second Round
2005-06	Toledo (11-18)	Assistant Coach	
2006-07	Toledo (11-19)	Assistant Coach	

WNBA COACHING HISTORY

YEAR	TEAM	POSITION	FINISH
2007	Chicago Sky (14-20)	Assistant Coach	6th in East
2008	Chicago Sky (12-22)	Assistant Coach	5th in East
2009	Chicago Sky (16-18)	Assistant Coach	5th in East
2010	Chicago Sky (14-20)	Assistant Coach	6th in East
2011	Indiana Fever (21-13)	Assistant Coach	1st in East, East Finals
2012	Indiana Fever (22-12)	Assistant Coach	2nd in East, WNBA Champions
2013	Indiana Fever (16-18)	Assistant Coach	4th in East, East Finals
2014	Indiana Fever (16-18)	Associate Head Coach	2nd in East, East Finals

PERSONAL

Education: B.A. in communications, Purdue, 1999

High School: Seeger Memorial High School (West Lebanon, Ind.)

Hometown: West Lebanon, Ind.

Born: June 20, 1977 in Danville, Ill.

As a rookie with Charlotte in 1999, White helped the Sting to the Eastern Conference Finals.

COACHING STAFF

GAIL GOESTENKORS
ASSISTANT COACH

One of the most accomplished women's basketball coaches in the nation, Gail Goestenkers is scheduled for induction in the Women's Basketball Hall of Fame on June 13, 2015, where she will join former Fever boss Lin Dunn who, ironically, hired Goestenkers to her first full-time coaching position at Purdue in 1986.

Also ironic is that Goestenkers first crossed paths with current Fever coach Stephanie White when White was a young recruit at Purdue. Goestenkers later coached White on the 1997 Jones Cup Team, and in 1999, White dashed Goestenkers' hopes of a national championship at Duke when Purdue

downed the Blue Devils in the national championship game.

It was at Duke that Goestenkers put the stamp on her hall of fame career.

The head coach at Duke from 1992-07, she led the Blue Devils to an NCAA-record seven consecutive 30-win seasons while making 13 straight NCAA Tournament appearances. She was named the ACC Coach of the Year a record seven times and, during her final ten seasons at Duke, she led the Blue Devils to NCAA Sweet Sixteen appearances every year, seven Elite Eight appearances, four Final Four appearances, and two appearances in the NCAA Championship game.

In 2001-02, she led the Blue Devils to the first undefeated regular season in ACC women's basketball history, then repeated the feat twice more, in 2003 and 2007, while earning national coach of the honors each time. During her tenure at Duke, her teams won five ACC tournament championships and eight ACC regular season titles. Goestenkers holds the ACC record for fewest games required to achieve 300 wins (387 games).

A six-year assistant coach at Purdue under Dunn (1986-92), Goestenkers left Duke to take the reins as the Texas head coach from 2007-12. She briefly stepped away from coaching before venturing to the WNBA for the first time in 2014, as an assistant to Carol Ross in Los Angeles.

In 15 seasons at Duke, Goestenkers was 396-99 (.797). She was 102-64 (.614) in five seasons at Texas, falling just two wins shy of 500 head coaching victories at the college level — 498-163 (.753).

She also has played a significant role with USA Basketball, guiding the United States to medal finishes in each of six international competitions from 1997 to 2008. Since leading a silver-medal finish as head coach of the 1997 Jones Cup team, she was an assistant coach during a pair of gold medal finishes at the 2004 and 2008 Olympics, in Athens and Beijing. She was head coach of the USA at the U-19 World Championships in Tunisia in 2005, and an assistant coach during FIBA World Championships in 2002 and 2006.

Born Feb. 26, 1963 in Waterford, Michigan, Goestenkers attended Saginaw Valley State University, where she played point guard. After graduating in 1985, Goestenkers became a graduate assistant coach at Iowa State. After one season, she left to become an assistant coach under Dunn, where she remained until becoming head coach at Duke in 1992.

GARY KLOPPENBURG
ASSISTANT COACH

Gary Kloppenburg begins his second stint with the Fever, returning to Indiana where he helped design a trademark defensive unit that has had the Fever among the WNBA's top three scoring defenses every season since 2005.

Kloppenburg coached under Lin Dunn in Seattle (2000-02), spent 2003 with Phoenix, and resumed ties with Dunn in Indiana before embarking on his first head coaching role with Tulsa in 2012 and 2013.

Last season, as an assistant with the Los Angeles Sparks, was Kloppenburg's 11th in the WNBA.

Coaching beside Gail Goestenkers at L.A., and now again in Indiana, Kloppenburg helps form a dynamic bench duo of former head coaches to aid first-year head coach Stephanie White. White and Kloppenburg, in fact, shared the Fever bench in 2011, as assistants to Dunn.

Kloppenburg used his years of WNBA experience to net the Sparks' head position, and helped a three-win Tulsa franchise improve to nine wins in 2012 and 11 in 2013.

Prior to joining Dunn's staff with the Fever in 2008, he was on the staff of the NBA's Charlotte Bobcats, where he served under Bernie Bickerstaff for three seasons. Kloppenburg was hired by Bickerstaff when the Bobcats were founded in 2004 — continuing a family bond established when Bickerstaff was in college, and strengthened when Gary's father Bob coached in the NBA with Bickerstaff in Seattle and Denver.

Kloppenburg has coached at virtually every level of college and professional basketball, ranging from his beginnings at a California community college and intertwined with jobs in the NBA, WNBA, Continental Basketball Association and internationally.

Prior to joining the Bobcats' staff as an assistant coach and advance scout, he was an assistant with the WNBA's Mercury for one season after three years with Dunn in Seattle. He worked for the NBA's Toronto Raptors from 1997-99 after two seasons as an assistant coach and assistant director of player personnel in the CBA — first with the Rockford Lightning and then for the Quad City Thunder. Kloppenburg was the interim head coach for four games in 1999-00 with Rockford where he coached former NBA star Earl Boykins.

In the summer of 1999, he was head coach for Panteras de Miranda of the Venezuelan Professional League, and he has conducted basketball clinics in Greece, Belgium, Iceland and Japan.

After graduating from UC San Diego in 1981, his coaching career began at Lassen Community College (Calif.) where he had successful stints as head coach with both the men's and women's teams. He guided the women's team for five seasons before taking over the men's program for six.

Also fluent in Spanish, Kloppenburg was born Jan. 6, 1953, and has three children — Sonja, Ian and Carlotta. Carlotta, a coaching intern with the Fever, played at Point Loma Nazarene College and also is a graduate assistant coach at Winthrop University.

COACHING STAFF

TODD CHAMPLIN ATHLETIC TRAINER



@ToddChamplin
TWITTER



Todd Champlin is a licensed athletic trainer and board-certified sports physical therapist provided to the Indiana Fever by St.Vincent Sports Performance. A team sports practitioner for nearly 20 years, Champlin begins his fourth season in the WNBA.

Hockey has been Champlin's focus of attention for the past decade as team athletic trainer for the USHL's Indiana Ice from 2004-14, and the CHL's Indianapolis Ice from 2000 to 2003. He also has worked several seasons with the Buffalo Bandits, a professional indoor lacrosse team.

In Summer 2011, Champlin was the athletic trainer for Team USA when it won the gold medal at the Five Nations Tournament in Huttwil, Switzerland.

Before arriving in Indianapolis, Champlin owned his own private practice and sports therapy business for ten years in Buffalo, New York.

He received a bachelor of science in physical therapy from Daemen College in Buffalo prior to receiving a master's degree in sports physical therapy from the University of Pittsburgh. He is a member of the National Athletic Trainers Association, the National Strength and Conditioning Association and the American Physical Therapy Association.

Champlin is a native of Buffalo, NY, but now makes his home in Noblesville, Ind. He is married to wife, Victoria. The couple has three children: Andrew, Lindsey, and Lauren; and a granddaughter, Payson.

JOSH JONES STRENGTH COACH & PERFORMANCE SPECIALIST



@JoshuaFJones
TWITTER



Josh Jones begins his first season as strength coach and performance specialist for the Indiana Fever. Jones is a contracted professional as part of the team's agreement with St. Vincent Sports Performance.

Coach Jones came to St. Vincent Sports Performance (SVSP) after coaching at IUPUI for three years. While at IUPUI, he coached with women's basketball, volleyball, softball, golf, and tennis teams. Prior to becoming a strength coach for the Jaguars, he received his Masters Degree in Kinesiology from IUPUI where he also taught classes through an assistantship.

Josh completed his undergraduate degree at Indiana State University, where he played football for the Sycamores. After graduating from ISU, Josh completed internships at both Velocity Sports Performance and also with the Indiana Pacers.

Jones also has coached at the high school level, at Mooresville High School. While at Mooresville, Jones implemented a summer strength and conditioning camp for over 70 middle school athletes and the varsity baseball team.

Since joining SVSP, Josh has assisted with the NFL Pre-Combine Training program in addition to his primary focus on middle school, high school, and college athletes.

He is a Certified Strength and Conditioning Specialist (NSCA) and is also certified in Olympic Weightlifting (USAW) and the Functional Movement Screen (FMS).

CARLOS KNOX PLAYER DEVELOPMENT COACH



@CoachCarlosKnox
@KnoxIndyProAm
TWITTER



Carlos Knox is in his second season as Indiana's player development coach, tasked with assisting the Fever coaching staff with on the court skill development of its players.

Knox, a former college All-American and scoring champion at IUPUI, has enjoyed coaching success with a great number of local players who have thrived in college, the NBA and WNBA. Among the list of star athletes who have developed under his tutelage are Indiana Pacers star George Hill, Memphis Grizzlies standout Zach Randolph, former Ohio State and NBA star Daequan Cook and WNBA stars Tamika Catchings and Katie Douglas.

Recently, Knox completed his first season as head coach of the London Lightning of the National Basketball League of Canada. The Lightning finished 18-14, tied for second place in the Central Division.

Locally, Knox may best be known for establishing and maintaining the Knox Indy Pro Am League which has helped athletes transition from college to professional basketball. Originated in 2009, the summer league has been regarded as one of the best pro-am leagues in the country, attracting nearly 200 athletes including NBA All-Stars Eric Gordon, Paul George and John Wall, as well as Lance Stephenson, Gordon Hayward, Victor Oladipo, Mario Chalmers, Norris Cole and others. The Knox Indy Pro Am has spawned a pair of national pro-am champions – 2013 AND1 Summer Remix and 2014 Red Bull Midnight Run, both which represented the state of Indiana and were coached by Knox.

His coaching career began as an assistant men's coach at his alma mater during the 2001-02 season when he aided in the recruitment and development of Hill who became the only player in school history to be drafted into the NBA.

A native of Dayton, Ohio, Knox also has coached with the IBL Dayton Jets (2004-05), ABA Indiana Alley Cats (2005-07) and the CBA's Pittsburgh Xplosion (2007-08). During winter seasons in 2008-09 and 2009-10, he coached Club Al Hilal to a pair of playoff appearances in the Saudi Arabia Premier League.


As a player at IUPUI from 1994-98, Knox was a three-time All-American, two-time NCAA Division II scoring champ and the NCAA Division II Player of the Year as a senior. He finished his career as the school's record holder for career and single-season points, single-season (32.0) and career (30.1) scoring average, and a record 51 points in a single game. His No. 34 jersey was retired after his final game, and he was inducted into the IUPUI Athletics Hall of Fame in 2004.

A professional playing career included a short preseason stint with the Indiana Pacers. He spent more than six years in Germany and Venezuela before he returned to Indianapolis to assume a coaching stint at IUPUI.

Knox owns a bachelor of arts degree from IUPUI and he has two children, Carlos Jr., and Kaelyn.



ASHLEY MILLER
Manager, Fever Basketball
Operations
16th Season with Franchise



DREW STANICH
Equipment Manager/
Operations Coordinator
9th Season with Franchise



LINDSAY DAVIS
Video Coordinator
4th Season with Franchise

A former scoring champion locally at IUPUI, Carlos Knox had his No. 34 Jaguars jersey retired by his alma mater.

NATALIE ACHONWA



POSITION: Center

WNBA YEARS: Rookie

HEIGHT: 6-4

WEIGHT: 183

BORN: November 22, 1992 in Guelph, Ontario

HIGH SCHOOL: St. Mary's Catholic (Hamilton, Ontario)

COLLEGE: Notre Dame '14

DRAFTED: By Indiana, first round, 2014 WNBA Draft (9th overall)



11



@NatAchon
TWITTER



@NatAchon11
INSTAGRAM

A 2014 first-round draft pick (9th overall) who the Fever chose with high hopes for a rookie season in 2015, Achonwa begins that rookie campaign after missing the past year with an ACL injury sustained in the 2014 NCAA Tournament. Achonwa resided in Indianapolis last winter while rehabbing the injury and doubling as the director of basketball operations with Notre Dame, through another trip to the NCAA Final Four.

COLLEGE

2013-14: Finished her career ranked 12th on Notre Dame's career scoring list (1,546), fourth in rebounds (970), tied for fifth in double-doubles (28) and sixth in career field goal percentage (.562)... helped Notre Dame reach four consecutive Final Four appearances...earned Associated Press All-America Third Team, All-ACC Second Team and NCAA Notre Dame Regional All-Tournament Team honors during her senior season... started 33 games and averaged a career-high 14.9 points to go along with 7.7 rebounds and a career-best 2.8 assists per game...posted a team-high eight double-doubles...finished second in the ACC, third nationally and seventh in Notre Dame single-season history with a .611 field goal percentage...her season ended when an ACL injury knocked her from the NCAA Regional Final against Baylor.

2012-13: Earned Associated Press All-America Team honorable mention, First-Team All-Big East and NCAA Norfolk Regional All-Tournament Team honors...started all 37 games while averaging 13.8 points and a career-high 9.5 rebounds per game...set a school record and led the Big East with 19 double-doubles, including three during the NCAA Tournament...shot 52.0 percent from the field and 80.0 percent from the free throw line.

2011-12: Played in 36 games and made one start while averaging 7.6 points and 4.4 rebounds per game...finished third in the Big East with a team-high .557 field goal percentage...named to the NCAA Raleigh Regional All-Tournament Team and helped the Irish reach the NCAA National Championship Game.

2010-11: Named to the Big East All-Freshman Team...Appeared in all 39 games off the bench during her freshman season...averaged 6.9 points and 5.3 rebounds in 18.3 minutes per game with a .566 field goal percentage.

INTERNATIONAL

2013: Helped the Canada Senior Women's National Team earn a silver medal and qualify for the 2014 FIBA World Championships at the 2013 FIBA Americas Championship in Mexico... averaged 7.5 points and 5.0 rebounds per game in six games.

2012: Appeared in six games for the Canadian team that reached the Olympic quarterfinals in London...averaged 7.2 points, 3.8 rebounds and 2.2 assists in 19 minutes per game.

2010: Played in eight games for Team Canada at the 2010 FIBA World Championships in the Czech Republic...averaged 4.6 points and 3.9 rebounds in eight games.

2009: Made her Canadian Senior National Team debut at age 16 at the 2009 FIBA Americas Championship in Brazil...helped Team Canada win a bronze medal and a berth in the 2010 FIBA World Championships...played in all five games during the tournament while averaging 6.6 points and 4.2 rebounds per game... earlier in the summer, she appeared in nine games for the Junior Women's National Team at the FIBA U19 World Championships in Thailand...named a Third-Team All-Star and helped the team reach the semifinal round by averaging 10.3 points and 6.1 rebounds per game.

2008: Made her international debut at age 15 for Canada's Junior Women's National Team at the FIBA U18 Americas Championship in Argentina...helped her team win the silver medal with a 4-1 record as she averaged 7.2 points and 5.8 rebounds per game.

PERSONAL

Last name is pronounced uh-CHON-wuh...native of Guelph, Ontario...daughter of Marion and Manny Achonwa...has one older brother, Adrian, and one younger sister, Kendra...her brother, Adrian, played basketball at the University of Guelph (Ontario)... in 2009, was selected as one of Guelph's "top 40 influential people under 40" by the Guelph Mercury...graduated in May 2014 from Notre Dame's Mendoza College of Business with her bachelor's degree in management-consulting.

CAREER TRANSACTIONS

(1) Drafted by the Indiana Fever with the 9th overall pick, first round, in the 2014 WNBA Draft, 4/14/14.

ACHONWA'S COLLEGE STATISTICS AT NOTRE DAME

YR/TEAM	G-GS	MIN	FGM-A	PCT	3FGM-A	PCT	FTM-A	PCT	OR	DR	TR	AVG	AST	PF-DQ	ST	TO	BKS	PTS	AVG
2010-11	39-0	713	112-198	.566	2-4	.500	44-77	.571	86	122	208	5.3	44	73-2	32	64	17	270	6.9
2011-12	36-1	618	108-194	.557	3-10	.300	54-75	.720	63	94	157	4.4	49	71-1	24	53	27	273	7.6
2012-13	37-37	1001	184-354	.520	0-0	.000	144-180	.800	119	231	350	9.5	85	70-4	41	82	34	512	13.8
2013-14	33-33	838	193-316	.611	0-0	.000	105-148	.709	70	185	255	7.7	91	74-0	34	90	39	491	14.9
Career	145-71	3170	597-1062	.562	5-14	.357	347-480	.723	338	632	970	6.7	269	288-7	131	289	117	1546	10.7

"Ace" helped lead Notre Dame to four straight Final Four appearances as a player, and joined the Fighting Irish again in 2015 as director of basketball operations.

BRIANA BUTLER



POSITION: Guard

WNBA YEARS: 3

HEIGHT: 6-0

WEIGHT: 150


BORN: August 16, 1990 in Houston, Texas

HIGH SCHOOL: Cinco Ranch (Katy, Texas)

COLLEGE: USC '12

DRAFTED: By Washington, third round, 2012 WNBA Draft (35th overall)

ACQUIRED: Signed as a free agent, 2/10/15



14



@BriButler_1512
TWITTER



@BriButler_1512
INSTAGRAM

Butler begins her fourth WNBA season after splitting the 2014 campaign between Phoenix and Connecticut. A slashing, athletic guard, she was a 30-game starter for the Mercury in 2013.

PRO - WNBA

2014: Appeared in six games for the Connecticut Sun after signing two seven-day contracts on July 7 and 14...totaled two points on 1-for-6 shooting and five rebounds in 6.0 minutes per game during the regular season.

2013: Played in all 34 games and made 30 starts for the Phoenix Mercury, averaging 4.4 points, 3.2 rebounds and 1.5 assists in 22.4 minutes per game...shot 39.5 percent from the field...pulled down a career-high eight rebounds against Tulsa, 8/9...recorded a career-high five assists against the Sparks, 6/14.

2012: Appeared in 11 games and made two starts for the Mercury, averaging 7.0 points and 3.6 rebounds per game...shot .338 from the field, .378 from three-point range and .789 from the foul line...signed to two seven-day contracts on August 22 and 29 before being retained for the remainder of the 2012 WNBA season...scored a career-high 13 points and shot 5-for-5 from the free throw line against San Antonio, 9/1...sank a career-high three 3-point field goals against Tulsa, 9/14.

PLAYOFFS

2013: Played in all five playoff games and made three starts as Phoenix fell to Minnesota in the Western Conference Finals...averaged 3.6 points and 3.0 rebounds in 20.8 minutes per game...shot 40.0 percent from the field and 75.0 percent from

the free throw line...recorded a postseason high with five points in Game 2 against Minnesota, 9/29...scored three points and pulled down six rebounds in the deciding Game 3 win over the Sparks in the Western Conference Semifinals, 9/23.

COLLEGE

2011-12: Earned All-Pac 12 First Team and All-Pac 12 Defensive Team recognition...averaged 12.3 points, 6.8 rebounds and 1.4 steals per game...shot a career-best 38.7 percent from three-point range...started all 28 games in which she appeared in for the Trojans.

2010-11: Named AP All-America honorable mention...scored her 1,000th career point on Jan. 22, becoming the 22nd Trojan to hit the mark...named Pac-10 Defensive Player of the Year for the second consecutive season...earned All-Pac-10 Team and Pac-10 All-Defensive Team recognition...ranked second in the conference in steals (2.5 per game), fourth in blocks (1.4 bpg), seventh in scoring (14.4 ppg) and ninth in rebounding (7.3 rpg)...recorded seven double-doubles in the season.

2009-10: Named Pac-10 Co-Defensive Player of the Year and was selected to All-Pac-10 First Team...team leader in rebounding, blocks, steals and finished second scoring and assists...averaged 15.1 points, 5.9 rebounds, 3.1 assists, 1.8 steals and 1.6 blocks per game...appeared in and started all 31 games...scored in double figures in 21 games...recorded two double-doubles...named to the All-Pac-10 First Team and the Pac-10 Media All-Pac-10 Defensive Team.

2008-09: Named the 2009 Pac-10 Freshman of the Year...she was the only Trojan to start all 32 games...was the team's third

leading scorer (10.5 ppg), top rebounder (5.4 rpg) and leader in steals (1.6 spg)...also averaged 1.8 assists per game...other all-conference honors included All-Pac-10 Third Team, Pac-10 All-Freshman Team and Pac-10 All-Defensive Team Honorable Mention...scored in double figures in 19 games, including a season-high 22 points vs. Harvard...tallied two double-doubles, getting 10 rebounds and 15 points at Arizona and 10 rebounds and 21 points at Cal.

PERSONAL

Briana Renee Gilbreath-Butler was born Aug. 16, 1990 in Houston, Texas...she was married April 13, 2014 to Brice Butler, an NFL wide receiver with the Oakland Raiders...the couple met during their freshmen year at USC...the daughter of Wardell and Audrey Gilbreath, she has one sister, Stefanie, who also played for USC...her father was a track and field athlete at Arizona...was a 2008 McDonald's All-American out of Cinco Ranch High in Katy, Texas.

CAREER TRANSACTIONS

(1) Drafted by the Washington Mystics with the 35th overall pick, third round, of the 2012 WNBA Draft, 4/16/12. (2) Waived by Washington in training camp, 2012. (3) Signed a pair of 7-day contracts with Phoenix, 8/22/12 and 8/29/12, before being retained for the remainder of the season. (4) Waived by Phoenix in training camp, 2014. (5) Signed a pair of 7-day contracts with Connecticut on 7/7/14 and 7/14/14. (6) Signed to a free agent contract with Indiana, 2/10/15.

BUTLER'S STATISTICS

REGULAR SEASON

YR/TEAM	G-GS	MIN	FGM-A	PCT	3FGM-A	PCT	FTM-A	PCT	OR	DR	TR	AVG	AST	PF-DQ	ST	TO	BKS	PTS	AVG
2012 PHO	11-2	258	24-71	.338	14-37	.378	15-19	.789	14	26	40	3.6	12	15-0	5	14	5	77	7.0
2013 PHO	34-30	763	60-152	.395	13-51	.255	15-24	.625	26	83	109	3.2	50	61-0	23	25	15	148	4.4
2014 CON	6-0	36	1-6	.167	0-2	.000	0-0	---	0	5	5	0.8	0	3-0	1	2	1	2	0.3
WNBA (3)	51-32	1057	85-229	.371	27-90	.300	30-43	.698	40	114	154	3.0	62	79-0	29	41	21	227	4.5

PLAYOFFS

YR/TEAM	G-GS	MIN	FGM-A	PCT	3FGM-A	PCT	FTM-A	PCT	OR	DR	TR	AVG	AST	PF-DQ	ST	TO	BKS	PTS	AVG
2013 PHO	5-3	104	6-15	.400	0-4	.000	6-8	.750	7	8	15	3.0	8	10-0	4	9	2	18	3.6

BUTLER'S CAREER HIGHS

REGULAR SEASON

MIN:	38, vs. TUL, 9/14/12	AST:	5, vs. LA, 6/14/13
FGM:	5, at CHI, 9/11/13	ST:	3, vs. MIN, 7/21/13
	vs. SA, 9/6/13	TO:	3, at ATL, 9/8/13
FGA:	11, at WAS, 6/27/13	BKS:	2, three times
	vs. CHI, 9/16/12		(most recent vs. TUL, 8/11/13)
3-pt FGM:	3, vs. TUL, 9/14/12	PTS:	13, vs. SA, 9/1/12
3-pt FGA:	7, at LA, 9/18/12		
FTM:	5, vs. SA, 9/1/12		
FTA:	5, vs. SA, 9/1/12		
OR:	4, vs. TUL, 8/9/13		
	vs. CHI, 9/16/12		
DR:	6, at SA, 8/17/13		
TR:	8, vs. TUL, 8/9/13		

PLAYOFFS

MIN:	24, vs. MIN, 9/29/13	AST:	2, at MIN, 9/26/13
	vs. LA, 9/21/13		vs. LA, 9/21/13
FGM:	2, vs. MIN, 9/29/13	ST:	2, at MIN, 9/26/13
	at LA, 9/19/13	TO:	3, vs. LA, 9/21/13
FGA:	5, vs. MIN, 9/29/13	BKS:	1, vs. MIN, 9/29/13
	at LA, 9/27/12		at LA, 9/23/13
3-pt FGM:	0	PTS:	5, vs. MIN, 9/29/13
3-pt FGA:	2, vs. MIN, 9/29/13		
FTM:	3, at LA, 9/23/13		
FTA:	4, at LA, 9/23/13		
OR:	3, vs. LA, 9/21/13		
DR:	4, at LA, 9/23/13		
TR:	6, at LA, 9/23/13		

Butler recently married her college sweetheart Brice Butler, a football player with the NFL Oakland Raiders.

TAMIKA CATCHINGS



POSITION: Forward

WNBA YEARS: 14

HEIGHT: 6-1

WEIGHT: 167

BORN: July 21, 1979 in Stratford, New Jersey

HIGH SCHOOL: Duncanville (Duncanville, Texas)

COLLEGE: Tennessee '01

DRAFTED: By Indiana, first round, 2001 WNBA Draft (3rd overall)



24



@Catchin24
@CatchTheStars24
TWITTER



@Catchin24
@CatchTheStars24
INSTAGRAM

Indiana's "do-everything" forward has completed 14 seasons in the WNBA...she earned WNBA Finals MVP honors while leading the Fever to the 2012 WNBA championship...a year earlier, in 2011, she captured her first regular-season MVP honor...she enters the 2015 season as the WNBA's active leader in points, rebounds, steals and free throws.

Catchings is set to become the WNBA's only player ever to spend an entire career of 15 or more seasons with the same franchise. An active participant in 14 seasons (not counting 2001) with the Fever, Catchings joins an elite list of NBA counterparts with as many seasons of an entire career playing with the same team: Kobe Bryant (19), John Stockton (19), Tim Duncan (18), Reggie Miller (18), Dirk Nowitzki (17), John Havlicek (16), Hal Greer (15), Elgin Baylor (14), Joe Dumars (14), Tony Parker (14), David Robinson (14), and Jerry West (14).

In Fall 2014, Catchings announced her intentions to retire following the 2016 WNBA season which coincides with the Summer Olympics in August 2016, in Rio de Janeiro, Brazil. Catchings hopes to join an elite club with Teresa Edwards and Lisa Leslie who are currently the only American basketball players, male or female, to earn four Olympic gold medals.

She enters the 2015 season as the WNBA's all-time leader in free throws and steals, while ranking third in points and fourth in rebounds. She is the WNBA career playoffs leader in points, rebounds, free throws and steals.

A telling note of durability is that Catchings has played at least 30 games in 10 of her 13 active seasons...in 2014, however, she missed the Fever's first 17 games due to a sore back...in 2012, at age 33, Catchings was the only WNBA player to start every regular season (34) and playoff game (10), as well as every game in the Olympics (8).

Twice since 2010 she has been named the winner of the WNBA's Kim Perrot Sportsmanship Award...she won it outright in 2010 and shared the honor with Chicago's Swin Cash in 2013.

She was named the WNBA's Defensive Player of the Year in 2012, receiving the award an unprecedented five times – in 2005, 2006, 2009, 2010 and 2012...Catchings was second in WNBA MVP balloting in 2002, 2009 and 2010, and has finished among the top three in balloting for the WNBA MVP Award in seven of her 13 active pro seasons...she has finished among the top five in MVP balloting in 10 of 13 active seasons, asserting herself as one of the world's premier players...she has scored in 392 of 393 games played in her pro career...she is a nine-time WNBA All-Star and an 11-time All-WNBA recipient...she has earned WNBA Player of the Week honors 21 times, more than any player in league history.

She has averaged 16.7 points, 7.5 rebounds, 3.2 assists and 2.4 steals per game during her career... Catchings led the Fever in points per game, rebounds, assists and steals in each of her first six active pro seasons and again in 2010 and 2011 – no other WNBA player has led her team in as many categories in even one of those seasons.

Catchings became the WNBA's all-time leader in steals during the 2011 season and she emerged from the 2012 season as the league's all-time leader in free throws made...she is the only player in WNBA history to rank among Top 25 all-time leaders in points, rebounds, assists, steals and blocks – and Catchings actually ranks in the Top 12 in all of them: points (6,554, 3rd), rebounds (2,940, 4th), assists (1,355, 7th), steals (957, 1st) and

blocks (351, 11th)...she also ranks among WNBA career leaders in free throws made (1,773, 1st) and 3-point field goals made (553, 9th)...she is the only player 6-foot or taller ranked among Top 10 WNBA assist leaders...she averages more steals per game (2.44) than any player in WNBA history with more than two seasons...Catchings owns four of the top five single-season steals figures in league history and in 2009 finished just one shy of Teresa Weatherspoon's league record of 100 in a season (94 in 2006; 94 in 2002; 90 in 2005; 99 in 2009)...a member of the WNBA's 10th Anniversary All-Decade Team, awarded in 2006, she is the only player in WNBA history to ever rank in the league's top 10 in scoring, rebounding, assists, steals and blocked shots in the same season...Catchings, though, has done it twice – in 2002 and 2006...she has posted double-doubles in nearly one-fourth of her professional games (90-of-393), third in WNBA history.

Catchings is a three-time Olympic gold medalist for the United States, medaling at the 2004 Olympics in Athens, Greece; the 2008 Olympics in Beijing, China and the 2012 Games in London where she served as a U.S. tri-captain alongside Sue Bird and Diana Taurasi.

Off the court, Catchings is one of the country's most highly-regarded citizen-athletes...she was inducted into the Indiana Basketball Hall of Fame on April 28, 2015...on April 26, 2014, Indy Parks and Recreation dedicated Tamika Catchings Court, in Thatcher Park on Indy's west side, in honor of her good works...in 2013, she served on a mentoring panel at the White House to honor Women's History Month, speaking with other female luminaries to a group of high school students...she was named by Secretary of State Hilary Rodham Clinton to serve on the U.S. Department of State's Council to Empower Women and Girls Through Sports...serving in that capacity with the State Department, she has traveled to Bangkok, Thailand and Abu Dhabi, U.A.E. to engage girls and women in sports...since the 2012-13 college season, she has been a National Ambassador for the All-state WBCA Good Works Team, honoring college women's basketball stars who do good work in their communities...Catchings was the 2012 Honoree for the Pacers Foundation and Simon Youth Foundation Masquerade Gala and prior to the 2013 season, the Catch The Stars Foundation was honored by the Indianapolis City-County Council.

In 2012 alone, she was a spokesperson for Indy's Super Cure, a community initiative of the 2012 Indianapolis Super Bowl Host Committee to aid in research and donation of healthy breast tissue; she was named an NBA/WNBA ambassador for Sanofi's "Dribble to Stop Diabetes" campaign; she was named to serve on the board of trustees of the Women's Sports Foundation; and appeared with First Lady Michelle Obama in Des Moines, Iowa, as part of Obama's "Let's Move Tour," geared toward solving the problem of childhood obesity.

In 2011, she was voted a Top 5 Finalist for the United Nations NGO Positive Peace Award and one of ten "Dream Team for Public Service" finalists for the Jefferson Award for outstanding service by an athlete...she was invited to President George W. Bush's State of the Union Address in 2004 and was named a finalist for the 2006 Wooden Citizenship Cup, presented annually to the nation's top professional athlete who exhibits outstanding community service...she was the 2008 female recipient of the Rotary Club of Tulsa Henry P. Iba Citizen-Athlete Award...she was the first recipient of the WNBA's Dawn Staley Leadership

Award, presented in 2008 to the player who best exemplifies the characteristics of a leader in the community and reflects Staley's leadership, spirit, charitable efforts and love for the game...Catchings is the current president of the WNBA Players Association.

PRO - WNBA

2014: Catchings started all 16 games in which she played, averaging 16.1 points and 6.4 rebounds per contest...she was named second team WNBA All-Defense and earned Eastern Conference Player of the Month honors for the month of August...Catchings scored 12 of her season-high 29 points in the first quarter at New York, 8/10...the star forward connected on 11-of-19 from the floor, including a season-high 4 3-pointers and was three points shy of tying her career high scoring mark...she dished a season-high four assists in the win...Catchings did not play during the preseason or in any of the Fever's first 17 regular season games due to precautionary measures with a sore back.

2013: Catchings started all 30 games in which she played, leading the team in points per game (17.7) and finishing second in assists per game (2.4)...she posted double-doubles in three of four games from Aug. 24 to Sept. 6, missing four straight by a single rebound...she was named the East Player of the Week on Sept. 2, the WNBA-leading 20th player of the week award of her career...she stuffed the box score with 17 points, 10 rebounds, five steals and four blocks against Chicago, 8/3, recording the 85th double-double of her career...Catchings became the first player in league history to rank among the top 10 career leaders in points, rebounds, assists, steals and blocks...she became the No. 4 scorer in WNBA history while scoring 23 points at Tulsa, 7/25, while also adding nine rebounds, three assists, and three steals...on her 34th birthday, she overcame a bloodied nose to record the 84th double-double of her career at Washington, 7/21, scoring 23 points with 10 rebounds while adding six assists and three steals, resulting in East Player of the Week honors...she returned from a lower back injury to score a season-high 28 points against Tulsa, 6/28, finishing 9-of-18 from the floor while adding five rebounds, three assists, six steals and four blocked shots...her six steals against Tulsa, 6/28, matched her season high from 2012 while her four blocks in the same game were her highest figure since a career high five against Charlotte in 2006.

2012: In 34 starts, Catchings averaged 17.4 points, 7.6 rebounds, 3.1 assists and 2.1 steals per game...she was named the WNBA Defensive Player of the Year for the fifth-time in her career...she was named to the All-WNBA First-Team for the seventh time...she was third in WNBA MVP voting, with statistics better than in her 2011 MVP season...she was named to the WNBA All-Defensive First-Team for the eighth time in her career...she finished eighth in the WNBA for scoring, sixth in rebounds and fifth in steals...she became the second player in WNBA history, joining Katie Douglas, with 500 3-point field goals and 500 steals in her career...she posted 10 double-doubles in 34 games...she recorded eight games with 20 points or more, including a career-high six 3-pointers and season-high 31 points vs. Connecticut, 6/8...Catchings earned four Eastern Conference Player of the Week awards, the most of any season in her career, and also was the East's player of the month for August.

2011: The WNBA's Most Valuable Player started in 33 games before missing the final game of the regular season...she aver-

On top of Catchings' myriad of other awards, she has twice been honored with the WNBA's Kim Perrot Sportsmanship Award.

TAMIKA CATCHINGS

aged 15.5 points, 7.1 rebounds, and 3.5 assists per game...her seventh point vs. the Liberty, 8/13, was the 5,000 of her career, becoming the sixth in league history to reach that mark...she matched a career-high with 32 points and was 17-of-19 from the foul line in that game...she set Fever records for free throws made and attempted the same night...she became the first player in WNBA history to score 5,000 points, have 2,000 rebounds, and dish 1,000 assists...she recorded a season-high 15 rebounds at Connecticut 6/17...she ranked fourth in the WNBA in steals and became the league's all-time leader on 7/9 vs. Washington, passing Ticha Penicheiro...she had a season-high six thefts in that game, including a WNBA-record tying five in the fourth period...she posted four double-doubles in 33 games...in addition to being named WNBA MVP, she was named to the All-WNBA First Team and the WNBA All-Defensive Team...she had a string of 114 consecutive starts snapped by a bruised knee, three starts away from the franchise record.

2010: The WNBA's MVP runner-up for a second straight season, Catchings posted perhaps the finest year of her career...an 18.2-point scoring average was her best since 2003 and her 48.4 percent shooting clip easily the best of her career...she shot a career-high 44.8 percent from the 3-point stripe and led the WNBA in steals (77) for the fourth time...she recorded a season-high 30 points during a 95-93 win over eventual East champion Atlanta, 8/6...she posted eight double-doubles in 34 games and twice was named the Eastern Conference Player of the Week...in addition to being named to the All-WNBA First Team and WNBA All-Defensive Team, she received the league's Kim Perrot Sportsmanship Award...Catchings represented the USA in the Stars at the Sun midseason classic featuring stars of the WNBA against the USA Basketball National Team, preparing for the World Championships.

2009: The WNBA's MVP runner-up started in all 34 games...she averaged 15.1 points, 7.2 rebounds, 3.1 assists and 2.9 steals per game...Catchings won her third WNBA Defensive Player of the Year award and was only one steal from tying the WNBA record for most steals in a season (100)...she was also named to the All-WNBA First Team and the WNBA All-Defensive Team...with teammate Katie Douglas, Catchings was an All-Star starter...she led the team in rebounds, steals and assists, and was second in scoring...Catchings shot .873 from the free-throw line while leading the WNBA in free throws made...she was sixth in the WNBA with seven double-doubles...Catchings had six steals in a game five different times.

2008: In an abbreviated season due to injury and rehabilitation, Catchings started 17 games in 25 appearances...she averaged 13.3 points and 6.3 rebounds per game...she scored in double-digits in 17 of 25 appearances, and scored 20 points or more in five out of six games during the final stretch of the regular season...she posted identical double-doubles (20 points, 10 rebounds) in back-to-back games at Detroit, 9/5, and Atlanta, 9/8, to open the month of September...despite a shortened season, she still was named to the WNBA All-Defensive Team for the fourth straight season...her 1.96 steals per game was fifth in the league...Catchings shot a career-best 43.2 percent from behind the arc in 2008, second-best on the team and fourth in the WNBA.

2007: Catchings averaged 16.6 points, 9.0 rebounds, 4.7 assists and 3.1 steals per game while starting in all 21 of her appearances...she was having perhaps the best season of her career, including career-high averages in rebounds and assists before she injured her left foot (partially torn plantar fascia) vs. Detroit, 7/20...she missed the final 13 games of the regular season...the Fever was 5-8 in her absence...she was named All-WNBA second team and was a first-team selection to the WNBA All-Defensive team for the third straight season...she posted a season-high 26 points to go with 14 rebounds in a win at Detroit, 6/16...she had a season-high 15 rebounds one night earlier against Phoenix, 6/15...she had 22 points, 13 rebounds and six assists to go with two steals in 37 minutes vs. Chicago, 7/18...the game vs. the Sky represented her seventh double-double of the season and the 50th of her career...despite missing 13 games, she led the WNBA in steals for a third consecutive season.

2006: Catchings averaged 16.3 ppg and 7.5 rpg, to go with a league-leading 2.94 spg to earn her second consecutive Defensive Player of the Year Award...she earned First Team All-WNBA honors, and was named at midseason to the WNBA's 10th Anniversary All-Decade Team...she was the leading vote-getter for the WNBA All-Star Game, but was unable to play due to a heel injury...she scored a season-high 30 points, snared nine

rebounds with three assists and three steals in an overtime win at New York, 6/13...in the same game, she broke a 78-78 tie on a jump shot with just one tenth of a second left in overtime...Catchings was named the WNBA Player of the Week for the ninth time in her career, as she was honored for the week ending 7/30...she scored 20+ points nine times and scored in double figures in all but four games, including each of the last 17...her 165 FT and 204 FTA both were second in the WNBA...she topped the league in steals with 94, which tied her own mark for the second-highest figure in WNBA history...she helped the Fever to a total of 355 steals, the highest figure by a team in WNBA history...she missed two games early in the season (at Houston, 5/31, and at Minnesota, 6/2) due to a sprained right arch - they were the first games she had missed in her WNBA career.

2005: Catchings started all 34 games and led the Fever to the Eastern Conference Finals, averaging 14.7 ppg, 7.8 rpg, 4.2 apg and 2.6 spg...she was named the WNBA's Defensive Player of the Year and a member of the WNBA All-Defensive First Team...she led the league with 90 steals while no other player in the WNBA had more than 67 thefts...she finished with a club record 143 assists in 2005...she had a season-best eight steals against Connecticut, 7/13...it was the most steals by any player in the WNBA in 2005...she tied a Fever record with three consecutive double-doubles, 7/26-7/31, and fell one rebound short of her fourth in a row vs. Seattle, 8/4...she led the WNBA with 193 free throws attempted and ranked second in the league with 152 free throws made...she set team single-game records for free throws made and attempted, shooting 15-17 vs. Phoenix, 5/24...she scored 20+ points a team-high 10 times, including a season-best 28 points vs. Phoenix, 5/24...she was named the WNBA Player of the Week three times, being so honored for the weeks ending 6/19, 7/17 and 8/21...she led the Fever in points, rebounds and assists in the same game 10 times...she set a franchise record with 10 offensive rebounds vs. Charlotte, 8/20...that was the most of offensive rebounds by any player in the WNBA in 2005 and was two short of the league record.

2004: Highlighted by her gold medal appearance in the Olympics in August, Catchings appeared in all 34 games for the Fever and started in 33, missing a start only against San Antonio, 9/10, after sustaining a toe injury in practice...the missed start snapped a string of 96 consecutive starts dating to the opening game of 2002...she was named second team All-WNBA after leading the Fever in points (16.7), rebounds (7.3), assists (3.4), steals (2.0) and blocks (1.1)...she finished fifth in the WNBA in scoring, fourth in rebounds and fourth in steals per game...she recorded five double-doubles and scored in double figures in all but three games...she saved her best game for the season finale at Connecticut, 9/19, by scoring 30 points with nine rebounds, four assists and four steals...she shot 10-12 at the free throw line, and tallied 21 points in the second half...she was twice named the WNBA's Player of the Week.

2003: For the second straight season, Catchings was the runner-up in balloting for the league's MVP and Defensive Player of the Year Awards...she was named first team All-WNBA and was the leading scorer (17 points) in the WNBA All-Star Game, 7/14...she started and scored in all 34 games averaging 19.7 points per game, including an average of 22.0 during July and 20.0 during August...she twice matched her own franchise record by scoring



20+ points in four consecutive games...she had 10 games with double-figure points and rebounds...she matched a career scoring high with 32 points, and added a game-high 14 rebounds, in the Fever's first-ever win at Madison Square Garden, 8/22...she had 25 points and a career-high 16 rebounds in a double-overtime win at Connecticut, 6/26...she outdueled Chamique Holdscraw and led the Fever to a pair of dramatic road wins at Washington, just five days apart in July...after scoring 29 points on 7/24, she added 30 points during a 92-91 overtime game, 7/29...Catchings' spinning baseline floater off the glass as time expired overshadowed Holdscraw's apparent game-winning basket just seconds earlier, 7/29...she led the WNBA with 35.6 mpg...she finished second in the WNBA in steals and third in scoring.

2002: The WNBA Rookie of the Year, she was runner-up in voting for the league's MVP and Defensive Player of the Year Awards...she became the first Fever player ever to be named to the All-WNBA First Team...she ranked in the WNBA's top 10 in points, rebounds, assists, steals and blocks...in addition to being the only player in the WNBA to lead her team in points, rebounds and assists, she led the Fever in steals, blocked shots, minutes played and 3-pt FG...she led the team in scoring 21 times, rebounding 23 times and in assists 16 times...she led the WNBA in steals (2.94 spg)...she tied a WNBA record with nine steals against Minnesota, 7/26...she was the first Fever player to score 30+ points, scoring a team-record and career-high 32 points vs. New York, 6/8...she matched that total against Orlando, 8/7...she grabbed a season-high 15 rebounds against Charlotte, 8/3...she ranked second in the league in 3-pt FG with 76...her 193 attempts from long range led the league...she set a WNBA record by hitting all six of her 3-pt FG at Orlando, 7/3...those six 3-pt FG set a franchise record and tied the most by any player in the WNBA in 2002...she logged just 11 minutes after being elbowed in the nose by Miami's Ruth Riley, 7/12...that elbow resulted in a broken nose, but she did not miss any games and was one of two Fever players to start all 32 games...the first Fever player to start a WNBA All-Star Game, she scored a team-high 12 points with nine rebounds, one assist, one steal and four blocked shots...those blocked shots tied the All-Star Game record.

TAMIKA CATCHINGS

2001: She did not play due to a torn anterior cruciate ligament in her right knee suffered during her senior season at Tennessee...she tore cartilage (medial meniscus) in her right knee during the Fever's practice in Houston, 7/5, and underwent surgery, 7/9.

PLAYOFFS

The WNBA's all-time leader in postseason points, rebounds and steals, Catchings owns career playoff averages of 16.9 points, 9.1 rebounds, 3.5 assists and 2.3 steals per game...she owns a double-double in nearly 40 percent of all playoff games, posting 23 double-doubles in 56 career playoff games (including 13 in 38 games the past six seasons)...she has appeared in every playoff game in Fever history and ranks among WNBA all-time playoff leaders in games played (3rd, 56), games started (2nd, 55), minutes played (2nd, 1921), field goals made (4th, 290), field goal attempts (2nd, 741), 3-point field goals made (8th, 66), 3-point field goal attempts (5th, 212), free throws made (1st, 303), free throw attempts (1st, 355), offensive rebounds (5th, 126), defensive rebounds (1st, 386), total rebounds (1st, 512), assists (3rd, 194), steals (1st, 127), blocks (7th, 51) and points (1st, 949).

2014: In her 11th postseason appearance, Catchings tallied double-double efforts in three of five playoff games as Indiana fell one win shy of reaching its third WNBA Finals...during the five-game playoff run, she passed Lisa Leslie as the league's all-time leader in playoff points and rebounds...she averaged 16.6 points and 9.2 rebounds in the playoffs...she posted 22 points and 10 rebounds in a playoff opener against Washington while securing 14-of-14 free throws and a career-high and WNBA playoffs-record seven steals...she had 26 points and 11 boards to help complete a two-game sweep of the Mystics, and later added 16 points with 14 boards in a Game 2 win over Chicago in the East Finals.

2013: Catchings started in all four Fever postseason games, averaging 13.5 points, 7.8 rebounds, 2.3 assists and 1.5 steals per game...she recorded a double-double in the first-round series clinching win against Chicago, 9/22, scoring 18 points with 12 rebounds.

2012: The 2012 Finals MVP was one of two Fever players to start in all 10 Fever postseason games...she averaged team-highs of 19 points, 2.3 steals and 1.8 blocks per game while also contributing 8.5 rebounds and 3.1 assists...she scored in double-digits in 9 of 10 playoffs games, including four double-doubles...her 25 points in Game 2 of the East semis at Atlanta included an 18-point fourth quarter that was one point shy of the WNBA scoring mark for a quarter...with Indiana facing elimination four times in the playoffs, Catchings responded each time – 25 points, 13 rebounds in Game 2 of the East semis and 16 points, 11 rebounds in Game 3...in Game 2 of the East Finals, she scored 21 points in a Game 2 win, and added 22 points and 13 rebounds in the Game 3 clincher at Connecticut...she scored 25 points in a WNBA Finals Game 4 victory that sealed the Fever's championship...en route to Finals MVP honors, she averaged 22.3 points, 6.0 rebounds, 3.5 assists, 2.0 steals and 2.3 blocks per game against the Lynx.

2011: Catchings started in five of the six Fever postseason games, averaging 10 points and 8.3 rebounds per game... in 35 minutes, Catchings scored 17 points in a Game 3 win over New York, 9/19, in the East Semis...she was injured in Game 2 of the Eastern Conference Finals limiting her to only six points in a decisive Game 3 vs. Atlanta...Catchings scored 60 points in the postseason, moving her into seventh place on the WNBA's all-time postseason scoring list.

2010: Catchings averaged 18.7 points and 8.7 rebounds in a three-game series against New York...she led the club with 18 points and six assists in a Game 1 loss at N.Y., 8/26...she led the Fever with 17 points and 13 rebounds in a Game 2 win at Bankers Life Fieldhouse...she scored 21 points in a decisive Game 3 defeat.

2009: Catchings started in all 10 games, averaging 17.2 points, 10.4 rebounds, 5.4 assists, 3.3 steals and 1.4 blocks per game...among WNBA playoffs leaders, she ranked first in assists and steals per game, second in rebounds per game and fifth in blocks per game...Catchings had a WNBA leading five double-doubles in the postseason...in two games in the Eastern Conference Semifinals, Catchings averaged 25 points per game...in her first WNBA Finals appearance, Catchings averaged 16.2 points in five games with an eye-popping 9.6 rebounds, 6.6 assists, 3.2 steals and 1.6 blocks per game...Catchings had one of her best games of the postseason against Washington, 9/19,

in Game 2 of the Eastern Conference Semifinals, registering 24 points, 16 rebounds, five assists, four steals and a playoff career-high four blocks...in Game 2 of Eastern Conference Finals against Detroit, 9/25, she had a playoff career-high six steals...she fell one rebound short of a triple-double in Game 2 of the WNBA Finals at Phoenix, 10/1, finishing with 19 points, a playoff career-high 11 assists, nine rebounds and two steals...Catchings was first on the team in scoring, rebounding, assists, steals and blocks during the postseason.

2008: In three games of the conference semifinals against Detroit, Catchings averaged 20.3 points, 7.7 rebounds, 6.0 assists and a steal per game. She posted 27 points in an overtime road win in Game 2.

2007: Playing for the first time since a mid-season injury, Catchings posted four consecutive double-doubles to lead the Fever into the Eastern Conference Finals...in Game 1, she played 46 minutes while scoring 14 points with 20 rebounds and seven assists in a triple-overtime loss at Connecticut, 8/23...it was the second-best rebounding figure in WNBA Playoffs history...she followed with 15 points, 13 rebounds and six assists in Game 2, 8/25, and 30 points and 13 boards in a decisive Game 3 overtime victory, 8/27...bringing the Fever back from a WNBA Playoffs-record 22-point deficit, she made 16 of 17 free throw attempts in Game 3, for the second-most free throws made in playoff history...in Game 1 of the Eastern Finals, she posted 22 points and 11 boards in a win over Detroit, 8/31...near halftime of Game 3, she crumpled to the floor with a right Achilles tear.

2006: She averaged 14.0 ppg and 6.0 rpg in a two-game series against Detroit, despite spending most of the second half of Game 2, 8/19, in the training room with a concussion.

2005: Catchings paced the Fever with 17.3 ppg and 9.3 rpg...she had a season playoff-high 21 points and played 44 out of 45 minutes in an overtime loss at Connecticut which closed the series...her 3-pt FG with 18.6 seconds left in regulation, sent the game into overtime.

2002: In three games against New York, she averaged 20.3 ppg, 10.7 rpg and 2.3 apg...in the series opener, she shot 11-of-19 overall with four 3-pointers for 29 points...she collected 11 rebounds and handed out four assists with three steals...she scored 20 points and grabbed a postseason-high 14 rebounds in Game 2 at New York, 8/18.

PRO - OVERSEAS

2012-13: Catchings posted averages of 25.1 points, 8.1 rebounds and 3.3 steals per game for the Guangdong Dolphins in China.

2010-11: Catchings averaged 13.0 points and 6.7 rebounds while playing 11 games for Galatasaray and helping the club to the Turkish Finals against four-time champion Fenerbahce.

2009-10: Catchings played for Galatasaray in the Turkish League alongside Fever teammate Katie Douglas.

2008-09: Catchings led her team in Poland (Lotos Gdynia) to the Polish League title by averaging 14.7 ppg (fifth in PLKK)...she was named PLKK Player of the Year by Eurobasket.com.

2006-07: Catchings played for Woori Bank Hansae of the WKBL (Korea) and finished her season with a scoring average of 28.1 ppg.

2005-06: Catchings split her time between Russia and Korea...she competed for Spartak Moscow in November and December...in January, she resumed her position with Woori Bank Hansae of the Women's Korean Basketball League...she returned to Spartak Moscow in late March during the club's participation in the EuroCup playoffs.

2003: A week after ending her WNBA regular season, Catchings returned to Korea to help Woori Bank Hansae to a summer title in the WKBL...she scored 23 points with 25 rebounds and eight assists in the final game as Woori Bank won the championship series, 3-1.

2002-03: Catchings led the Woori Bank Hansae to a 14-6 record and the regular-season title in the WKBL...in Korea, she averaged 24.3 points, 9.9 rebounds and 3.5 steals per game...she was named the All-Star Game MVP and led the league in points and steals.

INTERNATIONAL

2013-15: Catchings is a member of the USA Basketball Women's National Team Pool for 2014-16. Catchings hopes to join an elite club with Teresa Edwards and Lisa Leslie who are currently the only American basketball players, male or female, to earn four Olympic gold medals.

2012: A tri-captain on the U.S. Olympic women's basket-

ball team in London, Catchings earned her third Olympic gold medal...one of only three players to start all eight games, she averaged 6.1 points and 4.9 rebounds per game while finishing second on the club with 13 steals.

2010: Catchings helped the U.S. to a gold medal in the FIBA World Championships, conducted in Czech Republic...averaging 19.3 minutes per game, Catchings averaged 8.8 points and 2.8 rebounds in the tournament.

2008: In her second Olympics with Team USA, Catchings appeared in all eight games of the Olympic Tournament and claimed her second Olympic gold medal...Catchings led the U.S. with 14 steals in the tournament, while averaging 6.8 points and 4.4 rebounds per game...she shot 72.4 percent from the floor to lead the U.S.

2006-07: Catchings led the U.S. in points (12.8), rebounds (9.0) and steals (3.8) during the Senior Women's National Team's 2007-08 training camp four-game tour in Italy...she was second on the team with 1.5 assists per game.

2006: Catchings was a starter for the United States while earning a bronze medal at the 2006 FIBA World Championship for Women conducted in Sao Paulo, Brazil...the team finished 8-1 in the tournament, falling to Russia in a semifinal game and downing Brazil for the bronze medal...Catchings finished the tournament averaging 7.0 points and 6.9 rebounds per game...her 18 steals led the U.S.

2004: Catchings won her first Olympic gold medal while starting every game for the United States in Athens, Greece...sixth on the team in scoring (6.9 ppg), Catchings was solid in multiple categories for the U.S. – first in minutes (24.8), steals (2.8) and free throw percentage (.833) and third in rebounds (5.4)...Catchings posted 11 points and a game-high five steals in a semifinal win over Russia, 8/27...she had one point, five boards, a block and two steals in the gold medal-win over Australia, 8/28.

2002: Following the 2002 WNBA season, she helped lead the U.S. National Team to a gold medal in the FIBA World Championship for Women held in China...in the World Championship, she averaged 10.0 ppg and was second on the squad with 5.7 rpg...she was the team's top outside threat, nailing a team-high 13 3-pt FG in nine games, shooting 48 percent beyond the arc.

COLLEGE

2000-01: She led her team in scoring (15.1 ppg) and rebounding (8.6 rpg) before suffering a season-ending torn right ACL (17th game of the season)...she led Tennessee to a 16-1 record and a No. 2 national ranking before the injury...she was a Kodak All-America recipient for the fourth consecutive season, then one of only four women ever to be named four times... she finished her college career ranked third in the school's history in points (2,113) and rebounds (1,004) and second in steals (311) and blocked shots (140)...she posted 33 career double-doubles...she graduated with honors a semester ahead of her class with a bachelor's degree in sport management, 12/00...a 2001 Academic All-SEC honoree, she earned a perfect 4.0 GPA during her final undergraduate semester.

1999-00: She was a consensus All-American and received numerous honors following her junior season, including the Naismith National Player of the Year Award while guiding the Lady Vols to the NCAA Championship game for the second time in her four college seasons...she received an ESPY Award as the 2000 College Player of the Year...she scored double figures 32 times and grabbed double-digit rebounds 11 times while recording nine double-doubles...she led her team in scoring (15.7), rebounding (7.9) and steals (2.5).

1998-99: She was named to the Kodak All-America Team for the second time...she also was named to The Associated Press All-America Team, as well as Sports Illustrated, The Sporting News and Women's Basketball Journal All-America Teams...she was a member of the SEC's All-Academic Team...starting all 34 games, she scored double-figure 29 times and recorded eight double-doubles...she was second on the team in scoring (16.6), rebounding (7.3) and assists (9.5)...she led the team in steals (8.8)...she scored a career-high 38 points in 27 minutes against Florida in the SEC Tournament, just two points shy of the SEC Tournament record.

1997-98: She joined Holdslaw as the second member of the Lady Vols to be honored as a Kodak All-American as a freshman... she celebrated her first SEC title with spots on the All-Tournament, All-SEC and All-Freshman Teams...she was selected as Freshman of the Year by the U.S. Basketball Writers Association, The Sporting News and the SEC coaches...she was named to the

TAMIKA CATCHINGS

All-Final Four Team, as her team won the national championship...she scored double figures 36 times, grabbed double-digit rebounds nine times and recorded nine double-doubles...she scored a school freshman record 711 points and tallied a Tennessee freshman record 35 points against DePaul.

PERSONAL

Her nicknames are Mik, Mika or Catch...she earned a master's degree in sports studies at the University of Tennessee, completing commencement exercises, 5/6/05...she attended Duncanville High School in Duncanville, Texas...she considers her family as the only role models she'll ever need...while in the seventh grade, she decided to pursue a career in basketball...she is an avid poetry writer and lists her favorite author as E. Lynn Harris...she wears No. 24 because her father, Harvey, who played in the NBA, wore 42, her brother wore 21, which is half of 42 and her sister Tauja (who played at the University of Illinois) wore 12, which is opposite of 21 and half of 24...Tauja was a standout college player at Illinois and was drafted in the third round (#37 overall) by the Phoenix Mercury in the 2000 WNBA Draft...if she could play against any NBA player it would be Alonzo Mourning, because "I have always admired him. He has definitely shown the heart and determination of a true champion."

She has become a frequent nominee for "best women's basketball player" during the ESPY Awards and, last winter, Catchings was one of five nominees for Cartoon Network's "She's Got Game Award," honoring five notable female athletes for 2013 Hall of Game Awards.

Off the court, Catchings is one of the country's most highly-regarded citizen-athletes...on April 26, 2014, Indy Parks and Recreation dedicated Tamika Catchings Court, in Thatcher Park on Indy's west side, in honor of her good works...in 2013, she served on a mentoring panel at the White House to honor Women's History Month, speaking with other female luminaries to a group of high school students...she was named by Secretary of State Hilary Rodham Clinton to serve on the U.S. Department of State's Council to Empower Women and Girls Through Sports...serving in that capacity with the State Department, she has traveled to Bangkok, Thailand and Abu Dhabi, U.A.E. to engage girls and women in sports...since the 2012-13 college season, she has been a National Ambassador for the Allstate WBCA Good Works Team, honoring college women's basketball stars who do good work in their communities...Catchings was the 2012 Honoree for the Pacers Foundation and Simon Youth Foundation Masquerade Gala and prior to the 2013 season, the Catch The Stars Foundation was honored by the Indianapolis City-County Council...in 2012 alone, she was a spokesperson for Indy's Super Cure, a community initiative of the 2012 Indianapolis Super Bowl Host Committee to aid in research and donation of healthy breast tissue; she was named an NBA/WNBA ambassador for Sanofi's "Dribble to Stop Diabetes" campaign; she was named to serve on the board of trustees of the Women's Sports Foundation; and appeared with First Lady Michelle Obama in Des Moines, Iowa, as part of Obama's "Let's Move Tour," geared toward solving the problem of childhood obesity...in 2011, she was voted a Top 5 Finalist for the United Nations NGO Positive Peace Award and one of ten "Dream Team for Public Service" finalists for the Jefferson Award for outstanding service by an athlete...she earned honorable recognition in January 2004 when President George W. Bush extended a personal invitation to the State of the Union Address at the U.S. Capitol, where she



spent the evening with Laura Bush and other honored guests...she joined the Philadelphia Eagles' Donovan McNabb and the Atlanta Braves' John Smoltz as finalists for the 2006 Wooden Citizenship Cup which is presented annually to college and professional athletes for exhibiting outstanding community service...in October 2007, she was honored alongside former Indianapolis Colts Head Coach Tony Dungy as a recipient of the Major Taylor Award, which annually recognizes top African-American coaches, athletes and administrators for outstanding community service...she was the 2008 female recipient of the Rotary Club of Tulsa Henry P. Iba Citizen-Athlete Award...she was the 2009 recipient of the Rev. Charles Williams Award, presented in honor of individuals who have distinguished themselves through direct service to youth in the Indianapolis community.

Born with a hearing disability, she wore a hearing aid as a young girl...in 2000, she was honored with the Reynolds Society Achievement Award by the world-famous Massachusetts Eye and Ear Infirmary in Boston...that annual award is given to an individual who has overcome hearing, vision or voice loss and who has distinguished themselves and provided inspiration to others.

Catchings launched the Catch the Stars Foundation, Inc. in Spring 2004 to assist disadvantaged youth in helping to achieve their dreams... Catchings felt compelled to start the foundation because she understands that the youth of today are the stars of tomorrow and the lack of support for our youth results in many never reaching their full potential...the Catch the Stars Foundation empowers youth to achieve their dreams by providing goal setting programs that promote fitness, literacy and youth

development...programs are targeted to youth throughout Indianapolis, with a specific emphasis on supporting and assisting under-served and low to moderate income communities...a public reception was held to unveil the foundation at the NCAA Hall of Champions, 3/11/05...in February 2011, the Foundation announced a partnership with the University of Tennessee School of Education, Health and Human Services to assist at-risk high school students in Knoxville, Tenn....Catchings and the Foundation conducts fitness clinics and basketball camps at numerous locations nationally...fitness clinics are conducted in November each year with canned food items being the only cost of admission...those canned food items are annually donated to Gleaners Food Bank of Indiana, prior to Thanksgiving...Catchings has also been an annual participant and sponsor of the Indiana Pacers' annual Thanksgiving dinner to feed the area's homeless and less fortunate...current programs for her foundation include a college scholarship program for Indianapolis high school scholar-athletes; the Catch the Stars Youth Holiday Basketball Camp; Catch on to Fitness Clinics; Catchings Corner (donated Fever game tickets) and S.T.A.R.S. (Sisters Teaching and Reaching Sisters)...for more information, contact catchthestars24@aol.com or visit websites at www.catchin24.com or www.catchthestars.org.

CAREER TRANSACTIONS

(1) Drafted by the Indiana Fever with the 3rd overall pick, first round, in the 2001 WNBA Draft, 4/20/01

TAMIKA CATCHINGS

CATCHINGS' STATISTICS

REGULAR SEASON

YR/TEAM	G-GS	MIN	FGM-A	PCT	3FGM-A	PCT	FTM-A	PCT	OR	DR	TR	AVG	AST	PF-DQ	ST	TO	BKS	PTS	AVG
2001 IND	did not play, injured list																		
2002 IND	32-32	1167	184-439	.419	76-193	.394	150-184	.815	92	184	276	8.6	118	105-2	94	82	43	594	18.6
2003 IND	34-34	1210	221-512	.432	74-191	.387	155-183	.847	82	190	272	8.0	114	122-2	72	102	35	671	19.7
2004 IND	34-33	1149	180-468	.385	56-167	.335	152-178	.854	79	170	249	7.3	115	90-2	67	77	38	568	16.7
2005 IND	34-34	1174	157-410	.383	35-123	.285	152-193	.788	69	195	264	7.8	143	96-1	90	91	16	501	14.7
2006 IND	32-32	1071	162-398	.407	32-107	.299	165-204	.809	68	172	240	7.5	119	90-0	94	79	35	521	16.3
2007 IND	21-21	678	108-259	.417	23-74	.311	109-133	.820	54	135	189	9.0	98	64-0	66	62	22	348	16.6
2008 IND	25-17	694	101-258	.391	38-88	.432	92-115	.800	48	109	157	6.3	83	74-1	49	61	11	332	13.3
2009 IND	34-34	1083	157-407	.386	40-122	.328	158-181	.873	86	159	245	7.2	107	92-0	99	88	18	512	15.1
2010 IND	34-34	1068	207-428	.484	47-105	.448	157-185	.849	57	185	242	7.1	135	93-3	77	93	30	618	18.2
2011 IND	33-33	1040	168-384	.438	32-92	.348	143-162	.883	63	170	233	7.1	115	69-0	67	73	30	511	15.5
2012 IND	34-34	1036	200-463	.432	50-132	.379	140-162	.864	62	196	258	7.6	107	84-0	70	59	29	590	17.4
2013 IND	30-30	942	179-452	.396	36-112	.321	136-158	.861	45	168	213	7.1	71	74-0	85	51	31	530	17.7
2014 IND	16-16	430	90-202	.446	14-38	.368	64-81	.790	21	81	102	6.4	30	30-0	27	33	13	258	16.1
WNBA (14)	393-384	12729	2114-5080	.416	553-1544	.358	1773-2119	.837	826	2114	2940	7.5	1355	1083-11	957	951	351	6554	16.7

PLAYOFFS

YR/TEAM	G-GS	MIN	FGM-A	PCT	3FGM-A	PCT	FTM-A	PCT	OR	DR	TR	AVG	AST	PF-DQ	ST	TO	BKS	PTS	AVG
2002 IND	3-3	103	22-45	.489	8-21	.381	9-11	.818	12	20	32	10.7	7	7-0	4	11	1	61	20.3
2005 IND	4-4	146	21-59	.356	5-12	.417	22-28	.786	13	24	37	9.3	9	13-1	8	11	1	69	17.3
2006 IND	2-2	62	10-31	.323	4-8	.500	4-6	.667	2	10	12	6.0	7	8-0	2	6	1	28	14.0
2007 IND	6-6	196	27-73	.370	5-19	.263	36-41	.878	12	54	66	11.0	19	15-0	13	10	3	95	15.8
2008 IND	3-3	113	15-34	.441	3-11	.273	28-30	.933	3	20	23	7.7	18	12-0	3	11	2	61	20.3
2009 IND	10-10	357	56-122	.459	9-36	.250	51-60	.850	24	80	104	10.4	54	34-1	33	34	14	172	17.2
2010 IND	3-3	107	19-46	.413	5-14	.357	13-16	.813	5	21	26	8.7	9	7-0	9	3	2	56	18.7
2011 IND	6-5	190	19-57	.333	4-15	.267	18-23	.783	19	31	50	8.3	14	17-0	13	15	3	60	10.0
2012 IND	10-10	354	56-149	.376	17-52	.327	61-68	.897	18	67	85	8.5	31	29-0	23	27	18	190	19.0
2013 IND	4-4	116	18-46	.391	2-10	.200	16-22	.727	6	25	31	7.8	9	10-0	6	11	1	54	13.5
2014 IND	5-5	170	23-74	.311	1-9	.111	36-40	.900	14	32	46	9.2	16	10-0	13	10	3	83	16.6
WNBA (11)	56-52	1914	290-741	.391	66-212	.311	303-355	.854	126	386	512	9.1	194	162-2	127	147	51	949	16.9

CATCHINGS' CAREER HIGHS

REGULAR SEASON

MIN: 45, at CON, 2OT, 6/26/03
 at WAS, 2OT, 6/18/05
 FGM: 13, vs. ORL, 8/7/02
 FGA: 24, at HOU, 7/31/04
 3-Pt FGM: 6, vs. CON, 6/8/12
 at NY, 8/17/10
 at ORL, OT, 7/3/02
 3-Pt FGA: 12, at WAS, 8/6/02
 FTM: 17, vs. NY, 8/13/11
 FTA: 19, vs. NY, 8/13/11
 OR: 10, vs. CHA, 8/20/05
 DR: 13, at WAS, 2OT, 6/18/05
 vs. DET, OT, 6/15/05
 TR: 16, at CON, 2OT, 6/26/03
 vs. DET, 6/29/06
 vs. CHA, 8/20/05
 AST: 11, vs. CHI, 7/8/07
 ST: 9, vs. MIN, 7/26/02
 BKS: 5, vs. CHA, 6/18/06
 PTS: 32, vs. NY, 8/13/11
 vs. NY, 6/8/02
 vs. ORL, 8/7/02
 at NY, 8/22/03

PLAYOFFS

MIN: 46:40, at CON, 3OT, 8/23/07
 FGM: 11, vs. PHO, 10/7/09
 vs. NY, 8/16/02
 FGA: 22, at CHI, 2OT, 9/1/14
 3-pt FGM: 4, vs. NY, 8/16/02
 3-pt FGA: 10, at MIN, 10/14/12
 FTM: 16, vs. CON, OT, 8/27/07
 FTA: 17, vs. CON, OT, 8/27/07
 OR: 6, five times
 (most recent: at CHI, 2OT, 9/1/14)
 DR: 18, at CON, 3OT, 8/23/07
 TR: 20, at CON, 3OT, 8/23/07
 AST: 11, at PHO, 10/1/09
 ST: 7, vs. WAS, 8/21/14
 BKS: 4, vs. ATL, 10/2/12
 at MIN, 10/14/12
 vs. WAS, OT, 9/19/09
 PTS: 30, vs. CON, OT, 8/27/07

LAYSHIA CLARENDON



POSITION: Guard

WNBA YEARS: 2

HEIGHT: 5-9

WEIGHT: 140

BORN: May 2, 1991 in San Bernardino, Calif.

HIGH SCHOOL: Cajon (San Bernardino, Calif.)

COLLEGE: California '13

DRAFTED: By Indiana, first round, 2013 WNBA Draft (9th overall)



5



@LayshiaC
TWITTER

@Clarendon_23
INSTAGRAM

Indiana's top draft pick in 2013 is a slashing perimeter scorer and lock-down defender who enters her third WNBA season.

PRO-WNBA

2014: Clarendon appeared in 29 games and made three starts while averaging 4.2 points and 1.4 rebounds...she scored a career-high 12 points in a win over Connecticut, 7/10, after coming off the bench...one game earlier, she matched her previous career high with 11 points against Tulsa, 7/8.

2013: Clarendon played in 30 games, starting in four...she recorded career highs of six assists and five rebounds in a play-off-clinching win against Connecticut, 9/7...at Minnesota, 8/24, she posted a season-high 11 points on 5-of-9 shooting and tallied four assists...Clarendon missed the Fever opener due to college graduation...she recorded her first start at New York, 6/5, tallying six points in over 37 minutes of play.

PLAYOFFS

2014: Clarendon averaged 1.2 points and 1.2 rebounds while appearing in all five Fever playoff games.

2013: Clarendon came off the bench to average six points and two assists per game.

PRO-OVERSEAS

2013-14: Clarendon played 12 games with USK Praha in the Czech Republic.

COLLEGE

Clarendon finished as the fourth-leading scorer in Cal history, boasting 1,820 points through four seasons.

2012-13: Leading Cal to its first Final Four in school history, Clarendon's golden Mohawk shone brightly on and off the court as a senior...a starter in all 36 games, she led the Golden Bears with 16.4 points and 4.0 rebounds per game...she averaged 17.6 points in conference play...she was second on the club in 3-pointers (41), assists (101) and steals (62)...she was an honorable mention All-America selection by the AP and WBCA, and a candidate for the Naismith Award, Wade Trophy and the State Farm Senior CLASS Award...Clarendon was an All-Pac-12 first team selection and the Pac-12 women's basketball scholar-athlete of the year, boasting a 3.47 cumulative GPA...her stellar NCAA Tourney run included 27 points vs. South Florida and 25 vs. Georgia to seal a Final Four berth...she was the Spokane Region Most Outstanding Player...she was Cal's leading scorer in 4 of 5 NCAA Tournament games, including 17 points in a national semifinal loss to Louisville...she helped the Bears to their first 30-win season and snapped Stanford's 81-game conf. streak.

2011-12: Clarendon was a WBCA All-Region honoree, a WBCA honorable mention All-American and an All-Pac-12 selection...she was named to the Pac-12 All-Tournament Team and earned second team Pac-12 All-Academic Team honors...she led the team in scoring with a 12.8 scoring average...she scored 20 points with three steals in the Pac-12 tournament championship game against Stanford.

2010-11: Clarendon was All-Pac-10 honorable mention and Pac-10 All-Academic honorable mention...she led the team in assists (119) and averaged 13.2 points per game.

2009-10: Clarendon earned honorable mention for the Pac-10 All-Freshman Team while starting 28 games...she averaged 8.9 points per game, and led the team in free throw percentage (78.7)...she hit a game-winning shot against Saint Mary's in the

first double-digit scoring effort of her career...her first career start came against Boston College, posting her first double-double with 20 points and 11 boards.

INTERNATIONAL

2009: Clarendon was a reserve on the USA U19 FIBA World Championships team in Bangkok, Thailand...she played in 8 of 9 games while the USA finished 8-1 with a gold medal win over Spain...Clarendon shot 16-of-30 from the floor and finished with 4.5 points and 1.5 rebounds per game.

PERSONAL

Layshia Renee Clarendon was born May 2, 1991 in San Bernardino, Calif...she is the daughter of Sharon and Curtis Clarendon, with a sister, Jasmine, who graduated from Pepperdine...she has a Jack Russell Terrier named Bruschi and enjoys reading, drawing and arts & crafts...she was an American Studies major at Cal...Clarendon prepped at Cajon High School where she was a 2009 WBCA All-American and fourth-team Parade Magazine All-American...she was the 2009 California Ms. Basketball Girls State Player of the Year and the CIF Division I Player of the Year...she was the 2008 CalHiSports.com State Junior of the Year and Division 2A co-player of the year...her Cajon High team won the CIF title in 2009...she finished her career at Cajon High as the school's all-time leader in points (2,875) and assists (944), ending her prep career as the 15th-leading girl's scorer in state history...she scored a school-record 51 points in a game.

CAREER TRANSACTIONS

(1) Drafted by the Indiana Fever with the 9th overall pick, first round, in the 2013 WNBA Draft, 4/15/13.

CLARENDON'S STATISTICS

REGULAR SEASON

YR/TEAM	G-GS	MIN	FGM-A	PCT	3FGM-A	PCT	FTM-A	PCT	OR	DR	TR	AVG	AST	PF-DQ	ST	TO	BKS	PTS	AVG
2013 IND	30-4	582	55-166	.331	7-27	.259	9-22	.409	18	36	54	1.8	55	66-1	16	40	1	126	4.2
2014 IND	29-3	398	49-122	.402	6-19	.316	17-24	.708	12	30	42	1.4	34	33-0	11	28	0	121	4.2
2 YEARS	59-7	980	104-288	.361	13-46	.283	26-46	.565	30	66	96	1.6	89	99-1	27	68	1	247	4.2

PLAYOFFS

YR/TEAM	G-GS	MIN	FGM-A	PCT	3FGM-A	PCT	FTM-A	PCT	OR	DR	TR	AVG	AST	PF-DQ	ST	TO	BKS	PTS	AVG
2013 IND	4-0	61	10-21	.476	3-5	.600	1-4	.250	0	2	2	0.5	8	6-0	2	6	0	24	6.0
2014 IND	5-0	39	3-13	.231	0-1	.000	0-0	.000	0	6	6	1.2	3	4-0	1	4	0	6	1.2
2 YEARS	9-0	100	13-34	.382	3-6	.500	1-4	.250	0	8	8	0.9	11	10-0	3	10	0	30	3.3

CLARENDON'S CAREER HIGHS

REGULAR SEASON

MIN:	39:05, at CON, OT, 9/15/13	TR:	5, at CON, ot, 9/15/13
FGM:	5, four times (most recent vs. CON, 7/10/14)	AST:	6, vs. CON, 9/7/13
FGA:	12, four times (most recent vs. LAS, 7/15/14)	ST:	3, AT CON, 6/17/14
3-pt FGM:	2, at NY, 7/13/13	BKS:	0
3-pt FGA:	3, vs. LAS, 7/15/14	PTS:	12, vs. CON, 7/10/14
FTM:	5, at SAN, 7/26/14		
FTA:	6, at SAN, 7/26/14		
OR:	4, at CON, OT, 9/15/13		
DR:	5, vs. CON, 9/7/13		

PLAYOFFS

MIN:	17:04, vs. CHI, 9/22/13
FGM:	4, vs. CHI, 9/22/13
FGA:	8, vs. ATL, 9/29/13
3-pt FGM:	1, vs. ATL, 9/29/13
	vs. CHI, 9/22/13
	at CHI, 9/20/13
3-pt FGA:	2, vs. ATL, 9/29/13
FTM:	1, at ATL, 9/26/13
FTA:	2, vs. ATL, 9/29/13
	at ATL, 9/26/13

OR:	0
DR:	2, vs. CHI, 8/30/14
	at CHI, 2OT, 9/1/14
TR:	2, at CHI, 2OT, 9/1/14
	vs. CHI, 8/30/14
AST:	4, at ATL, 9/26/13
ST:	1, three times
	(most recent at CHI, 2OT, 9/1/14)
BKS:	0
PTS:	9, vs. CHI, 9/22/13

Clarendon was a roommate with Skylar Diggins during a USA trip to Thailand, and with Brittney Griner during the 2013 WNBA Draft.

MARISSA COLEMAN



POSITION: Guard-Forward

WNBA YEARS: 6

HEIGHT: 6-1

WEIGHT: 160

BORN: January 4, 1987 in Portland, Ore.

HIGH SCHOOL: St. John's College (District of Columbia)

COLLEGE: Maryland '09

DRAFTED: By Washington, first round, 2009 WNBA Draft (2nd overall)

ACQUIRED: Signed as a free agent, 3/29/14



25



@Marissa_C_25
TWITTER



@Marissa_C_25
INSTAGRAM

A six-year WNBA veteran and the second overall pick in the 2009 WNBA Draft, Marissa Coleman begins her second season with the Indiana Fever...she spent her first five WNBA seasons with Washington and Los Angeles...Coleman is a versatile combo guard who can score, defend, push tempo and shoot the 3-pointer...she led Maryland to a national championship in 2006 and has bolstered the Indiana backcourt with size, strength and versatility...she has played in all 34 regular season games during each of the past five seasons, and appeared in the playoffs in 5 of 6 WNBA seasons.

PRO - WNBA

2014: In her first year with Indiana, Coleman made a career-high 32 starts, in 34 games...she averaged a career-high 8.9 points, with 3.3 rebounds...she scored a season-high 20 points in a win at Washington, 6/6, that included a career-high 8-of-8 free throws...she had a career-best five steals at Seattle, 7/31.

2013: Coleman made three starts in 34 games with the Sparks, posting averages of 4.6 points and 2.9 rebounds in a star-studded lineup limiting her to 17.5 minutes per contest...she had a season-high 17 points at Tulsa, 8/2.

2012: Coleman played in all 34 games, starting in two for Los Angeles...she averaged 3.1 points, 2.6 rebounds and 1.1 assists per game...she had a season-high four assists and four steals at Atlanta, 6/15...she shot 90 percent from the foul line (18-of-20).

2011: Eighth in the WNBA in three-point field goal attempts (144) and 10th in the league in 3-point makes (53), Coleman started 28 games with Washington...she averaged 8.6 points and 4.8 rebounds per game...she scored a career high 21 points against Atlanta, 7/20, connecting on eight shots from the field, which was a career high...she posted her first double-double of the season against Tulsa, 6/26, contributing 13 points and grabbing a career-high 12 rebounds.

2010: Coleman appeared in all 34 games for Washington...she earned the first start of her career against the Connecticut Sun, 5/30, where she played 30 minutes, scored seven points, grabbed four rebounds, dished two assists, and had one steal...she posted her first career double-double against Tulsa, 8/1, scoring a season-high 14 points and tying a career-high with 10 rebounds...she ranked ninth in the league in 3-point field-goal percentage (.402).

2009: Coleman saw action in 28 games during her rookie year with the Mystics...she suffered an ankle injury which sidelined her for six games...she posted a season-high 16 points in the regular season opener against the Connecticut Sun, 6/6, including a season-high four 3-pointers...she averaged 18.8 minutes and 6.1 points per game.

PLAYOFFS

In five playoff seasons, Coleman has appeared in 16 games with five starts...she averages 6.7 points, 2.6 rebounds and 1.5 steals.

2014: In the lengthiest playoff run of her career, Coleman averaged career playoff highs of 8.2 points, 3.2 rebounds and 2.4 steals per game.

2013: Coleman appeared in three playoff games, totaling 10 points and four rebounds for the Sparks.

2012: In four games with L.A., she scored eight points with three rebounds.

2010: Coleman's best playoff campaign including a 13.5-point average in two games of the East Semifinals against Atlanta.

2009: She averaged 10.5 points in two games of the East Semis against Indiana...one of her best playoff games was on her college home court at Comcast Center, where she tallied 16 points, eight rebounds, two steals and four blocks against the Fever.

PRO - OVERSEAS

2014-15: With Edirne Spor in Turkey, Coleman averaged 16.7 points and 7.6 rebounds per game.

2013-14: Coleman helped the KB Stars, in South Korea, advance to the semifinals of the league tournament, averaging 6.0 points and 3.4 rebounds per game in 36 games.

2012-13: She signed in February with Cercle Jean Mace Bourges in France, appearing in 12 games while averaging 9.1 points and 5.3 rebounds per game.

2011-12: She split time between Perfumerias Avenida in Spain and Lyon in France...with Lyon, she averaged 10.5 points in eight games.

2010-11: She signed in January with Hungary's MKB Euroleasing Sopron, playing in 10 Hungarian games and five EuroLeague contests. She averaged 11.0 points in EuroLeague and 10.6 points in the domestic league.

2009-10: Her first overseas venture was with Familia Schio in Italy where she averaged 5.4 points in 11 EuroLeague contests and 8.0 points in a dozen Italian games.

INTERNATIONAL

A member of the gold-medal 2007 U.S. Pan American team, Coleman played in all five games of the tournament, averaging 9.4 points and 4.2 rebounds per game...she shot 57.7 percent from the field and 46.2 percent from 3-point range...she won a gold medal at the 2005 FIBA U19 World Championship in Tunis, Tunisia, in her second stint with the USA U19 Basketball team, averaging 8.8 points and 4.4 rebounds...the U19 squad was named USA Basketball 2005 Team of the Year...she also helped the USA win a gold medal at the International Sports Invitational in San Diego, Calif...she was a member of the 2004 USA U19 team that captured a gold medal at the Junior World Championship Qualifying tournament in Mayaguez, Puerto Rico, helping the United States to a berth into the 2005 FIBA World Championship.

COLLEGE

Coleman capped a decorated college career as the first player in ACC history to record over 2,000 points, 1,000 rebounds, 400 assists, 200 steals and 100 blocked shots...she finished her career as the school's second leading scorer (2,205) and rebounder (1,139).2008-09: A first-team All-American, Coleman was named the most valuable player of the ACC Tournament and an All-ACC first team selection while leading the Terrapins to their first ACC title since 1989...she averaged 18.1 points and 8.6 rebounds.

2007-08: Coleman earned AP honorable mention All-American honors for the second year in a row and second team All-American mention by Sports Illustrated...she became the fourth Terrapin ever to receive all-conference nods in each of her first three seasons...she was twice named the ACC Player of the Week, the second time following a career-high and Comcast Center-record six 3-pointers in the Terrapin Classic...she led the team in scoring nine times, reaching double digits 32 times, including 10 20-point games and two 30-point performances.

2006-07: As a sophomore, she was a second-team All-ACC pick a second year-in-a-row...she became the first Terrapin and the 11th player in ACC history to record a triple-double, tallying 15 points, 14 boards and 10 assists against UC Santa Barbara on Dec. 2, 2006...she was named the MVP of the Terrapin Classic...prior to the season, ESPN.com tabbed her as the No. 2 wing player in the country.

2005-06: Coleman earned billing as the ACC Rookie of the Year as Maryland captured the first NCAA title in program history...she led the ACC with a 47 percent 3-point shooting clip and tied the conference mark with 29 double-figure scoring games by a freshman...she was named second-team All-ACC...she had eight 20-point games including a 23-point showing in an overtime upset at No. 1-ranked North Carolina...she posted double-doubles in both games of the Final Four in Boston, grabbing 14 rebounds in each game...she scored 4 of Maryland's 8 points in overtime, knocked down a pair of free throws in the final 13 seconds and grabbed the final rebound of the game to seal Maryland's national championship victory over ACC rival Duke.

PERSONAL

Marissa Coleman was born Jan. 4, 1987 in Portland, Ore., and is the daughter of Joni and Tony Coleman...she has a sister, Tonya, and a brother, Anthony...her favorite athlete is Peyton Manning...she chose Maryland over Duke, Connecticut, Tennessee and Florida...at St. John's College High School in the District of Columbia, she was a McDonald's and WBCA All-American, playing in both senior all-star games...she led all scorers with 19 points in the McDonald's game and was selected the East's MVP in the WBCA game...she also was a first team Parade All-American...Coleman was named first team All-USA by USA Today and was the Washington Post High School Player of the Year...she earned first team All-Met honors in her final two seasons...she was the 2004 and 2005 Washington D.C. Gatorade Player of the Year, leading the Cadets to a 59-9 record in her final two years...she led her squad to the Washington Catholic Athletic Conference title game every year, capturing the title in 2002 and 2004...she left the school with career records for points (2,057) and rebounds (1,750)...she averaged 21 points, 10 rebounds, three assists and two steals a game as a senior.

CAREER TRANSACTIONS

(1) Drafted by the Washington Mystics with the second pick, first round, in the 2009 WNBA Draft, 4/9/09. (2) Traded to Los Angeles, 2/1/12, in exchange for Noelle Quinn. (3) Signed as a free agent by Indiana, 3/29/14.

MARISSA COLEMAN

COLEMAN'S STATISTICS

REGULAR SEASON

YR/TEAM	G-GS	MIN	FGM-A	PCT	3FGM-A	PCT	FTM-A	PCT	OR	DR	TR	AVG	AST	PF-DQ	ST	TO	BKS	PTS	AVG
2009 WAS	28-0	525	54-159	.340	29-80	.362	34-45	.756	22	54	76	2.7	22	44-0	20	34	9	171	6.1
2010 WAS	34-1	663	75-189	.397	41-102	.402	31-41	.756	25	87	112	3.3	50	67-1	29	42	12	222	6.5
2011 WAS	34-28	918	107-278	.385	53-144	.368	25-37	.676	46	118	164	4.8	47	80-1	24	54	14	292	8.6
2012 LA	34-2	548	37-116	.319	14-55	.255	18-20	.900	24	63	87	2.6	36	44-0	21	24	8	106	3.1
2013 LA	34-3	595	58-135	.430	20-50	.400	21-33	.636	32	68	100	2.9	34	43-0	24	31	5	157	4.6
2014 IND	34-32	815	106-271	.391	43-113	.381	49-60	.817	28	84	112	3.3	37	68-0	27	40	11	304	8.9
WNBA (6)	198-66	4064	437-1148	.381	200-544	.368	178-236	.754	177	474	651	3.3	226	346-2	145	225	59	1252	6.3

PLAYOFFS

YR/TEAM	G-GS	MIN	FGM-A	PCT	3FGM-A	PCT	FTM-A	PCT	OR	DR	TR	AVG	AST	PF-DQ	ST	TO	BKS	PTS	AVG
2009 WAS	2-0	53	6-19	.316	4-8	.500	5-5	1.000	3	7	10	5.0	3	3-0	4	7	4	21	10.5
2010 WAS	2-0	50	8-20	.400	3-10	.300	8-10	.800	2	6	8	4.0	2	6-0	2	1	0	27	13.5
2012 LA	4-0	31	2-6	.333	2-6	.333	2-2	1.000	1	2	3	0.8	1	2-0	1	0	0	8	2.0
2013 LA	3-0	50	3-11	.273	0-4	.000	4-6	.667	1	3	4	1.3	3	1-0	4	5	1	10	3.3
2014 IND	5-5	115	16-39	.410	7-21	.333	2-4	.500	5	11	16	3.2	0	12-0	5	5	0	41	8.2
WNBA (5)	16-5	300	35-95	.368	16-49	.327	21-27	.778	12	29	41	2.6	9	24-0	16	18	5	107	6.7

COLEMAN'S CAREER HIGHS

REGULAR SEASON

MIN: 44, at LA, 7/17/11
 FGM: 8, vs. ATL, 7/20/11
 FGA: 14, five times
 (most recent: at WAS, 6/6/14)
 3-pt FGM: 5, vs. ATL, 7/20/11
 3-pt FGA: 9, vs. TUL, 8/1/10
 FTM: 8, at WAS, 6/6/14
 FTA: 8, at PHO, 8/2/14
 at WAS, 6/6/14
 vs. LA, 7/11/09
 OR: 5, vs. TUL, 6/8/13
 DR: 8, four times
 (most recent vs. NY, 8/12/11)
 TR: 12, vs. TUL, 6/26/11
 AST: 5, vs. CON, 5/29/14
 at ATL, 8/22/10
 ST: 5, at SEA, 7/31/14
 BKS: 2, 12 times
 (most recent: vs. CON, 7/10/14)
 PTS: 21, vs. ATL, 7/20/11

PLAYOFFS

MIN: 32, at ATL, 8/27/10
 FGM: 5, vs. ATL, 8/25/10
 vs. IND, 9/17/09
 FGA: 15, vs. IND, 9/17/09
 3-pt FGM: 3, vs. IND, 9/17/09
 3-pt FGA: 6, at WAS, 8/23/14
 at ATL, 8/27/10
 vs. IND, 9/17/09
 FTM: 6, vs. ATL, 8/25/10
 FTA: 7, vs. ATL, 8/25/10
 OR: 3, at CHI, 2OT, 9/1/14
 DR: 6, vs. IND, 9/17/09
 TR: 8, vs. IND, 9/17/09
 AST: 3, vs. PHO, 9/23/13
 ST: 2, vs. PHO, 9/23/13
 at IND, 9/19/09
 vs. IND, 9/17/09
 BKS: 4, vs. IND, 9/17/09
 PTS: 18, vs. ATL, 8/25/10

Coleman's first foray into the WNBA Playoffs was a two-game series in the East Semifinals against Indiana, in 2009.

NATASHA HOWARD



POSITION: Forward

WNBA YEARS: 1

HEIGHT: 6-3

WEIGHT: 169

BORN: September 2, 1991 in Toledo, Ohio

HIGH SCHOOL: Morrison R. Waite (Toledo, Ohio)

COLLEGE: Florida State '14

DRAFTED: By Indiana, first round, 2014 WNBA Draft (5th overall)

33



@NHoward1033
TWITTER



@NatashaHoward33
INSTAGRAM

Indiana's top draft pick in 2014, Natasha Howard is perhaps the most athletically gifted post player ever drafted by the Fever...she fills a power forward slot beside Tamika Catchings, Erlana Larkins, Lynetta Kizer and fellow 2014 draft pick Natalie Achonwa...she debuted in 2014 with one of the best first games in franchise history, tallying 16 points, 10 rebounds and a Fever record-tying six blocks...it was the only double-double in a Fever rookie debut besides Tamika Catchings (2002) and the six blocks were the most ever by a WNBA player in her first career game... she netted 21 points while playing 41 minutes in a double-over-time loss only one night later.

PRO - WNBA

2014: Howard had nine double-digit scoring games in the first 18 games of the season, mostly without an injured Tamika Catchings and while making 15 starts...but once Catchings returned, Howard was relegated to more of a reserve role and posted one game in double figures...she finished with averages of 7.0 points and 3.1 rebounds per game...she topped 20 points twice, including a season-best 21 points in a 2OT loss to Atlanta, 5/17...her season-high 10 rebounds came as part of a 16-point, 10-rebound effort in the season opener at Chicago, 5/16, that also included a rookie record six blocks.

PLAYOFFS

2014: The Fever rookie appeared in 4 of 5 Indiana playoff outings, tallying one field goal, two free throws and four rebounds.

PRO - OVERSEAS

2014: In Israel with Elitzur Ramla, Howard averaged 14.8 points and 7.9 rebounds per game. She relocated to Turkey where she played with second-division TKB2L champ Gelistirenler, in Istanbul, and tallied 20 points and 22 rebounds in the championship game of the tournament.

COLLEGE

Once regarded as the highest-ranked recruit in FSU history, she went on to become the Seminoles' career double-double leader (41) and a starter for all but two games in her career...she finished as the school's all-time leading rebounder (1,047), second in all-time scoring (1,811) and third in career blocks (186).

2013-14: Howard was named a WBCA honorable mention All-American, AP All-American and a Senior CLASS Second Team All-American...she finished the year averaging 20.5 points, 9.3 rebounds, 2.3 blocks and 2.1 steals per game...she finished the season with 675 total points, which is the second-most in a season at FSU...she was the only ACC player to rank in the Top 10 in the conference in scoring, rebounding, field goal percentage, steals and blocked shots...she tallied five 30-point games, the most by a Seminole in a single-season...she scored a school record 40 points on 14-of-19 shooting, including 12-of-15 from the free throw line against Syracuse, 2/2/14...she became the first ACC player since 2008 to have a 20-20 performance as she registered 28 points and 22 rebounds against Duke, 1/2/14.

2012-13: Named to the first-team All-ACC list by league media and second-team all-conference by ACC coaches, Howard ranked third in the ACC in double-doubles (11)...she led FSU in rebounding (7.5) and blocks (1.5) for the second consecutive season...she reached double figures in scoring in 26 of 33 games, including a pair of 20-point contests...she recorded a season-high 18 rebounds to go along with 18 points and three blocks against Georgia Tech, 1/3/13.

2011-12: Howard captured third-team All-ACC honors while leading the conference in double-doubles (12)...she led the conference in rebounding (9.4) in ACC games...she was the only Seminole to start all 31 games...she averaged 12.2 points and a team-leading 9.1 rebounds per game, while shooting 48.7 percent from the field...she led the Seminoles in blocks (1.3) and steals (1.5) per game, becoming the first Seminole to accomplish that feat since current assistant coach Brooke Wyckoff in 1998-99... she ripped down a then career-high 17 rebounds

and scored 22 points versus Miami, 1/15/12...she scored a season-best 24 points against Akron, 12/10/11.

2010-11: Howard was named third team Freshman All-American by Full Court Press...she captured ACC All-Freshman honors...she ranked fourth on the team in scoring (10.6 ppg) and second in rebounding (6.6 rpg), 3-point percentage (.368), steals (36) and blocks (22)...she started all 32 games and averaged 25.5 minutes per game...she erupted for 20 points on 8-of-10 shooting in her first college game, 11/12/10 against Alabama State... her season-best 21 points came against Arizona State at the Junkanoo Jam in Freeport, Bahamas, 11/27/10.

PERSONAL

Natasha Howard is the daughter of Latasha Howard...she majored in social science while attending Florida State...a role model is Oklahoma City Thunder star Kevin Durant...R&B and hip-hop are her favorite forms of music...pasta is a favorite food... she was rated the No. 2 player overall in high school as part of the 2010 signing class by HoopGurlz as a senior at Morrison R. Waite High School in Toledo, Ohio...she was named 2010 Associated Press Ms. Basketball in Ohio...she was named a McDonald's All-American and captured co-MVP honors in the annual all-star game featuring the nation's top high school players...she led her high school to a state runner-up finish during her senior year, averaging 24.7 points, 11 rebounds and 2.6 assists per game... she was named a second team Division I All-State selection and first team Division I All-Northwest Ohio selection by the AP in 2008 and 2009...she was awarded Toledo Blade's Girls Player of the Year as a sophomore...Howard also ran track at Waite by competing in the 100m, 400m, and 800m.

CAREER TRANSACTIONS

(1) Drafted by the Indiana Fever with the 5th overall pick, first round, in the 2014 WNBA Draft, 4/14/14.

HOWARD'S STATISTICS

REGULAR SEASON

YR/TEAM	G-GS	MIN	FGM-A	PCT	3FGM-A	PCT	FTM-A	PCT	OR	DR	TR	AVG	AST	PF-DQ	ST	TO	BKS	PTS	AVG
2014 IND	34-15	576	98-221	.443	0-1	.000	41-69	.594	52	52	104	3.1	21	87-1	26	52	23	237	7.0

PLAYOFFS

YR/TEAM	G-GS	MIN	FGM-A	PCT	3FGM-A	PCT	FTM-A	PCT	OR	DR	TR	AVG	AST	PF-DQ	ST	TO	BKS	PTS	AVG
2014 IND	4-0	15	1-6	.167	0-0	.000	2-2	1.000	2	2	4	1.0	0	1-0	0	2	0	4	1.0

HOWARD'S CAREER HIGHS

REGULAR SEASON

MIN:	40:36, vs. ATL, 2OT, 5/17/14	AST:	3, vs. ATL, 2OT, 5/17/14
FGM:	10, vs. ATL, 2OT, 5/17/14	ST:	3, three times
FGA:	16, at CHI, 5/16/14	BKS:	6, at CHI, 5/16/14
3-pt FGM:	0	PTS:	21, vs. ATL, 2OT, 5/17/14
3-pt FGA:	1, at ATL, 5/25/14		
FTM:	7, at CHI, 6/20/14		
FTA:	8, at CHI, 6/20/14		
OR:	5, at CHI, 5/16/14		
DR:	5, at CHI, 5/16/14		
TR:	10, at CHI, 5/16/14		

PLAYOFFS

MIN:	6, vs. WAS, 8/21/14	DR:	1, at WAS, 8/23/14
FGM:	1, vs. WAS, 8/21/14	vs. WAS, 8/21/14	
FGA:	3, vs. WAS, 8/21/14	TR:	2, at WAS, 8/23/14
3-pt FGM:	0	AST:	0
3-pt FGA:	0	ST:	0
FTM:	2, at CHI, 2OT, 9/1/14	BKS:	0
FTA:	2, at CHI, 2OT, 9/1/14	PTS:	2, at CHI, 2OT, 9/1/14
OR:	1, at CHI, 2OT, 9/1/14	vs. WAS, 8/21/14	
at WAS, 8/23/14			

Howard's pro debut was spectacular: 16 points, 10 rebounds and six blocks, the most ever by a rookie making her WNBA debut.

BRIANN JANUARY



POSITION: Guard

WNBA YEARS: 6

HEIGHT: 5-8

WEIGHT: 144

BORN: January 11, 1987 in
Spokane, Wash.HIGH SCHOOL: Lewis and
Clark (Spokane, Wash.)

COLLEGE: Arizona State '09

DRAFTED: By Indiana, first
round, 2009 WNBA Draft (6th
overall)

20

@BriannJanuary
TWITTER@BJan_20
INSTAGRAM

Indiana's seventh-year point guard is firmly entrenched as one of Indiana's veteran leaders and perhaps the most prolific point guard in franchise history...after a sterling rookie performance in the 2009 WNBA Finals and a star role in the Fever's 2012 WNBA championship, she has asserted herself as a fixture in the Indiana lineup...January's defense, in particular, has become a trademark, evidenced by back-to-back-to-back WNBA All-Defensive Team honors from 2012-14...her "D" was identified as a significant factor in the Fever's four-game win over the Lynx in the 2012 championship series...she enters 2015 with career averages of 8.9 points and 3.5 assists per game...she was heralded during her 2009 rookie campaign as one of the best steals of the WNBA Draft...she was chosen by Indiana with the sixth overall selection and immediately exhibited court savvy, maturity, strong defensive skills and a good shooting touch...during the Fever's 2009 run to the Finals, she posted playoff averages of 10.6 points and 3.0 assists per game...in the 2012 playoffs, she posted averages of 11.5 points and 3.8 assists per game...in six WNBA seasons, Fever teams have never failed to reach the playoffs.

PRO-WNBA

2014: Perhaps January's best season, the Fever point guard earned her first Eastern Conference Player of the Week award and was later rewarded with her first All-Star appearance...she was one of three Fever stars to average double-figure points, scoring at a 10.3-point clip while averaging 3.7 assists per game...in May, she hit seven straight 3-point field goals to set a franchise record, and in three straight home games, the streak reached eight-in-a-row to earn her first player of the week award with back-to-back 20-point games against Connecticut, 5/29, and New York, 5/31...representing the East in the All-Star Game in Phoenix, she scored nine points with three 3-pointers, and added four assists.

2013: Named to the WNBA All-Defense Team for the second time, January started in 32 of the Fever's 34 games while averaging 9.8 points and 3.7 assists...she averaged 15.5 points over her last four regular season games, reaching double figures in each...returning from a stomach illness two nights earlier, she blitzed Chicago, 9/6, with a career-high 23 points and a career-best five 3-pointers, shooting 8-of-16 from the floor and 5-of-7 from long distance...she had nine points while matching a season-high seven assists at Minnesota, 8/24...she scored 14 points on 6-of-11 shooting from the floor and a career-high seven rebounds against Connecticut, 7/6...she posted a career-high 43 minutes at New York, 6/5, during an overtime loss where she finished with 13 points, five assists, three steals and three rebounds.

2012: January played in 31 games, starting in 26...she missed the last three games due to a concussion suffered at Minnesota, 9/17...she averaged 10.3 points, 1.8 rebounds 3.9 assists and 1.2

steals for the season...she had the sixth-best 3-point shooting percentage in the WNBA (.430) and made a career-high 46 3-pt FG...her best game featured a career-high 22 points, shooting 8-of-15 from the field and 3-of-6 from behind the arc against Phoenix, 8/25...she received her first league honor while named to the WNBA All-Defensive First Team.

2011: January started the team's first ten games before tearing her right ACL and missing the remaining 24 games...she recorded her first career double-double with 12 points and 10 assists vs. Tulsa, 6/14...she had a career high four steals vs. Chicago, 6/4...she finished her season with averages of 8.6 points and 5.0 assists per game.

2010: January appeared in 30 games with seven starts...initially thrust into the starting lineup for the Fever's first two games, she served mostly as a spot starter and top backup to veteran point guard Tully Bevilacqua...she averaged 7.4 points, 2.0 rebounds and 3.1 assists for the season...her top game featured season highs of 19 points and eight assists, while hitting 14 of 15 free throws at Washington, 7/24...she had a second game with eight assists at Phoenix, 8/8.

2009: Indiana's first-round pick started four of 33 games in which she appeared...she averaged 6.9 points, 2.3 assists, 1.9 rebounds and 1.09 steals per game...she posted a season-high 17 points against Detroit, 8/15...she had nine double-figure games and had a season-high six assists in three different games...among WNBA rookie rankings, January was second in assists and steals, fifth in free throw percentage and seventh in scoring and minutes per game.

PLAYOFFS

2014: January averaged 12.8 points over five games in the East Semis and East Finals...she had 19 points with three 3-pointers in a Game 1 win over Chicago in the East Finals.

2013: January started in all four playoff games, finishing with a team-high 3.5 assists and adding 7.5 points per game...she had playoff highs of 16 points and six assists in the win at Chicago, 9/20, finishing 3-of-4 from long-range...she tied her playoff career high with five rebounds in the loss against Atlanta, 9/29.

2012: January started all 10 Fever playoff games...she averaged 11.5 points, 2.3 rebounds, 1.6 steals and a team-high 3.8 assists...she reach double-figure scoring in seven of the 10 games, including a 15-point, two-rebound and three-assist performance in Game 4 of the Finals against Minnesota, 10/21...she held All-Star and Olympian Seimone Augustus to single-digit scoring in each of Games 3 & 4 of the Finals to mark only the third and fourth time that had been done all season...her finest game may have been a 24-point, 7-assist effort at Atlanta in Game 2 of the East Semis, 9/30.

2011: She missed the playoffs due to a season-ending injury.

2010: In three games against New York, she averaged 6.7 points and 2.0 assists per game.

2009: As a rookie, January appeared in all ten Fever playoff games...January averaged 10.6 points, 3.0 assists and 2.4 rebounds per game...she scored in double figures in five of 10 playoff games, including 16 or more points on three occasions...she led the team in 3-point percentage and was second on the team in free throw percentage...January averaged 12 points a game in the WNBA Finals...in Game 3 of the WNBA Finals against Phoenix, 10/4, she had a playoff-high 17 points...in Game 1 of the WNBA Finals at Phoenix, 9/29, she had 11 points to go along with seven assists.

PRO-OVERSEAS:

2014-15: In 31 games with Adana ASKI in Turkey, she averaged 16.5 points with 4.0 assists per game, playing alongside Fever teammate Erlana Larkins.

2013-14: January averaged 12.3 points and led the Brazilian League with 4.4 assists while playing for Maranhao Basquete.

2012-13: January averaged 11.4 points, 3.2 rebounds and a league-leading 5.7 assists while playing for Ramat Hasharon Electra in Israel.

2010-11: She joined Raanana Hertzeliya of the Israeli League at mid-season and helped the club to the semifinal round of the playoffs...she averaged 14.5 points and 5.5 assists while sparking the club to a 7-4 regular season mark upon her arrival...she was named all-league honorable mention.

2009-10: January played with Tarsus in the Turkish League.

INTERNATIONAL

2013-15: January is a member of the USA Basketball Women's National Team Pool for 2014-16.

COLLEGE

The 2008 and 2009 Pac-10 Defensive Player of the Year, she was a First Team All-Pac 10 selection in 2009 and an honorable mention All-America pick as a junior and senior...she ended her career as Arizona State's all-time leader in assists (538) and free throw percentage (.830)...she was also among the Sun Devils' all-time leaders in steals (second, 272), free throws (second, 401), 3-point field goal percentage (fourth, .399), 3-point field goals (fifth, 132) and scoring (seventh, 1,317 points)...in 2008-09, she set the school's single-season record for 3-pt field goals (65)...she is the only player in school history to lead the team in steals and assists four straight years.

2008-09: Ranked second in the nation in 3-point FG pct. (.469) and 12th in assist-to-turnover ratio (2.1-to-1), January led the Pac-10 in assists (4.7), 3-point FG percentage (.469) and assist-to-turnover ratio...she was second in steals (2.3) and fourth in FT pct. (.840)...she averaged 13.8 points, 5.8 assists and 1.5 steals in ASU's four NCAA Tournament games...she scored a career-best 25 points and tied a school record with seven 3-pointers in ASU's 73-59 win at UC Davis, 12/3...she nearly posted a

With January at point guard, the Fever have reached at least the Eastern Conference Finals in 2009, 2012, 2013 and 2014.

BRIANN JANUARY

double-double with 10 points, nine assists and two steals in ASU's NCAA first-round win over Georgia...she matched her scoring high in an NCAA Tournament game with 22 points to go along with five assists, two steals and a block in ASU's 84-69 win over Texas A&M in the Trenton Regional semifinal, 3/29.

2007-08: She was selected an All-Pac-10 All-Academic Honorable Mention...she finished the season ranked first in the Pac-10 in free throw percentage (.864) and steals (2.18) while ranking third in assists (4.39), fifth in assist-to-turnover ratio and 15th in scoring (11.3)...she scored in double figures 23 times, including a 22-point performance against Texas, 12/22... she averaged 13.8 points while connecting on 55.2 percent of her shots (16-29), including 54.5 percent from beyond the arc (6-of-11), and 85 percent of her free throws (17-of-20) in ASU's four Pac-10 and NCAA Tournament contests.

2006-07: An honorable mention All-Pac-10 selection, she finished third in the league in steals (2.1), fourth in assists (4.0), fourth in assist-to-turnover ratio (1.67-to-1) and sixth in free throw percentage (81.7)...she also earned Pac-10 Honorable Mention Academic honors...a starter in 34 games, she led ASU in assists and steals and was second in scoring (10.2) and free throw percentage...in the postseason, she averaged 14.0 ppg while connecting on 26-of-28 FGs (.929) and 10-of-19 3-pt FGs (.526) in the Pac-10 and NCAA Tournaments...she posted season-best numbers in points (22) and steals (6) in ASU's 80-69 win over UCLA, 2/18.

2005-06: She was named to the Pac-10's All-Freshman Team after a season in which she led ASU in assists (86) and steals (46)...her 86 assists represented the second-highest total ever for a Sun Devil freshman...she had one or zero turnovers 13 times...she turned in an outstanding effort in ASU's 62-59 upset of No. 11 Stanford, 2/16, leading the team with a season-best 13 points to go with six assists and four steals.

PERSONAL

Full name is Briann Jolie January...she was born January 11, 1987 in Spokane, Wash... she majored in Education and Society at ASU... her father Barry is a karate instructor and her mother, Sally, is a teacher...she has a younger sister, Kiara (19)...Briann holds a black belt in karate...a 2005 graduate of Lewis and Clark High School in Spokane, Wash., she earned first-team all-state honors from both the AP and the Seattle Times as a senior...she earned WBCA High School All-America honors in 2005, in addition to being a four-time, first-team All-Greater Spokane League honoree... she led Lewis and Clark to a 25-3 record and an appearance in the state semifinals as a senior, averaging 13 points a game in her final season...she was named the team MVP in each of her four seasons...she earned second-team all-state honors as a junior in 2004 and was a 2002 BCI All-American as a freshman...a four-year letterwinner in both basketball and track and field, she captained the basketball team all four seasons and served as a team captain in track and field as a senior...she won the state high jump title in 2004, with her personal best in the high jump being 5'8"...she played club basketball for the Spokane Stars.

CAREER TRANSACTIONS

(1) Drafted by the Indiana Fever with the sixth overall pick, first round, in the 2009 WNBA Draft, 4/9/09.



JANUARY'S STATISTICS

REGULAR SEASON

YEAR	G-GS	MIN	FG-A	PCT	3FG-A	PCT	FT-A	PCT	OR	DR	TR	AVG	AST	PF-DQ	ST	TO	BLK	PTS	AVG
2009 IND	33-4	683	64-192	.333	25-87	.287	74-87	.851	23	40	63	1.9	77	78-1	36	57	3	227	6.9
2010 IND	30-7	657	65-175	.371	21-59	.356	71-86	.826	20	39	59	2.0	94	75-0	37	68	4	222	7.4
2011 IND	10-10	286	25-70	.357	7-22	.318	29-35	.829	5	9	14	1.4	50	33-0	15	33	0	86	8.6
2012 IND	31-26	879	99-245	.404	46-107	.430	76-87	.874	13	42	55	1.8	122	78-1	36	76	4	320	10.3
2013 IND	32-32	946	110-316	.348	35-98	.357	60-74	.811	12	65	77	2.4	118	84-0	34	79	6	315	9.8
2014 IND	31-31	895	109-282	.387	36-94	.383	66-75	.880	12	38	50	1.6	116	73-0	38	71	9	320	10.3
6 YEARS	167-110	4347	472-1280	.369	170-467	.364	376-444	.847	85	233	318	1.9	577	421-2	196	384	26	1490	8.9

PLAYOFF STATISTICS

YEAR	G-GS	MIN	FG-A	PCT	3FG-A	PCT	FT-A	PCT	OR	DR	TR	AVG	AST	PF-DQ	ST	TO	BLK	PTS	AVG
2009 IND	10-0	228	30-78	.385	12-29	.414	34-40	.850	7	17	24	2.4	30	23-0	4	13	0	106	10.6
2010 IND	3-0	59	5-16	.313	1-5	.200	9-10	.900	1	3	4	1.3	6	6-0	1	8	0	20	6.7
2011 IND	DID NOT DRESS; INJURED																		
2012 IND	10-10	338	46-108	.426	5-22	.227	18-20	.900	6	17	23	2.3	38	32-1	16	30	3	115	11.5
2013 IND	4-4	119	10-27	.370	4-9	.444	6-7	.857	2	9	11	2.8	14	12-0	2	8	0	30	7.5
2014 IND	5-5	176	19-59	.322	6-17	.353	20-24	.833	2	12	14	2.8	21	12-0	6	10	4	64	12.8
6 YEARS	32-19	920	110-288	.382	28-82	.341	87-101	.861	18	58	76	2.4	109	85-1	29	69	7	335	10.5

JANUARY'S CAREER HIGHS


REGULAR SEASON

MIN: 43:42, at NY, OT, 6/5/13
 FGM: 8, at CHI, 9/6/13
 vs. NY, 7/23/13
 at PHO, 8/25/12
 vs. CON, 6/21/12
 FGA: 18, vs. WAS, 9/10/13
 3-pt FGM: 5, at CHI, 9/6/13
 3-pt FGA: 8, four times
 (most recent: at LAS, 7/28/14)
 FTM: 14, at WAS, 7/24/10
 FTA: 15, at WAS, 7/24/10
 OR: 3, vs. WAS, 7/30/10
 vs. ATL, 6/19/10
 DR: 6, vs. CON, 7/6/13
 TR: 7, vs. CON, 7/6/13
 AST: 10, vs. TUL, 6/14/11
 ST: 4, vs. NYL, 5/31/14
 vs. CHI, 6/4/11
 BKS: 3, vs. TUL, OT, 6/25/14
 PTS: 23, at CHI, 9/6/13

PLAYOFFS

MIN: 39:39, at MIN, 10/17/12
 FGM: 10, at ATL, 9/30/12
 FGA: 17, at ATL, 9/30/12
 3-pt FGM: 3, four times
 (most recent: vs. CHI, 8/30/14)
 3-pt FGA: 6, vs. CHI, 8/30/14
 FTM: 8, at WAS, 9/17/09
 FTA: 8, at WAS, 9/17/09
 vs. PHO, 10/7/09
 OR: 2, vs. ATL, 9/29/13
 vs. WAS, OT, 9/19/09
 DR: 4, at CHI, 2OT, 9/1/14
 vs. CHI, 8/30/14
 at DET, 9/23/09
 TR: 5, vs. CHI, 8/30/14
 vs. ATL, 9/29/13
 at DET, 9/23/09
 AST: 7, at WAS, OT, 8/23/14
 at ATL, 9/30/12
 at PHO, OT, 9/29/09
 ST: 3, at ATL, 9/30/12
 BKS: 2, vs. CHI, 9/3/14
 at MIN, 10/17/12
 PTS: 24, at ATL, 9/30/12

SHENISE JOHNSON



POSITION: Guard

WNBA YEARS: 3

HEIGHT: 5-11

WEIGHT: 172


BORN: December 8, 1990 in Rochester, N.Y.

HIGH SCHOOL: Rush-Henrietta (Henrietta, N.Y.)

COLLEGE: Miami '12

DRAFTED: By San Antonio, first round, 2012 WNBA Draft (5th overall)

ACQUIRED: From San Antonio, in exchange for 2014 first- and third-round draft picks, 2/17/15



42



@SheniseJ42
TWITTER



@Johnson42_
INSTAGRAM

A versatile guard with size, Johnson begins her first season in Indiana in 2015, following a February trade with San Antonio.

PRO-WNBA

2014: Played in 30 games and made one start while averaging 6.0 points and 3.3 rebounds per game...shot a career-best 40.0 percent from the field, 37.2 percent from 3-point range and 82.9 percent from the free throw line...dished out a career-high eight assists in the season finale at Chicago, 8/17.

2013: Appeared in 33 games, made 24 starts and averaged a career-high 11.0 points...scored a career-high 20 points on 10-for-14 shooting in the season finale against Atlanta, 9/15...recorded the first double-double of her WNBA career with 17 points and 10 rebounds vs. Seattle, 8/25.

2012: Played in all 34 regular-season games, starting one...averaged 5.6 points, 3.9 rebounds, 1.4 assists and 0.8 steals per game...led all WNBA rookies in 3-point field goal percentage (41.2), ranked sixth in rebounding average (3.9), and ninth in scoring average (5.6)...ranked second on the team in 3-point field goal percentage...notched six double-figure scoring performances...had five points in her professional debut at Tulsa on May 19...set a San Antonio franchise rookie record for most 3-point field goals made without a miss, going 4-for-4 from beyond the arc against Minnesota on Sept. 23.

PLAYOFFS

2014: Played in both Western Conference Semifinal games against Minnesota...averaged 2.0 points in 8.5 minutes per game...Scored four points to go with a rebound and an assist in Game 1 at Minnesota, 8/21.

2012: Played in both Western Conference Semifinal games against Los Angeles...averaged 3.0 points, 3.0 rebounds and 1.0

assist per game...recorded four points and four rebounds in 12 minutes off the bench in Game 1, 9/27.

PRO-OVERSEAS

2014-15: Averaged 16.1 points and 6.9 rebounds per game with Istanbul Universitesi BDG in Turkey.

2013-14: Averaged 14.4 points per game with Istanbul Universitesi BDG.

2012-13: Played for Hungary's Uniqua Euroleasing Sopron...averaged 15.0 points, 5.5 rebounds, 2.8 assists and 3.4 steals...led the Hungarian League in assists per game and ranked third in scoring average...averaged 18.3 points, 8.0 rebounds, 2.7 assists and 2.0 steals per game in 12 EuroLeague games.

INTERNATIONAL

2011: Finalist for the 2011 World University Games Team.

2009: Member of the 2009 USA Women's U19 World Championship Team that won gold in Bangkok, Thailand...Helped the team to an 8-1 record and averaged 9.4 points and 6.9 rebounds.

COLLEGE

2011-12: Earned three All-America selections for the second consecutive season...garnered All-ACC First Team and All-ACC Defensive Team selection for the third consecutive season...started all 131 games of her career, marking the longest streak in the nation...posted an 87-consecutive game double-figure scoring streak from her sophomore through senior seasons...had nine double-doubles...averaged 17.0 points, 8.0 rebounds, 4.4 assists and 3.4 steals.

2010-11: Earned three All-America selections – WBCA, US-BWA and Associated Press...named ACC Player of the Year...garnered All-ACC First Team and All-ACC Defensive Team honors

for the second consecutive season...named to the State Farm All-Region Team...led the ACC in free throw percentage (.846)...ranked second in the ACC and 10th in the nation with 3.2 steals per game...ranked second in the ACC and 17th in the nation with 19.6 points per game...led the team with a career-high 8.3 rebounds per game and 3.8 assists per game...led the Hurricanes in rebounding in 16 games and blocked shots in 10 games...had 11 double-doubles on the season...averaged 19.6 points, 8.3 rebounds, 3.8 assists and 3.2 steals per game.

2009-10: Garnered All-ACC First Team and All-ACC Defensive Team honors...named to the State Farm All-Region Team...was the only player in the ACC to score in double-figures in every game during the season...only ACC player to rank in the top-10 in scoring, rebounding and assists...her .496 shooting percentage was the best among conference guards...had 10 double-doubles...averaged 19.0 points, 7.7 rebounds, 4.6 assists and 3.1 steals per game.

2008-09: Named to the ACC All-Freshman Team...garnered All-ACC Honorable Mention honors...was the only Division I player to lead her team in scoring, rebounding, assists and steals during the season...averaged 12.8 points, 7.1 rebounds, 4.1 assists and 2.6 steals per game.

PERSONAL

Shenise Monet Johnson...born on Dec. 8, 1990 in Rochester, N.Y....daughter of Michelle Reeves and Stanley Johnson...has two brothers – Cory Reeves and Stan Johnson – and two sisters – Shawntalae and Jasmine Johnson...Played at Rush-Henrietta High School in Henrietta, N.Y....earned McDonald's All-America and WBCA All-America recognition in 2008...garnered 2008 Third Team All-America recognition from Parade Magazine...named 2008 New York Miss Basketball.

JOHNSON'S STATISTICS

REGULAR SEASON

YR/TEAM	G-GS	MIN	FGM-A	PCT	3FGM-A	PCT	FTM-A	PCT	OR	DR	TR	AVG	AST	PF-DQ	ST	TO	BKS	PTS	AVG
2012 SAN	34-1	581	68-187	.364	21-51	.412	35-41	.854	55	76	131	3.9	46	50-0	27	37	6	192	5.6
2013 SAN	33-24	901	144-365	.395	23-84	.274	53-67	.791	40	88	128	3.9	79	55-1	42	60	6	364	11.0
2014 SAN	30-1	537	68-170	.400	16-43	.372	29-35	.829	30	69	99	3.3	43	29-1	29	32	3	181	6.0
WNBA (3)	97-26	2018	280-722	.388	60-178	.337	117-143	.818	125	233	358	3.7	168	134-2	98	129	15	737	7.6

PLAYOFFS

YR/TEAM	G-GS	MIN	FGM-A	PCT	3FGM-A	PCT	FTM-A	PCT	OR	DR	TR	AVG	AST	PF-DQ	ST	TO	BKS	PTS	AVG
2012 SAN	2-0	24	3-9	.333	0-4	.000	0-0	---	2	4	6	3.0	2	1-0	1	1	0	6	3.0
2014 SAN	2-0	18	1-8	.125	0-1	.000	2-2	1.000	0	1	1	0.5	2	0-0	0	1	0	4	2.0
WNBA (2)	4-0	42	4-17	.235	0-5	.000	2-2	1.000	2	5	7	1.8	4	1-0	1	2	0	10	2.5

JOHNSON'S CAREER HIGHS

REGULAR SEASON

MIN:	36, at PHO, 9/13/13	DR:	8, vs. SEA, 8/25/13
FGM:	10, vs. ATL, 9/15/13	TR:	10, vs. SEA, 8/25/13
FGA:	19, vs. LA, 8/31/13	AST:	8, at CHI, 8/17/14
3-pt FGM:	4, vs. MIN, 9/23/12	ST:	4, at CHI, 8/17/14
3-pt FGA:	6, at SEA, 8/11/13		at PHO, 7/13/14
FTM:	6, at PHO, 9/6/13	TO:	4, at PHO, 9/6/13
	at LA, 6/15/13		at PHO, 7/13/14
	vs. SEA, 9/14/12	BKS:	4, 15 times
FTA:	9, at LA, 6/15/13		(most recent: at PHO, 7/13/14)
OR:	5, vs. IND, 5/24/13	PTS:	20, vs. ATL, 9/15/13

PLAYOFFS

MIN:	13, vs. LA, 9/29/12	TR:	4, at LA, 9/27/12
FGM:	2, at LA, 9/27/12	AST:	2, vs. LA, 9/29/12
FGA:	5, at MIN, 8/21/14	ST:	1, vs. LA, 9/29/12
	at LA, 9/27/12	TO:	1, at MIN, 8/21/14
3-pt FGM:	0		at LA, 9/27/12
3-pt FGA:	3, at LA, 9/27/12	BKS:	0
FTM:	2, at MIN, 8/21/14	PTS:	4, at MIN, 8/21/14
FTA:	2, at MIN, 8/21/14		at LA, 9/27/12
OR:	2, at LA, 9/27/12		
DR:	2, vs. LA, 9/29/12		
	at LA, 9/27/12		

Short for her middle name of Monet, Johnson's nickname is, simply, "Mo."

ERLANA LARKINS



POSITION: Forward

WNBA YEARS: 5

HEIGHT: 6-1

WEIGHT: 205

BORN: April 2, 1986 in West Palm Beach, Fla.

HIGH SCHOOL: The Benjamin School (North Palm Beach, Fla.)

COLLEGE: North Carolina '08

DRAFTED: By New York, first round, 2008 WNBA Draft (14th overall)

ACQUIRED: Signed as a free agent, 3/14/12



2



@TheRealUNC2
TWITTER



@TarHeelNation2
INSTAGRAM

The hard-working, blue-collar muscle in Indiana's post-rotation the past three seasons, Erlana Larkins should be joined by additional size and athleticism in the post this year...Larkins provided the Fever and WNBA with one of the most remarkable storylines in 2012, signing a training camp contract after two seasons out of the league, and responding with record-breaking rebounding numbers in the WNBA Playoffs and WNBA Finals while Indiana won its first championship...with the 2012 story as a backdrop, Larkins returned for her second season in Indiana in 2013 and wound up the league's eighth-best rebounder (7.8rpg)...she was fourth in 2014 (9.2rpg) while making a bid for a first All-Star appearance that eluded her...the former North Carolina star and first-round pick by New York was waived by the Liberty in 2010 and again by the Phoenix Mercury in 2011.

PRO - WNBA

2014: Larkins was fourth in the WNBA with 9.2 boards per game, and averaged 9.7 points...she led the league with a 59.9 percent shooting clip and she was third in the WNBA with 1.94 steals per contest...Larkins' 14 double-figure rebounding games were the most in a single-season in Indiana history, as were her team record 303 total rebounds...she was the early leader in the league's rebounding race buoyed by a franchise-record 22 boards she collected at Atlanta, 5/25, which were just two shy of the WNBA record...she entered the season with four career double-doubles, and proceeded to post nine in 2014, alone...along with career highs in assists (84) and steals (64), Larkins twice matched a new career scoring high of 17 points: vs. Seattle, 6/11 and vs. Atlanta, 5/17.

2013: Larkins started all 34 games for the Fever, averaging 7.9 points and 7.8 rebounds per game...she shot at least 50 percent in 18 of 23 games to close the season, shooting 74-of-123 (60.2%) during that stretch...Larkins was sixth in the WNBA with a team-best .545 FG percentage...she was the only Fever player to start every game...she registered a second straight double-double at Chicago, 9/6, recording 13 points, 12 rebounds, a career-high six assists and finished 7-of-7 at the free throw line...Larkins matched a Fever regular-season record with 17 rebounds at Atlanta, 9/4, and scored 10 points en route to her third straight double-double...against Los Angeles, 8/8, she finished with 11 points, 13 rebounds and a career-high six steals...she pulled down a then-regular-season career-high 16 rebounds against New York, 7/23, becoming just the fourth player in a Fever uniform to record at least 16 rebounds...Larkins recorded the first regular-season double-double of her career against Atlanta, 5/31, finishing with 10 points, 10 rebounds.

2012: Larkins played in all 34 games for the Fever and started in the last two of the season...she averaged 4.1 points and 4.4 rebounds per game...her average of 11.3 rebounds per 40 minutes played was the 11th best in the WNBA...in her first career start, she claimed a career-high 11 boards and scored eight

points with an assist and three steals at Washington, 9/21...her best game off the bench was against Washington, 8/16, when she led the Fever with a career-high 16 points on 4-of-6 shooting and 8-of-8 from the free throw line.

2011: Larkins signed a training camp contract with the Mercury, but was waived prior to the regular season.

2010: She was waived by the Liberty in training camp.

2009: Larkins appeared in 18 games for the Liberty...she led the team in rebounds twice, grabbing a season-high six boards at San Antonio, 6/13, and against Indiana, 9/8...she posted averages of 2.4 points and 1.7 rebounds, during 7.6 minutes per game.

2008: Larkins appeared in 27 games for the New York Liberty, leading the team in scoring once and rebounding twice...she scored in double figures four times, and collected five or more rebounds six times...she averaged 4.8 points and 2.7 rebounds per game...a career scoring high of 13 points occurred twice within the same week...she netted 13 against San Antonio, 9/9, and against Detroit, 9/14.

PLAYOFFS

The current WNBA postseason record-holder with 3.9 offensive rebounds per game, Larkins is fourth all-time in total rebounds per game in the playoffs with an average of 9.2. Her 53.2 percent shooting (84-of-158) is also fourth in league playoffs history.

2014: Larkins had exactly 11 rebounds in 4 of 5 playoff games in 2014, including a double-double with 15 points in a double-overtime win at Chicago, 9/1...she shot 53 percent (17-of-32) in the playoffs while averaging 9.0 points and 10.4 boards.

2013: Starting in all four playoff games, Larkins averaged a double-double with 10.8 points and 10.3 points per game...she recorded a double-double in the first three playoff games, but was unable to post one in final game against Atlanta, 9/29...she posted playoff-highs in points (15) and rebounds (12) in the loss at Atlanta, 9/26, shooting 6-of-9 from the field.

2012: Larkins played in all ten Fever playoff games, starting in nine...she was inserted into the starting lineup for Game 2 of the Eastern Conference Semifinals at Atlanta, 9/30, and responded with a record-breaking run all the way to the Fever championship...she averaged 9.9 points, 10.9 rebounds and 1.2 assists per game, leading the club with a franchise-record 109 rebounds in one playoffs season...in Game 3 of the Eastern Conference semi-finals against Atlanta, 10/2, she finished with her first career double-double - regular season or playoffs - with 16 points and 20 rebounds...her 20 rebounds were a career-high and matched the Fever postseason record which is second in WNBA Playoffs history...her nine offensive rebounds set a franchise record and tied the WNBA record...in the four-game Finals series against Minnesota, Larkins averaged 8.5 points and 12.0 rebounds, twice falling one rebound shy of the Finals single-game

record...she paced Indiana with 16 points and 15 rebounds in Game 1 of the series, followed by 10 points and 15 boards in Game 3 of the series...she led the Fever in rebounding in five of the ten playoff games...she scored a career playoffs-high 16 points in three different games.

2008: Larkins played in all six Liberty playoff games during the Eastern Conference semifinals and finals...playing 14.5 minutes per game, she averaged 4.3 points and 4.8 boards...she had a high of nine points at Detroit, 9/29, in Game 3 of the conference finals...she posted a high of seven rebounds in Game 1 against Detroit, 9/26.

PRO - OVERSEAS

2014-15: Larkins paced the Turkish League with 14.3 rebounds per game while playing for Adana ASKI and teaming with Fever point guard Briann January...she averaged 13.7 points and shot 54.9 percent from the floor.

2013-14: Signed in January by Familia Schio in Italy, Larkins averaged 10.4 points and 10.0 rebounds in EuroLeague competition...helping pace Familia Schio to a 19-1 regular season mark in the Italian League, Larkins averaged 13.9 points and a league-leading 10.9 boards...she also posted 2.7 steals per game, sixth in the league, as Familia Schio advanced to a championship series with Ragusa.

2012-13: For the second year, Larkins teamed with Fever mate Shavonte Zellous, helping Mersin to a remarkable 18-game win streak and No. 4 seed in the Turkish playoffs...Larkins led the league in rebounding and finished the season with averages of 13.9 points and 14.8 rebounds a game.

2011-12: Larkins played beside Fever teammate Shavonte Zellous with Mersin in the Turkish League...she averaged 10.5 points and 10.9 rebounds per game in 21 contests...she finished second in the league in rebounding...it was Larkins' third straight season with Mersin.

2010-11: She averaged 11.9 points and 10.2 rebounds through 22 Turkish League games with Mersin.

2009-10: With Mersin in the Turkish League, she averaged 11.4 points and 8.7 rebounds through 18 games

2008-09: Playing for Samsun in the Turkish League, she averaged 14.5 points and 12 rebounds in 20 games.

INTERNATIONAL

2007: Larkins was a USA gold medalist at the 2007 Pan Am Games (Rio de Janeiro, Brazil).

2006: She played with the USA Basketball U20 Women's National team at the FIBA Americas Championship (Mexico City).

2005: She represented the U.S. at the FIBA Women's U19 World Championship (Tunisia).

2004: She was part of the USA Basketball Junior World Championship qualifying team (Puerto Rico).

Larkins' 2014 season included Fever records for single-game rebounds (22), single-season rebounds (303) and games with double-digit rebounds (14).

ERLANA LARKINS

COLLEGE

At the University of North Carolina, Larkins holds career averages of 13.7 points and 8.3 rebounds per game, while shooting 57.1-percent from the floor...she became the 7th player in ACC history with 1,000 points, 1,000 rebounds, 300 assists, 200 steals and 100 blocks in a career.

2007-08: She was a 2008 State Farm All-American, USBWA All-American, AP All-America Second Team, ESPN.com All-America Second Team, All-ACC First Team, and was named the ACC Tournament MVP.

2006-07: As a junior, she was named AP All-America Third Team, All-ACC First Team and to preseason watch lists for the Wooden, Wade and Naismith awards.

2005-06: Larkins was named to NCAA Final Four All-Tournament Team, AP All-America honorable mention, Kodak All-America region finalist, All-ACC first team and All-ACC Tournament first team.

2004-05: A part of the Tar Heels' ACC Tournament champions, she was named to All-ACC Second Team, All-ACC Freshman Team, All-ACC Tournament Second Team and selected to the ESPN.com Preseason All-Freshman team.

PERSONAL

Erlana La'Nay Larkins was born in West Palm Beach, Fla... she is the daughter of Victoria and Earl Larkins...she majored in sociology and Afro American studies at North Carolina...she prepped at The Benjamin School in North Palm Beach, Fla.

CAREER TRANSACTIONS

(1) Drafted by the New York Liberty with the 14th overall pick, first round, in the 2008 WNBA Draft, 4/9/08. (2) Waived by New York, 2010. (3) Signed as a free agent by Phoenix, then waived in training camp, 2011. (4) Signed as a free agent by Indiana, 3/14/12.



LARKINS' STATISTICS

REGULAR SEASON

YR/TEAM	G-GS	MIN	FGM-A	PCT	3FGM-A	PCT	FTM-A	PCT	OR	DR	TR	AVG	AST	PF-DQ	ST	TO	BKS	PTS	AVG
2008 NYL	27-0	335	48-94	.511	0-0	.000	33-56	.589	38	35	73	2.7	18	54-0	10	35	7	129	4.8
2009 NYL	18-0	137	14-33	.424	0-0	.000	16-23	.696	11	20	31	1.7	8	19-0	9	16	4	44	2.4
2012 IND	34-2	526	55-108	.509	0-0	.000	31-36	.861	70	78	148	4.4	36	62-0	34	34	5	141	4.1
2013 IND	34-34	1022	103-189	.545	0-0	.000	63-89	.708	104	161	265	7.8	64	100-0	48	47	11	269	7.9
2014 IND	33-33	1044	124-207	.599	0-0	.000	73-102	.716	99	204	303	9.2	84	105-0	64	74	27	321	9.7
WNBA (5)	146-69	3066	344-631	.545	0-0	.000	216-306	.706	322	498	820	5.6	210	340-0	165	206	54	904	6.2

PLAYOFFS

YR/TEAM	G-GS	MIN	FGM-A	PCT	3FGM-A	PCT	FTM-A	PCT	OR	DR	TR	AVG	AST	PF-DQ	ST	TO	BKS	PTS	AVG
2008 NYL	6-0	87	11-24	.458	0-0	.000	4-10	.400	12	17	29	4.8	1	12-0	3	8	1	26	4.3
2012 IND	10-9	320	39-72	.542	0-0	.000	21-27	.778	49	60	109	10.9	12	23-0	7	18	8	99	9.9
2013 IND	4-4	134	17-30	.567	0-0	.000	9-9	1.000	13	28	41	10.3	5	15-0	1	10	6	43	10.8
2014 IND	5-5	176	17-32	.531	0-1	.000	11-15	.733	23	29	52	10.4	9	19-1	6	7	3	45	9.0
WNBA (4)	25-18	714	84-158	.532	0-1	.000	45-61	.738	97	134	231	9.2	27	69-1	17	43	18	213	8.5

LARKINS' CAREER HIGHS

REGULAR SEASON

MIN: 42:16, at ATL, OT, 5/25/14
 FGM: 8, vs. ATL, 2OT, 5/17/14
 FGA: 11, vs. ATL, 2OT, 5/17/14
 3-pt FGM: 0
 3-pt FGA: 0
 FTM: 8, vs. TUL, OT, 6/25/14 vs. WAS, 8/16/12
 FTA: 10, vs. TUL, OT, 6/25/14
 OR: 10, at ATL, OT, 9/4/13
 DR: 16, at ATL, OT, 5/25/14
 TR: 22, at ATL, OT, 5/25/14
 AST: 6, vs. SAN, 7/5/14 at CON, 6/7/14 at CHI, 9/6/13
 ST: 6, at ATL, OT, 5/25/14 vs. LA, 8/8/13
 BKS: 3, vs. CHI, 8/16/14
 PTS: 17, vs. SEA, 6/11/14 vs. ATL, 2OT, 5/17/14

PLAYOFFS

MIN: 45:10, at CHI, 2OT, 9/1/14
 FGM: 8, at MIN, 10/14/12 vs. ATL, 10/2/12
 FGA: 13, vs. ATL, 10/2/12
 3-pt FGM: 0
 3-pt FGA: 1, at WAS, 8/23/14
 FTM: 6, at ATL, 9/30/12
 FTA: 7, at ATL, 9/30/12
 OR: 9, vs. ATL, 10/2/12
 DR: 11, vs. ATL, 10/2/12
 TR: 20, vs. ATL, 10/2/12
 AST: 3, four times (most recent: at WAS, 8/23/14)
 ST: 4, at MIN, 10/17/12
 BKS: 4, at ATL, 9/26/13
 PTS: 16, at MIN, 10/14/12 vs. ATL, 10/2/12 at ATL, 9/30/12

Larkins' WNBA career highs since 2012: 17 points, 22 rebounds in regular season; 16 points, 20 rebounds in playoffs.

MAGGIE LUCAS



POSITION: Guard

WNBA YEARS: 1

HEIGHT: 5-10

WEIGHT: 152


BORN: November 29, 1991 in Philadelphia, Pa.

HIGH SCHOOL: Germantown Academy (Philadelphia, Pa.)

COLLEGE: Penn State '14

DRAFTED: By Phoenix, second round, 2014 WNBA Draft (21st overall)

ACQUIRED: From Phoenix, in exchange for a 2015 second-round draft pick, 5/12/14



8



@MaggieLucas33
TWITTER



@MaggieLucas33
INSTAGRAM

A prolific shooter through four seasons at Penn State, Maggie Lucas was a 2014 second-round draft pick (21st overall) of the Phoenix Mercury, but acquired in a training camp trade just prior to the start of the 2014 season. Lucas begins her second season with Indiana.

PRO - WNBA

2014: Lucas saw limited minutes as a rookie, appearing in 30 games with an average of 10.3 minutes per contest...she averaged 3.7 points per game...she made the first 19 free throws of her WNBA career and finished 22-of-23 from the charity stripe for the season...she posted a rookie scoring high of 17 points at New York, 8/17, with four 3-pointers...she had four games of double-figure scoring.

PLAYOFFS

2014: Lucas saw time in all five Fever playoff games, netting three 3-pointers with 13 points total...she had eight points in a win in Game 1 of the East Finals over Chicago, 8/30.

PRO - OVERSEAS

2014-15: With Arras Pays d'Artois in France, Lucas was second in the French League with 18.2 points per game...she shot 37.5 percent from 3-point range with 72 3-pointers, and made 80-of-86 at the foul stripe.

COLLEGE

Lucas was a two-time Big Ten Player of the Year who scored 2,510 career points which was second in school history and fourth in conference history...she averaged 21.0 points per game as a senior, finishing her career with a Big Ten and Penn State-record 365 3-pointers, 12th in NCAA history...the sharpshooter shot better than 40 percent from 3-point range and better than 90 percent from the foul line in her four-year career...

her career free throw percentage (.907) set a Big Ten record.

2013-14: Lucas led the Lady Lions to a third straight Big Ten regular season title...a second team AP All-American and the Big Ten Player of the Year for the second season...she was a finalist for the Wade Trophy, the John R. Wooden Award and the Senior CLASS Award...she was a first team All-Big Ten selection for a third straight season...Lucas scored a season-high 33 points in a season-opening game with St. Francis (Pa.), which included a school-record 16-of-16 free throws...she posted a season-high nine rebounds against Wichita State, 3/23, and a season-high six assists at Purdue, 1/30...she had a career-long string of 35 consecutive free throws made that was ended in January.

2012-13: Averaging 20.1 points per game, Lucas was an AP second team All-American and a finalist for the Wade Trophy and the John R. Wooden Award...selected as the 2013 Big Ten Player of the Year, she became the third Lady Lion to win the honor...chosen first team All-Big Ten, she became the 10th Lady Lion to win first team accolades multiple times in a career...Lucas broke the Bryce Jordan Center scoring record (men or women) with 39 points, including a BJC record-tying seven three-pointers, to go with a career-high six steals, in a win over Georgetown, 12/9...she notched her fourth career 30-point game with 34 points with a career-high eight 3-pointers at Nebraska, 3/3.

2011-12: Lucas averaged 19.5 points en route to honorable mention AP All-America honors...she was named to the All-Big Ten first team while leading finishing 12th in the NCAA in free throw percentage (.886)...she posted her only career double-double with 12 points and a personal-best 10 rebounds in a win over Ohio State, 2/20.

2010-11: The Big Ten Freshman of the Year, Lucas broke Big Ten and Penn State records for 3-pointers in a season (112)...she also earned the Big Ten Sixth Player of the Year award while pulling down All-Big Ten honors...she broke Penn State's freshman scoring mark with 552 points...she became just the third

player in Big Ten history with 100 or more 3-pointers in a season...an eight-time Big Ten Freshman of the Week recipient, she was fourth in NCAA Division I in 3-pointers made and 11th in 3-point percentage...she was selected to Big Ten All-Tournament team after averaging 14.3 points, 3.0 rebounds and 2.0 steals in three games...Lucas drained seven three-pointers on the way to a game-high 27 points against Hartford, 11/27.

INTERNATIONAL

Lucas participated in the USA Basketball World University Games Trials in Colorado during the summer of 2011.

PERSONAL

Margaret Taylor Lucas was born November 29, 1991 in Philadelphia, Pa., and is the daughter of Betsy and Albert Lucas...she has two older brothers, Peter and Ben...she majored in recreation, park and tourism management at PSU, where she earned the nickname, "Machine Gun Maggie"...she was named to the McDonald's and Parade Magazine High School All-America teams in 2010...she averaged 23.0 points, 4.5 assists and 3.8 steals per game as she led Germantown Academy to its second-straight Independent Schools State title and its 12th consecutive league crown...she won the McDonald's High School All-America 3-point contest...she was a four-time first team all-state selection, and was named the 2010 Philadelphia Inquirer Southeastern PA Player of the Year and the 2010 Times Herald Player of the Year...she finished her career with 2,197 points, the second-highest total in Germantown Academy history (boys or girls)...the Patriots were 112-15 in her four years.

CAREER TRANSACTIONS

(1) Drafted in the 2nd round (21st overall) of the 2014 WNBA Draft by Phoenix. (2) Traded to Indiana, in exchange for a 2nd round draft pick in the 2015 WNBA Draft, 5/12/14.

LUCAS' STATISTICS

REGULAR SEASON										OR	DR	TR	AVG	AST	PF-DQ	ST	TO	BKS	PTS	AVG	
YR/TEAM	G-GS	MIN	FGM-A	PCT	3FGM-A	PCT	FTM-A	PCT													
2014 IND	30-0	310	34-102	.333	20-65	.308	22-23	.957		3	23	26	0.9	20	36-0	8	11	5	110	3.7	

PLAYOFFS										OR	DR	TR	AVG	AST	PF-DQ	ST	TO	BKS	PTS	AVG	
YR/TEAM	G-GS	MIN	FGM-A	PCT	3FGM-A	PCT	FTM-A	PCT													
2014 IND	5-0	36	5-13	.385	3-7	.429	0-0	.000		0	1	1	0.2	0	9-0	0	1	2	13	2.6	

LUCAS' CAREER HIGHS

REGULAR SEASON			PLAYOFFS		
MIN:	29:41, at MIN, 6/22/14	DR:	3, at WAS, 6/6/14	MIN:	11:37, vs. CHI, 8/30/14
FGM:	4, at MIN, 6/22/14	TR:	3, at WAS, 6/6/14	FGM:	3, vs. CHI, 8/30/14
FGA:	11, at MIN, 6/22/14	AST:	4, at NYL, 8/17/14	FGA:	8, vs. CHI, 8/30/14
3-pt FGM:	4, at NYL, 8/17/14	ST:	2, at TUL, 7/8/14	3-pt FGM:	2, vs. CHI, 8/30/14
3-pt FGA:	10, at MIN, 6/22/14	FTM:	3, four times	3-pt FGA:	4, vs. CHI, 8/30/14
FTM:	3, four times	FTA:	3, four times	FTM:	0
FTA:	3, four times	BKS:	1, five times	FTA:	0
OR:	1, three times	PTS:	17, at NYL, 8/17/14	OR:	0
	(most recent: at MIN, 6/22/14)			DR:	1, vs. CHI, 9/3/14
				TR:	1, vs. CHI, 9/3/14
				AST:	0
				ST:	0
				BKS:	1, vs. CHI, 8/30/14
				PTS:	8, vs. CHI, 8/30/14

Lucas had rookie season highs of four 3-point field goals and 17 points on Aug. 17 at Madison Square Garden.

JEANETTE POHLEN



POSITION: Guard

WNBA YEARS: 3

HEIGHT: 6-0

WEIGHT: 171

BORN: May 2, 1989 in Downey, Calif.

HIGH SCHOOL: Brea Olinda (Brea, Calif.)

COLLEGE: Stanford '11

DRAFTED: By Indiana, first round, 2011 WNBA Draft (9th overall)



32



@JFP32
TWITTER



@JFPohlen
INSTAGRAM

"The sky's the limit," said Lin Dunn about 2011 top draft pick Jeanette Pohlen...all Pohlen did as a rookie was lead the WNBA in 3-point shooting percentage while appearing in all 34 games...since that time, unfortunately, Pohlen has navigated a troublesome path of injury.

As a second-year star in 2012, she shot 42 percent from 3-point range, hit 5-of-5 3-point attempts in the playoffs and helped Indiana to the WNBA title, despite a torn left ACL sustained in Game 2 of the Finals vs. Minnesota...the former AP first-team All-American and the Pac-10 Player of the Year saw limited time in her third pro season with Indiana, as her rehab continued...prior to a 2014 season when she anticipated a clean bill of health, she succumbed to a torn left Achilles tendon.

She guided Stanford to the 2011 NCAA Final Four where it lost in the national semifinal game to eventual champion Texas A&M on what would become her home floor at Bankers Life Fieldhouse...Pohlen and Stanford reached the Final Four in four consecutive seasons...a pair of her fans while at Stanford were student-athlete buddies Andrew Luck and Coby Fleener, each of whom was drafted by the Indianapolis Colts.

PRO – WNBA

2014: Waived in training camp, 5/5, due to a torn left Achilles tendon.

2013: Pohlen appeared in 15 of the Fever's final 18 games after sitting out the first half of the season recovering from a torn ACL...she capped her regular season with a season-high 12 points on 4-of-7 shooting from the floor...she accounted six points and a pair of 3-pointers at Minnesota 8/24...Pohlen made her 2013 debut by scoring seven points on 2-of-3 shooting against Chicago, 8/3, finishing 1-of-2 from 3-point range...she tore her ACL in her left knee during Game 2 of the WNBA Finals at Minnesota, 10/17/12.

2012: Pohlen played in all 34 games for the Fever...she started in the last three games of the season and played all 40 minutes of the game at Washington, 9/21...she averaged 4.4 points, 1.7 rebounds and 1.1 assists per game...she finished 11th in the WNBA for 3-point shooting percentage shooting 42.1 percent...she scored a season-high 14 points against Chicago, 6/27, shooting 5-of-7 from the field, including 4-of-6 from behind the arc. she had a career-high four steals at Connecticut, 9/19...

2011: One of three Fever players to appear in all 34 games, starting two...Pohlen averaged 3.9 points and 1.4 rebounds in 16 minutes per game...she scored a career-high 17 points including 5-of-5 shooting from the 3-point line at Phoenix, 6/19...besides leading the WNBA in 3-point shooting percentage, she broke rookie franchise records of field goal percentage (.471), 3-point field goal percentage (.468), and 3-point field goal percentage in a game (1,000)...she tied a franchise record of playing in 34 games as a rookie.

PLAYOFFS

2013: Pohlen saw limited time in the final three games of the playoffs...she recorded seven points in games against Chicago, 9/22, and Atlanta, 9/29...she shot 50 percent from the field against Chicago, 9/22.

2012: Pohlen played in six of the 10 Fever postseason games before tearing her left ACL in Game 2 of the WNBA Finals...she totaled 19 points through six games, 14 coming as part of a 5-of-5 shooting night with four 3-pointers in a decisive Game 3 of the conference finals at Connecticut, 10/11, while replacing Katie Douglas.

2011: Pohlen saw action in five of the six Fever postseason games...in 36 total minutes, she scored 10 points...she scored a playoff career-high eight points at New York, 9/17, in the Eastern Conference Semifinals

PRO – OVERSEAS

2011-12: Pohlen averaged 10.1 points through 13 games with Tarsus in the Turkish League.

COLLEGE

2010-11: Named the Pac-10 Player of the Year, she averaged career highs of 14.5 ppg and 4.75 apg while shooting 41.7 percent from 3-pt range...she broke Stanford's single-season record for 3-pt FG made with 96 and became the 32nd player in Stanford history to score 1,000 career points against Fresno State, 12/21...she finished her career with 1,453 points, 16th on Stanford's career list...she was named to the Associated Press All-America First Team and was also named to the John R. Wooden and USBWA All-America Teams...she was named Pac-10 Player of the Week on January 3...she passed out a career-high 12 assists to go with 21 points against USC...she scored 20 or more points on five occasions, including a career-best 31 points on 8-of-15 FG with five 3-pointers and 10-of-10 FTs vs. Connecticut, 12/30...in her best game of the 2011 NCAA tournament, she scored 17 points with five assists in the West Regional final vs. Gonzaga, 3/28.

2009-10: A starter in 36 of the 37 games she played as a junior, she averaged 9.3 points and 4.64 assists per game and was named to the All-Pac-10 First Team...she had a streak of 92 straight games played and 53 straight starts snapped when she missed a game against Washington, 1/16, due to a sprained right ankle...she posted a double-double with 15 points and a career-high-tying 10 assists at Old Dominion...she scored a season-best 26 points vs. Oregon, 2/16...she scored a game-winning layup as time expired in a Sacramento Regional Final win against Xavier...she scored 11 points in the NCAA Championship game vs. Connecticut.

2008-09: Named to All-Pac-10 Second Team...she earned a spot on the All-West Regional team during the NCAA Tournam-

ent...named the Pac-10 Player of the Week on March 9, she was one of three Stanford players to start all 38 games...she averaged 10.7 points, 3.84 assists and led the team by playing 31.9 minutes a game...she scored in double figures 23 times in 38 appearances and scored a season-high 21 points in a win over Arizona, 3/5.

2007-08: Named Pac-10 All-Freshman honorable mention, she saw action in all 39 games during the season and averaged 4.6 points with 2.9 rebounds per game while shooting 43.0 percent from the field...she opened her college career by scoring 15 points in a win over Yale, 11/9.

INTERNATIONAL

A member of the gold medal-winning U.S. team in the 2009 World University Games in Belgrade, Serbia, Pohlen started six of the seven games...she averaged 5.0 points and 3.0 assists as part of a team-high 23.0 minutes per game.

PERSONAL

Born in Downey, Calif, she has an uncle that played football at Notre Dame...her great-uncle, Neil, is in the Texas A&M Basketball Hall of Fame...her grandfather and great grandfather both played basketball at Purdue...she has two older brothers, John and Tom...when she is finished playing basketball, she aspires to be a sports broadcaster...in addition to being named the Gatorade Player of the Year in California as a high school senior, she was also the state's Miss Basketball...she was named to California's All-State team in each of her four years...a McDonald's All-American, she also received similar awards from EA Sports, Max Preps, Parade, SLAM and the WBCA...she was named a high school All-American as a junior by Scout Magazine...while being named All-CIF DIIA Southern Section Player (or Co-Player), of the Year in 2005 through 2007, she was also named the Orange County Player of the Year each of those seasons...for her efforts in the classroom, she was a four-time Century League Scholar-Athlete...a four-year letterwinner and two-time captain at Brea Olinda High School in Brea, Calif., she holds school records for career points (2,196) and rebounds (1,140)...she also holds five school single-season records as well as a pair of single-game records.

CAREER TRANSACTIONS

(1) Drafted by the Indiana Fever with the ninth overall pick, first round, in the 2011 WNBA Draft, 4/11/11. (2) Waived by Indiana (injured during training camp), 5/5/14. (3) Signed a free agent contract with Indiana, 2/5/15.

JEANETTE POHLEN

POHLEN'S STATISTICS

REGULAR SEASON

YR/TEAM	G-GS	MIN	FGM-A	PCT	3FGM-A	PCT	FTM-A	PCT	OR	DR	TR	AVG	AST	PF-DQ	ST	TO	BKS	PTS	AVG
2011 IND	34-2	539	48-102	.471	29-62	.468	13-15	.867	10	37	47	1.4	33	32-0	13	21	4	138	4.1
2012 IND	34-3	574	55-128	.430	32-76	.421	7-10	.700	13	44	57	1.7	38	39-0	20	31	10	149	4.4
2013 IND	13-0	191	13-38	.342	9-24	.375	6-6	1.000	6	19	25	1.9	4	11-0	6	10	1	41	3.2
3 YEARS	81-5	1304	116-268	.433	70-162	.432	26-31	.839	29	100	129	1.6	75	82-0	39	62	15	328	4.0

PLAYOFF STATISTICS

2011 IND	5-0	35	4-8	.500	2-4	.500	0-0	.000	2	2	4	0.8	3	5-0	1	1	0	10	2.0
2012 IND	6-0	69	7-9	.778	5-5	1.000	0-0	.000	0	4	4	0.7	2	5-0	3	5	0	19	3.2
2013 IND	3-0	33	4-13	.308	1-9	.111	0-0	.000	1	2	3	1.0	1	4-0	0	1	1	9	3.0
3 YEARS	14-0	138	15-30	.500	8-18	.444	0-0	.000	3	8	11	0.8	6	14-0	4	7	1	38	2.7

POHLEN'S CAREER HIGHS

REGULAR SEASON

MIN:	40:00, at WAS, 9/21/12
FGM:	5, at CHI, 6/27/12 5, at PHO, 6/19/11 at NY, 6/11/11
FGA:	11, vs. TUL, 9/23/12
3-pt FGM:	5, at PHO, 6/19/11
3-pt FGA:	8, vs. SEA, 9/12/21
FTM:	4, at TUL, 8/5/11
FTA:	5, at TUL, 8/5/11
OR:	2, five times (most recent: at CON, OT, 9/15/13)
DR:	7, at CON, OT, 9/15/13
TR:	9, at CON, 9/15/13
AST:	4, at CON, 7/17/11
ST:	4, at CON, 9/19/12
BKS:	2, at SEA, 6/17/11
PTS:	17, at NY, 6/3/12 at PHO, 6/19/11

PLAYOFFS

MIN:	18:44, at CON, 10/11/12
FGM:	5, at CON, 10/11/12
FGA:	8, vs. ATL, 9/29/13
3-pt FGM:	4, at CON, 10/11/12
3-pt FGA:	4, vs. CHI, 9/22/13 at CON, 10/11/12
FTM:	0
FTA:	2, vs. ATL, 9/29/13
OR:	1, vs. ATL, 9/27/11 at ATL, 9/25/11
DR:	3, at MIN, 10/14/12
TR:	3, at MIN, 10/14/12 vs. ATL, 9/27/11
AST:	2, at CON, 10/11/12
ST:	1, five times (most recent: vs. ATL, 9/29/13)
BKS:	0
PTS:	14, at CON, 10/11/12

Pohlen starred in Game 3 of the 2012 East Finals, shooting 4-of-4 from 3-point range while replacing an injured Katie Douglas.

SHAVONTE ZELLOUS



POSITION: Guard

WNBA YEARS: 6

HEIGHT: 5-10

WEIGHT: 155

BORN: August 28, 1986 in Orlando, Fla.

HIGH SCHOOL: Jones (Orlando, Fla.)

COLLEGE: Pittsburgh '09

DRAFTED: By Detroit, first round, 2009 WNBA Draft (11th overall)

ACQUIRED: From Tulsa, 5/27/10, in exchange for a 2011 second-round draft pick



1



@SZellous1
TWITTER



@SZellous1
INSTAGRAM

Beginning her sixth year in Indiana, Zellous elevated her game during the 2012 playoffs, and again in 2013 when she was named the WNBA's Most Improved Player...Zellous has reached the WNBA playoffs in each of six seasons as a pro, and has started at least 29 games for Indiana in each of the past three seasons...in 2013, she was the league's most improved scorer, raising her scoring average from 2012 by 7.2 points per game, to 14.7...she posted a then-career scoring high of 29 points against Phoenix, 6/8/13, then bettered that figure with a 33-point game against Tulsa, 6/25/14...en route to the Fever's 2012 WNBA title, Zellous averaged 10.6 points in the playoffs, including a playoff career-high 30 points in Game 3 of the Finals and a last-second, buzzer-beating jumper in Game 2 of the conference semis...she had another game-winning bucket in 2012 with a last-second shot at Seattle...she was acquired in a May 27, 2010 trade with the Tulsa Shock...she is an athletic shooting guard with an uncanny ability to get to the free throw line...in her rookie season with Detroit in 2009, Zellous made 155 free throws, second in the WNBA to the Fever's Tamika Catchings (158)...she eclipsed the 1,000-point barrier for her career (combining Shock & Fever) in the first game of 2013...by the end of 2013, she had become the eighth player to score 1,000 points in a Fever uniform...she enters the 2015 campaign 202 points shy of 2,000 in her WNBA career.

While awaiting to play overseas during a FIBA contract dispute last winter, Zellous played with the Harlem Globetrotters during a tour stop at Bankers Life Fieldhouse.

PRO – WNBA

2014: Zellous appeared in all 34 Fever games, starting 33, and averaged 11.0 points, 2.8 rebounds and 2.1 assists per game...she was the club's second-leading average scorer...she scored in double figures in six straight games from June 20 to July 1, including a career-best 33 points against Tulsa, 6/25...she made a career-high 12 field goals in that game, shooting 12-of-17 overall, 2-of-4 from 3-point range and 7-of-8 at the foul stripe...it was the second-highest scoring figure in Fever history.

2013: Zellous started in 29 games for the Fever, missing four games due to injury and another for family reasons...the recipient of the WNBA's Most Improved Player Award, she finished the season as the league's most improved scorer, jumping 7.2 points from a 7.5 points per game average in 2012...she managed career-high averages in scoring (14.7 per game), FG% (.415), 3FG% (.348), rebounds (3.4), steals (0.98) and blocks (0.72)...Zellous scored in double figures in 23 of 26 games, opening the season with 15 straight double-double games...she missed the final game of the regular season while attending grandfather's funeral in Florida...she returned from a four-game absence to score a game-high 20 points vs. San Antonio, 8/21, despite just 2 points at halftime, finishing 7-of-13 from the floor

and making all five free throw attempts...she was kept out of action against Atlanta, 8/10, and all three West Coast games, 8/14 to 8/17, for precautionary reasons due to plantar fasciitis...Zellous shot 6-of-10 from the floor and was 7-of-7 at the charity stripe to record 19 points at Tulsa, 7/25, matching career highs with seven rebounds and three steals, and fell one shy of her career-best for assists with five..."Z" posted one of the best games of her career against Phoenix, 6/8, amassing a season high with 29 points, making her first five shots from the floor, finishing 10-of-13 overall...she tied Tamika Catchings' mark for most 3-point field goals in a game, finishing 6-of-7 from long range, with her only miss coming in the final seconds against Phoenix, 6/8.

2012: Zellous played in 31 games for the Fever and started in all 31...she missed the last three games of the season due to a concussion suffered at Minnesota, 9/17...she averaged 7.5 points, 2.7 rebounds and 1.7 assists...her 7.5-point average was her highest with Indiana...including a game-winning 3-pointer, she totaled 10 points, three rebounds and a career-high tying three steals at Seattle, 8/23...she posted a season-high 18 points at Chicago, 6/27.

2011: Zellous saw action in 33 games, starting two and averaging 5.5 points and 2.2 rebounds...she scored a season-high 21 points at Washington, 6/21...she had a career-tying high seven rebounds vs. Atlanta, 9/11...she scored 13 points, had five assists, and three rebounds vs. Los Angeles, 7/31.

2010: Zellous played four games with the Tulsa Shock before being traded to Indiana...with the Fever, she appeared in 27 games without a start...she logged 15.5 minutes per game with the Fever, averaging 5.9 points and 2.1 rebounds...her first game with the Fever came against the Shock, ironically, in Tulsa just one day after the trade occurred...in her next three games with the Fever, she netted 10, 23 and 10 points...her season scoring high was 23 against New York, 6/5, in a game that included 10 free throws out of 12 attempts...she scored 16 points against Tulsa, 7/8...she posted season highs of six rebounds and six assists at Connecticut, 8/15.

2009: A member of the WNBA's All-Rookie First Team, she averaged 11.9 points for the Detroit Shock and was second in the league with 155 free throws made, behind Tamika Catchings...she scored in double figures in 23 of the last 30 games...she scored a season-high 25 points vs. Atlanta, 6/26, and in that game set a franchise record with 17 free throws made...her 19 free throw attempts against the Dream tied for second most in a single game in Shock history...she scored 10+ points in 13 straight games from August 9 to September 9...she made at least 10 free throws four times...she had a season-best five assists three times, all of which came in the season's last 10 contests...she was fifth on the team with 27 steals, which was tops among Shock reserves and third-best among all WNBA rookies behind Angel McCoughtry and Briann January.

PLAYOFFS

2014: Zellous tallied 14.4 points per game in five playoff games for Indiana...it was her highest playoff scoring average in five seasons with the Fever...she reached double figure scoring with 18, 20 and 16 points, respectively, in all three games of a conference finals series against Chicago.

2013: Zellous started all four playoff games for the Fever, averaging 12.8 points per game...she scored a team-high 20 points at Chicago, 9/20, finishing 7-of-11 from the floor and was 3-for-3 from beyond the arc...she shot 92 percent (12-of-13) from the free throw line during the playoffs.

2012: One of the heroes of the Fever playoffs, Zellous played in all 10 games and started five...she averaged 10.6 points, 2.9 rebounds and 1.7 assists...in Game 3 of the Finals vs. Minnesota, 10/19, she had a career-high 30 points on 10-of-17 shooting, including 3-of-6 from behind the arc and a perfect 7-of-7 from the free-throw line...she capped a last-second frenzy by hitting a game-winning jumper with 0.5 seconds left against Connecticut, 10/8, to force a final game in the Eastern Conference Finals.

2011: Zellous saw action in 5 of 6 Fever postseason games and started Game 3 of the East Finals...she averaged 8.6 points and 2.6 rebounds per game...she scored 13 points in 17 minutes at New York, 9/17.

2010: Zellous averaged 4.0 points per game during a three-game conference semifinal series against the New York Liberty.

2009: Zellous helped spark Detroit to the Eastern Conference Finals with a playoff average of 15.6 points per game...her playoff high of 23 points came in Game 1 of the East Finals in Detroit where she hit 10-of-11 free throws.

PRO – OVERSEAS

2014-15: Involved in a contract dispute with former team Galatasaray, Zellous did not play overseas until the dispute was resolved by FIBA in February...Zellous eventually played the second half of the Turkish season with crosstown Istanbul rival Fenerbahce.

2013-14: Zellous was the leading scorer for a Galatasaray team that became the first Turkish club ever to win the EuroLeague championship...Gala faced cross-town rival Fenerbahce in the Euro title game and also battled Fener in the Turkish Finals...Zellous averaged 13.5 points, 3.3 rebounds and 2.5 assists in the Turkish League, and 16.3 points, 4.3 rebounds and 2.1 assists in EuroLeague.

2012-13: For the second year, Zellous teamed with Fever mate Erlana Larkins, helping Mersin to a remarkable 18-game win streak and No. 4 seed in the Turkish playoffs...Zellous led the league in scoring and finished the season with averages of 22.4 points and 5.6 rebounds a game.

2011-12: Zellous finished fifth in the Turkish League with 18.7 points per game while playing with Mersin. She averaged

SHAVONTE ZELLOUS

5.4 rebounds and 2.2 assists, and contributed high scoring games of 34 and 31 points.

2010-11: Zellous began the winter playing with TTT-Riga in Latvia, but after 10 games and elimination from EuroLeague competition, she signed with Electra Ramat in Israel...she averaged 15.3 points, 5.8 rebounds and 3.0 assists with TTT-Riga; and 12.3 points, 7.8 rebounds and 4.7 assists with Eletra Ramat.

2009-10: Playing for Besiktas in Istanbul, Turkey, she averaged 15.3 points, 6.0 rebounds, 3.6 assists and 1.2 steals per game in 21 Turkish League games...she tallied 20 or more points four times with a season-best 26 points against Mersin, 4/22...she played in six EuroCup games for Besiktas, averaging 17.0 points, 5.0 points and 4.2 assists per game...she scored 20+ points twice, including 22 points vs. Chevakarta, 12/3, and 21 points in the team's EuroCup opener vs. Chevakarta, 11/12.



COLLEGE

An All-Big East First Team honoree in each of her last three seasons at Pittsburgh, she was named the Big East's Most Improved Player in 2007... she was selected to the NCAA Spokane Region All-Tournament Team in 2008...she averaged 22.6 points, 5.7 rebounds, 2.9 assists and 1.1 steals per game as a senior in 2008-09, ranking first on the team and sixth in the nation in scoring...she scored her 2,000th career point against Notre Dame, 2/3/09, becoming just the third player in Pitt women's history and just the fifth Pitt player ever to reach that milestone...she was also just the 13th player in Big East history to have scored 2,000 points.

PERSONAL

The daughter of Tangela Allen, she has one younger brother...she graduated prior to her senior season at Pittsburgh with a bachelor of science degree in administration of justice and pursued a second degree while completing her eligibility.

CAREER TRANSACTIONS

(1) Drafted by the Detroit Shock with the 11th overall pick, first round, in the 2009 WNBA Draft, 4/9/09. (2) Traded to Indiana in exchange for a 2011 second-round draft pick, 5/27/10. (3) Re-signed by Indiana as a restricted free agent, 2/5/13.

ZELLOUS' STATISTICS

REGULAR SEASON

YR/TEAM	G-GS	MIN	FGM-A	PCT	3FGM-A	PCT	FTM-A	PCT	OR	DR	TR	AVG	AST	PF-DQ	ST	TO	BKS	PTS	AVG
2009 DET	34-4	802	118-297	.397	15-49	.306	155-181	.856	25	81	106	3.1	62	111-3	27	77	17	406	11.9
2010 TUL-IND	31-1	485	52-161	.323	8-35	.229	64-85	.753	15	44	59	1.9	45	62-0	14	35	16	176	5.7
2011 IND	33-2	463	57-130	.438	9-34	.265	58-74	.784	21	59	80	2.4	45	74-1	12	32	15	181	5.5
2012 IND	31-31	692	79-214	.369	19-55	.345	57-74	.770	27	57	84	2.7	54	71-0	23	43	15	234	7.5
2013 IND	29-29	908	146-352	.415	39-112	.348	96-123	.780	27	73	100	3.4	48	93-1	27	54	21	427	14.7
2014 IND	34-33	931	131-319	.411	25-82	.305	87-111	.784	22	72	94	2.8	71	100-1	24	55	16	374	11.0
WNBA (6)	192-100	4281	583-1473	.396	115-367	.313	517-648	.798	137	386	523	2.7	325	511-6	127	296	100	1798	9.4

PLAYOFFS

YR/TEAM	G-GS	MIN	FGM-A	PCT	3FGM-A	PCT	FTM-A	PCT	OR	DR	TR	AVG	AST	PF-DQ	ST	TO	BKS	PTS	AVG
2009 DET	5-0	145	24-68	.353	7-17	.412	23-27	.852	8	17	25	5.0	14	15-0	6	7	3	78	15.6
2010 IND	3-0	31	3-5	.600	0-1	.000	6-7	.857	1	1	2	0.7	2	3-0	0	2	1	12	4.0
2011 IND	5-1	96	15-35	.429	4-10	.400	9-15	.600	3	10	13	2.6	7	14-0	2	6	3	43	8.6
2012 IND	10-5	279	37-93	.398	8-30	.267	24-28	.857	10	19	29	2.9	17	27-0	9	17	8	106	10.6
2013 IND	4-4	107	17-38	.447	5-12	.417	12-13	.923	4	11	15	3.8	8	12-0	1	0	2	51	12.8
2014 IND	5-5	178	28-72	.389	7-24	.292	9-12	.750	5	12	17	3.4	5	17-0	2	3	4	72	14.4
WNBA (6)	32-15	835	124-311	.399	31-94	.330	83-102	.814	31	70	101	3.2	53	88-0	20	35	21	362	11.3

ZELLOUS' CAREER HIGHS

REGULAR SEASON

MIN:	40:20, vs. TUL, OT, 6/25/14	AST:	6, at CON, 8/15/10
FGM:	12, vs. TUL, OT, 6/25/14	ST:	4, at CHI, 8/6/13
FGA:	20, at CHI, 9/12/09	BKS:	3, vs. CHI, 8/6/13
3-pt FGM:	6, vs. PHO, 6/8/13		vs. ATL, 9/11/11
3-pt FGA:	8, vs. ATL, 6/29/14		at WAS, 6/21/11
FTM:	17, at ATL, 6/26/09		vs. TUL, 7/8/10
FTA:	19, at ATL, 6/26/09	PTS:	vs. MIN, OT, 8/22/10
OR:	4, vs. CHI, 7/7/12		33, vs. TUL, OT, 6/25/14
	vs. SAC, 6/28/09		
DR:	7, at TUL, 7/25		
	vs. WAS, 6/10/09		
TR:	7, eight times		
	(most recent vs. ATL, 7/12/14)		

PLAYOFFS

MIN:	45:00, at CHI, 2OT, 9/1/14	AST:	5, vs. IND, 9/23/09
FGM:	10, vs. MIN, 10/19/12	ST:	3, at CON, 10/11/12
FGA:	21, vs. CHI, 2OT, 9/1/14		at ATL, 9/18/09
3-pt FGM:	3, vs. CHI, 8/30/14	BKS:	2, four times
	at CHI, 9/20/13		(most recent vs. CHI, 8/30/14)
	vs. MIN, 10/19/21	PTS:	30, vs. MIN, 10/19/12
3-pt FGA:	8, at CHI, 2OT, 9/1/14		
FTM:	10, vs. IND, 9/23/09		
FTA:	11, vs. IND, 9/23/09		
OR:	5, at IND, 9/25/09		
DR:	5, at ATL, 9/25/11		
	at ATL, 9/18/09		
TR:	9, at IND, 9/25/09		

Zellous was the WNBA's most improved scorer in 2013, and the recipient of the league's Most Improved Player Award.

YEAR IN REVIEW



Head Coach
Stephanie
White



Erlana
Larkins



Shavonte
Zellous



Briann
January



Tamika
Catchings



2014 RECORD BREAKDOWN



2014 Indiana Fever

Seated (l to r): Sydney Carter, Video Coordinator Lindsay Davis, Equipment Manager Drew Stanich, Player Development Coach Carlos Knox, Head Coach Lin Dunn, Associate Head Coach Stephanie White, Assistant Coach Sylvia Crawley, Trainer Todd Champlin, Strength Coach/Performance Specialist Emily Burgess, Layshia Clarendon. **Standing (l to r):** Briann January, Karima Christmas, Tamika Catchings, Erlana Larkins, Lynetta Kizer, Krystal Thomas, Natasha Howard, Marissa Coleman, Maggie Lucas, Shavonte Zellous.

	RECORD	HOME	ROAD	OT
All Games	16-18	7-10	9- 8	1- 2
vs. Eastern	12-10	6- 5	6- 5	1- 1
vs. Western	4- 8	1- 5	3- 3	0- 1

BY MONTH	WON	LOST
May	3	3
June	3	6
July	7	5
August	3	4

	.70+	<.70
Offense	15-10	1-8
Defense	6-16	10-2

	.500+	< .500
vs. Opponent	4-9	12-8

At Start Of	OVERALL	HOME	ROAD
2nd Quarter			
- Ahead	6-10	3-6	3-4
- Behind	7-7	2-3	5-4
- Tied	3-1	2-1	1-0
3rd Quarter			
- Ahead	12-6	5-4	7-2
- Behind	4-12	2-6	2-6
- Tied	0-0	0-0	0-0
4th Quarter			
- Ahead	11-5	5-4	6-1
- Behind	4-12	2-5	2-7
- Tied	1-1	0-1	1-0

	By FG%	OVERALL	HOME	ROAD
< 44%	10-13	4-7	6-6	
45-49%	4-3	3-2	1-1	
50-54%	1-2	0-1	1-1	
55-59%	1-0	0-0	1-0	
> 60%	0-0	0-0	0-0	

OVERALL STREAKS

Longest Win:	4
Longest Loss:	4
Last Win:	8/16 vs. CHI, 71-67
Last Loss:	8/17 at NY, 61-73

HOME STREAKS

Longest Win:	3
Longest Loss:	4
Last Win:	8/16 vs. CHI, 71-67
Last Loss:	8/8 vs. WAS, 61-74

ROAD STREAKS

Longest Win:	3
Longest Loss:	2
Last Win:	8/10 at NY, 90-76
Last Loss:	8/17 at NY, 61-73

HOME ATTENDANCE

17	Games
134,306	Total
7,900	Average
10,625	High

MARGINS	1	2	3	4	5	6	7	8	9	10	11	12	13	14	15	16	17	18	19	20	21	22	23	24	25	26	27	28	29	30	31	32	33	34	35	36
Won By:	1	2	3	1	2	2	1					1	2					1																		
Lost By:	1	2	2	1	2	1	2		1		1	1			1	1			1			1														

Indiana began the 2014 campaign 0-3 and never managed to get above .500, but reached the playoffs a 10th straight season with a trip to the East Finals.

2014 DAY-BY-DAY RESULTS

Date	Opponent	Result	Home	Road	Total	High Scoring	High Rebounds	High Assists	Opponent Scoring	Atten.
MAY										
16	at Chicago	L 71- 74	0-0	0-1	0-1	Howard-16	Howard-10	January-6	Delle Donne-23	6,721
17	ATLANTA	L 88- 90 2OT	0-1	0-1	0-2	Howard-21	Larkins-13	January-5	McCoughtry-27	8,275
23	WASHINGTON	L 63- 79	0-2	0-1	0-3	Lucas-12	Larkins-12	January-4	Hartley-15	5,632
25	at Atlanta	W 82- 77 OT	0-2	1-1	1-3	January-16	Larkins-22	January-7	McCoughtry-19	5,517
29	CONNECTICUT	W 79- 65	1-2	1-1	2-3	January-20	Larkins-10	Coleman-5	Ogwumike-18	6,305
31	NEW YORK	W 70- 66	2-2	1-1	3-3	January-20	Larkins-7 Howard-7	January-7	Charles-22	7,025
JUNE										
6	at Washington	W 64- 61	2-2	2-1	4-3	Coleman-20	Larkins-9	Larkins-5	Hartley-16	7,155
7	at Connecticut	L 71- 88	2-2	2-2	4-4	Howard-14	Larkins-7	Larkins-6	Bentley-21	5,105
11	SEATTLE	W 76- 68	3-2	2-2	5-4	Larkins-17	Larkins-11	January-5	Little-17	7,925
17	at Connecticut	L 67- 89	3-2	2-3	5-5	Kizer-13	Kizer-10	January-3	Ogwumike-18 Douglas-18	4,356
20	at Chicago	W 83- 75	3-2	3-3	6-5	Christmas-14	Larkins-11	January-7	Prince-18	6,488
22	at Minnesota	L 77- 83	3-2	3-4	6-6	Christmas-18	Larkins-10	January-4	M. Moore-25	8,704
25	TULSA	L 102-107 OT	3-3	3-4	6-7	Zellous-33	Larkins-9	January-6	Diggins-32	7,367
27	PHOENIX	L 76- 81	3-4	3-4	6-8	Zellous-18	Larkins-11	January-7	Taurasi-23	7,762
29	ATLANTA	L 68- 76	3-5	3-4	6-9	Zellous-18	Larkins-12	Larkins-4	McCoughtry-20	8,014
JULY										
1	at Atlanta	W 77- 70	3-5	4-4	7-9	Christmas-18	Christmas-9	Larkins-5	de Souza-23	5,037
2	at Washington	W 80- 77	3-5	5-4	8-9	Howard-20	Larkins-7	Carter-3 Larkins-3	Currie-18	7,096
5	SAN ANTONIO	L 70- 71	3-6	5-4	8-10	Zellous-16	Larkins-7 Catchings-7	Larkins-6	McBride-14	8,531
8	at Tulsa	W 78- 76	3-6	6-4	9-10	Catchings-23	Catchings-11	Larkins-5	Diggins-23	4,107
10	CONNECTICUT	W 72- 68	4-6	6-4	10-10	Catchings-21	Catchings-7	January-3 Clarendon-3	Douglas-17	10,440
12	ATLANTA	L 74- 93	4-7	6-4	10-11	Catchings-14	Larkins-11	Catchings-4	Hayes-21	8,562
15	LOS ANGELES	L 78- 86	4-8	6-4	10-12	Catchings-25	Larkins-10	Zellous-5	Parker-34	7,835
17	CHICAGO	W 82- 64	5-8	6-4	11-12	Catchings-25	Catchings-9	Tied with-2	Quigley-17	8,333
22	at Chicago	L 57- 60	5-8	6-5	11-13	Coleman-11 Catchings-11	Catchings-9	Larkins-4	Fowles-21	5,891
26	at San Antonio	W 75- 68	5-8	7-5	12-13	Kizer-16	Larkins-8	Clarendon-5	Hammon-18	7,649
28	at Los Angeles	L 73- 77	5-8	7-6	12-14	Catchings-16	Larkins-10 Coleman-4	January-4	Ogwumike-21	6,413
31	at Seattle	W 76- 67	5-8	8-6	13-14	Coleman-16 Catchings-16	Catchings-6	Catchings-4	Stricklen-20	6,179
AUGUST										
2	at Phoenix	L 69- 79	5-8	8-7	13-15	Zellous-14	Larkins-13	Zellous-4	Griner-17	9,239
5	MINNESOTA	L 64- 66	5-9	8-7	13-16	Christmas-15	Larkins-11	January-5	Augustus-18	6,556
8	WASHINGTON	L 61- 74	5-10	8-7	13-17	Zellous-13	Larkins-8	Tied with-2	Vaughn-22	7,089
10	at New York	W 90- 76	5-10	9-7	14-17	Catchings-29	Larkins-6 Christmas-6	January-5	Pondexter-18	8,482
14	NEW YORK	W 76- 63	6-10	9-7	15-17	January-16	Larkins-9 Catchings-9	Larkins-3	Charles-15	8,030
16	CHICAGO	W 71- 67	7-10	9-7	16-17	Catchings-25	Catchings-9	January-7	Quigley-17	10,625
17	at New York	L 61- 73	7-10	9-8	16-18	Lucas-17	Thomas-8 Kizer-8	Lucas-4	Pierson-15	9,432
Eastern Conference Semifinals										
21	WASHINGTON	W 78- 73	1-0	0-0	1-0	Catchings-22	Larkins-11	Tied with-2	Latta-22	5,576
23	at Washington	W 81- 76 OT	1-0	1-0	2-0	Catchings-26	Larkins-11 Catchings-11	January-7	Lawson-20	6,124
Eastern Conference Finals										
30	CHICAGO	W 77- 70	2-0	1-0	3-0	January-19	Larkins-8	Catchings-4	Fowles-20	7,557
SEPTEMBER										
1	at Chicago	L 84- 86 2OT	2-0	1-1	3-1	Zellous-20	Catchings-14	January-6	Fowles-27	6,019
3	CHICAGO	L 62- 75	2-1	1-1	3-2	Zellous-16	Larkins-11	January-3	Quigley-24	7,705

Indiana' nine wins away from home in 2014 tied the franchise record for road wins in a season.

2014 SEASON HIGHS

SEASON HIGHS (Regular Season)

PLAYER	MINUTES	FIELD GOALS	FREE THROWS	-----REBOUNDS-----			ASSISTS	STEALS	TURNOVERS	BLOCKED SHOTS	POINTS
				OFFENSIVE	DEFENSIVE	TOTAL					
SYDNEY CARTER	35C MAY. 25 at Atl.	4C MAY. 25 at Atl.	5C JUL. 1 at Atl.	2 AUG. 8 vs Wash.	5T JUL. 2 at Wash.	5T JUL. 2 at Wash.	4 (2) MAY. 25 at Atl.	2T JUN. 7 at Conn.	5T JUL. 2 at Wash.	1 (3) JUL. 2 at Wash.	14C MAY. 25 at Atl.
TAMIKA CATCHINGS	34 JUL. 15 vs L.A.	11 AUG. 10 at N.Y.	8 AUG. 2 at Phoe.	4 JUL. 8 at Tulsa	9 AUG. 14 vs N.Y.	11 JUL. 8 at Tulsa	4 (5) AUG. 10 at N.Y.	4 (3) AUG. 14 vs N.Y.	5 JUL. 15 vs L.A.	3 JUL. 5 vs S.A.	29 AUG. 10 at N.Y.
KARIMA CHRISTMAS	35 JUN. 22 at Minn.	5 (3) AUG. 5 vs Minn.	9C JUL. 1 at Atl.	4 AUG. 2 at Phoe.	8C JUL. 1 at Atl.	9 JUL. 1 at Atl.	3T JUN. 22 at Minn.	5C JUN. 22 at Minn.	3 (2) JUL. 10 vs Conn.	2 JUN. 22 at Minn.	18 (2) JUL. 1 at Atl.
LAYSHIA CLARENDON	36 JUL. 15 vs L.A.	5T JUL. 10 vs Conn.	5C JUL. 26 at S.A.	2 (3) JUL. 26 at S.A.	4 JUL. 15 vs L.A.	4 (2) JUL. 15 vs L.A.	5 JUL. 26 at S.A.	3C JUN. 17 at Conn.	3 (2) JUL. 22 at Chi.	0	12C JUL. 10 vs Conn.
MARISSA COLEMAN	37 JUN. 25 vs Tulsa	6 (3) JUL. 31 at Sea.	8C JUN. 6 at Wash.	4 JUN. 27 vs Phoe.	6 (2) JUN. 27 vs Phoe.	10 JUN. 27 vs Phoe.	5T MAY. 29 vs Conn.	5C JUL. 31 at Sea.	4 JUN. 7 at Conn.	2T(2) JUL. 10 vs Conn.	20 JUN. 6 at Wash.
JASMINE HASSELL	14 MAY. 16 at Chi.	2 MAY. 16 at Chi.	0	0	0	0 MAY. 16 at Chi.	1 MAY. 16 at Chi.	2T MAY. 16 at Chi.	2C	0 MAY. 16 at Chi.	4
NATASHA HOWARD	41C MAY. 17 vs Atl.	10C MAY. 17 vs Atl.	7C JUN. 20 at Chi.	5C(2) AUG. 17 at N.Y.	5C MAY. 16 at Chi.	10C MAY. 16 at Chi.	3C MAY. 17 vs Atl.	3C(3) JUL. 2 at Wash.	6C JUN. 17 at Conn.	6C MAY. 16 at Chi.	21C MAY. 17 vs Atl.
BRIANN JANUARY	40 MAY. 25 at Atl.	7 (4) AUG. 14 vs N.Y.	9 MAY. 29 vs Conn.	2 (3) JUL. 26 at S.A.	3 (4) AUG. 16 vs Chi.	4 (3) JUL. 26 at S.A.	7 (5) AUG. 16 vs Chi.	4T MAY. 31 vs N.Y.	8C JUN. 27 vs Phoe.	3C JUN. 25 vs Tulsa	20 (3) MAY. 31 vs N.Y.
LYNETTA KIZER	28T AUG. 17 at N.Y.	7 JUL. 26 at S.A.	2 (4) JUL. 31 at Sea.	4 JUN. 17 at Conn.	7C AUG. 17 at N.Y.	10C JUN. 17 at Conn.	2T JUL. 26 at S.A.	3T AUG. 17 at N.Y.	4T JUN. 22 at Minn.	1T(8) AUG. 16 vs Chi.	16 JUL. 26 at S.A.
ERLANA LARKINS	42C MAY. 25 at Atl.	8C MAY. 17 vs Atl.	8T JUN. 25 vs Tulsa	6 (2) MAY. 29 vs Conn.	16C MAY. 25 at Atl.	22C MAY. 25 at Atl.	6T(2) JUL. 5 vs S.A.	6T MAY. 25 at Atl.	6C JUN. 7 at Conn.	3C AUG. 16 vs Chi.	17C(2) JUN. 11 vs Sea.
MAGGIE LUCAS	30C JUN. 22 at Minn.	5C AUG. 17 at N.Y.	3C(4) AUG. 17 at N.Y.	1C(3) AUG. 17 at N.Y.	3C JUN. 6 at Wash.	3C(2) JUN. 6 at Wash.	4C(2) AUG. 17 at N.Y.	2C(2) JUL. 8 at Tulsa	2C(2) JUN. 20 at Chi.	1C(5) JUL. 22 at Chi.	17C AUG. 17 at N.Y.
KRYSTAL THOMAS	32 JUN. 27 vs Phoe.	5 AUG. 2 at Phoe.	3 MAY. 25 at Atl.	3 (2) AUG. 17 at N.Y.	5 AUG. 17 at N.Y.	8 AUG. 17 at N.Y.	2 (2) AUG. 17 at N.Y.	1 (4) AUG. 8 vs Wash.	3 (2) AUG. 17 at N.Y.	4T AUG. 17 at N.Y.	10 AUG. 2 at Phoe.
SHAVONTE ZELLOUS	40C JUN. 25 vs Tulsa	12C JUN. 25 vs Tulsa	7 (3) JUN. 25 vs Tulsa	2 (4) AUG. 2 at Phoe.	5 (2) JUL. 12 vs Atl.	7T JUL. 12 vs Atl.	5 JUL. 15 vs L.A.	2 (5) AUG. 10 at N.Y.	7T MAY. 17 vs Atl.	2 (4) AUG. 8 vs Wash.	33C JUN. 25 vs Tulsa
FEVER High Games	250 MAY. 17 vs Atl.	37 MAY. 17 vs Atl.	31 MAY. 29 vs Conn.	16 AUG. 16 vs Chi.	30 AUG. 2 at Phoe.	44 AUG. 2 at Phoe.	23 AUG. 10 at N.Y.	15 MAY. 17 vs Atl.	26 JUN. 7 at Conn.	13 MAY. 16 at Chi.	102 JUN. 25 vs Tulsa
FEVER Low Games	200 (31) AUG. 17 at N.Y.	21 (3) JUL. 22 at Chi.	8 AUG. 17 at N.Y.	5 (2) JUL. 31 at Sea.	16 JUN. 22 at Minn.	25 (2) AUG. 10 at N.Y.	10 (3) AUG. 14 vs N.Y.	3 (3) AUG. 8 vs Wash.	9 (4) AUG. 5 vs Minn.	1 (3) JUL. 31 at Sea.	57 JUL. 22 at Chi.
OPPONENTS High Games	250 MAY. 17 vs Atl.	39 JUN. 25 vs Tulsa	30 JUN. 27 vs Phoe.	21 MAY. 29 vs Conn.	32 MAY. 23 vs Wash.	41 (3) AUG. 5 vs Minn.	24 MAY. 25 at Atl.	15 JUN. 7 at Conn.	27 MAY. 17 vs Atl.	12 JUN. 27 vs Phoe.	107 JUN. 25 vs Tulsa
OPPONENTS Low Games	200 (31) AUG. 17 at N.Y.	18 JUN. 6 at Wash.	5 JUL. 31 at Sea.	1 JUN. 22 at Minn.	14 JUN. 7 at Conn.	18 AUG. 10 at N.Y.	8 (3) JUN. 27 vs Phoe.	1 JUL. 26 at S.A.	5 AUG. 2 at Phoe.	1 (4) JUL. 28 at L.A.	60 JUL. 22 at Chi.

"C" indicates a new career-high, "T" a tied career-high.

Numbers in parentheses indicate the number of games in which a player or team has reached a given total (if more than one).

During the 2014 season, Erlana Larkins established career highs for minutes (42), field goals made (8), rebounds (22), blocks (3) and points (17).

2014 TEAM & INDIVIDUAL SUPERLATIVES

TEAM SUPERLATIVES

	INDIANA HIGH	INDIANA LOW	OPPONENT HIGH	OPPONENT LOW
Points, Game	102 vs. Tulsa, OT, 6/25	57 at Chicago, 7/22	107 vs. Tulsa, OT, 6/25	61 at Washington, 6/6
Points, 1st Quarter	32 vs. Chicago, 8/16	7 at Washington, 6/6	26 vs. Washington, 5/23	9 vs. New York, 8/14
Points, 2nd Quarter	31 at Washington, 7/2	6 at Chicago, 7/22	32 vs. Atlanta, 7/12	7 vs. Connecticut, 5/29
Points, 1st Half	51 vs. Tulsa, OT, 6/25	20 at Chicago, 7/22	55 vs. Atlanta, 7/12	21 vs. New York, 8/14
Points, 3rd Quarter	28 vs. Connecticut, 5/29	8 vs. Chicago, 7/17	* 34 at Connecticut, 6/17	9 at Washington, 6/6
Points, 4th Quarter	33 vs. Connecticut, 7/10	* 4 at Atlanta, OT, 5/25	28 vs. Tulsa, OT, 6/25	8 at Atlanta, OT, 5/25
Points, 2nd Half	51 vs. Connecticut, 7/10	25 at Chicago, 5/16	58 vs. Tulsa, OT, 6/25	26 at Washington, 6/6
Scoring Margin	+18 (82-64) vs. Chicago, 7/17	-22 (67-89) at Connecticut, 6/17		18 at Washington, 6/6
Field Goals Made	37 vs. Atlanta, 2OT, 5/17	21 at Chicago, 7/22	39 vs. Tulsa, 6/25	
		21 at Washington, 6/6		
		21 vs. Connecticut, 5/29		
Field Goals Att.	74 vs. Chicago, 7/17	49 at Connecticut, 6/7	78 vs. Tulsa, OT, 6/25	49 vs. Seattle, 6/11
	74 vs. Tulsa, OT, 6/25			
	74 vs. Atlanta, 2OT, 5/17			
Field Goal Pct.	.574 (35-61) at New York, 8/10	.348 (23-66) at Phoenix, 8/2	.574 (31-54) at Minnesota, 6/22	.295 (18-61), at Washington, 6/6
		(24-69) vs. Washington, 5/23		
3-Pt. Field Goals Made	9 vs. San Antonio, 7/5	1 at Chicago, 6/20	10 vs. Atlanta, 7/12	0 vs. New York, 8/14
	9 vs. Atlanta, 6/29			0 at Atlanta, 7/1
	9 at Minnesota, 6/22			
3-Pt. Field Goals Att.	25 vs. Atlanta, 6/29	7 at Chicago, 6/20	21 at Tulsa, 7/8	2 at Los Angeles, 7/28
3-Pt. Field Goal Pct.	.667 (8-12) vs. Phoenix, 6/27	.143 (1-7) at Chicago, 6/20	.600 (6-10) vs. Los Angeles, 7/15	.000 (0-13), at Atlanta, 7/1
				.000 (0-4), vs. New York, 8/14
				.000 (0-4), at New York, 8/17
				5 at Seattle, 7/31
Free Throws Made	31 vs. Connecticut, 5/29	8, at New York, 8/17	30 vs. Phoenix, 6/27	
Free Throws Att.	* 40 vs. Connecticut, 5/29	9, at New York, 8/17	34 vs. Phoenix, 6/27	8 vs. Connecticut, 7/10
			34 at Connecticut, 6/17	
Free Throw Pct.	.941 (16-17) at Seattle, 7/31	.450 (9-20) at Chicago, 7/22	.941 (16-17) at Chicago, 7/22	.438 (7-16) at Chicago, 6/20
Offensive Rebounds	16 vs. Chicago, 8/16	5 at Seattle, 7/31	21 vs. Connecticut, 5/29	1 at Minnesota, 6/22
		5 at Connecticut, 6/7		
Defensive Rebounds	30 at Phoenix, 8/2	16 at Minnesota, 6/22	32 vs. Washington, 5/23	14 at Connecticut, 6/7
Total Rebounds	44 at Phoenix, 8/2	25 at New York, 8/10	41, three times	18 at New York, 8/10
		25 at Connecticut, 6/7	(last time: vs. Minnesota, 8/5)	
Rebound Margin	+12 (37-25) vs. Phoenix, 6/27	-11, three times		
		(last time: (30-41) vs. Minnesota, 8/5)		
Assists	23 at New York, 8/10	10, three times	24 at Atlanta, OT, 5/25	8, three times
		(last time: vs. New York, 8/14)		(last time: vs. Phoenix, 6/27)
Steals	15 vs. Atlanta, 2OT, 5/17	3 vs. Washington, 8/8	15 at Connecticut, 6/7	1 at San Antonio, 7/26
		3 vs. Seattle, 6/11		
		3 at Phoenix, 8/2		
Turnovers	26 at Connecticut, 6/7	9, four times	27 vs. Atlanta, 2OT, 5/17	5 at Phoenix, 8/2
		(last time: vs. Minnesota, 8/5)		
Blocked Shots	13 at Chicago, 5/16	1, three times	12 vs. Phoenix, 6/27	1, four times
		(last time: at Seattle, 7/31)		(last time: at Los Angeles, 7/28)
Personal Fouls	30 at Connecticut, 6/7	12 vs. Connecticut, 7/10	30 vs. Connecticut, 5/29	12 vs. Chicago, 7/17
				12 at New York, 8/17

INDIVIDUAL SUPERLATIVES

	INDIANA HIGH	OPPONENT HIGH
Points, Game	33 Shavonte Zellous vs. Tulsa, OT, 6/25	34 Candace Parker, vs. Los Angeles, 7/15
Points, Half	19 Tamika Catchings (1st) at New York, 8/10	24 Candace Parker, vs. Los Angeles, 7/15
Points, Quarter	14 Tamika Catchings (4th) vs. Chicago, 7/17	17 Candace Parker (3rd), vs. Los Angeles, 7/15
Field Goals Made	12 Shavonte Zellous vs. Tulsa, OT, 6/25	12 Candace Parker, vs. Los Angeles, 7/15
Field Goals Attempted	19 Tamika Catchings vs. Chicago, 8/16	21 Nneka Ogumike, at Los Angeles, 7/28
	19 Tamika Catchings at New York, 8/10	Skylar Diggins, vs. Tulsa, OT, 6/25
Field Goal Pct. (5 att.)	1.000 Shavonte Zellous (5-5) vs. Seattle, 6/11	1.000 Lindsay Whalen (5-5), at Minnesota, 6/22
	.875 Tamika Catchings (7-8) at New York, 8/10	.875 Chiney Ogumike (7-8), at Connecticut, 6/17
	.875 Briann January (7-8) vs. Chicago, 7/17	
Field Goal Pct. (10 att.)	.769 Natasha Howard (10-13) vs. Atlanta, 2OT, 5/17	.833 Sylvia Fowles (10-12), at Chicago, 7/22
3-Pt. Field Goals Made	4 Tamika Catchings at New York, 8/10	+ 6 Shekinna Stricklin, at Seattle, 7/31
	4 Briann January vs. New York, 5/31	
	4 Briann January vs. Atlanta, 2OT, 5/17	
3-Pt. Field Goals Attempted	10 Maggie Lucas at Minnesota, 6/22	9 Shekinna Stricklin, at Seattle, 7/31
3-Pt. Field Goal Pct. (5 att.)	.800 Tamika Catchings (4-5) at New York, 8/10	.667 Shekinna Stricklin (6-9), at Seattle, 7/31
	.800 Briann January (4-5) vs. Atlanta, 2OT, 5/17	
Free Throws Made	9 Karima Christmas at Atlanta, 7/1	12 Skylar Diggins, at Tulsa, 7/8
	9 Briann January vs. Connecticut, 5/29	
Free Throws Attempted	11 Karima Christmas at Atlanta, 7/1	13 Skylar Diggins, vs. Tulsa, OT, 6/25
	11 Karima Christmas at Chicago, 6/20	
Free Throw Pct. (5 att.)	1.000 Marissa Coleman (8-8) at Washington, 6/6	
Free Throw Pct. (10 att.)	.900 Briann January (9-10) vs. Connecticut, 5/29	1.000 Skylar Diggins (12-12), at Tulsa, 7/8
		1.000 Diana Taurasi (11-11), vs. Phoenix, 6/27
Offensive Rebounds	6 Erlana Larkins vs. Connecticut, 5/29	8 Chiney Ogumike, vs. Connecticut, 5/29
	6 Erlana Larkins at Atlanta, OT, 5/25	
Defensive Rebounds	** 16 Erlana Larkins at Atlanta, OT, 5/25	14 Sancho Lyttle, vs. Atlanta, 2OT, 5/17
Rebounds	** 22 Erlana Larkins at Atlanta, OT, 5/25	++ 21 Sancho Lyttle, vs. Atlanta, 2OT, 5/17
Assists	7 five times (last time: Briann January vs. Chicago, 8/16)	10 Shoni Schimmel, vs. Atlanta, 2OT, 5/17
Steals	6 Erlana Larkins at Atlanta, OT, 5/25	6 Kelsey Griffin, at Connecticut, 6/7
		6 Angel McCoughtry, vs. Atlanta, 2OT, 5/17
Blocked Shots	%* 6 Natasha Howard at Chicago, 5/16	6 Brittney Griner, vs. Phoenix, 6/27
		6 Jessica Breland, at Chicago, 5/16
Minutes	42:16 Erlana Larkins at Atlanta, OT, 5/25	45:37 Sancho Lyttle, vs. Atlanta, 2OT, 5/17

* tied Indiana franchise record | ** NEW Indiana franchise record | + tied franchise record by opponent | ++ NEW franchise record by opponent | % tied WNBA record in a rookie debut

Indiana's highest scoring game came as part of a 107-102 overtime loss to Tulsa.

REGULAR SEASON RECORDS



Head Coach
Stephanie
White



Erlana
Larkins



Shavonte
Zellous



Briann
January



Tamika
Catchings



FEVER VS. WNBA – ALL-TIME SERIES AND VENUES

ALL-TIME REGULAR-SEASON SERIES

VS. EASTERN CONFERENCE

TEAM	2014	OVERALL	HOME	ROAD	HIGH MARGIN	LOW MARGIN	IND HIGH PTS	IND LOW PTS	OPP HIGH PTS	OPP LOW PTS
Atlanta	2-3	14-16	9-7	3-11	+19	-19	95	58	93	62
Charlotte	-	12-12	10-2	2-10	+21	-30	92	37	85	46
Chicago	3-2	30-8	17-2	13-6	+29	-19	92	57	88	51
Cleveland	-	5-8	3-4	2-4	+13	-24	87	53	86	46
a-Connecticut	2-2	23-34	15-14	8-20	+34	-28	95	55	95	46
Detroit **	-	18-18	12-5	6-13	+31	-37	85	40	111	54
Miami	-	3-6	2-3	1-3	+21	-6	80	52	72	54
New York	3-1	35-21	20-7	15-14	+33	-21	96	53	102	44
Washington	2-2	37-19	19-9	18-10	+32	-21	92	48	91	42
All-Time vs. East	12-10	177-142	107-53	70-89						

VS. WESTERN CONFERENCE

TEAM	2014	OVERALL	HOME	ROAD	HIGH MARGIN	LOW MARGIN	IND HIGH PTS	IND LOW PTS	OPP HIGH PTS	OPP LOW PTS
Houston	-	5-11	4-4	1-7	+25	-26	84	45	93	56
Los Angeles	0-2	8-19	6-7	2-12	+35	-31	98	51	94	56
Minnesota	0-2	12-16	6-8	6-8	+38	-22	91	45	96	51
Phoenix	0-2	16-11	9-5	7-6	+22	-17	110	56	106	56
Portland	-	2-2	0-2	2-0	+18	-4	81	64	72	58
Sacramento	-	7-10	6-2	1-8	+15	-21	79	50	82	50
b-San Antonio	1-1	15-13	7-7	8-6	+34	-19	82	53	88	47
Seattle	2-0	14-14	11-3	3-11	+28	-27	90	51	89	45
c-Tulsa **	1-1	8-2	4-1	4-1	+33	-5	102	71	107	58
All-Time vs. West	4-8	87-98	53-39	34-59						
All-Time Overall		264-240	160-92	104-148						

a-formerly Orlando Miracle, 1999-02

b-formerly Utah Starzz, 1997-02

c-formerly Detroit Shock, 1997-09

** Detroit/Tulsa franchise records are split between Eastern and Western Conferences

MONTH-BY-MONTH

YEAR	MAY	JUNE	JULY	AUGUST	SEPTEMBER	CONFERENCE		OVERALL
						EASTERN	WESTERN	
2000		3-10	4-9	2-4		7-14	2-9	9-23
2001	0-1	4-8	4-8	2-5		7-14	3-8	10-22
2002		6-8	5-7	5-1		12-9	4-7	16-16
2003	1-1	6-5	6-4	3-8		12-12	4-6	16-18
2004	1-2	7-4	4-9	0-0	3-4	8-12	7-7	15-19
2005	3-1	5-4	6-4	7-4		14-6	7-7	21-13
2006	4-1	8-4	5-5	4-3		12-8	9-5	21-13
2007	3-0	7-4	7-6	4-3		12-8	9-5	21-13
2008	3-2	4-6	5-6	1-1	4-2	12-8	5-9	17-17
2009		6-2	8-2	6-4	2-4	17-5	5-7	22-12
2010	2-3	7-3	7-2	5-5		13-9	8-4	21-13
2011		7-3	7-3	5-4	2-3	13-9	8-4	21-13
2012	3-0	5-5	2-2	6-1	6-4	15-7	7-5	22-12
2013	1-1	2-6	5-2	5-6	3-3	11-11	5-7	16-18
2014	3-3	3-6	7-5	3-4		12-10	4-8	16-18
TOTALS	24-15	80-78	82-74	58-53	20-20	177-142	87-98	264-240
	.615	.506	.526	.523	.500	.555	.470	.524

ARENAS AND CITIES

Since entering the WNBA in 2000, the Indiana Fever have played in 23 different U.S. cities and in 27 different venues. Venues listed in chronological order by date.

ARENA	CITY	HOME TEAM	FIRST GAME	REGULAR SEASON	PLAYOFFS
1. American Airlines Arena	1. Miami, Fla.	Miami Sol	2000	1-3	
2. Bankers Life Fieldhouse (formerly Conesco Fieldhouse)	2. Indianapolis, Ind.	Indiana Fever	2000	160-92	20-8
3. Palace of Auburn Hills	3. Auburn Hills, Mich.	Detroit Shock	2000	6-13	1-5
4. TD Waterhouse Centre	4. Orlando, Fla.	Orlando Miracle	2000	2-3	
5. Toyota Center (formerly Compaq Center)	5. Houston, Texas	Houston Comets	2000	1-6	
6. Madison Square Garden	6. New York, N.Y.	New York Liberty	2000	10-10	1-4
7. Verizon Center (formerly MCI Center)	7. Washington, D.C.	Washington Mystics	2000	18-10	1-0
8. Gund Arena	8. Cleveland, Ohio	Cleveland Rockers	2000	2-4	
9. Charlotte Coliseum	9. Charlotte, N.C.	Charlotte Sting	2000	2-10	
10. US Airways Center (formerly America West Arena)	10. Phoenix, Ariz.	Phoenix Mercury	2000	7-6	1-2
11. The Rose Garden	11. Portland, Ore.	Portland Fire	2000	2-0	
12. Delta Center	12. Salt Lake City, Utah	Utah Starzz	2000	0-3	
13. Key Arena	13. Seattle, Wash.	Seattle Storm	2000	3-11	
14. Target Center	14. Minneapolis, Minn.	Minnesota Lynx	2000	6-8	1-1
15. Arco Arena	15. Sacramento, Calif.	Sacramento Monarchs	2001	1-8	
16. Staples Center	16. Los Angeles, Calif.	Los Angeles Sparks	2001	2-12	
17. Mohegan Sun Arena	17. Uncasville, Conn.	Connecticut Sun	2003	6-17	1-3
18. AT&T Center (formerly SBC Center)	18. San Antonio, Texas	San Antonio Stars	2004	8-3	
19. Radio City Music Hall	New York, N.Y.	New York Liberty	2004	0-1	
20. UIC Pavilion	19. Chicago, Ill.	Chicago Sky	2006	4-3	
21. Reliant Arena	Houston, Texas	Houston Comets	2008	0-1	
22. Arthur Ashe Stadium	New York, N.Y.	New York Liberty	2008	1-0	
23. Philips Arena	20. Atlanta, Ga.	Atlanta Dream	2008	3-11	1-2
24. Comcast Center	21. College Park, Md.	Washington Mystics	2009	0-0	1-0
25. Allstate Arena	Chicago, Ill.	Chicago Sky	2010	9-3	1-1
26. BOK Center	22. Tulsa, Okla.	Tulsa Shock	2010	4-1	
27. Prudential Center	23. Newark, N.J.	New York Liberty	2011	4-3	0-1

When the Fever visits Freeman Coliseum in San Antonio on July 21, it will be the 28th different venue at which the club has played.

FEVER TEAM RECORDS

LARGEST REBOUND MARGIN

GAME
 +22 at Connecticut (43-21), OT, 7/6/04
 +22 vs. Orlando (43-21), 6/3/00
 +19 vs. New York (42-23), 6/10/07
 +19 at San Antonio (36-17), 6/1/04
 +17 at Phoenix (43-26), 8/8/09
 +17 vs. Seattle (41-24), 6/13/07

LARGEST REBOUND DEFICIT

GAME
 -23 vs. Washington (44-21), 7/30/10
 -18 at Atlanta (50-32), 2OT, 6/6/09
 -17 at Detroit (44-27), 6/16/06
 -17 at Detroit (32-15), 8/25/05
 -17 at Los Angeles (41-24), 6/12/03

MOST ASSISTS

SEASON
 567 in 2010
 563 in 2012
 556 in 2011
 555 in 2004
GAME
 27 vs. Detroit, 7/16/04
 26 at Connecticut, 8/15/10
 26 vs. Chicago, 7/15/09
 26 at Chicago, 7/10/09
 26 vs. Washington, 9/4/04
 26 at Washington, OT, 7/29/03
 25 vs. Washington, 8/12/03

FEWEST ASSISTS

SEASON
 447 in 2002
 458 in 2001

GAME

1 at San Antonio, 8/20/10
 5 at Charlotte, 6/26/04
 5 at Detroit, 8/2/03
 5 at Miami, 6/5/01
 6, three times (last at New York, 8/8/06)

MOST STEALS

SEASON
 373 in 2009
 354 in 2006
 336 in 2005
 331 in 2010
GAME
 21 vs. San Antonio, 8/5/06
 20 vs. Detroit, 7/6/03
 19 vs. Connecticut, 7/13/05

FEWEST STEALS

SEASON
 242 in 2001
 261 in 2004
GAME
 0 at New York, 6/2/01
 1 at Connecticut, 8/4/07

MOST BLOCKED SHOTS

SEASON
 171 in 2010
 165 in 2011
 165 in 2008
 146 in 2012
GAME
 15 vs. Los Angeles, 2OT, 5/29/08
 14 at Minnesota, 6/6/10
 13 at Chicago, 5/16/14
 12 at Seattle, 6/17/11
 12 vs. Tulsa, 7/8/10

FEWEST BLOCKED SHOTS

SEASON
 93 in 2006
 97 in 2005

MOST PERSONAL FOULS

SEASON
 727 in 2008
 714 in 2014
 705 in 2010
 692 in 2009
GAME
 39 at Detroit, 6/18/00
 35 at Houston, 2OT, 5/29/05
 33, three times (last at Minnesota, 6/6/10)

FEWEST PERSONAL FOULS

SEASON
 559 in 2002
 570 in 2012
 600 in 2001
GAME
 5 vs. New York, 8/27/05
 8 vs. New York, 6/10/07
 9 vs. Seattle, 7/5/11
 9 vs. Detroit, 6/1/02

MOST DISQUALIFICATIONS

SEASON
 12 in 2004
 9 in 2000
GAME
 3 at New York (Deanna Jackson, Kelly Miller, Natalie Williams), OT, 9/16/04
 2, six times (last at New York (Tamika Catchings, Ebony Hoffman), 3OT, 6/26/08)

FEWEST DISQUALIFICATIONS

SEASON
 1 in 2012
 3 in 2014, 2013, 2006
 4 in 2011, 2010

MOST TURNOVERS

SEASON
 589 in 2007
 585 in 2008
 551 in 2010
GAME
 29 vs. Washington, 6/3/07
 27 at New York, 6/11/11
 27 at Detroit, 5/21/08
 27 at Detroit, 6/18/00
 26, five times (last at Connecticut, 6/7/14)

FEWEST TURNOVERS

SEASON
 438 in 2002
 451 in 2013
 464 in 2012
GAME
 5 vs. Utah, 7/10/02
 7 at New York, 8/30/13
 7 vs. San Antonio, 8/21/13
 7 vs. Washington, 8/12/03
 7 vs. Sacramento, 6/28/02

FEVER INDIVIDUAL RECORDS

SEASONS PLAYED**CAREER**

14 Tamika Catchings, 2001 to present
7 Ebony Hoffman, 2004-10
6 Tully Bevilaqua, 2005-10
6 Katie Douglas, 2008-13
6 Briann January, 2009 to present
6 Tammy Sutton-Brown, 2007-12
5 Jessica Davenport, 2009-13
5 Kelly Schumacher, 2001-05
5 Shavonte Zellous, 2010 to present
4 Niele Ivey, 2001-04
4 Stephanie White, 2000-01, 2003-04
4 Tan White, 2005-08

GAMES PLAYED**CAREER**

393 Tamika Catchings, 2001 to present
232 Ebony Hoffman, 2004-10
197 Tully Bevilaqua, 2005-10
195 Tammy Sutton-Brown, 2007-12
167 Briann January, 2009 to present
166 Katie Douglas, 2008-13
159 Kelly Schumacher, 2001-05
154 Shavonte Zellous, 2010 to present
135 Tan White, 2004-08
127 Jessica Davenport, 2009-13

CONSECUTIVE

138 Tamika Catchings, 6/1/02 to 5/30/06
116 Tully Bevilaqua, 6/15/05 to 7/19/08
114 Tamika Catchings, 7/19/08 to 9/9/11
114 Tan White, 5/22/06 to 6/22/08
102 Natalie Williams, 5/29/03 to 8/27/05
101 Erlana Larkins, 5/19/12 to 8/16/14
98 Ebony Hoffman, 8/25/05 to 8/30/08
97 Jessica Davenport, 6/3/10 to 9/23/12
76 Tully Bevilaqua, 8/28/08 to 8/22/10
73 Ebony Hoffman, 9/5/08 to 8/22/10

GAMES STARTED**CAREER**

384 Tamika Catchings, 2001 to present
188 Tully Bevilaqua, 2005-10
183 Tammy Sutton-Brown, 2007-12
166 Katie Douglas, 2008-13
156 Ebony Hoffman, 2004-10
110 Briann January, 2009 to present
102 Natalie Williams, 2003-05
95 Shavonte Zellous, 2010 to present
71 Niele Ivey, 2001-04
69 Erlana Larkins, 2012 to present

CONSECUTIVE

116 Tully Bevilaqua, 6/15/06 to 7/19/08
114 Tamika Catchings, 7/19/08 to 9/9/11
102 Natalie Williams, 5/29/03 to 8/27/05
96 Tamika Catchings, 6/1/02 to 9/4/04
69 Erlana Larkins, 9/21/12 to present
68 Anna DeForge, 5/20/06 to 8/19/07
68 Kelly Miller, 5/21/04 to 8/27/05
61 Olympia Scott, 6/4/01 to 8/11/02

SEASON

34 Tully Bevilaqua, 2006-07
34 Tamika Catchings, 2003, 2005, 2009-10, 2012
34 Anna DeForge, 2006-07
34 Katie Douglas, 2010
34 Ebony Hoffman, 2009
34 Erlana Larkins, 2013
34 Kelly Miller, 2004-05
34 Tammy Sutton-Brown, 2010
34 Tamika Whitmore, 2006
34 Natalie Williams, 2003-05

MINUTES PLAYED**CAREER**

12729 Tamika Catchings, 2001 to present
5224 Katie Douglas, 2008-13
5177 Tully Bevilaqua, 2005-10
5102 Ebony Hoffman, 2004-10
4553 Tammy Sutton-Brown, 2007-12
4356 Briann January, 2009 to present
3415 Shavonte Zellous, 2010 to present
3170 Tan White, 2005-08
2814 Natalie Williams, 2003-05
2595 Erlana Larkins, 2012 to present
2540 Rita Williams, 2000-02

SEASON

1210 Tamika Catchings, 2003
1174 Tamika Catchings, 2005
1167 Tamika Catchings, 2002
1149 Tamika Catchings, 2004
1134 Katie Douglas, 2008
1096 Kelly Miller, 2004
1084 Tamika Catchings, 2009
1071 Tamika Catchings, 2006
1068 Tamika Catchings, 2010
1058 Nikki McCray, 2002

GAME

50 Tammy Sutton-Brown at New York, 30T, 6/26/08
47 Katie Douglas at Atlanta, 20T, 6/6/09
46 Tully Bevilaqua at New York, 30T, 6/26/08
46 Katie Douglas at New York, 30T, 6/26/08
46 Katie Douglas vs. Los Angeles, 20T, 5/29/08
46 Tan White vs. Los Angeles, 20T, 5/29/08
45 Tamika Catchings at Washington, 20T, 6/18/05
45 Tamika Catchings at Washington, OT, 7/29/03
45 Tamika Catchings at Connecticut, 20T, 6/26/03
45 Rita Williams vs. Phoenix, OT, 7/1/01

POINTS**CAREER**

6554 Tamika Catchings, 2001 to present
2564 Katie Douglas, 2008-13
1658 Tammy Sutton-Brown, 2007-12
1494 Ebony Hoffman, 2004-10
1490 Briann January, 2009 to present
1376 Shavonte Zellous, 2010 to present
1240 Tan White, 2005-08
1113 Tully Bevilaqua, 2005-10
1057 Natalie Williams, 2003-05
907 Jessica Davenport, 2009-13

SEASON

671 Tamika Catchings, 2003
618 Tamika Catchings, 2010
594 Tamika Catchings, 2002
590 Tamika Catchings, 2012
568 Tamika Catchings, 2004
547 Tamika Catchings, 2009
530 Tamika Catchings, 2013
529 Katie Douglas, 2012
528 Tamika Whitmore, 2006
521 Tamika Catchings, 2006

GAME

34 Katie Douglas vs. Washington, 7/28/09
33 Shavonte Zellous vs. Tulsa, OT, 6/25/14
32 Tamika Catchings vs. New York, 8/13/11
32 Katie Douglas vs. Connecticut, 7/30/09
32 Tamika Catchings at New York, 8/22/03
32 Tamika Catchings vs. Orlando, 8/7/02
32 Tamika Catchings vs. New York, 6/8/02
31 Tamika Catchings vs. Connecticut, 6/8/12
31 Tamika Catchings vs. New York, 7/10/03
31 Olympia Scott vs. Utah, 7/10/02
30 seven times (last: Katie Douglas vs. Phoenix, 9/9/12)

HALF

26 Katie Douglas at New York (2nd), OT, 6/26/09
24 Katie Douglas vs. Washington (2nd), 7/28/09
23 Katie Douglas vs. Atlanta (1st), 9/11/11
22 Tamika Catchings vs. Phoenix (2nd), 5/24/05
22 Tamika Catchings vs. Orlando (1st), 8/7/02
21 Tamika Catchings at Connecticut (2nd), 9/19/04
20 Anna DeForge vs. Connecticut (1st), 8/15/07
20 Alicia Thompson vs. Orlando (1st), 6/3/00
20 Nikki McCray at Portland (2nd), 6/20/02

QUARTER

16 Katie Douglas vs. Atlanta (2nd), 9/11/11
16 Tan White vs. Washington (2nd), 6/3/07
15 Tamika Catchings vs. Tulsa (2nd), 7/8/10
15 Katie Douglas vs. Washington (3rd), 7/28/09
14 Tamika Catchings vs. Chicago (4th), 7/17/14
14 Tamika Catchings vs. Connecticut (4th), 6/8/12

14 Tamika Catchings at Atlanta (2nd), 5/27/12
14 Katie Douglas vs. Phoenix (3rd), 6/28/11
14 Anna DeForge vs. Connecticut (1st), 8/15/07

OVERTIME

11 Tan White vs. Los Angeles (2nd), 20T, 5/29/08
9 Tamika Catchings at New York, OT, 7/18/10
8 Tamika Catchings at Chicago, OT, 5/22/10
8 Tamika Catchings at New York, OT, 6/13/06

HIGHEST SCORING AVERAGE**CAREER****MINIMUM 2 SEASONS**

16.7 Tamika Catchings, 2001 to present
15.4 Katie Douglas, 2008-13
13.2 Tamika Whitmore, 2006-07
10.4 Natalie Williams, 2003-05
10.2 Kelly Miller, 2004-05
10.1 Rita Williams, 2000-02

SEASON

19.7 Tamika Catchings, 2003
18.6 Tamika Catchings, 2002
18.2 Tamika Catchings, 2010
17.7 Tamika Catchings, 2013
17.6 Katie Douglas, 2009
17.4 Tamika Catchings, 2012
16.7 Tamika Catchings, 2004
16.6 Tamika Catchings, 2007
16.5 Katie Douglas, 2012
16.3 Tamika Catchings, 2006

MOST FG MADE**CAREER**

2114 Tamika Catchings, 2001 to present
899 Katie Douglas, 2008-13
607 Tammy Sutton-Brown, 2007-12
581 Ebony Hoffman, 2004-10
472 Briann January, 2009 to present
460 Shavonte Zellous, 2010 to present
453 Tan White, 2005-08
412 Natalie Williams, 2003-05
383 Tully Bevilaqua, 2005-10
354 Jessica Davenport, 2009-13

SEASON

221 Tamika Catchings, 2003
207 Tamika Catchings, 2010
200 Tamika Catchings, 2012
199 Tamika Whitmore, 2006
188 Katie Douglas, 2009
184 Katie Douglas, 2012
184 Tamika Catchings, 2002
180 Tamika Catchings, 2004
179 Tamika Catchings, 2013
176 Natalie Williams, 2003

GAME

13 Tamika Catchings vs. Orlando, 8/7/02
12 Shavonte Zellous vs. Tulsa, OT, 6/25/14
12 Katie Douglas vs. Phoenix, 9/9/12
12 Tamika Catchings vs. Los Angeles, 7/22/06

MOST FG ATTEMPTED**CAREER**

5080 Tamika Catchings, 2001 to present
2152 Katie Douglas, 2008-13
1418 Ebony Hoffman, 2004-10
1284 Tammy Sutton-Brown, 2007-12
1280 Briann January, 2009 to present
1235 Tan White, 2005-08
1145 Shavonte Zellous, 2010 to present
956 Tully Bevilaqua, 2005-10
904 Natalie Williams, 2003-05
770 Tamika Whitmore, 2006-07

SEASON

512 Tamika Catchings, 2003
468 Tamika Catchings, 2004
463 Tamika Catchings, 2012
459 Katie Douglas, 2009
458 Katie Douglas, 2008
452 Tamika Catchings, 2013
445 Katie Douglas, 2012
439 Tamika Catchings, 2002
435 Tamika Whitmore, 2006
428 Tamika Catchings, 2010

GAME

27 Katie Douglas at Phoenix, 8/8/09
27 Katie Douglas at New York, OT, 6/26/09

27 Katie Douglas vs. Los Angeles, 20T, 5/29/08
24 Tamika Catchings at Houston, 7/31/04
23 Tamika Whitmore vs. San Antonio, 8/5/06
22 Tamika Catchings at Detroit, 8/9/02

FG PERCENTAGE**CAREER****MINIMUM 2 YEARS AND 90 FGA**

.560 Erlana Larkins (282-504), 2012 to present
.524 Jessica Davenport (354-676), 2009-13
.473 Tammy Sutton-Brown (607-1284), 2007-12
.470 Kelly Schumacher (322-685), 2001-05
.468 Olympia Scott (235-502), 2001-02, 2006
.457 Alicia Thompson (246-538), 2000-02
.456 Natalie Williams (412-904), 2003-05
.452 Jessica Moore (95-210), 2009-10
.452 Jurgita Streimikyte (227-502), 2000-01, 2005
.448 Kristen Rasmussen (150-335), 2003-04

SEASON**MINIMUM 45 FGA**

.599 Erlana Larkins (124-207), 2014
.571 Jessica Davenport (96-168), 2010
.561 Kara Wolters (148-264), 2000
.545 Erlana Larkins (103-189), 2013
.529 Jessica Davenport (145-274), 2011
.527 Jessica Davenport (29-55), 2009
.514 Alicia Thompson (131-255), 2000
.509 Erlana Larkins (55-108), 2012
.506 Kelly Schumacher (45-89), 2002
.495 Tammy Sutton-Brown (143-289), 2008

GAME**MINIMUM 6 FGA**

1.000 Jessica Davenport (9-9) vs. Chicago, 6/16/12
1.000 Jessica Davenport (8-8) at Connecticut, 6/11/10
1.000 Natalie Williams (7-7) at Washington, 9/1/04
1.000 Kara Wolters (7-7) at Portland, 7/28/00
.909 Jessica Davenport (10-11) vs. Phoenix, 6/28/11
.909 Tammy Sutton-Brown (10-11) vs. Chicago, 7/15/09
.875 Tamika Catchings (7-8) at New York, 8/10/14
.875 Briann January (7-8) vs. Chicago, 7/17/14
.875 Shavonte Zellous (7-8) at Chicago, 6/27/12
.875 Natalie Williams (7-8) at New York, OT, 9/16/04

3-POINT FG MADE**CAREER**

553 Tamika Catchings, 2001 to present
344 Katie Douglas, 2008-13
203 Tully Bevilaqua, 2005-10
170 Briann January, 2009 to present
126 Tan White, 2005-08
107 Rita Williams, 2000-02
99 Shavonte Zellous, 2010 to present
92 Stephanie White, 2000-04
91 Anna DeForge, 2006-07
85 Ebony Hoffman, 2004-10
85 Niele Ivey, 2001-04

SEASON

80 Katie Douglas, 2012
76 Tamika Catchings, 2002
74 Tamika Catchings, 2003
68 Katie Douglas, 2010
66 Katie Douglas, 2011
66 Katie Douglas, 2009
62 Monica Maxwell, 2000
57 Katie Douglas, 2008
56 Tamika Catchings, 2004
50 Tamika Catchings, 2012

GAME

7 Katie Douglas vs. Atlanta, 8/18/12
6 Shavonte Zellous vs. Phoenix, 6/8/13
6 Tamika Catchings vs. Connecticut, 6/8/12
6 Katie Douglas vs. Phoenix, 6/28/11
6 Katie Douglas vs. Tulsa, 6/14/11
6 Katie Douglas vs. New York, 6/10/11
6 Tamika Catchings at New York, 8/17/10
6 Katie Douglas at Phoenix, 8/8/09
6 Tamika Catchings at Orlando, OT, 7/3/02

Within a span of three days (July 28 and 30, 2009), Katie Douglas broke and tied the Fever's previous single-game scoring mark.

FEVER INDIVIDUAL RECORDS

CONSECUTIVE

7 Briann January, 5/29/14 to 5/31/14 (3-3 vs. Connecticut, 5/29; 4-4 vs. New York, 5/31)

3-POINT FG ATTEMPTED**CAREER**

1544 Tamika Catchings 2001 to present
905 Katie Douglas, 2008-13
584 Tully Bevilacqua, 2005-10
467 Briann January, 2009 to present
416 Tan White, 2005-08
308 Shavonte Zellous, 2010 to present
307 Rita Williams, 2000-02
250 Stephanie White, 2000-04
243 Ebony Hoffman, 2004-10
232 Anna DeForge, 2006-07

SEASON

193 Tamika Catchings, 2002
191 Tamika Catchings, 2003
189 Katie Douglas, 2012
189 Katie Douglas, 2009
176 Katie Douglas, 2008
174 Katie Douglas, 2010
167 Tamika Catchings, 2004
156 Monica Maxwell, 2000
150 Katie Douglas, 2011
132 Tamika Catchings, 2012

GAME

13 Katie Douglas at New York, OT, 6/26/09
12 Tamika Catchings at Washington, 8/6/02

3-POINT FG PERCENTAGE**CAREER****MINIMUM 2 YEARS AND 70 FGA**

.445 Erin Phillips (77-173), 2011-13
.432 Jeanette Pohlen (70-132), 2011-13
.392 Anna DeForge (91-232), 2006-07
.380 Katie Douglas (344-905), 2008-13
.375 Alicia Thompson (42-112), 2000-02
.373 Niele Ivey (85-228), 2001-04
.368 Stephanie White (92-250), 2000-04
.367 Kelly Miller (83-226), 2004-05
.364 Briann January (170-467), 2009 to present
.363 Monica Maxwell (74-204), 2000-02
.3608 Nadine Malcolm (35-97), 2001-02
.3602 Coretta Brown (58-161), 2003-05

SEASON**MINIMUM 35 FGA**

.479 Erin Phillips (23-48), 2013
.468 Jeanette Pohlen (29-62), 2011
.456 Ebony Hoffman (26-57), 2008
.450 Alicia Thompson (18-40), 2000
.448 Tamika Catchings (47-105), 2010
.440 Katie Douglas (66-150), 2011
.438 Erin Phillips (28-64), 2012
.432 Tamika Catchings (38-88), 2008
.430 Briann January (46-107), 2012
.426 Erin Phillips (26-61), 2011

GAME**MINIMUM 6 FGA**

1.000 Tamika Catchings (6-6) at Orlando, OT, 7/3/02
.857 Shavonte Zellous (6-7) vs. Phoenix, 6/8/13
.857 Tamika Catchings (6-7) at New York, 8/17/10
.833 Coretta Brown (5-6) at Connecticut, 2OT, 6/26/03
.778 Katie Douglas (7-9) vs. Atlanta, 8/18/12

MOST FT MADE**CAREER**

1773 Tamika Catchings, 2001 to present
444 Tammy Sutton-Brown, 2007-12
422 Katie Douglas, 2008-13
374 Briann January, 2009 to present
354 Shavonte Zellous, 2010 to present
247 Ebony Hoffman, 2004-10
233 Natalie Williams, 2003-05
213 Rita Williams, 2000-02
208 Tan White, 2005-08
197 Jessica Davenport, 2009-13

SEASON

165 Tamika Catchings, 2006
158 Tamika Catchings, 2009
157 Tamika Catchings, 2010
155 Tamika Catchings, 2003
152 Tamika Catchings, 2005

152 Tamika Catchings, 2004

150 Tamika Catchings, 2002
143 Tamika Catchings, 2011
140 Tamika Catchings, 2012
136 Tamika Catchings, 2013

GAME

17 Tamika Catchings vs. New York, 8/13/11
15 Katie Douglas vs. Washington, 7/28/09
15 Tamika Catchings vs. Phoenix, 5/24/05
14 Briann January at Washington, 7/24/10
14 Tamika Catchings at Washington, 7/21/09
14 Tamika Catchings at Detroit, 6/16/07
14 Tamika Catchings vs. New York, 6/8/02
13 Tamika Catchings vs. Connecticut, OT, 7/30/09

13 Rita Williams vs. Phoenix, OT, 7/1/01

CONSECUTIVE

33 Tamika Catchings, 6/5/10 to 6/17/10 (8-8 vs. New York, 6/5/10; 10-10 at Minnesota, 6/6/10; 4-4 at Connecticut, 6/11/10; 8-8 vs. Connecticut, 6/13/10; 3-3 vs. Seattle, 6/17/10)

31 Tamika Catchings, 6/12/09 to 6/27/09 (9-9 vs. Los Angeles, 6/12; 6-6 at Detroit, 6/19; 6-6 vs. Detroit, 6/21; 7-7 at New York, OT, 6/26; first 3 vs. New York, 6/27)

29 Nikki McCray, 7/6/02 to 8/3/02 (last 2 vs. Washington, 7/6; 0-0 vs. Cleveland, 7/8; 2-2 vs. Utah, 7/10; 3-3 vs. Miami, 7/12; 0-0 vs. Los Angeles, 7/17; 4-4 vs. New York, 7/19; 6-6 vs. Charlotte, 7/22; 2-2 vs. Minnesota, 7/26; 0-0 at Los Angeles, 7/28; 2-2 at Sacramento, 7/30; 2-2 at Phoenix, 7/31; 6-6 vs. Charlotte, 8/3)

27 Briann January, 5/31/14 to 7/8/14 (2-2 vs. New York, 5/31; 2-2 at Connecticut, 6/7; 4-4 vs. Seattle, 6/11; 1-1 at Connecticut, 6/17; 3-3 at Minnesota, 6/22; 4-4 vs. Tulsa, 6/25; 4-4 vs. Phoenix, 6/27; 2-2 at Atlanta, 7/1; 2-2 at Washington, 7/2; 2-2 vs. San Antonio, 7/5; first 1 at Tulsa, 7/8)

27 Rita Williams, 6/23/01 to 7/1/01 (last 5 at Detroit, 6/23; 8-8 vs. Portland, 6/27; 6-6 vs. Charlotte, 6/29; first 8 vs. Phoenix, 7/1)

MOST FT ATTEMPTED**CAREER**

2119 Tamika Catchings, 2001 to present
619 Tammy Sutton-Brown, 2007-12
519 Katie Douglas, 2008-13
457 Shavonte Zellous, 2010 to present
442 Briann January, 2009 to present
334 Natalie Williams, 2003-05
296 Ebony Hoffman, 2004-10
274 Jessica Davenport, 2009-13
272 Rita Williams, 2000-02
257 Tan White, 2005-08

SEASON

204 Tamika Catchings, 2006
193 Tamika Catchings, 2005
185 Tamika Catchings, 2010
184 Tamika Catchings, 2002
183 Tamika Catchings, 2003
181 Tamika Catchings, 2009
178 Tamika Catchings, 2004
162 Tamika Catchings, 2012
162 Tamika Catchings, 2011
158 Tamika Catchings, 2013

GAME

19 Tamika Catchings vs. New York, 8/13/11
17 Tamika Catchings vs. Phoenix, 5/24/05
16 Katie Douglas vs. Washington, 7/28/09
16 Tamika Catchings at Detroit, 6/16/07
16 Tamika Catchings vs. New York, 6/8/02
15 Tamika Catchings at Seattle, 8/17/13
15 Briann January at Washington, 7/24/10
14 eight times (last: Tamika Catchings vs. Connecticut, OT, 7/30/09)

FT PERCENTAGE**CAREER****MINIMUM 2 SEASONS AND 90 FTA**

.860 Kelly Miller (117-136), 2004-05
.847 Anna DeForge (83-98), 2006-07
.846 Briann January (374-442), 2009 to present

.837 Tamika Catchings (1773-2119), 2001 to present

.834 Ebony Hoffman (247-296), 2004-10
.829 Erin Phillips (97-117), 2011-13
.828 Nadine Malcolm (82-99), 2001-02
.819 Nikki McCray (104-127), 2002-03
.816 Stephanie White (182-223), 2000-04
.813 Katie Douglas (422-519), 2008-13

SEASON**MINIMUM 45 FTA**

.938 Stephanie White (45-48), 2003
.896 Ebony Hoffman (69-77), 2009
.883 Tamika Catchings (143-162), 2011
.880 Briann January (66-75), 2014
.877 Kelly Miller (50-57), 2004
.874 Briann January (76-87), 2012
.873 Tamika Catchings (158-181), 2009
.871 Nadine Malcolm (56-62), 2001
.864 Tamika Catchings (140-162), 2012
.862 Monica Maxwell (50-58), 2000

GAME**MINIMUM 10 FTA**

1.000 Tamika Catchings (14-14) at Washington, 7/21/09
1.000 Tamika Catchings (12-12) at Detroit, 6/2/02
1.000 Tamika Catchings (11-11) vs. Minnesota, 7/8/04
1.000 Tamika Catchings (10-10) at Connecticut, 8/15/10
1.000 Tamika Catchings (10-10) at Minnesota, 6/6/10
1.000 Tamika Catchings (10-10) vs. Phoenix, 9/14/08
1.000 Tamika Catchings (10-10) vs. Los Angeles, 7/12/12
1.000 Katie Douglas (10-10) vs. Chicago, 7/12/08
1.000 Tamika Catchings (10-10) at Washington, 7/1/04
.938 Katie Douglas (15-16) vs. Washington, 7/28/09
.933 Briann January (14-15) at Washington, 7/24/10
.929 Tamika Catchings (13-14) vs. Connecticut, OT, 7/30/09
.929 Rita Williams (13-14) vs. Phoenix, OT, 7/1/01

MOST FT ATTEMPTS, NONE MADE**GAME**

5 La'Tangela Atkinson at Houston, 5/31/06
4 Jasmine Hassell at Connecticut, 8/1/13
4 Tully Bevilacqua vs. Washington, 7/28/09
4 Ales Santos de Oliveira at Detroit, 6/18/00

REBOUNDS**CAREER**

2940 Tamika Catchings, 2001 to present
1115 Ebony Hoffman, 2004-10
923 Tammy Sutton-Brown, 2007-12
716 Erlana Larkins, 2012 to present
676 Natalie Williams, 2003-05
630 Katie Douglas, 2008-13
435 Tully Bevilacqua, 2005-10
414 Shavonte Zellous, 2010 to present
411 Jessica Davenport, 2009-13
405 Olympia Scott, 2001-02, 2006

SEASON

303 Erlana Larkins, 2014
276 Tamika Catchings, 2002
272 Tamika Catchings, 2003
265 Erlana Larkins, 2013
264 Tamika Catchings, 2005
258 Tamika Catchings, 2012
258 Ebony Hoffman, 2008
255 Natalie Williams, 2003
249 Tamika Catchings, 2004
245 Tamika Catchings, 2009

GAME

22 Erlana Larkins at Atlanta, OT, 5/25/14
17 Erlana Larkins at Atlanta, OT, 9/4/13
17 Natalie Williams vs. Charlotte, 8/16/03
17 Olympia Scott vs. Houston, 6/5/02
16 Erlana Larkins vs. New York, 7/23/13
16 Tamika Catchings vs. Charlotte, 8/20/05
16 Tamika Catchings vs. Detroit, OT, 6/15/05
16 Tamika Catchings at Connecticut, 2OT, 6/26/03

HIGHEST REBOUNDING AVERAGE**CAREER****MINIMUM 2 YEARS**

7.5 Tamika Catchings, 2001 to present
7.1 Erlana Larkins, 2012 to present
6.6 Natalie Williams, 2003-05
4.9 Tamika Whitmore, 2006-07
4.8 Ebony Hoffman, 2004-10
4.8 Olympia Scott, 2001-02, 2006
4.7 Tammy Sutton-Brown, 2007-12

SEASON

9.2 Erlana Larkins, 2014
9.0 Tamika Catchings, 2007
8.6 Tamika Catchings, 2002
8.0 Tamika Catchings, 2003
7.82 Ebony Hoffman, 2008
7.79 Erlana Larkins, 2013
7.77 Tamika Catchings, 2005
7.6 Tamika Catchings, 2012
7.5 Tamika Catchings, 2006
7.5 Natalie Williams, 2003

OFFENSIVE REBOUNDS**CAREER**

826 Tamika Catchings, 2001 to present
375 Ebony Hoffman, 2004-10
311 Tammy Sutton-Brown, 2007-12
276 Natalie Williams, 2003-05
273 Erlana Larkins, 2012 to present
160 Katie Douglas, 2008-13
143 Kelly Schumacher, 2001-05
140 Olympia Scott, 2001-02, 2006
127 Jessica Davenport, 2009-13
124 Karima Christmas, 2012-14

SEASON

109 Natalie Williams, 2003
104 Erlana Larkins, 2013
99 Erlana Larkins, 2014
94 Ebony Hoffman, 2008
93 Natalie Williams, 2004
92 Tamika Catchings, 2002
86 Tamika Catchings, 2009
82 Tamika Catchings, 2003
80 Olympia Scott, 2002
79 Tamika Catchings, 2004

GAME

10 Erlana Larkins at Atlanta, OT, 9/4/13
10 Tamika Catchings vs. Charlotte, 8/20/05
9 Tamika Catchings vs. Phoenix, 7/3/04
9 Tamika Catchings vs. Washington, 8/12/03
9 Olympia Scott vs. Houston, 6/5/02

DEFENSIVE REBOUNDS**CAREER**

2114 Tamika Catchings, 2001 to present
740 Ebony Hoffman, 2004-10
612 Tammy Sutton-Brown, 2007-12
470 Katie Douglas, 2008-13
443 Erlana Larkins, 2012 to present
400 Natalie Williams, 2003-05
356 Tully Bevilacqua, 2005-10
303 Shavonte Zellous, 2010 to present
284 Jessica Davenport, 2009-13
265 Olympia Scott, 2001-02, 2006

SEASON

204 Erlana Larkins, 2014
196 Tamika Catchings, 2012
195 Tamika Catchings, 2005
190 Tamika Catchings, 2003
185 Tamika Catchings, 2010
184 Tamika Catchings, 2002
172 Tamika Catchings, 2006
170 Tamika Catchings, 2011
170 Tamika Catchings, 2004
168 Tamika Catchings, 2013

GAME

16 Erlana Larkins at Atlanta, OT, 5/25/14
13 Erlana Larkins vs. New York, 7/23/13
13 Tamika Catchings vs. Detroit, 6/29/06
13 Tamika Catchings at Washington, 2OT, 6/18/05
12 Erlana Larkins at Phoenix, 8/2/14
12 Tamika Catchings vs. San Antonio, 7/5/12
12 Tamika Catchings at Connecticut, 7/17/11
12 Tammy Sutton-Brown vs. Connecticut, 7/2/09
12 Tamika Whitmore vs. Washington, 7/31/07
12 Tamika Catchings vs. Detroit, 5/20/06

A record that has stood since 2003 is Stephanie White's single-season mark for free throw percentage: .938 (45-of-48).

FEVER INDIVIDUAL RECORDS

ASSISTS**CAREER**

1355 Tamika Catchings, 2001 to present
577 Briann January, 2009 to present
470 Katie Douglas, 2008-13
467 Tully Bevilaqua, 2005-10
265 Ebony Hoffman, 2004-10
258 Rita Williams, 2000-02
253 Shavonte Zellous, 2010 to present
251 Tan White, 2005-08
225 Stephanie White, 2000-04
198 Niele Ivey, 2001-04

SEASON

143 Tamika Catchings, 2005
135 Tamika Catchings, 2010
122 Briann January, 2012
119 Tamika Catchings, 2006
118 Briann January, 2013
118 Tamika Catchings, 2002
116 Briann January, 2014
115 Tamika Catchings, 2011
115 Tamika Catchings, 2004
114 Tamika Catchings, 2003
114 Rita Williams, 2001

GAME

11 Tamika Catchings vs. Chicago, 7/8/07
11 Coquese Washington vs. Orlando, 8/7/02
10 Briann January vs. Tulsa, 6/14/11
10 Stephanie White vs. Houston, 7/14/04
10 Tamika Catchings at Cleveland, 8/10/03
10 Coquese Washington at Washington, 7/24/03
10 Rita Williams vs. Detroit, 8/12/01

HIGHEST ASSISTS PER GAME AVERAGE**CAREER****MINIMUM 2 YEARS**

3.46 Briann January, 2009 to present
3.45 Tamika Catchings, 2001 to present
3.10 Coquese Washington, 2002-03
3.07 Rita Williams, 2000-02
2.83 Katie Douglas, 2008-13
2.75 Kelly Miller, 2004-05
2.37 Tully Bevilaqua, 2005-10
2.13 Erin Phillips, 2011-13
2.00 Stephanie White, 2000-04

SEASON

4.67 Tamika Catchings, 2007
4.21 Tamika Catchings, 2005
3.97 Tamika Catchings, 2010
3.94 Briann January, 2012
3.74 Briann January, 2014
3.72 Tamika Catchings, 2006

3.69 Briann January, 2013
3.68 Tamika Catchings, 2002
3.56 Rita Williams, 2001

STEALS**CAREER**

957 Tamika Catchings, 2001 to present
356 Tully Bevilaqua, 2005-10
251 Katie Douglas, 2008-13
238 Ebony Hoffman, 2004-10
196 Briann January, 2009 to present
169 Rita Williams, 2000-02
163 Tammy Sutton-Brown, 2007-12
146 Erlana Larkins, 2012 to present
134 Tan White, 2005-08
118 Natalie Williams, 2003-05

SEASON

99 Tamika Catchings, 2009
94 Tamika Catchings, 2006
94 Tamika Catchings, 2002
90 Tamika Catchings, 2005
85 Tamika Catchings, 2013
77 Tamika Catchings, 2010
76 Rita Williams, 2000
72 Tamika Catchings, 2003
72 Rita Williams, 2001
71 Tully Bevilaqua, 2006

GAME

9 Tamika Catchings vs. Minnesota, 7/26/02
8 Tamika Catchings vs. Connecticut, 7/13/05
8 Rita Williams at Miami, OT, 8/10/01

HIGHEST STEALS PER GAME AVERAGE**CAREER****MINIMUM 2 YEARS**

2.44 Tamika Catchings, 2001 to present
2.01 Rita Williams, 2000-02
1.81 Tully Bevilaqua, 2005-10
1.51 Katie Douglas, 2008-13
1.45 Erlana Larkins, 2012 to present
1.26 Karima Christmas, 2012-14
1.19 Coquese Washington, 2002-03
1.17 Briann January, 2009 to present
1.16 Natalie Williams, 2003-05

SEASON

3.14 Tamika Catchings, 2007
2.94 Tamika Catchings, 2006
2.94 Tamika Catchings, 2002
2.91 Tamika Catchings, 2009
2.83 Tamika Catchings, 2013
2.65 Tamika Catchings, 2005
2.38 Rita Williams, 2000

BLOCKED SHOTS**CAREER**

351 Tamika Catchings, 2001 to present
267 Tammy Sutton-Brown, 2007-12
131 Kelly Schumacher, 2001-05
112 Jessica Davenport, 2009-13
100 Ebony Hoffman, 2004-10
83 Shavonte Zellous, 2010 to present
56 Natalie Williams, 2003-05
53 Jurgita Streimikyte, 2000-01, 2005
51 Katie Douglas, 2008-13
49 Kara Wolters, 2000

SEASON

57 Tammy Sutton-Brown, 2008
55 Tammy Sutton-Brown, 2010
49 Kara Wolters, 2000
47 Tammy Sutton-Brown, 2007
45 Jessica Davenport, 2011
43 Tamika Catchings, 2002
41 Tammy Sutton-Brown, 2011
40 Tammy Sutton-Brown, 2009
38 Tamika Catchings, 2004

GAME

6 Natasha Howard at Chicago, 5/16/14
6 Jessica Davenport at Seattle, 6/17/11
6 Tammy Sutton-Brown at Washington, 7/8/08
5 seven times (last: Tammy Sutton-Brown vs. Washington, 9/7/11)

PERSONAL FOULS**CAREER**

1083 Tamika Catchings, 2001 to present
601 Ebony Hoffman, 2004-10
498 Tammy Sutton-Brown, 2007-12
442 Tully Bevilaqua, 2005-10
421 Briann January, 2009 to present
393 Shavonte Zellous, 2010 to present
365 Natalie Williams, 2003-05
287 Tan White, 2005-08
279 Kelly Schumacher, 2001-05
267 Erlana Larkins, 2012 to present

SEASON

138 Natalie Williams, 2003
127 Olympia Scott, 2002
122 Natalie Williams, 2004
122 Tamika Catchings, 2003
121 Ebony Hoffman, 2008

DISQUALIFICATIONS**CAREER**

11 Tamika Catchings, 2001 to present
9 Ebony Hoffman, 2004-10
8 Natalie Williams, 2003-05
5 Tammy Sutton-Brown, 2007-12
4 Tan White, 2005-08
4 Alicia Thompson, 2000-02

SEASON

4 Alicia Thompson, 2000
3 seven times (last: Tamika Catchings, 2010)

TURNOVERS**CAREER**

951 Tamika Catchings, 2001 to present
384 Briann January, 2009 to present
378 Ebony Hoffman, 2004-10
371 Katie Douglas, 2008-13
313 Tammy Sutton-Brown, 2007-12
302 Tan White, 2005-08
281 Tully Bevilaqua, 2005-10
217 Shavonte Zellous, 2010 to present
198 Rita Williams, 2000-02
191 Natalie Williams, 2003-05

SEASON

102 Tamika Catchings, 2003
100 Tan White, 2007
100 Rita Williams, 2001
99 Katie Douglas, 2008
94 Tamika Whitmore, 2006

GAME

8 Briann January vs. Phoenix, 6/27/14
8 Natalie Williams at Detroit, 6/24/03
8 Rita Williams vs. Sacramento, 6/21/00
8 Tamika Catchings at Portland, 6/20/02
8 Rita Williams at Cleveland, 7/27/01
7 14 times (last: Shavonte Zellous vs. Atlanta, OT, 5/17/14)

FEVER MISCELLANEOUS RECORDS

MOST CONSECUTIVE GAMES SCORING CAREER

227 Tamika Catchings, 6/1/02 to 7/21/09
 166 Katie Douglas, 5/17/08 to 9/15/13
 165 Tamika Catchings, 7/28/09 to present
 113 Briann January, 7/8/10 to 7/22/14
 74 Ebony Hoffman, 8/17/07 to 5/29/10
 68 Tamika Whitmore, 5/20/06 to 8/19/07
 68 Kelly Miller, 5/21/04 to 8/27/05
 65 Rita Williams, 6/1/00 to 6/1/02
 63 Erlana Larkins, 6/12/13 to present
 61 Tan White, 7/9/06 to 6/22/08
 57 Tammy Sutton-Brown, 5/21/08 to 9/8/09

SEASON

34 16 times (last: Marissa Coleman, 2014)

MOST GAMES, 30+ POINTS CAREER

10 Tamika Catchings, 2001 to present
 4 Katie Douglas, 2008-13
 1 Nikki McCray, 2002-03
 1 Olympia Scott, 2001-02
 1 Shavonte Zellous, 2010 to present

SEASON

3 Tamika Catchings, 2003
 2 Katie Douglas, 2009
 2 Tamika Catchings, 2002

CONSECUTIVE GAMES, 30+ POINTS

2 Katie Douglas, 7/28/09 to 7/30/09

MOST GAMES, 20+ POINTS CAREER

125 Tamika Catchings, 2001 to present
 45 Katie Douglas, 2008-13
 12 Tamika Whitmore, 2006-07
 7 Briann January, 2009 to present
 7 Tammy Sutton-Brown, 2007-12
 7 Tan White, 2005-08
 7 Shavonte Zellous, 2010 to present
 5 Rita Williams, 2000-02
 4 Ebony Hoffman, 2004-10
 4 Natalie Williams, 2003-05
 4 Nikki McCray, 2002-03

SEASON

19 Tamika Catchings, 2003
 17 Tamika Catchings, 2002
 12 Tamika Catchings, 2010
 12 Katie Douglas, 2009
 11 Tamika Catchings, 2013
 11 Katie Douglas, 2008
 10 Tamika Whitmore, 2006
 10 Tamika Catchings, 2005
 9 Katie Douglas, 2012
 9 Tamika Catchings, 2006

CONSECUTIVE

4 Tamika Catchings, 7/8/10 to 7/18/10
 4 Tamika Catchings, 8/30/08 to 9/8/08
 4 Katie Douglas, 5/17/08 to 5/29/08
 4 Tamika Catchings, 8/7/03 to 8/12/03
 4 Tamika Catchings, 7/24/03 to 8/2/03
 4 Tamika Catchings, 8/6/02 to 8/11/02

3 Tamika Catchings, 8/24/13 to 9/4/13
 3 Tamika Catchings, 8/9/11 to 8/16/11
 3 Tamika Catchings, 8/27/09 to 9/2/09
 3 Katie Douglas, 7/28/09 to 8/2/09
 3 Tamika Catchings, 7/8/03 to 7/16/03

THREE PLAYERS, 20+ POINTS, SAME GAME

Tammy Sutton-Brown (26), Katie Douglas (24) and Ebony Hoffman (20), vs. Phoenix, 9/14/08
 Tamika Catchings (23), Katie Douglas (21) and Tammy Sutton-Brown (21), vs. Atlanta, 8/30/08

TWO PLAYERS, 20+ POINTS, SAME GAME

37 times, most recent (during 2014):
 Natasha Howard (21) and Briann January (20)), vs. Atlanta, OT, 5/17/14

CONSECUTIVE GAMES, 10+ POINTS CAREER

37 Tamika Catchings, 6/24/03 to 6/25/04
 31 Tamika Catchings, 7/28/09 to 6/25/10
 26 Tamika Catchings, 7/9/06 to 6/16/07
 23 Tamika Catchings, 6/29/10 to 6/11/11
 20 Tamika Catchings, 6/27/12 to 9/19/12
 17 Tamika Catchings, 7/26/05 to 5/26/06
 17 Natalie Williams, 7/23/03 to 5/23/04
 15 Shavonte Zellous, 5/24/13 to 7/21/13
 15 Katie Douglas, 9/14/08 to 7/19/09
 15 Tamika Catchings, 6/7/02 to 7/10/02

SEASON

25 Tamika Catchings, 6/24/03 to 8/25/03
 20 Tamika Catchings, 6/27/12 to 9/19/12
 20 Tamika Catchings, 6/29/10 to 8/22/10
 18 Tamika Catchings, 7/28/09 to 9/13/09
 15 Shavonte Zellous, 5/24/13 to 7/21/13
 15 Tamika Catchings, 7/9/06 to 8/13/06
 15 Natalie Williams, 7/23/03 to 8/25/03
 15 Tamika Catchings, 6/7/02 to 7/10/02
 14 Tamika Catchings, 6/19/11 to 7/29/11
 14 Katie Douglas, 6/6/09 to 7/19/09
 14 Tamika Catchings, 7/26/05 to 8/27/05

SIX PLAYERS, 10+ POINTS, SAME GAME

Briann January (20), Katie Douglas (17), Erin Phillips (14), Tamika Catchings (13), Shavonte Zellous (13) and Jeanette Pohlen (12), vs. Connecticut, 6/12/12
 Katie Douglas (20), Jessica Davenport (14), Tamika Catchings (13), Erin Phillips (13), Shyra Ely (10) and Tangela Smith (10), vs. Connecticut, 7/13/11
 Tamika Catchings (16), Anna DeForge (14), Sheri Sam (14), Tammy Sutton-Brown (13), Tan White (11) and Tully Bevilacqua (10), vs. Chicago, 7/8/07
 Alicia Thompson (18), Stephanie White (16), Kara Wolters (13), Gordana Grubin (11), Monica Maxwell (11) and Rita Williams (10), vs. Cleveland, 8/4/00

FIVE PLAYERS, 10+ POINTS, SAME GAME

36 times, most recent (during 2014):
 Tamika Catchings (16), Marissa Coleman (16), Briann January (12), Shavonte Zellous (11) and Erlana Larkins (10), at Seattle, 7/31/14
 Shavonte Zellous (33), Karima Christmas (17), Marissa Coleman (14), Erlana Larkins (12) and Briann January (11), vs. Tulsa, OT, 6/25/14
 Karima Christmas (14), Natasha Howard (13), Erlana Larkins (13), Shavonte Zellous (13) and Marissa Coleman (12), at Chicago, 6/20/14

NO PLAYERS, 10+ POINTS, SAME GAME

at Atlanta, 6/26/12
 vs. Connecticut, 8/28/08
 at Los Angeles, 7/9/04

MOST GAMES, 10+ REBOUNDS CAREER

96 Tamika Catchings, 2001 to present
 24 Erlana Larkins, 2012 to present
 19 Ebony Hoffman, 2004-10
 19 Natalie Williams, 2003-05
 13 Tammy Sutton-Brown, 2007-12
 8 Olympia Scott, 2001-02, 2006

SEASON

14 Erlana Larkins, 2014
 12 Tamika Catchings, 2002
 10 Tamika Catchings, 2012
 10 Ebony Hoffman, 2008
 10 Tamika Catchings, 2003
 9 Erlana Larkins, 2013
 9 Tamika Catchings, 2007
 9 Tamika Catchings, 2005
 9 Natalie Williams, 2003

MOST GAMES, 10+ ASSISTS CAREER

2 Tamika Catchings, 2001 to present
 2 Coquese Washington, 2002-03
 1 Briann January, 2009 to present
 1 Stephanie White, 2000-04
 1 Rita Williams, 2000-02

SEASON

1 Briann January, 2011
 1 Tamika Catchings, 2007
 1 Stephanie White, 2004
 1 Tamika Catchings, 2003
 1 Coquese Washington, 2003
 1 Coquese Washington, 2002
 1 Rita Williams, 2001

TRIPLE-DOUBLES

None

DOUBLE-DOUBLES CAREER

90 Tamika Catchings, 2001 to present
 15 Natalie Williams, 2003-05
 13 Erlana Larkins, 2012 to present
 10 Tammy Sutton-Brown, 2007-12
 9 Ebony Hoffman, 2004-10
 6 Olympia Scott, 2001-02
 3 Kara Wolters, 2000

SEASON

12 Tamika Catchings, 2002
 11 Tamika Catchings, 2003
 10 Tamika Catchings, 2012
 9 Erlana Larkins, 2014
 9 Tamika Catchings, 2005
 9 Natalie Williams, 2003
 8 Tamika Catchings, 2010
 7 Tamika Catchings, 2013
 7 Tamika Catchings, 2009
 7 Tamika Catchings, 2007

CONSECUTIVE

3 Tamika Catchings, 6/13/07 to 6/16/07
 3 Tamika Catchings, 7/26/05 to 7/31/05
 3 Natalie Williams, 6/20/03 to 6/24/03
 3 Tamika Catchings, 8/6/02 to 8/9/02
 2 18 times (last by Erlana Larkins, 5/25/14 to 5/29/14)

TWO PLAYERS, DOUBLE-DOUBLES, SAME GAME

Marissa Coleman (15 points, 10 rebounds) and Erlana Larkins (12 points, 11 rebounds), vs. Phoenix, 6/27/14
 Erlana Larkins (13 points, 12 rebounds) and Tamika Catchings (10 points, 10 rebounds), at Chicago, 9/6/13
 Tamika Catchings (24 points, 11 rebounds) and Ebony Hoffman (17 points, 14 rebounds), at New York, OT, 6/26/09
 Tammy Sutton-Brown (19 points, 11 rebounds) and Ebony Hoffman (10 points, 10 rebounds), at Minnesota, 9/9/08
 Tan White (20 points, 10 rebounds) and Ebony Hoffman (10 points, 11 rebounds), vs. Los Angeles, 5/29/08
 Tamika Catchings (16 points, 14 rebounds) and Ebony Hoffman (13 points, 13 rebounds) vs. Detroit, 5/20/06
 Tamika Catchings (18 points, 16 rebounds) and Natalie Williams (11 points, 10 rebounds), vs. Charlotte, 8/20/05
 Tamika Catchings (20 points, 13 rebounds) and Natalie Williams (14 points, 10 rebounds), vs. Houston, 8/7/03
 Natalie Williams (24 points, 11 rebounds) and Tamika Catchings (11 points, 10 rebounds), at Sacramento, 6/14/03
 Tamika Catchings (32 points, 12 rebounds) and Coquese Washington (10 points, 11 assists), vs. Orlando, 8/7/02
 Tamika Catchings (28 points, 10 rebounds) and Olympia Scott (15 points, 10 rebounds), at Washington, 8/6/02

FEVER ROOKIE RECORDS

GAMES PLAYED

34 Natasha Howard, 2014
 34 Jeanette Pohlen, 2011
 34 Tan White, 2005
 33 Briann January, 2009
 33 La'Tangela Atkinson, 2006
 32 Tamika Catchings, 2002
 32 Niele Ivey, 2001
 30 Maggie Lucas, 2014
 30 Layshia Clarendon, 2013
 30 Ebony Hoffman, 2004
 30 Coretta Brown, 2003

MINUTES PLAYED**SEASON**

1167 Tamika Catchings, 2002
 708 Niele Ivey, 2001
 705 Nadine Malcolm, 2001
 693 Tan White, 2005
 683 Briann January, 2009
 582 Layshia Clarendon, 2013
 576 Natasha Howard, 2014
 539 Jeanette Pohlen, 2011
 522 Coretta Brown, 2003

GAME

42 Briann January at Detroit, OT, 9/4/09
 41 Tamika Catchings at Orlando, OT, 7/3/02
 41 Niele Ivey vs. Seattle, OT, 6/4/01
 40:36 Natasha Howard vs. Atlanta, 2OT, 5/17/14
 40 Coretta Brown at Connecticut, 2OT,
 6/26/03

POINTS**SEASON**

594 Tamika Catchings, 2002
 257 Nadine Malcolm, 2001
 242 Tan White, 2005
 237 Natasha Howard, 2014
 227 Briann January, 2009
 186 Coretta Brown, 2003

GAME

32 Tamika Catchings vs. Orlando, 8/7/02
 32 Tamika Catchings vs. New York, 6/8/02
 28 Tamika Catchings at Washington, 8/6/02
 27 Tamika Catchings at Detroit, 6/2/02
 26 Tan White at Seattle, 6/4/05
 26 Coretta Brown at Connecticut, 2OT,
 6/26/03
 25 Nadine Malcolm vs. Minnesota, 6/16/01

MOST CONSECUTIVE GAMES SCORING

32 Tamika Catchings, 6/1/02 to 8/13/02
 30 Tan White, 5/22/05 to 8/18/05
 26 Briann January, 7/2/09 to 9/13/09

MOST GAMES, 30+ POINTS

2 Tamika Catchings, 2002

MOST GAMES, 20+ POINTS

17 Tamika Catchings, 2002
 3 Coretta Brown, 2003
 2 Natasha Howard, 2014
 2 Tan White, 2005

CONSECUTIVE

4 Tamika Catchings, 8/6/02 to 8/11/02
 2 Coretta Brown, 6/20/03 to 6/21/03

MOST GAMES, 10+ POINTS

29 Tamika Catchings, 2002
 11 Natasha Howard, 2014
 10 Nadine Malcolm, 2001
 9 Briann January, 2009

CONSECUTIVE

15 Tamika Catchings, 6/7/02 to 7/10/02
 4 Briann January, 9/2/09 to 9/8/09
 4 Coretta Brown, 6/14/03 to 6/21/03
 4 Nadine Malcolm, 6/1/01 to 6/16/01

DOUBLE-DOUBLES

12 Tamika Catchings, 2002

CONSECUTIVE

2 Tamika Catchings, 8/6/02 to 8/9/02

SCORING AVERAGE

18.6 Tamika Catchings, 2002
 8.3 Nadine Malcolm, 2001
 7.1 Tan White, 2005
 7.0 Natasha Howard, 2014
 6.9 Briann January, 2009

MOST FG MADE**SEASON**

184 Tamika Catchings, 2002
 98 Natasha Howard, 2014
 90 Nadine Malcolm, 2001
 85 Tan White, 2005

GAME

13 Tamika Catchings vs. Orlando, 8/7/02

MOST FG ATTEMPTED**SEASON**

439 Tamika Catchings, 2002
 254 Tan White, 2005
 221 Natasha Howard, 2014
 212 Nadine Malcolm, 2001
 192 Briann January, 2009

GAME

22 Tamika Catchings at Detroit, 8/9/02

FG PERCENTAGE**SEASON****MINIMUM 45 FGA**

.495 Kelly Schumacher (46-93), 2001
 .471 Jeanette Pohlen (48-102), 2011
 .446 Sasha Goodlett (33-74), 2012
 .443 Natasha Howard (98-221), 2014
 .437 La'Tangela Atkinson (38-87), 2006

GAME**MINIMUM 5 FGA**

1.000 Khadijah Whittington (5-5) vs. New York,
 9/11/08
 .800 Sasha Goodlett (4-5) at Connecticut,
 9/19/12
 .800 Jeanette Pohlen (4-5) at Connecticut,
 7/28/11
 .800 Nadine Malcolm (8-10) vs. Minnesota,
 6/16/01
 .800 Alison Bales (4-5) at Seattle, 7/27/07
 .800 La'Tangela Atkinson (4-5) at New York,
 8/8/06

3-POINT FG MADE**SEASON**

76 Tamika Catchings, 2002
 48 Jeanette Pohlen, 2011
 36 Coretta Brown, 2003
 25 Briann January, 2009
 25 Tan White, 2005
 25 Niele Ivey, 2001

GAME

6 Tamika Catchings at Orlando, OT, 7/3/02
 5 Jeanette Pohlen at Phoenix, OT, 6/19/11
 5 Tan White at Seattle, 6/4/05

5 Coretta Brown at Connecticut, 2OT,
 6/26/03

5 Tamika Catchings (five times)

3-POINT FG ATTEMPTED**SEASON**

193 Tamika Catchings, 2002
 102 Jeanette Pohlen, 2011
 100 Coretta Brown, 2003
 87 Briann January, 2009
 81 Tan White, 2005

GAME

12 Tamika Catchings at Washington, 8/6/02
 10 Coretta Brown at Charlotte, 5/29/03

3-POINT FG PERCENTAGE**SEASON****MINIMUM 20 FGA**

.468 Jeanette Pohlen (29-62), 2011
 .411 Nadine Malcolm (23-46), 2001
 .368 Jené Morris (14-38), 2010
 .360 Coretta Brown (36-100), 2003
 .357 Niele Ivey (25-70), 2001

GAME**MINIMUM 4 FGA**

1.000 Tamika Catchings (6-6) at Orlando, OT,
 7/3/02
 1.000 Jeanette Pohlen (5-5) at Phoenix, OT,
 6/19/11
 1.000 Nadine Malcolm (4-4) at New York, 7/9/01
 .833 Coretta Brown (5-6) at Connecticut, 2OT,
 6/26/03
 .800 Jené Morris (4-5) at Seattle, 6/25/10

MOST FT MADE**SEASON**

150 Tamika Catchings, 2002
 74 Briann January, 2009
 56 Nadine Malcolm, 2001
 47 Tan White, 2005
 46 Danielle McCulley, 2000
 41 Natasha Howard, 2014

GAME

14 Tamika Catchings vs. New York, 6/8/02
 11 Tan White vs. Detroit, OT, 6/15/05

MOST FT ATTEMPTED**SEASON**

184 Tamika Catchings, 2002
 87 Briann January, 2009
 69 Natasha Howard, 2014
 63 Danielle McCulley, 2000
 62 Nadine Malcolm, 2001
 58 Tan White, 2005

GAME

16 Tamika Catchings vs. New York, 6/8/02

FT PERCENTAGE**SEASON****MINIMUM 45 FTA**

.871 Nadine Malcolm (56-62), 2001
 .851 Briann January (74-87), 2009
 .815 Tamika Catchings (150-184), 2002
 .810 Tan White (47-58), 2005

GAME**MINIMUM 6 FTA**

1.000 Tamika Catchings (12-12) at Detroit, 6/2/02
 1.000 Tan White (6-6) at Houston, 2OT, 5/29/05
 1.000 Tamika Catchings (6-6) vs. Utah, 7/10/02
 1.000 Tamika Catchings (6-6) at Orlando, 6/11/02
 1.000 Nadine Malcolm (6-6) at Miami, 6/5/01

REBOUNDS**SEASON**

276 Tamika Catchings, 2002
 104 Natasha Howard, 2014
 91 Nadine Malcolm, 2001
 87 Ebony Hoffman, 2004

GAME

15 Tamika Catchings vs. Charlotte, 8/3/02
 14 Tamika Catchings vs. New York, 6/8/02
 13 Tamika Catchings vs. Detroit, 6/1/02
 12 four times (last: Tamika Catchings at
 Detroit, 8/9/02)

MOST GAMES, 10+ REBOUNDS

12 Tamika Catchings, 2002
 1 Natasha Howard, 2014

HIGHEST REBOUNDING AVERAGE

8.6 Tamika Catchings, 2002
 3.1 Natasha Howard, 2014
 2.9 Ebony Hoffman, 2004
 2.9 Nadine Malcolm, 2001

ASSISTS**SEASON**

118 Tamika Catchings, 2002
 77 Briann January, 2009
 70 Niele Ivey, 2001

GAME

7 Tamika Catchings (four times)

HIGHEST ASSISTS PER GAME AVERAGE

3.7 Tamika Catchings, 2002
 2.3 Briann January, 2009
 2.2 Niele Ivey, 2001

STEALS**SEASON**

94 Tamika Catchings, 2002
 36 Briann January, 2009
 33 Niele Ivey, 2001
 30 Tan White, 2005

GAME

9 Tamika Catchings vs. Minnesota, 7/26/02

BLOCKED SHOTS**SEASON**

43 Tamika Catchings, 2002
 29 Kelly Schumacher, 2001
 23 Natasha Howard, 2014

GAME

6 Natasha Howard at Chicago, 5/16/14
 4 Khadijah Whittington vs. Washington,
 5/17/08
 4 Tamika Catchings vs. Miami, 8/11/02
 4 Kelly Schumacher vs. Detroit, 6/22/01

Natasha Howard's rookie debut in 2014 (16 points, 10 rebounds) was easily the Fever's best since Tamika Catchings in 2002 (23 points, 13 rebounds).

FEVER TOP SCORING PERFORMANCES

PLAYER	FG-A	3FG-A	FT-A	TP
Katie Douglas vs. Washington, 7/28/09.....	9-19	1-7	15-16	34
Shavonte Zellous vs. Tulsa, 6/25/14.....	12-17	2-4	7-8	33
Tamika Catchings vs. New York, 8/13/11.....	7-12	1-4	17-19	32
Katie Douglas vs. Connecticut, 7/30/09.....	10-21	2-6	10-12	32
Tamika Catchings at New York, 8/22/03.....	11-20	4-8	6-6	32
Tamika Catchings vs. Orlando, 8/7/02.....	13-20	5-9	1-1	32
Tamika Catchings vs. New York, 6/8/02.....	7-15	4-7	14-16	32
Tamika Catchings vs. Connecticut, 6/8/12.....	10-15	6-9	5-5	31
Tamika Catchings vs. New York, 7/10/03.....	11-20	5-8	4-6	31
Olympia Scott vs. Utah, 7/10/02.....	11-17	0-0	9-11	31
Katie Douglas vs. Phoenix, 9/9/12.....	12-18	2-6	4-5	30
Katie Douglas vs. Atlanta, 9/11/11.....	11-18	5-8	3-4	30
Tamika Catchings vs. Atlanta, 8/6/10.....	10-20	0-3	10-11	30
Tamika Catchings at New York, 6/13/06.....	10-19	3-5	7-10	30
Tamika Catchings at Connecticut, 9/19/04.....	9-15	2-3	10-12	30
Tamika Catchings at Washington, 7/29/03.....	9-21	5-11	7-7	30
Nikki McCray at Portland, 6/20/02.....	11-13	2-3	6-7	30
Tamika Catchings at New York, 8/10/14.....	11-19	4-5	3-6	29
Shavonte Zellous vs. Phoenix, 6/8/13.....	10-13	6-7	3-4	29
Katie Douglas vs. Atlanta, 8/18/12.....	11-16	7-9	0-0	29
Tamika Catchings vs. Phoenix, 8/13/10.....	10-16	4-6	5-5	29
Katie Douglas at Seattle, 6/25/10.....	9-14	3-5	8-10	29
Anna DeForge vs. Connecticut, 8/15/07.....	11-19	5-9	2-2	29
Tamika Whitmore vs. Charlotte, 6/18/06.....	10-16	1-1	8-8	29
Tamika Catchings at Washington, 7/24/03.....	9-13	4-6	7-8	29
Tamika Catchings vs. Charlotte, 6/17/03.....	8-17	1-5	12-13	29
Monica Maxwell vs. Los Angeles, 6/28/00.....	9-18	4-8	7-8	29
Tamika Catchings vs. Tulsa, 6/28/13.....	9-18	1-3	9-9	28
Katie Douglas at Phoenix, 8/8/10.....	11-17	3-7	3-3	28
Tamika Catchings at Chicago, 5/22/10.....	11-17	1-3	5-8	28
Katie Douglas at Phoenix, 8/8/09.....	8-27	6-11	6-6	28
Tamika Catchings at Washington, 7/21/09.....	6-15	2-4	14-14	28
Katie Douglas at New York, 6/26/09.....	11-27	5-13	1-1	28
Tamika Catchings vs. Phoenix, 5/24/05.....	6-13	1-3	15-17	28
Tamika Catchings at Washington, 8/6/02.....	10-20	5-12	3-5	28
Tamika Catchings vs. Los Angeles, 7/12/12.....	8-16	1-3	10-10	27
Katie Douglas vs. New York, 6/10/11.....	10-18	6-11	1-2	27
Tamika Catchings at Minnesota, 6/6/10.....	7-9	3-3	10-10	27
Tamika Catchings vs. Phoenix, 9/2/09.....	9-18	3-7	6-7	27
Tamika Catchings vs. Los Angeles, 7/22/06.....	12-20	0-4	3-6	27
Tamika Catchings vs. Charlotte, 6/18/06.....	9-16	4-6	5-6	27
Tamika Catchings at Detroit, 6/2/02.....	7-10	1-3	12-12	27
Tamika Catchings at San Antonio, 9/7/12.....	9-16	3-4	5-5	26
Katie Douglas vs. Phoenix, 6/28/11.....	9-15	6-9	2-3	26
Tamika Catchings at San Antonio, 8/16/11.....	9-15	1-3	7-8	26
Tamika Catchings at Connecticut, 8/15/10.....	7-15	2-3	10-10	26
Tammy Sutton-Brown vs. Phoenix, 9/14/08.....	9-13	0-0	8-12	26
Tamika Catchings at Washington, 9/2/08.....	8-17	4-9	6-8	26
Ebony Hoffman at New York, 6/26/08.....	11-19	3-4	1-1	26
Katie Douglas at Detroit, 5/21/08.....	7-11	3-6	9-9	26
Tamika Whitmore at Chicago, 7/21/07.....	11-16	1-3	3-3	26
Tamika Catchings at Detroit, 6/16/07.....	5-10	2-3	14-16	26
Tamika Whitmore vs. San Antonio, 8/5/06.....	11-23	2-6	2-5	26
Anna DeForge at Los Angeles, 7/7/06.....	11-17	4-5	0-0	26
Tamika Whitmore at Phoenix, 6/23/06.....	10-17	0-1	6-6	26
Tamika Catchings vs. Washington, 6/7/06.....	8-15	2-4	8-8	26
Tamika Whitmore at Minnesota, 6/2/06.....	11-19	1-1	3-3	26
Tamika Catchings vs. Houston, 7/7/05.....	10-17	1-4	5-5	26
Tan White at Seattle, 6/4/05.....	10-19	5-9	1-1	26
Tamika Catchings vs. Phoenix, 7/2/03.....	7-18	3-6	9-11	26
Coretta Brown at Connecticut, 6/26/03.....	8-12	5-6	5-6	26




KATIE DOUGLAS | 34 Points



SHAVONTE ZELLOUS | 33 Points



TAMIKA CATCHINGS | 32 Points



OLYMPIA SCOTT | 31 Points



NIKKI MCCRAY | 30 Points



ANNA DEFORGE | 29 Points

Five different players -- Katie Douglas, Shavonte Zellous, Tamika Catchings, Olympia Scott and Nikki McCray -- have eclipsed 30 points in a regular season game.

FEVER DOUBLE-DOUBLE PERFORMANCES

2014 (13)

Erlana Larkins vs. Minnesota, 8/5/14 (13 points, 11 rebounds)
 Erlana Larkins at Los Angeles, 7/28/14 (10 points, 10 rebounds)
 Erlana Larkins vs. Atlanta, 7/12/14 (10 points, 11 rebounds)
 Tamika Catchings at Tulsa, 7/8/14 (23 points, 11 rebounds)
 Marissa Coleman vs. Phoenix, 6/27/14 (15 points, 10 rebounds)
 Erlana Larkins vs. Phoenix, 6/27/14 (12 points, 11 rebounds)
 Erlana Larkins at Chicago, 6/20/14 (13 points, 11 rebounds)
 Lynetta Kizer at Connecticut, 6/17/14 (13 points, 10 rebounds)
 Erlana Larkins vs. Seattle, 6/11/14 (17 points, 11 rebounds)
 Erlana Larkins vs. Connecticut, 5/29/14 (14 points, 10 rebounds)
 Erlana Larkins at Atlanta, 5/25/14 (13 points, 22 rebounds)
 Erlana Larkins vs. Atlanta, 5/17/14 (17 points, 13 rebounds)
 Natasha Howard at Chicago, 5/16/14 (16 points, 10 rebounds)

2013 (13)

Tamika Catchings vs. New York, 9/13/13 (23 points, 10 rebounds)
 Erlana Larkins at Chicago, 9/6/13 (13 points, 12 rebounds)
 Tamika Catchings at Chicago, 9/6/13 (10 points, 10 rebounds)
 Erlana Larkins at Atlanta, 9/4/13 (10 points, 17 rebounds)
 Tamika Catchings at New York, 8/30/13 (22 points, 10 rebounds)
 Tamika Catchings at Minnesota, 8/24/13 (22 points, 10 rebounds)
 Erlana Larkins vs. Los Angeles, 8/8/13 (11 points, 13 rebounds)
 Tamika Catchings vs. Chicago, 8/3/13 (17 points, 10 rebounds)
 Tamika Catchings at Washington, 7/21/13 (23 points, 10 rebounds)
 Jessica Breland vs. Seattle, 6/30/13 (10 points, 10 rebounds)
 Karima Christmas at Atlanta, 6/25/13 (16 points, 10 rebounds)
 Tamika Catchings vs. Phoenix, 6/8/13 (14 points, 10 rebounds)
 Erlana Larkins vs. Atlanta, 5/31/13 (10 points, 10 rebounds)

2012 (11)

Tamika Catchings vs. Tulsa, 9/23/12 (20 points, 10 rebounds)
 Tamika Catchings at Minnesota, 9/17/12 (19 points, 10 rebounds)
 Tamika Catchings vs. Minnesota, 9/14/12 (14 points, 12 rebounds)
 Tamika Catchings at San Antonio, 9/7/12 (26 points, 11 rebounds)
 Tamika Catchings vs. Chicago, 9/1/12 (17 points, 10 rebounds)
 Tamika Catchings at Seattle, 8/23/12 (18 points, 11 rebounds)
 Tamika Catchings vs. Washington, 8/16/12 (14 points, 14 rebounds)
 Tamika Catchings vs. San Antonio, 7/5/12 (17 points, 15 rebounds)
 Tamika Catchings vs. Connecticut, 6/21/12 (13 points, 10 rebounds)
 Tamika Catchings at Atlanta, 5/27/12 (25 points, 12 rebounds)
 Jessica Davenport vs. Atlanta, 5/19/12 (18 points, 10 rebounds)

2011 (6)

Tamika Catchings vs. Washington, 9/7/11 (17 points, 10 rebounds)
 Jessica Davenport at Connecticut, 7/28/11 (10 points, 10 rebounds)
 Tamika Catchings at Connecticut, 7/17/11 (18 points, 15 rebounds)
 Tamika Catchings vs. Connecticut, 6/25/11 (13 points, 12 rebounds)
 Tamika Catchings at Phoenix, 6/19/11 (17 points, 15 rebounds)
 * Briann January vs. Tulsa, 6/14/11 (12 points, 10 assists)

2010 (8)

Tamika Catchings vs. Minnesota, 8/22/10 (17 points, 14 rebounds)
 Tamika Catchings at Los Angeles, 8/10/10 (11 points, 11 rebounds)
 Tamika Catchings at Phoenix, 8/8/10 (24 points, 10 rebounds)
 Tamika Catchings vs. Chicago, 7/27/10 (16 points, 10 rebounds)
 Tamika Catchings at New York, 7/18/10 (22 points, 10 rebounds)
 Tamika Catchings vs. Atlanta, 7/16/10 (23 points, 11 rebounds)
 Tamika Catchings vs. Connecticut, 6/13/10 (18 points, 13 rebounds)
 Tamika Catchings at Tulsa, 5/29/10 (15 points, 10 rebounds)

2009 (14)

Tamika Catchings at Chicago, 9/10/09 (16 points, 10 rebounds)
 Tamika Catchings at New York, 9/8/09 (17 points, 10 rebounds)
 Tammy Sutton-Brown vs. Washington, 9/6/09 (13 points, 11 rebounds)
 Tamika Catchings at Detroit, 9/4/09 (14 points, 13 rebounds)
 Tamika Catchings vs. Phoenix, 9/2/09 (27 points, 12 rebounds)
 Ebony Hoffman at Minnesota, 8/13/09 (24 points, 10 rebounds)
 Katie Douglas at Phoenix, 8/8/09 (28 points, 10 rebounds)
 Ebony Hoffman vs. Washington, 7/28/09 (10 points, 10 rebounds)
 Tamika Catchings at Washington, 7/21/09 (28 points, 10 rebounds)

Tammy Sutton-Brown vs. Connecticut, 7/2/09 (14 points, 14 rebounds)

Tamika Catchings vs. New York, 6/27/09 (13 points, 11 rebounds)
 Tamika Catchings at New York, 6/26/09 (24 points, 11 rebounds)
 Ebony Hoffman at New York, 6/26/09 (17 points, 14 rebounds)
 Tammy Sutton-Brown vs. Seattle, 6/9/09 (10 points, 10 rebounds)

2008 (13)

Ebony Hoffman at Minnesota, 9/9/08 (10 points, 10 rebounds)
 Tammy Sutton-Brown at Minnesota, 9/9/08 (19 points, 11 rebounds)
 Tamika Catchings at Atlanta, 9/8/08 (20 points, 10 rebounds)
 Tamika Catchings at Detroit, 9/5/08 (20 points, 10 rebounds)
 Tammy Sutton-Brown at Chicago, 7/22/08 (14 points, 10 rebounds)
 Tamika Catchings vs. Atlanta, 7/16/08 (18 points, 12 rebounds)
 Tammy Sutton-Brown vs. Chicago, 7/2/08 (11 points, 12 rebounds)
 Tammy Sutton-Brown at New York, 6/26/08 (23 points, 15 rebounds)
 Ebony Hoffman vs. Sacramento, 6/24/08 (23 points, 13 rebounds)
 Ebony Hoffman vs. San Antonio, 6/15/08 (10 points, 10 rebounds)
 Tammy Sutton-Brown at Atlanta, 6/13/08 (16 points, 12 rebounds)
 Tan White vs. Los Angeles, 5/29/08 (20 points, 10 rebounds)
 Ebony Hoffman vs. Los Angeles, 5/29/08 (10 points, 11 rebounds)

2007 (10)

Tammy Sutton-Brown vs. Connecticut, 8/15/07 (19 points, 10 rebounds)
 Tamika Whitmore vs. Washington, 7/31/07 (17 points, 15 rebounds)
 Tamika Catchings vs. Chicago, 7/18/07 (22 points, 13 rebounds)
 * Tamika Catchings vs. Chicago, 7/8/07 (16 points, 11 assists)
 Tamika Catchings at Los Angeles, 7/5/07 (17 points, 11 rebounds)
 Tamika Catchings at Detroit, 6/16/07 (26 points, 14 rebounds)
 Tamika Catchings vs. Phoenix, 6/15/07 (17 points, 15 rebounds)
 Tamika Catchings vs. Seattle, 6/13/07 (14 points, 10 rebounds)
 Tammy Sutton-Brown vs. New York, 6/10/07 (22 points, 13 rebounds)
 Tamika Catchings at Washington, 6/8/07 (24 points, 12 rebounds)

2006 (7)

Tamika Catchings vs. Connecticut, 8/9/06 (14 points, 12 rebounds)
 Tamika Catchings vs. Houston, 7/16/06 (11 points, 10 rebounds)
 Tamika Catchings vs. Detroit, 6/29/06 (17 points, 13 rebounds)
 Tamika Catchings vs. Charlotte, 6/18/06 (27 points, 13 rebounds)
 Tamika Catchings vs. Washington, 6/7/06 (26 points, 11 rebounds)
 Tamika Catchings vs. Detroit, 5/20/06 (16 points, 14 rebounds)
 Ebony Hoffman vs. Detroit, 5/20/06 (13 points, 13 rebounds)

2005 (10)

Tamika Catchings vs. Charlotte, 8/20/05 (18 points, 16 rebounds)
 Natalie Williams vs. Charlotte, 8/20/05 (11 points, 10 rebounds)
 Tamika Catchings vs. Connecticut, 8/6/05 (17 points, 13 rebounds)
 Tamika Catchings at New York, 7/31/05 (10 points, 10 rebounds)
 Tamika Catchings vs. Washington, 7/29/05 (22 points, 11 rebounds)
 Tamika Catchings at Connecticut, 7/26/05 (13 points, 10 rebounds)
 Tamika Catchings at Minnesota, 7/19/05 (12 points, 11 rebounds)
 Tamika Catchings vs. Detroit, 7/15/05 (20 points, 14 rebounds)
 Tamika Catchings at Washington, 6/18/05 (20 points, 15 rebounds)
 Tamika Catchings vs. Detroit, 6/15/05 (20 points, 16 rebounds)

2004 (12)

Tamika Catchings at Minnesota, 9/3/04 (12 points, 10 rebounds)
 Natalie Williams at Washington, 9/1/04 (16 points, 12 rebounds)
 Tamika Catchings at Houston, 7/31/04 (18 points, 13 rebounds)
 Tamika Catchings at Seattle, 7/22/04 (15 points, 10 rebounds)
 * Stephanie White vs. Houston, 7/14/04 (11 points, 10 assists)
 Natalie Williams at Connecticut, 7/6/04 (16 points, 15 rebounds)
 Tamika Catchings vs. Phoenix, 7/3/04 (19 points, 13 rebounds)
 Natalie Williams at Charlotte, 6/26/04 (11 points, 11 rebounds)
 Tamika Catchings vs. New York, 6/19/04 (25 points, 12 rebounds)
 Natalie Williams at New York, 6/11/04 (10 points, 10 rebounds)
 Deanna Jackson vs. Washington, 5/23/04 (14 points, 12 rebounds)
 Natalie Williams vs. New York, 5/21/04 (11 points, 12 rebounds)

2003 (20)

Natalie Williams vs. Connecticut, 8/25/03 (20 points, 10 rebounds)
 Natalie Williams vs. Cleveland, 8/23/03 (15 points, 11 rebounds)
 Tamika Catchings at New York, 8/22/03 (32 points, 14 rebounds)
 Natalie Williams vs. Charlotte, 8/16/03 (15 points, 17 rebounds)
 Tamika Catchings vs. Washington, 8/12/03 (20 points, 15 rebounds)
 * Tamika Catchings at Cleveland, 8/10/03 (21 points, 10 assists)
 Tamika Catchings vs. Houston, 8/7/03 (20 points, 13 rebounds)
 Natalie Williams vs. Houston, 8/7/03 (14 points, 10 rebounds)
 Tamika Catchings at Connecticut, 8/3/03 (14 points, 11 rebounds)
 Natalie Williams at Washington, 7/29/03 (21 points, 13 rebounds)
 Tamika Catchings vs. Detroit, 7/16/03 (22 points, 13 rebounds)
 Tamika Catchings at Cleveland, 6/29/03 (19 points, 10 rebounds)
 Tamika Catchings at Connecticut, 6/26/03 (25 points, 16 rebounds)
 Natalie Williams at Detroit, 6/24/03 (14 points, 11 rebounds)
 Natalie Williams at Minnesota, 6/21/03 (12 points, 10 rebounds)
 Natalie Williams vs. Connecticut, 6/20/03 (18 points, 11 rebounds)
 Tamika Catchings vs. Charlotte, 6/17/03 (29 points, 10 rebounds)
 Natalie Williams at Sacramento, 6/14/03 (24 points, 11 rebounds)
 Tamika Catchings at Sacramento, 6/14/03 (11 points, 10 rebounds)
 Tamika Catchings vs. Washington, 5/31/03 (15 points, 11 rebounds)

2002 (16)

Tamika Catchings at Detroit, 8/9/02 (21 points, 12 rebounds)
 Tamika Catchings vs. Orlando, 8/7/02 (32 points, 12 rebounds)
 * Coqueese Washington vs. Orlando, 8/7/02 (10 points, 11 assists)
 Tamika Catchings at Washington, 8/6/02 (28 points, 10 rebounds)
 Olympia Scott at Washington, 8/6/02 (15 points, 10 rebounds)
 Tamika Catchings vs. Charlotte, 8/3/02 (14 points, 15 rebounds)
 Tamika Catchings at Sacramento, 7/30/02 (24 points, 11 rebounds)
 Tamika Catchings vs. New York, 7/19/02 (21 points, 12 rebounds)
 Olympia Scott vs. Los Angeles, 7/17/02 (12 points, 10 rebounds)
 Olympia Scott vs. Miami, 7/12/02 (14 points, 11 rebounds)
 Tamika Catchings vs. Cleveland, 7/8/02 (24 points, 10 rebounds)
 Tamika Catchings vs. Sacramento, 6/28/02 (21 points, 12 rebounds)
 Tamika Catchings at Utah, 6/18/02 (14 points, 11 rebounds)
 Tamika Catchings vs. New York, 6/8/02 (32 points, 14 rebounds)
 Tamika Catchings at Washington, 6/7/02 (15 points, 11 rebounds)
 Tamika Catchings vs. Detroit, 6/1/02 (23 points, 13 rebounds)

2001 (7)

* Rita Williams vs. Detroit, 8/12/01 (20 points, 10 assists)
 Jurgita Streimikyte vs. Utah, 7/18/01 (12 points, 11 rebounds)
 Angie Brazier at Houston, 7/6/01 (10 points, 10 rebounds)
 Olympia Scott vs. Detroit, 6/22/01 (14 points, 10 rebounds)
 Olympia Scott vs. Minnesota, 6/16/01 (13 points, 10 rebounds)
 Olympia Scott at Minnesota, 6/12/01 (12 points, 10 rebounds)
 Monica Maxwell vs. Seattle, 6/4/01 (11 points, 12 rebounds)

2000 (5)

Kara Wolters vs. Detroit, 8/7/00 (14 points, 10 rebounds)
 Monica Maxwell vs. Charlotte, 7/22/00 (18 points, 10 rebounds)
 Kara Wolters at Orlando, 7/6/00 (16 points, 10 rebounds)
 Kara Wolters at Houston, 6/24/00 (18 points, 10 rebounds)
 Alicia Thompson vs. Orlando, 6/3/00 (22 points, 15 rebounds)

** indicates double-double in points and assists*

Tamika Catchings enters 2015 with 90 career double-doubles, including 7 in 2013, 12 in 2002, 11 in 2003 and 10 in 2012.

OPPONENT TEAM RECORDS

<p>GAME 0 at Detroit, 8/11/07 1 at San Antonio, 7/26/14 1 at Detroit, 6/16/06 1 vs. Utah, 7/10/02</p> <p>MOST BLOCKED SHOTS SEASON 179 in 2014 171 in 2013 170 in 2003 168 in 2012 GAME 12 vs. Phoenix, 6/27/14 12 vs. Los Angeles, 2OT, 5/29/08 11 at Atlanta, 6/26/12 11 vs. Seattle, 9/13/04</p> <p>FEWEST BLOCKED SHOTS SEASON 75 in 2000 105 in 2006</p>	<p>MOST PERSONAL FOULS SEASON 700 in 2009 687 in 2010 685 in 2006 GAME 34 vs. Minnesota, OT, 8/22/10 34 vs. Washington, 6/3/07 34 vs. Detroit, 5/20/06 32 vs. Phoenix, OT, 7/1/01</p> <p>FEWEST PERSONAL FOULS SEASON 603 in 2004 604 in 2013 GAME 8 at New York, 9/8/09 10 vs. Connecticut, 6/21/12 10 at Chicago, 7/10/09 10 at Los Angeles, 8/4/01 10 at New York, 7/20/03</p>	<p>MOST DISQUALIFICATIONS SEASON 9 in 2002 8 in 2009 8 in 2006</p> <p>FEWEST DISQUALIFICATIONS SEASON 1 in 2011, 2004 2 in 2008, 2005</p> <p>MOST TURNOVERS SEASON 638 in 2009 617 in 2006 610 in 2007 GAME 28 at Seattle, 7/9/06 27 vs. Atlanta, 2OT, 5/17/14 27 at Atlanta, 2OT, 6/6/09 27 vs. San Antonio, 8/5/06</p>	<p>FEWEST TURNOVERS SEASON 466 in 2004 466 in 2001 470 in 2002 GAME 5 at Phoenix, 8/2/14 5 at Miami, 6/30/02 6 vs. Phoenix, 6/15/07 6 at Sacramento, 8/3/01</p>
---	---	---	--

OPPONENT INDIVIDUAL RECORDS

<p>MOST POINTS 40 Cappie Pondexter, at New York, OT, 7/18/10 35 Maya Moore, at Minnesota, 8/24/13 34 Candace Parker, vs. Los Angeles, 7/15/14 34 Chamique Holdsclaw, at Washington, 7/24/03 33 Cappie Pondexter, vs. New York, 7/10/12 33 Lindsey Harding, vs. Washington, 7/30/10 32 Skylar Diggins, vs. Tulsa, OT, 6/25/14 32 Angel McCoughtry, vs. Atlanta, 9/11/11 32 Diana Taurasi, at Phoenix, OT, 6/19/11 32 Nykesha Sales, vs. Connecticut, 8/15/07 32 Deanna Nolan, vs. Detroit, OT, 6/15/05</p> <p>MOST FG MADE 15 Maya Moore, at Minnesota, 8/24/13 14 Cappie Pondexter, at New York, OT, 7/18/10 13 seven times (last by Tina Charles, vs. Connecticut, 6/12/13)</p> <p>MOST FG ATTEMPTED 24 Seimone Augustus, at Minnesota, 6/2/06 23 seven times (last by Lindsay Whalen, vs. Minnesota, 7/11/13)</p> <p>HIGHEST FG PERCENTAGE MINIMUM 6 FGA 1.000 Michelle Snow (9-9), at Houston, 2OT, 5/29/05 1.000 Erika de Souza (6-6), vs. Atlanta, 8/10/13 1.000 Mistie Mims (6-6), vs. Connecticut, 6/8/12 .909 LaToya Thomas (10-11), at Cleveland, 6/29/03 .889 Deanna Nolan (8-9), at Detroit, 9/5/08 .875 Chiney Ogumike (7-8) at Connecticut, 6/17/14 .875 Nneka Ogumike (7-8), vs. Los Angeles, 8/8/13 .875 Plenette Pierson (7-8), vs. Phoenix, 5/24/05 .875 Dawn Staley (7-8), at Charlotte, 8/20/03</p>	<p>MOST 3-POINT FG MADE 6 Shekinna Stricklin, at Seattle, 7/31/14 6 Maya Moore, at Minnesota, 9/17/12 6 Danielle McCray, at Connecticut, 7/17/11 6 Nicole Powell, vs. New York, 8/3/10 6 Katie Douglas, at Connecticut, 2OT, 6/26/03 6 Crystal Robinson, at New York, 6/25/02</p> <p>MOST 3-POINT FG ATTEMPTED 12 Diana Taurasi, at Phoenix, OT, 6/19/11 11 Diana Taurasi, vs. Phoenix, 6/8/13 10 six times (last by Renee Montgomery, at Connecticut, 6/11/10)</p> <p>HIGHEST 3-POINT FG PERCENTAGE MINIMUM 5 FGA 1.000 Tan White (5-5), vs. Connecticut, 7/13/11 .857 Nicole Powell (6-7), vs. New York, 8/3/10 .833 Sue Bird (5-6), vs. Seattle, 7/5/11 .833 Leilani Mitchell (5-6), at New York, OT, 7/18/10 .833 Shanna Crossley (5-6), vs. San Antonio, 8/27/09 .833 Tina Thompson (5-6), vs. Houston, 6/7/08</p> <p>MOST FT MADE 14 Angel McCoughtry, vs. Atlanta, 7/16/10 13 Chamique Holdsclaw, at Washington, 7/24/03 12 Skylar Diggins, at Tulsa, 7/8/14 12 Angel McCoughtry, at Atlanta, OT, 9/4/13 12 Angel McCoughtry, vs. Atlanta, 9/11/11 12 Angel McCoughtry, vs. Atlanta, 8/6/10</p> <p>MOST FT ATTEMPTED 17 Angel McCoughtry, vs. Atlanta, 7/16/10 16 Angel McCoughtry, vs. Atlanta, 8/6/10 16 Chamique Holdsclaw, at Washington, 7/1/04 14 Angel McCoughtry, at Atlanta, OT, 9/4/13 14 Angel McCoughtry, vs. Atlanta, 9/11/11 14 Tina Thompson, at Houston, 7/31/04 14 Lisa Leslie, vs. Los Angeles, 7/17/02</p>	<p>HIGHEST FT PERCENTAGE MINIMUM 10 FTA 1.000 Chamique Holdsclaw (13-13), at Washington, 7/24/03 1.000 Lauren Jackson (11-11), at Seattle, 6/4/05 1.000 Angel McCoughtry (10-10), at Atlanta, 8/1/10 1.000 Sancho Lyttle (10-10), vs. Atlanta, 6/19/10 1.000 Katie Smith (10-10), vs. Detroit, 7/20/07</p> <p>MOST REBOUNDS 21 Sancho Lyttle, vs. Atlanta, 2OT, 5/17/14 20 Nneka Ogumike, vs. Los Angeles, 7/12/12 20 Sancho Lyttle, vs. Atlanta, 6/19/10 20 Candice Dupree, at Chicago, 2OT, 8/7/07 18 Candice Dupree, at Phoenix, OT, 6/19/11 18 Sylvia Fowles, at Chicago, 7/6/10 18 Cheryl Ford, at Detroit, 6/16/06</p> <p>MOST OFFENSIVE REBOUNDS 12 Nneka Ogumike, vs. Los Angeles, 7/12/12 8 Chiney Ogumike, vs. Connecticut, 5/29/14 8 Candice Dupree, at Phoenix, OT, 6/19/11 8 Taj McWilliams-Franklin, vs. Connecticut, 8/9/06 8 Natalie Williams, at Utah, 7/29/00</p> <p>MOST DEFENSIVE REBOUNDS 16 Sancho Lyttle, vs. Atlanta, 6/19/10 14 Sancho Lyttle, vs. Atlanta, 2OT, 5/17/14 14 Sylvia Fowles, at Chicago, 7/6/10 14 Ann Wauters, vs. San Antonio, 8/27/09 14 Candace Parker, vs. Los Angeles, 2OT, 5/29/08 14 Candice Dupree, at Chicago, 2OT, 8/7/07</p> <p>MOST ASSISTS 13 Ticha Penicheiro, at Sacramento, 7/30/02 12 Teresa Weatherspoon, at New York, 6/30/00</p>	<p>MOST STEALS 8 Chamique Holdsclaw, at Washington, 7/20/00 7 Angel McCoughtry, at Atlanta, 6/25/13 6 six times (last: Kelsey Griffin, at Connecticut, 6/7/14)</p> <p>MOST BLOCKED SHOTS 6 Brittney Griner, vs. Phoenix, 6/27/14 6 Jessica Breland, at Chicago, 5/16/14 6 Tina Charles, at Connecticut, 6/11/10 6 Alison Bales, at Atlanta, 5/16/10 6 Candace Parker, vs. Los Angeles, 2OT, 5/29/08 6 Tammy Sutton-Brown, vs. Charlotte, 7/28/04 6 Lisa Leslie, at Los Angeles, 7/19/04 6 Margo Dydek, at Utah, 7/29/00 5 12 times (last: Erika de Souza, at Atlanta, 7/19/11)</p> <p>MOST TURNOVERS 9 Kelly Miller, vs. Phoenix, 7/18/06 8 six times (last by Cappie Pondexter, vs. New York, 8/13/11)</p>
---	--	--	--

New York's Cappie Pondexter shot 14-of-21 with five 3-pointers and 7-of-8 FTs to score 40 points against Indiana, 7/18/10.



City Celebration, Oct. 23, 2012 | WNBA Champions



Call from President Obama, Oct. 25, 2012

PLAYOFF HISTORY AND RECORDS



Head Coach
Stephanie
White



Erlana
Larkins



Shavonte
Zellous



Briann
January



Tamika
Catchings



PLAYOFFS ATTENDANCE FIGURES

ATTENDANCE RECORDS

LARGEST SEASON TOTAL

73,360 in 2009 (5 games)
 57,219 in 2012 (5 games)
 32,265 in 2011 (4 games)
 22,933 in 2007 (3 games)
 20,838 in 2014 (3 games)
LARGEST SEASON AVERAGE
 14,672 in 2009 (5 games)
 11,444 in 2012 (5 games)
 10,198 in 2002 (1 game)
 8,066 in 2011 (4 games)
 7,644 in 2007 (3 games)

LARGEST HOME ATTENDANCE

18,165 vs. Minnesota, 10/19/12
 18,165 vs. Phoenix, 10/7/09
 18,165 vs. Phoenix, 10/4/09
 18,165 vs. Detroit, 9/26/09
 15,213 vs. Minnesota, 10/21/12
 10,198 vs. New York, 8/16/02
 9,655 vs. Washington, 9/19/09
 9,623 vs. Detroit, 8/31/07
 9,225 vs. Connecticut, 10/8/12
 9,210 vs. Detroit, 9/25/09
 9,036 vs. Atlanta, 9/27/11

8,777 vs. Connecticut, 9/10/05

8,253 vs. Atlanta, 9/22/11
 7,776 vs. Atlanta, 9/28/12

LARGEST AWAY ATTENDANCE

17,313 at Phoenix, 10/9/09
 16,758 at Phoenix, 10/1/09
 16,682 at New York, 9/1/10
 14,624 at New York, 8/26/10
 14,322 at Minnesota, 10/14/12
 13,478 at Minnesota, 10/17/12
 12,471 at New York, 8/20/02
 11,617 at Phoenix, 9/29/09

10,988 at New York, 8/18/02

10,153 at Detroit, 9/2/03
 9,856 at Detroit, 8/3/03
 8,830 at Detroit, 8/19/06
 8,508 at New York, 9/17/11
 8,296 at Detroit, 9/23/08



October 7, 2009: A capacity crowd of 18,165 looks on at Bankers Life Fieldhouse during Game 4 of the WNBA Finals between the Fever and Phoenix Mercury. Indiana led the series 2-1 with a chance to win its first WNBA crown before this throng of supporters. Phoenix won the game, 90-77, and captured the title two nights later in Arizona.

GAME-BY-GAME PLAYOFFS RESULTS

2012 WNBA FINALS | #2 INDIANA FEVER vs. #1 MINNESOTA LYNX

Gm	Date	Site	Result	Series	IND Points	IND Rebounds	IND Assists	OPP Points	Attend.
1	10/14/12	at MIN	W, 76-70	1-0	Catchings 20	Larkins 15	January 6	Augustus 23	14,322
2	10/17/12	at MIN	L, 71-83	1-1	Catchings 27	Catchings 8	Phillips 4	Augustus 27	13,478
3	10/19/12	at IND	W, 76-59	2-1	Zellous 30	Larkins 15	Davenport 4	Brunson 12	18,165
4	10/21/12	at IND	W, 87-78	3-1	Catchings 25	Larkins 13	Catchings 8	Whalen 22	15,213

2013 WNBA EASTERN CONFERENCE SEMIFINALS | #4 INDIANA FEVER vs. #1 CHICAGO SKY

Gm	Date	Site	Result	Series	IND Points	IND Rebounds	IND Assists	OPP Points	Attend.
1	9/20/13	at CHI	W, 85-72	1-0	Zellous 20	Larkins 11	January 6	Delle Donne 20	5,895
2	9/22/13	at IND	W, 79-57	2-0	Catchings 18	Catchings 12	January 4	Fowles 14	7,144

2013 WNBA EASTERN CONFERENCE FINALS | #4 INDIANA FEVER vs. #2 ATLANTA DREAM

Gm	Date	Site	Result	Series	IND Points	IND Rebounds	IND Assists	OPP Points	Attend.
1	9/26/13	at ATL	L, 79-84	0-1	Catchings 21	Larkins 12	Christmas/Clarendon 4	Hayes 23	4,238
2	9/29/13	at IND	L, 53-67	0-2	Catchings 24	Larkins 7	Zellous 3	McCoughtry 27	7,051

2014 WNBA EASTERN CONFERENCE SEMIFINALS | #2 INDIANA FEVER vs. #3 WASHINGTON MYSTICS

Gm	Date	Site	Result	Series	IND Points	IND Rebounds	IND Assists	OPP Points	Attend.
1	8/21/14	at IND	W, 78-73	1-0	Catchings 22	Larkins 11	four with 2	Latta 22	5,576
2	8/23/14	at WAS	W, 81-76 (ot)	2-0	Catchings 26	Catchings/Larkins 11	January 7	Lawson 20	6,124

2014 WNBA EASTERN CONFERENCE FINALS | #2 INDIANA FEVER vs. #4 CHICAGO SKY

Gm	Date	Site	Result	Series	IND Points	IND Rebounds	IND Assists	OPP Points	Attend.
1	8/30/14	at IND	W, 77-70	1-0	January 19	Larkins 8	Catchings 4	Fowles 20	7,557
2	9/1/14	at CHI	L, 84-86 (2ot)	1-1	Zellous 20	Catchings 14	January 6	Fowles 27	6,019
3	9/3/14	at IND	L, 62-75	1-2	Zellous 16	Larkins 11	January 3	Quigley 24	7,705

¹ game played at Comcast Center (College Park, Md.)

² game played at Prudential Center (Newark, N.J.)



Before a second straight sellout crowd at Bankers Life Fieldhouse, the Indiana Fever captured the 2012 WNBA championship with an 87-78 win over the Minnesota Lynx. It was the first professional basketball crown in Indianapolis since the Indiana Pacers won an ABA title in 1973. SEATED: Strength & Conditioning Coach Emily Novitsky, Erin Phillips, Briann January, Katie Douglas, Tamika Catchings, Jeanette Pohlen. STANDING: COO & GM Kelly Krauskopf, Assistant Trainer Jenny Brennan, Jessica Davenport, Karima Christmas, Shavonte Zellous, Tammy Sutton-Brown, Sasha Goodlett, Assistant Coach Stephanie White, Erlana Larkins, Head Coach Lin Dunn, Assistant Coach Mickie DeMoss, Operations Coordinator Scott Agness, Trainer Todd Champlin.

2015 INDIANA FEVER MEDIA GUIDE
FEVER TEAM PLAYOFFS RECORDS

MOST PERSONAL FOULS

SEASON
 208 in 2009
 170 in 2012
 112 in 2011
 112 in 2007
SERIES
 111 vs. Phoenix, 2009 Finals
 69 vs. Chicago, 2014 EF
 69 vs. Minnesota, 2012 Finals
 66 vs. Detroit, 2008 ESF
 62 vs. Atlanta, 2011 EF
GAME
 35 at Detroit, 8/19/06
 30 at Phoenix, OT, 9/29/09
 29 at Connecticut, OT, 9/10/05

FEWEST PERSONAL FOULS

SEASON
 52 in 2002
 54 in 2010
 56 in 2006
SERIES
 34 vs. New York, 2005 ESF
 36 vs. Washington, 2014 ESF
 42 vs. Atlanta, 2013 EF
 42 vs. Chicago, 2013 ESF
 43 vs. Washington, 2009 ESF

GAME

12 vs. Atlanta, 10/2/12
 14 vs. Connecticut, 10/8/12
 14 vs. Atlanta, 9/28/12
 15, six times (most recent at Minnesota, 10/17/12)

MOST DISQUALIFICATIONS

SEASON
 2 in 2009, 2006, 2005
SERIES
 2 vs. Phoenix, 2009 Finals
 2 vs. Connecticut, 2005 EF
 2 vs. Detroit, 2006 ESF
GAME
 2 vs. Connecticut (Tamika Catchings, Deanna Jackson), OT, 9/10/05
 2 vs. Detroit (Ebony Hoffman, Tamika Whitmore), 8/19/06

MOST TURNOVERS

SEASON
 150 in 2009
 146 in 2012
 104 in 2011
 78 in 2007

SERIES

61 vs. Phoenix, 2009 Finals
 59 vs. Atlanta, 2012 ESF
 57 vs. Atlanta, 2011 EF
 56 vs. Minnesota, 2012 Finals
GAME
 23 at Connecticut, 3OT, 8/23/07
 22 at Minnesota, 10/17/12
 21, three times (most recent vs. Detroit, 9/26/09)

FEWEST TURNOVERS

SEASON
 32 in 2006
 36 in 2005
SERIES
 15 vs. New York, 2005 ESF
 20 vs. Washington, 2014 ESF
 21 vs. Connecticut, 2005 EF
 24 vs. Chicago, 2013 ESF
 28 vs. Detroit, 2007 EF
GAME
 6 vs. Chicago, 8/30/14
 6 at New York, 8/30/05
 7 vs. Connecticut, 10/8/12
 7 vs. Detroit, 8/31/07
 8 at Connecticut, 10/5/12
 8 vs. Minnesota, 10/21/12



The Eastern Conference Champions in 2009, the Fever beat Detroit to end three straight years of playoff elimination by the Shock. The championship game at Bankers Life Fieldhouse wound up being the Shock's final game before moving its franchise to Tulsa. STANDING: Briann January, Tammy Sutton-Brown, Shay Murphy, Tamecka Dixon, Katie Douglas, Jessica Davenport, Ebony Hoffman, Christina Wirth and Jessica Moore. KNEELING: Tully Bevilacqua and Tamika Catchings.

During the 2012 playoffs, Indiana consistently challenged franchise records for fewest fouls and turnovers.

FEVER INDIVIDUAL PLAYOFFS RECORDS

GAME

- 6 Tammy Sutton-Brown vs. Detroit, 8/31/07
- 4 Tamika Catchings vs. Minnesota, 10/14/12
- 4 Tamika Catchings vs. Atlanta, 10/2/12
- 4 Tangelia Smith vs. Atlanta, 9/22/11
- 4 Tamika Catchings vs. Washington, OT, 9/19/09
- 4 Tammy Sutton-Brown vs. Washington, OT, 9/19/09

PERSONAL FOULS

CAREER

- 162 Tamika Catchings, 2002 to present
- 86 Tammy Sutton-Brown, 2007-12
- 85 Briann January, 2009 to present
- 74 Tully Bevilaqua, 2005-10
- 73 Shavonte Zellous, 2010 to present
- 72 Ebony Hoffman, 2005-10
- 57 Erlana Larkins, 2012 to present
- 47 Katie Douglas, 2008-13
- 41 Erin Phillips, 2011-13
- 36 Jessica Davenport, 2009-13

SEASON

- 38 Ebony Hoffman, 2009
- 34 Tamika Catchings, 2009
- 32 Briann January, 2012
- 30 Tammy Sutton-Brown, 2009
- 29 Tamika Catchings, 2012
- 27 Shavonte Zellous, 2012
- 26 Erin Phillips, 2012
- 25 Tully Bevilaqua, 2009
- 24 Jessica Moore, 2009
- 23 Briann January, 2009

SERIES (4 OR 5 GAMES)

- 22 Ebony Hoffman vs. Phoenix, 2009 Finals
- 18 Tamika Catchings vs. Phoenix, 2009 Finals
- 15 Jessica Moore vs. Phoenix, 2009 Finals

SERIES (2 OR 3 GAMES)

- 15 Erlana Larkins vs. Chicago, 2014 EF
- 13 Tammy Sutton-Brown vs. Detroit, 2007 EF
- 12 Briann January vs. Atlanta, 2012 ESF
- 12 Tamika Catchings vs. Detroit, 2008 ESF
- 12 Tammy Sutton-Brown vs. Detroit, 2008 ESF
- 12 Sheri Sam vs. Connecticut, 2007 ESF

SERIES (4 OR 5 GAMES)

- 14 Tamika Catchings vs. Phoenix, 2009 Finals
- 14 Tammy Sutton-Brown vs. Phoenix, 2009 Finals

SERIES (2 OR 3 GAMES)

- 14 Tamika Catchings vs. Detroit, 2009 EF
- 14 Olympia Scott vs. New York, 2002 ESF
- 14 Tamika Whitmore vs. Connecticut, 2007 ESF

GAME

- 8 Olympia Scott at New York, 8/20/02

TURNOVERS

CAREER

- 147 Tamika Catchings, 2002 to present
- 85 Briann January, 2009 to present
- 73 Shavonte Zellous, 2010 to present
- 71 Tammy Sutton-Brown, 2007-12
- 57 Erlana Larkins, 2012 to present
- 56 Katie Douglas, 2008-13
- 35 Tully Bevilaqua, 2005-10
- 31 Erin Phillips, 2011-13
- 29 Karima Christmas, 2012-14
- 29 Ebony Hoffman, 2005-10

SEASON

- 34 Tamika Catchings, 2009
- 30 Briann January, 2012
- 30 Tammy Sutton-Brown, 2009
- 27 Tamika Catchings, 2012
- 19 Katie Douglas, 2009
- 18 Erlana Larkins, 2012
- 18 Ebony Hoffman, 2009
- 18 Tamika Whitmore, 2007



Tamika Whitmore's 41 points for Indiana in a 98-83 playoff loss at Detroit, 8/19/06, was a WNBA Playoff record until 2010. Whitmore made 15-of-22 shots and added 10 rebounds in what was one of the greatest playoff performances in league history. Pacing the Fever while Tamika Catchings was lost for the second half due to a concussion, Whitmore scored 25 points in the second half, including 15 in the third quarter.



Shavonte Zellous' 30 points in Game 3 of the 2012 WNBA Finals matched the third-highest scoring output in Indiana playoff history. Zellous hit 10-of-17 shots in the game while staking the Fever to a stunning 37-point third-quarter advantage (70-33), which is the largest lead in Finals history. Zellous shot 18-of-18 from the FT line during the series and closed the 2012 campaign with 19 straight free throws made.



Erlana Larkins established a new Fever record with 109 rebounds during the 2012 playoffs season. She matched a league standard with nine offensive rebounds and grabbed 20 boards overall in Game 3 of the East Semis to match Tamika Catchings' mark which is second in league playoffs history. She twice registered 15 rebounds in the Finals which fell one shy of the single-game mark in a championship series.

When Indiana took a 70-33 lead over Minnesota in Game 3 of the 2012 WNBA Finals, it was the largest lead in Finals history.

FEVER TOP SCORING PERFORMANCES IN PLAYOFFS

PLAYER	FG-A	3FG-A	FT-A	TP	PLAYER	FG-A	3FG-A	FT-A	TP
Tamika Whitmore at Detroit, 8/19/06.....	15-25	1-4	4-4	41	Tamika Catchings vs. Washington, 8/21/14.....	4-15	0-1	14-14	22
Shavonte Zellous vs. Minnesota, 10/19/12.....	10-17	3-6	7-7	30	Tamika Catchings at Connecticut, 10/11/12.....	7-16	2-5	6-6	22
Katie Douglas at Phoenix, 9/29/09.....	12-21	4-7	2-2	30	Tammy Sutton-Brown at Phoenix, 10/9/09.....	8-13	0-0	6-9	22
Tamika Catchings at Detroit, 9/2/07.....	6-13	2-2	16-17	30	Tamika Catchings vs. Detroit, 8/31/07.....	5-15	2-8	10-13	22
Tamika Catchings vs. Connecticut, 8/27/07.....	6-13	2-2	16-17	30	Tamika Catchings at Atlanta, 9/26/13.....	6-12	2-3	7-10	21
Tamika Catchings vs. New York, 8/16/02.....	11-19	4-8	3-4	29	Tamika Catchings vs. Connecticut, 10/8/12.....	7-16	2-4	5-6	21
Tamika Catchings at Minnesota, 10/17/12.....	9-14	3-5	6-7	27	Katie Douglas vs. New York, 9/19/11.....	7-15	2-5	5-6	21
Katie Douglas at Connecticut, 10/5/12.....	11-19	5-10	0-0	27	Tamika Catchings at New York, 9/1/10.....	8-18	2-5	3-4	21
Ebony Hoffman at Phoenix, 9/29/09.....	12-14	2-2	1-1	27	Tamika Catchings at Connecticut, 9/10/05.....	8-18	1-2	4-4	21
Tamika Catchings at Detroit, 9/21/08.....	5-11	3-5	14-15	27	Shavonte Zellous at Chicago, 9/1/14.....	7-21	2-8	4-4	20
Tamika Catchings at Washington, 8/23/14.....	8-16	1-2	9-10	26	Shavonte Zellous at Chicago, 9/20/13.....	7-11	3-3	3-3	20
Anna DeForge vs. Connecticut, 8/25/07.....	8-11	2-3	8-8	26	Tamika Catchings at Minnesota, 10/14/12.....	6-20	2-10	6-6	20
Tamika Catchings vs. Minnesota, 10/21/12.....	7-16	2-5	9-9	25	Katie Douglas at New York, 9/17/11.....	7-16	3-10	3-3	20
Tamika Catchings at Atlanta, 9/30/12.....	6-17	3-7	10-12	25	Tammy Sutton-Brown at Detroit, 9/23/08.....	8-12	0-0	4-4	20
Katie Douglas at Atlanta, 9/25/11.....	8-15	5-6	4-4	25	Tamika Catchings at New York, 8/18/02.....	7-14	1-5	5-5	20
Tangela Smith vs. Atlanta, 9/22/11.....	9-15	5-7	2-2	25					
Katie Douglas vs. New York, 9/15/11.....	9-18	4-7	3-4	25					
Tamika Catchings vs. Atlanta, 9/29/13.....	6-13	3-6	9-10	24					
Katie Douglas vs. Connecticut, 10/8/12.....	9-19	1-6	5-6	24					
Katie Douglas vs. Atlanta, 10/2/12.....	9-19	3-6	3-3	24					
Briann January at Atlanta, 9/30/12.....	10-17	1-1	3-3	24					
Katie Douglas at New York, 9/1/10.....	8-13	3-6	5-5	24					
Tamika Catchings vs. Phoenix, 10/7/09.....	11-17	0-2	2-2	24					
Tamika Whitmore at Detroit, 9/2/07.....	9-22	4-7	2-3	24					
Tamika Whitmore vs. Connecticut, 8/27/07.....	9-22	4-7	2-3	24					

FEVER DOUBLE-DOUBLE PERFORMANCES IN PLAYOFFS

2014 (4)

Tamika Catchings at Chicago, 9/1/14 (16 points, 14 rebounds)
 Erlana Larkins at Chicago, 9/1/14 (15 points, 11 rebounds)
 Tamika Catchings at Washington, 8/23/14 (26 points, 11 rebounds)
 Tamika Catchings vs. Washington, 8/21/14 (22 points, 10 rebounds)

2013 (4)

Erlana Larkins at Atlanta, 9/26/13 (15 points, 12 rebounds)
 Tamika Catchings vs. Chicago, 9/22/13 (18 points, 12 rebounds)
 Erlana Larkins vs. Chicago, 9/22/13 (14 points, 11 rebounds)
 Erlana Larkins at Chicago, 9/20/13 (12 points, 11 rebounds)

2012 (7)

Erlana Larkins vs. Minnesota, 10/19/12 (10 points, 15 rebounds)
 Erlana Larkins at Minnesota, 10/14/12 (16 points, 15 rebounds)
 Tamika Catchings at Connecticut, 10/11/12 (22 points, 13 rebounds)
 Erlana Larkins vs. Atlanta, 10/2/12 (16 points, 20 rebounds)
 Tamika Catchings vs. Atlanta, 10/2/12 (16 points, 11 rebounds)
 Tamika Catchings at Atlanta, 9/30/12 (25 points, 13 rebounds)
 Tamika Catchings vs. Atlanta, 9/28/12 (10 points, 11 rebounds)

2011 (1)

Tamika Catchings vs. Atlanta, 9/22/11 (12 points, 13 rebounds)

2010 (1)

Tamika Catchings vs. New York, 8/29/10 (17 points, 13 rebounds)

2009 (3)

Tamika Catchings vs. Phoenix, 10/7/09 (24 points, 12 rebounds)
 Tamika Catchings vs. Phoenix, 10/4/09 (14 points, 12 rebounds)
 * Tamika Catchings at Phoenix, 10/1/09 (19 points, 11 assists)

2008 (2)

Tamika Catchings at Detroit, 9/21/08 (27 points, 10 rebounds)
 Ebony Hoffman at Detroit, 9/21/08 (15 points, 12 rebounds)

2007 (7)

Tammy Sutton-Brown at Detroit, 9/4/07 (17 points, 10 rebounds)
 Tamika Catchings at Detroit, 9/2/07 (30 points, 13 rebounds)
 Tamika Catchings vs. Detroit, 8/31/07 (22 points, 11 rebounds)
 Tamika Catchings vs. Connecticut, 8/27/07 (30 points, 13 rebounds)
 Tamika Catchings vs. Connecticut, 8/25/07 (15 points, 13 rebounds)
 Tamika Whitmore at Connecticut, 8/23/07 (24 points, 14 rebounds)
 Tamika Catchings at Connecticut, 8/23/07 (14 points, 20 rebounds)

2006 (1)

Tamika Whitmore at Detroit, 8/19/06 (41 points, 10 rebounds)

2005 (4)

Natalie Williams at Connecticut, 9/10/05 (17 points, 11 rebounds)
 Natalie Williams vs. New York, 9/1/05 (13 points, 10 rebounds)
 Tamika Catchings vs. New York, 9/1/05 (19 points, 12 rebounds)
 Tamika Catchings at New York, 8/30/05 (19 points, 12 rebounds)

2002 (2)

Tamika Catchings at New York, 8/18/02 (20 points, 14 rebounds)
 Tamika Catchings vs. New York, 8/16/02 (29 points, 11 rebounds)

* indicates double-double in points and assists

Tamika Catchings owns 23 of Indiana's 36 playoff double-doubles.

OPPONENT TOP SCORING PERFORMANCES IN PLAYOFFS

PLAYER	FG-A	3FG-A	FT-A	TP	PLAYER	FG-A	3FG-A	FT-A	TP
Iziane Castro Marques, at Atlanta, 9/25/11	13-22	2-5	2-4	30	Ivory Latta, vs. Washington, 8/21/14	8-15	6-11	0-0	22
Cappie Pondexter, at New York, 9/1/10	12-24	2-4	4-4	30	Lindsay Whalen, vs. Minnesota, 10/21/12	9-12	0-2	4-4	22
Deanna Nolan, at Detroit, 9/4/07	11-21	7-9	1-1	30	Angel McCoughtry, at Atlanta, 9/30/12	6-12	1-6	9-11	22
Cappie Pondexter, at New York, 8/26/10	9-23	5-10	5-6	28	Cappie Pondexter, vs. Phoenix, 10/7/09	7-15	1-5	7-8	22
Sylvia Fowles, at Chicago, 9/1/14	12-14	0-0	3-5	27	Diana Taurasi, at Phoenix, 9/29/09	5-17	3-8	9-11	22
Angel McCoughtry, vs. Atlanta, 9/29/13	10-21	1-3	6-6	27	Deanna Nolan, vs. Detroit, 9/19/08	8-11	4-6	2-2	22
Seimone Augustus, at Minnesota, 10/17/12	11-23	3-7	2-2	27	Asjha Jones, vs. Connecticut, 8/27/07	10-18	0-0	1-2	21
Angel McCoughtry, at Atlanta, 9/25/11	11-23	1-3	4-6	27	Lindsay Whalen, vs. Connecticut, 8/27/07	9-20	2-5	1-2	21
Katie Douglas, vs. Connecticut, 8/27/07	9-19	5-12	4-5	27	Deanna Nolan, at Detroit, 9/23/08	9-19	2-5	1-1	21
Angel McCoughtry, vs. Atlanta, 9/27/11	7-10	1-1	11-19	26	Sylvia Fowles, vs. Chicago, 8/30/14	6-12	0-0	8-10	20
Diana Taurasi, at Phoenix, 10/9/09	7-15	4-7	8-8	26	Kara Lawson, at Washington, 8/23/14	7-12	4-7	2-2	20
Nykesha Sales, at Connecticut, 8/23/07	8-17	3-6	6-8	25	Elena Delle Donne, at Chicago, 9/20/13	6-10	0-1	8-8	20
Allie Quigley, vs. Chicago, 9/3/14	7-9	4-6	6-6	24	Essence Carson, vs. New York, 8/29/10	9-19	2-3	0-0	20
Cappie Pondexter, vs. New York, 8/29/10	8-22	1-2	7-7	24	Diana Taurasi, at Phoenix, 10/1/09	7-22	2-10	4-5	20
Cappie Pondexter, at Phoenix, 10/9/09	11-20	2-4	0-0	24	Asjha Jones, at Connecticut, 8/23/07	9-22	1-1	1-1	20
Deanna Nolan, at Detroit, 9/2/07	8-18	4-5	4-4	24	Plenette Pierson, at Detroit, 8/19/06	6-11	0-0	8-13	20
Taj McWilliams-Franklin, vs. Connecticut, 9/8/05	7-14	1-1	9-9	24	Tari Phillips, at New York, 8/18/02	8-11	0-0	4-7	20
Tamika Whitmore, at New York, 8/18/02	10-12	1-1	3-4	24					
Tiffany Hayes, at Atlanta, 9/26/13	8-14	3-6	4-5	23					
Seimone Augustus, at Minnesota, 10/14/12	8-15	2-4	5-8	23					
Lindsey Harding, vs. Atlanta, 9/28/12	8-14	1-5	6-7	23					
Iziane Castro Marques, vs. Atlanta, 9/27/11	7-15	5-7	4-6	23					
Cappie Pondexter, vs. Phoenix, 10/4/09	11-22	1-2	0-0	23					
Cappie Pondexter, at Phoenix, 9/29/09	8-14	1-2	6-7	23					
Penny Taylor, at Phoenix, 9/29/09	7-10	2-3	7-8	23					
Cheryl Ford, at Detroit, 8/19/06	10-15	0-0	3-5	23					
Maya Moore, at Minnesota, 10/17/12	7-15	3-6	6-6	23					

OPPONENT DOUBLE-DOUBLE PERFORMANCES IN PLAYOFFS

2014 (1) Sylvia Fowles, vs. Chicago, 8/30/14 (20 points, 14 rebounds)	2007 (6) Plenette Pierson, vs. Detroit, 8/31/07 (19 points, 10 rebounds) Cheryl Ford, vs. Detroit, 8/31/07 (15 points, 11 rebounds) Lindsay Whalen, vs. Connecticut, 8/27/07 (21 points, 10 rebounds) *Lindsay Whalen, at Connecticut, 8/23/07 (13 points, 10 assists) Margo Dydek, at Connecticut, 8/23/07 (11 points, 11 rebounds) Asjha Jones, at Connecticut, 8/23/07 (20 points, 10 rebounds)
2013 (2) Sylvia Fowles, vs. Chicago, 9/22/13 (14 points, 14 rebounds) Sylvia Fowles, at Chicago, 9/20/13 (16 points, 10 rebounds)	2006 (2) Cheryl Ford, at Detroit, 8/19/06 (23 points, 10 rebounds) Cheryl Ford, vs. Detroit, 8/17/06 (11 points, 10 rebounds)
2012 (5) Maya Moore, at Minnesota, 10/14/12 (14 points, 10 rebounds) Rebekkah Brunson, at Minnesota, 10/14/12 (10 points, 10 rebounds) Tina Charles, at Connecticut, 10/11/12 (18 points, 10 rebounds) Asjha Jones, vs. Connecticut, 10/8/12 (17 points, 10 rebounds) Tina Charles, at Connecticut, 10/5/12 (18 points, 15 rebounds)	2005 (0) none
2011 (1) Sancho Lyttle, vs. Atlanta, 9/27/11 (10 points, 11 rebounds)	2002 (0) none
2010 (1) Taj McWilliams-Franklin, at New York, 8/26/10 (15 points, 10 rebounds)	* indicates double-double in points and assists
2009 (0) none	
2008 (0) none	

FRANCHISE HISTORY



Head Coach
Stephanie
White



Shavonte
Zellous

Erlana
Larkins

Briann
January

Tamika
Catchings



GREAT DATES IN FRANCHISE HISTORY

JUNE 7, 1999

Indianapolis, Miami, Portland and Seattle awarded WNBA expansion franchises to begin play in 2000.

JUNE 25, 1999

Sold 1,000th season ticket to Dorothy Mengerling, the mother of late-night talk show host David Letterman.

JULY 22, 1999

Hired Kelly Krauskopf as the team's first Chief Operating Officer. Krauskopf becomes the highest-ranking female front office executive at any of the city's professional sports franchises.

JULY 30, 1999

Sold 2,000th season ticket to Indianapolis 500 veteran racecar driver Lyn St. James. "When the WNBA was initially launched in 1997, I was actually surprised that Indianapolis, with its tremendous basketball tradition and the support that surrounds basketball here, was not one of the cities on the list," St. James said. "I am certainly pleased to see that Indianapolis has now been awarded a franchise, and I am confident that the team will be embraced by the loyal basketball fans in Indiana."

AUGUST 13, 1999

Sold 3,000th season ticket to San Diego Padres' All-Star outfielder Tony Gwynn, just days after he became the 22nd player in Major League Baseball history to reach the 3,000-hit plateau. "I was glad to hear that Indiana was awarded a franchise," Gwynn said, who has a home in Indianapolis. "I have seen first hand how kids look up to professional athletes. My wife and I are looking forward to the opportunity for our kids to watch these WNBA players, who are not only great athletes, but great role models."

AUGUST 17, 1999

Named Nell Fortner as the team's first head coach and general manager. Already committed to the U.S. women's national team through the 2000 Olympic Games, Fortner is scheduled to join the team in 2001, following her Olympic commitment.

AUGUST 27, 1999

Sold 4,500th season ticket to Grammy Award-winning recording artist and Anderson, Ind., native Sandi Patty.

"I have come to love and respect women's sports, and I think this is a wonderful opportunity for Indianapolis and the state of Indiana," Patty said. The team also announces its 2000 individual game ticket prices at a press conference at Market Square Arena. The average ticket price to attend a WNBA game at Bankers Life Fieldhouse will be \$13, with prices ranging from \$5 to \$85.

SEPTEMBER 23, 1999

Sold 5,000th season ticket to Indiana Pacers Head Coach Larry Bird. "I think Indiana's WNBA franchise will be a huge success, and I'm happy to be a part of helping to ensure that success," Bird said. "Indiana fans love their basketball and I think they will embrace the WNBA team and the high quality of play it will bring to Indiana," Bird said.

OCTOBER 1, 1999

Sold 5,500th season ticket to former U.S. Senator Birch Bayh, enabling the franchise to meet the league's minimum goal two weeks ahead of schedule. Said Bayh, "I have long believed that both our daughters and our sons need to experience the benefits that come with participating in sporting activities." Bayh introduced the 1972 Title IX law, which provided equal opportunities for female participation in athletics.

OCTOBER 12, 1999

WNBA President Val Ackerman visits Indianapolis as the guest speaker at a WNBA corporate luncheon. Ackerman speaks to 220 corporate representatives at The Columbia Club on Monument Circle.

OCTOBER 20, 1999

Named Hall-of-Famer Anne Donovan as the team's head coach for the 2000 season. Donovan will coach the team in the absence of Fortner and become the team's lead assistant coach upon Fortner's return.

NOVEMBER 15, 1999

Awarded the first pick in the 2000 WNBA Expansion Draft in a random drawing at the WNBA League Meetings when the team's designated ping-pong ball was the first out of the selection receptacle.

DECEMBER 15, 1999

Selected Gordana Grubin (Los Angeles) with the first

pick, Sandy Brondello (Detroit) with the eighth pick, Nyree Roberts (Washington) with the ninth pick, Kara Wolters (Houston) with the 16th pick, Rita Williams (Washington) with the 17th pick and Chantel Tremiere (Utah) with the 24th pick in the 2000 WNBA Expansion Draft. Acquired Stephanie White from Miami, in exchange for Sandy Brondello and a first-round pick in the 2000 WNBA Draft. Acquired Monica Maxwell from Washington, in exchange for selecting Nyree Roberts and a fourth-round pick in the 2000 WNBA Draft.

DECEMBER 17, 1999

Unveiled team name and logo before 300 in attendance at the Arts Garden in Circle Centre Mall. Pacers Sports & Entertainment President Donnie Walsh, Fever Chief Operating Officer Kelly Krauskopf, Head Coach Anne Donovan, Indianapolis Mayor Stephen Goldsmith and Stephanie White speak at the unveiling.

APRIL 28, 2000

Chris Denari was named the team's first radio and television play-by-play announcer.

APRIL 29, 2000

Conducted local tryouts at Butler University's Hinkle Fieldhouse, with over 200 women competing with hopes of landing a spot on the 11-player Fever roster. After two days of basketball, one player, Texlin Quinney from Buffalo, N.Y., made the final cut and found herself on the Fever's opening day roster.

MAY 1, 2000

Members of the media get their first glimpse of the new WNBA franchise on the club's first media day. The team opens training camp and holds its first practice on Emmis Court in Bankers Life Fieldhouse. Karen Wilkins, Shantel Hardison, Monick Foote, Stacey Lovelace, Kasha Artis, Donna Harrington, Alicia Thompson and Texlin Quinney are assigned to the Fever by the WNBA.

MAY 10, 2000

Conducted first public practice on the main court of Bankers Life Fieldhouse. Following the 40-minute practice session, fans remained to watch the Indiana Pacers at Philadelphia 76ers in Game 3 of the NBA Eastern Conference Semifinals. The game was broadcast live on the Bankers Life Fieldhouse scoreboard.



Unveiling the Fever name and logo in December 1999 were Pacers General Manager David Morway, Pacers President Donnie Walsh, Fever Chief Operating Officer Kelly Krauskopf, the team's first trade acquisition Stephanie White and its first coach, Anne Donovan.



Opening tip in the Fever's first home game on June 3, 2000. After winning its first game two nights earlier in Miami, 57-54, Indiana fell to Orlando, 88-82, at Bankers Life Fieldhouse.

The Fever's home opener in its 10th anniversary season (2009) was exactly 10 years to the day after the franchise was founded.

GREAT DATES IN FRANCHISE HISTORY

MAY 20, 2000

The first preseason game featured a Purdue University reunion at Mackey Arena, as the Fever hosted the Orlando Miracle at West Lafayette. Orlando was coached by Carolyn Peck, who had been the head coach of the 1999 national champion Purdue women's team that included Fever player Stephanie White.

MAY 26, 2000

Concluded a four-game preseason schedule with a win at Orlando. Indiana finishes the preseason with a 1-3 mark after dropping its first three games - two to Sacramento and one to Orlando.

MAY 28, 2000

The Fever's inaugural season opening-day roster: Usha Gilmore, Donna Harrington, Monica Maxwell, Stephanie White, Texlin Quinney, Jurgita Streimikyte, Alicia Thompson, Chantel Tremitiere, Beverly Williams, Rita Williams and Kara Wolters.

JUNE 1, 2000

First regular season game in franchise history takes place at Miami, televised nationally on Lifetime Television for Women. The Fever trailed most of the game until a Rita Williams' 3-pt FG with 2:48 remaining gives the franchise its first lead and its first victory, 57-54.

JUNE 3, 2000

Orlando visits Indianapolis for the first WNBA regular season game ever played at Bankers Life Fieldhouse. Indiana relinquishes a nine-point halftime lead, and Orlando wins the game, 88-82.

JUNE 5, 2000

Indiana beat Miami for the second time in three games to open its inaugural season, recording its first win at Bankers Life Fieldhouse, 80-59.

JULY 24, 2000

Charlotte defeats Indiana 82-78 in the first overtime game in franchise history.

AUGUST 9, 2000

First WNBA season concludes with a 67-51 win over Charlotte as 11,701 fans visit Bankers Life Fieldhouse on Fan Appreciation Night.

APRIL 20, 2001

With the first of five draft selections, Indiana selects Tamika Catchings with the No. 3 pick in the 2001 WNBA Draft.

JUNE 1, 2002

After missing all of the 2001 season due to a college injury, Tamika Catchings makes her pro debut in a 79-62 opening win over the Shock.

JUNE 8, 2002

In the fifth game of her pro career, Catchings nets a then-franchise-record 32 points in a win over the Liberty.

JULY 3, 2002

Rookie sensation Tamika Catchings set a Fever record with 6-of-6 shooting from beyond the 3-point arc during an overtime loss at Orlando.

JULY 20, 2002

Indiana finished the season 9-4 after its July 20 trade to bring point guard Coquese Washington from the Houston Comets. With Washington in the starting lineup, Indiana went 7-3 down the stretch, including wins in six of its final seven regular season games.

JULY 26, 2002

En route to a WNBA record 94 steals for the season, Catchings tied a league record with nine steals during a 73-63 home win over Minnesota.

AUGUST 7, 2002

Indiana notched what was a franchise-record fourth straight win in a 70-63 victory over Orlando to keep the Fever in playoff contention. Tamika Catchings matched her season high and franchise record with 32 points.

AUGUST 13, 2002

Clinched the first playoff berth in franchise history with a 60-56 win at Cleveland on the final day of the regular season.

AUGUST 16, 2002

Defeated New York, 73-55, in Game 1 of the First Round of the 2002 WNBA Playoffs - the first playoff game in Fever history. Tamika Catchings scores 29 points at Bankers Life Fieldhouse. Catchings was honored as the WNBA's Rookie of the Year in a pregame ceremony.

AUGUST 18, 2002

Lost to New York, 84-65, in Game 2 of the first-round series of the 2002 WNBA Playoffs. It was the first road playoff game in franchise history. New York's victory tied the series, 1-1.

AUGUST 20, 2002

Lost the decisive Game 3 of the first-round series of the 2002 WNBA Playoffs at New York, 75-60. New York won the series, 2-1.

MAY 29, 2003

Sold franchise-record 18,345 tickets for the home opener against the Washington Mystics. Indiana won 71-60 before a national TV audience on ABC-TV and the first sellout in franchise history.

JUNE 26, 2003

Defeated Connecticut, 94-90, in the first double-overtime game in franchise history. Indiana defeated the Sun during the Fever's first visit to Mohegan Sun Arena and registered a single-game scoring record.

JULY 10, 2003

Defeated New York, 76-69, to stay undefeated (8-0) at home and extend home court win streak to a franchise-record 13 games dating to 2002.

JULY 23, 2003

Defeated San Antonio, 81-47, at Bankers Life Fieldhouse to record what was the largest margin of victory, 34 points, in franchise history.

SEPTEMBER 26, 2003

Nell Fortner resigned as head coach and general manager. Kelly Krauskopf assumed general manager duties.

DECEMBER 3, 2003

Participating in the WNBA Draft Lottery, Indiana improved its draft position in the 2004 WNBA Draft by moving from the No. 5 selection to the No. 3 pick.

DECEMBER 11, 2003

Named Brian Winters as head coach.

JUNE 25, 2004

Defeated the Los Angeles Sparks for the first time in franchise history, posting a 71-67 win at Bankers Life Fieldhouse.

JULY 14, 2004

Kelly Miller scored 18 points to lead the Fever to a 70-62 win against the Houston Comets. The win was Indiana's first against the Houston franchise.

JULY 16, 2004

Claimed first place in the Eastern Conference for the first time in franchise history after an 85-73 victory over Detroit.

SEPTEMBER 4, 2004

Routed Washington, Minnesota and Washington again by a combined 52 points - the largest three-game victory margin in franchise history - to claim a share of the Eastern Conference lead.

SEPTEMBER 19, 2004

Fell to Eastern Conference champion Connecticut, losing a fourth straight game to finish the season with a 15-19 record. Tamika Catchings scored a season-high 30 points, including 21 in the second half.

SEPTEMBER 27, 2004

Kelly Miller and Connecticut's Wendy Palmer named co-recipients of the WNBA's Most Improved Player Award.

OCTOBER 8, 2004

Tamika Catchings received All-WNBA honors for a third consecutive season. Catchings was named to the All-WNBA Second Team.

DECEMBER 1, 2004

Moved to the No. 2 pick of the 2005 WNBA Draft after entering the WNBA Draft Lottery in the No. 3 position, marking the second consecutive year the team moved up in the draft lottery.



On April 20, 2001, Tamika Catchings posed with WNBA President Val Ackerman after the Tennessee forward was selected by Indiana with the No. 3 pick in the WNBA Draft.

Catchings led the Fever in points, rebounds, assists, steals and blocks as a rookie in 2002.

GREAT DATES IN FRANCHISE HISTORY

APRIL 21, 2005

Announced retirement of Stephanie White. White was the lone remaining player from the Fever's inaugural season roster.

JUNE 4, 2005

Kelly Miller's 3-point play with 0.9 seconds remaining lifted the Fever past New York, 62-59, in one of the most dramatic finishes in franchise history. Miller's running right-hander through the lane broke a tie as Indiana stayed unbeaten at home (4-0).

JUNE 20, 2005

Tamika Catchings earned her sixth WNBA Player of the Week award. After scoring 20 points with a career-high 16 rebounds, plus eight assists and six steals against Detroit, her steal helped secure a win against Charlotte one night later. She scored 12 points with four assists and four rebounds against the Sting, and in a loss to Washington, she scored 20 points with 15 rebounds.

JULY 9, 2005

The leading vote-getter in the Eastern Conference, Tamika Catchings started her third WNBA All-Star Game and finished with 18 points, six rebounds, two assists and two steals.

JULY 18, 2005

For the second time in 2005, Tamika Catchings was named the WNBA's Player of the Week. In leading the Fever to three straight wins, she posted 18 points, nine rebounds and eight steals in a win over rival Connecticut. Two nights later, she posted her third double-double of the season with 20 points and 14 boards against Detroit. She capped the week with 21 points, four rebounds and four assists – and helped preserve a 59-58 road win at Detroit.

AUGUST 14, 2005

Broke the previous franchise record for wins in a season after a 62-56 victory at Phoenix. It was the Fever's 17th win in 2005.

AUGUST 18, 2005

Defeated Washington, 67-57, to secure a playoff berth for the second time in franchise history.

AUGUST 22, 2005

For the third time in 2005 and the eighth time in her career, Tamika Catchings earned the WNBA's Player of the Week award. She shot 9-of-11 with 23 points in a win over Washington and followed with 18 points and 16 rebounds in a win over Charlotte.

AUGUST 23, 2005

In a preview to the Eastern Conference Finals, the Fever won their fourth straight game and secured the No. 2 seed in the WNBA Playoffs while defeating Connecticut on the road, 69-63. The win put Indiana eight games above .500 for the first time in its history.

AUGUST 30, 2005

Defeated New York, 63-51, in Madison Square Garden in Game 1 of the First Round of the 2005 WNBA Playoffs, for the first road playoff victory in franchise history.

SEPTEMBER 1, 2005

Defeated New York, 58-50, in Bankers Life Fieldhouse to sweep the first-round playoff series, 2-0, and advance to the Eastern Conference Finals for the first time in franchise history. Tamika Catchings and Natalie Williams both had double-doubles. Catchings honored as the WNBA's Defensive Player of the Year and named to the WNBA's All-Defense First Team, along with Tully Bevilacqua.

SEPTEMBER 8, 2005

Lost to Connecticut, 73-68, in Bankers Life Fieldhouse in Game 1 of the Eastern Conference Finals. Sun take the series lead 1-0.

SEPTEMBER 10, 2005

Indiana lost Game 2 of the Eastern Conference Finals at Connecticut, 77-67. Natalie Williams capped her pro career with 11 rebounds with a season-high 17 points.

JULY 12, 2006

Tamika Catchings was the WNBA's leading vote-getter for the WNBA All-Star Game, but was held from participation because of injury. Teammate Tamika Whitmore attended her first All-Star Game, scoring nine points in an East victory.

JULY 29, 2006

Despite a home loss to Washington, the Fever clinched their third playoff berth, and its second in two seasons. With eight games and two weeks remaining in the regular season, it was the earliest that Indiana had ever clinched a playoff spot.

AUGUST 11, 2006

Anna DeForge scored 20 points to pace the Fever in an 87-68 win at Connecticut, matching the club record with its 21st victory of the season. At 21-12, it also marked the first time in franchise history that the club moved nine games over .500.

AUGUST 17, 2006

Tamika Catchings named WNBA Defensive Player of the Year for a second straight season. She joined Tully Bevilacqua on the WNBA All-Defense First Team.

AUGUST 19, 2006

Tamika Whitmore posted one of the most memorable games in WNBA Playoff history by scoring a record 41 points in a Game 2 loss at Detroit. Whitmore had 16 points by halftime, added 15 points in the third and 10 in the fourth quarter as the Fever fell short in a 98-83 decision to close the first round of the playoffs. With Tamika Catchings injured much of the second half, Whitmore was virtually unstoppable. She finished 15-of-25 shooting and was 10-of-10 at the foul line. She also added a team-high 10 rebounds.

JULY 15, 2007

Paced by starters Anna DeForge and Tamika Catchings and joined by Tammy Sutton-Brown, the Fever were represented by three players in the WNBA All-Star Game – the most in its history. DeForge's jumper with 39 seconds remaining iced the East's win. Catchings finished with 15 points and 11 rebounds.

JULY 18, 2007

A 75-74 home defeat of the Chicago Sky moved the Fever to 16-4 overall to cap what was then a franchise-record six-game win streak and give Indiana the best record in the WNBA. The Fever's afternoon crowd of 10,542 was their best daytime crowd in history.



After announcing her retirement as a player, Stephanie White was honored on Stephanie White Night, June 10, 2005. Presenting the Hoosier legend with a framed jersey were her high school coach, Tom Polf; a former college coach and then-Fever coach Lin Dunn; and Fever GM Kelly Krauskopf.



Three Fever stars were selected to the 2007 WNBA All-Star Game. Tammy Sutton-Brown posed with Anna DeForge and Tamika Catchings at an Inspiring Women banquet the night before the game. Catchings and DeForge both were starters in the game. Catchings' 15 points and 11 rebounds represent the first of two double-doubles in her All-Star history.

When the Fever set the franchise record for wins in 2005, it was the first of three straight seasons with identical 21-13 records.

GREAT DATES IN FRANCHISE HISTORY

AUGUST 23, 2007

Connecticut beat Indiana 93-88, at Connecticut, in what was the first triple overtime game in WNBA Playoffs history. Indiana was led by Anna DeForge's 31 points and Tamika Catchings' 20 rebounds. It was Catchings' first game since July 20.

AUGUST 27, 2007

In a decisive Game 3 of a first-round playoff series with Connecticut, Indiana staged the largest comeback in WNBA Playoffs history to advance to the Eastern Conference Finals. Trailing by 22 in the second quarter, the Fever rallied and sent the game into overtime. Tamika Catchings led the assault with 30 points, 13 rebounds and six assists.

AUGUST 31, 2007

A home crowd of 9,623 witnessed a 75-65 playoff win over the Detroit Shock gave the Fever their first-ever lead in a conference finals series.

DECEMBER 12, 2007

Lin Dunn named the fourth head coach in Fever history.

FEBRUARY 19, 2008

Fever GM Kelly Krauskopf announced a blockbuster trade with the Connecticut Sun that brought Indianapolis native, Purdue All-American and 2006 All-Star Game MVP Katie Douglas back to her hometown.

MAY 27, 2008

With Katie Douglas scoring 23 points in a nationally televised game on ESPN2, the Fever handed conference rival Connecticut its largest home defeat in history, 75-46, at Mohegan Sun Arena. It was Douglas' first game against her former team.

MAY 29, 2008

Katie Douglas scored 20 points in a fourth straight game to begin her Fever career, while leading Indiana to an 82-78 double-overtime victory over Los Angeles. The teams combined for a league-record 27 blocked shots.

JUNE 15, 2008

After nine months of rehabilitation following a torn Achilles' tendon, Tamika Catchings made her 2008 debut during a home loss to San Antonio.

JUNE 24, 2008

Tamika Catchings became the first recipient of the Dawn Staley Leadership Award, recognizing the player who best exemplifies the characteristics of a leader in the community and reflects Staley's spirit, charitable efforts and love for the game.

JUNE 26, 2008

In what was the longest game in Fever history, Indiana fell 102-96 to the New York Liberty in three overtimes at Madison Square Garden. Ebony Hoffman scored a career-high 26 points.

JULY 10, 2008

The Fever conducted an outdoor practice with sunshine and 90-degree temperatures beating down upon the Fever's hardwood court, re-located to a parking lot one block south of Bankers Life Fieldhouse.

JULY 19, 2008

Indiana beat New York 71-55 in the Liberty Outdoor Classic, in what was the first regular season pro basketball game ever played outdoors. Under the lights and beneath a clear July sky at Arthur Ashe Stadium, Katie Douglas scored 20 points before 19,393 fans – the largest crowd ever to attend a Fever game.

AUGUST 23, 2008

Two Fever players captured medals in the 2008 Olympics in Beijing, China. Tamika Catchings captured a second Olympic gold medal as the United States beat Australia, 92-65. Tully Bevilaqua earned her first Olympic medal, a silver.

AUGUST 30, 2008

For the first time in Fever history, three players scored 20 points in the same game. Tamika Catchings had 23

points. Katie Douglas and Tammy Sutton-Brown each scored 21. Indiana downed Atlanta, 87-72.

SEPTEMBER 2, 2008

Indiana all but secured its fourth straight playoff berth by overcoming a halftime deficit and downing the Washington Mystics, 79-68, at the Verizon Center. Tamika Catchings finished with a season-high 26 points.

SEPTEMBER 14, 2008

Indiana set a team scoring record during a 103-89 win over Phoenix to end the regular season. Three players finished with at least 20 points: Tammy Sutton-Brown had 26, followed by 24 from Katie Douglas and 20 from Ebony Hoffman.

SEPTEMBER 19, 2008

Capping a season with averages of 10.4 points and 7.8 rebounds, Ebony Hoffman was named the WNBA's Most Improved Player. She finished fourth in the WNBA in rebounding and second in 3-point field goal percentage.

SEPTEMBER 21, 2008

Behind 27 points and 10 rebounds from Tamika Catchings, Indiana beat Detroit 89-82 to gain a 1-1 tie in its Eastern Conference Semifinal series.

JUNE 26, 2009

Katie Douglas scored a franchise-record 26 points in one half to almost single-handedly bring the Fever back from a 17-point deficit at New York. Indiana forced overtime on a last-second jumper by Tamika Catchings, and won 82-81 for its fifth straight win.

JULY 15, 2009

In front of 10,050 Kids Day fans for what was its largest regular season crowd of the year, Indiana defeated Chicago for its 10th consecutive victory, 84-74.

JULY 17, 2009

Behind 25 points from Katie Douglas, Indiana beat Atlanta 84-79 to record its 11th consecutive win. The lon-



Former Perry Meridian prep star and Purdue All-American Katie Douglas was introduced to media after a Feb. 19, 2008 trade brought the WNBA All-Star back to her hometown.



Over 19,000 fans watched the Fever beat the Liberty, 71-55, in the WNBA's first outdoor game on July 19, 2008. Conducted at Arthur Ashe Stadium within the USTA Billie Jean King National Tennis Center, the Liberty Outdoor Classic was played beneath a clear sky and represents the largest crowd ever to witness a Fever basketball game.

When Tamika Catchings (USA) and Tully Bevilaqua (Australia) met head-to-head in the 2008 Olympics, it produced gold and silver medals for Fever players.

GREAT DATES IN FRANCHISE HISTORY

gest streak in Fever history, it was the seventh-longest in league history.

JULY 25, 2009

With Fever coach Lin Dunn and her staff patrolling the East sidelines, Tamika Catchings and Katie Douglas represented the Fever in the 2009 WNBA All-Star Game. The West defeated the East, 130-118.

JULY 28, 2009

Katie Douglas scored a franchise-record 34 points in an 85-81 win over the Washington Mystics. Douglas made 15 of 16 free throws, shot 9 of 19 from the floor and added nine rebounds in the performance.

JULY 30, 2009

Matching the Fever's previous scoring record with 32 points in a 94-85 win over Connecticut, Katie Douglas became the first Indiana player ever to record consecutive games of 30+ points. She broke the franchise scoring mark two nights earlier.

AUGUST 15, 2009

As a part of a season-long 10th anniversary celebration, the franchise announced an all-decade team as chosen by its fans. Named to the team were Tully Bevilaqua, Tamika Catchings, Anna DeForge, Katie Douglas, Ebony Hoffman, Tammy Sutton-Brown, Stephanie White, Tan White, Tamika Whitmore and Natalie Williams.

AUGUST 27, 2009

The Fever got 20 points and eight rebounds from Tamika Catchings as the Fever downed San Antonio 77-66 to set a single-season franchise record with its 12th consecutive home win.

SEPTEMBER 16, 2009

On the day the WNBA playoffs began, the Fever was saddened by the passing of co-owner Melvin Simon. To honor his memory, the Fever wore a black memory band across the shoulder of its jerseys through the remainder of the WNBA Playoffs.

SEPTEMBER 19, 2009

Tamika Catchings had 24 points and 16 rebounds as the Fever used overtime to beat the Washington Mystics, 91-74, and advance to the Eastern Conference Finals.

SEPTEMBER 26, 2009

In front of a capacity crowd courtesy of balcony seats purchased by Pacers president Larry Bird, the Fever beat the Shock 72-67 in Game 3 of the conference finals to claim its first Eastern Conference crown.

SEPTEMBER 29, 2009

In an historic Game 1 of WNBA Finals, Indiana fell 120-116 in overtime at Phoenix, in the highest-scoring game in WNBA history. Katie Douglas had four 3-pointers and 30 points to lead the Fever. Ebony Hoffman had 27 points and eight rebounds.

OCTOBER 1, 2009

Tamika Catchings' 19 points led five Fever players in double-figures as Indiana beat Phoenix, 93-84, in Game 2 of the WNBA Finals. It was the first Finals victory in Fever history.

OCTOBER 4, 2009

Fever hosted its first WNBA Finals game in Indianapolis as Indiana took a 2-1 series lead in front of another sellout crowd at Bankers Life Fieldhouse. Indiana won Game 3 of the Finals, 86-85.

OCTOBER 7, 2009

In front of a third straight sellout crowd at Bankers Life Fieldhouse, Indiana lost Game 4 of Finals, falling 90-77 to the Mercury.

OCTOBER 9, 2009

In a deciding fifth game of the WNBA Finals, Tamika Catchings brought the Fever within a basket, 88-86, with 1:00 to play, but Phoenix scored eight free throws down the stretch to seal the outcome, 94-86. Tammy Sutton-Brown led Indiana with 22 points.

JUNE 6, 2010

Indiana coasted to the largest victory margin in club history, blistering Minnesota by 38 points, 89-51 at Target Center.

JULY 10, 2010

Scoring 47 out of a possible 60 points, Katie Douglas captured the 3-point shooting contest at the WNBA "Stars at the Sun" all-star showcase.

JULY 14, 2010

On Kids Day, Indiana welcomed its largest crowd of the season (10,076) and one of three crowds eclipsing the 10,000 mark as the Fever showed an attendance increase for the fourth straight year.

JULY 18, 2010

Tamika Catchings scored nine of her 22 points in overtime to lift the Fever to an 84-81 victory at New York. Katie Douglas had 21 points and Ebony Hoffman added 15 to help the Fever move into first place in the Eastern Conference. Indiana overcame a career-high 40 points by Cappie Pondexter.

AUGUST 6, 2010

Tamika Catchings scored 30 points during a 95-93 win over Atlanta, pulling the Fever percentage points ahead of the Dream for first place in the East. Catchings hit game-winning free throws with 3.5 seconds remaining. Earlier in the game, she became the first player in WNBA history to score 4,500 points, grab 2,000 rebounds and hand out 1,000 assists. In the same game, Douglas hit the 500th 3-point field goal of her career to become the WNBA's first player with 500 3FGs and 500 assists.

AUGUST 8, 2010

Tamika Catchings scored 24 points and grabbed 10 rebounds to lead the Fever past Phoenix 104-82, putting Indiana atop the Eastern Conference with two weeks left in the regular season.

AUGUST 11, 2010

Indiana won 82-76 at Los Angeles to sweep two games with the Sparks for just the second time in franchise history.

AUGUST 13, 2010

Indiana scored a franchise-record 110 points while beating Phoenix 110-90 and clinching a playoff spot for the sixth consecutive season.

AUGUST 29, 2010

After dropping Game 1 of the Eastern Conference Semifinals in New York, the Fever responded with a 75-67 win at Bankers Life Fieldhouse.



The Fever's Jessica Moore (left) and Tamika Catchings (center) battle for a rebound against Phoenix in Game 1 of the WNBA Finals on Sept. 29, 2009. Phoenix won the game, 120-116 in overtime, in what was the highest-scoring game in league history.



Fever players celebrate as Indiana secures an 86-85 win over Phoenix to command a 2-1 lead in the WNBA Finals on Oct. 4, 2009. The victory put the Fever within one win of their first WNBA crown, but Phoenix rebounded to win Game 4 in Indy and a clinching Game 5 in Arizona.

Indiana began and ended 2008 with WNBA Eastern Conference Players of the Week -- Katie Douglas and Tammy Sutton-Brown.

GREAT DATES IN FRANCHISE HISTORY

SEPTEMBER 1, 2010

Katie Douglas scored 24 points and Tamika Catchings added 21, but it was not enough for the Fever to overcome Cappie Pondexter and the Liberty. Pondexter scored 30 points and New York claimed a 77-74 Game 3 victory to clinch the best-of-three playoff series.

OCTOBER 3, 2010

Tamika Catchings helped the United States to a gold medal victory at the FIBA World Championships conducted in the Czech Republic. Tully Bevilaqua earned a bronze medal with Australia.

JUNE 13, 2011

Katie Douglas was named the WNBA's Eastern Conference Player of the Week after opening the season with 21.0 points per game through the Fever's first three games. Her week was highlighted by a 27-point effort in a win at New York with a team-record six 3-pointers.

JUNE 14, 2011

Katie Douglas became the first player in WNBA history to record 500 career 3-pointers and 500 career steals. In a win over Tulsa, Douglas recorded 22 points with six 3-pointers, and added a steal to reach the milestone.

JULY 9, 2011

Tamika Catchings passed Ticha Penicheiro to become the WNBA's career steals leader with six thefts in a win over the Washington Mystics. Catchings tied a league record with five steals in the fourth quarter.

JULY 23, 2011

As part of 2011 All-Star festivities in San Antonio, celebrating the WNBA's 15th season, Tamika Catchings was named as one of the league's Top 15 Players of All-Time.

AUGUST 13, 2011

Matching her own career scoring high, Tamika Catchings scored 32 points in a win over the New York Liberty. She made a Fever-record 17 free throws and became the sixth player in WNBA history to reach the 5,000-point plateau.

SEPTEMBER 7, 2011

Katie Douglas scored 21 points to lead four double-figure scorers in an 87-69 win over the Washington Mystics, as Indiana clinched the top seed in the WNBA Eastern Conference playoffs for the second time in franchise history.

SEPTEMBER 15, 2011

Erin Phillips' 14-foot jumper with 1.5 seconds remaining lifted Indiana to a 74-72 playoff victory over New York at Bankers Life Fieldhouse. Katie Douglas finished with a game-high 25 points as the Fever took a 1-0 lead in the Eastern Conference Semifinals.

SEPTEMBER 19, 2011

Katie Douglas scored 21 points and Tamika Catchings added 17 to help Indiana past New York, 72-62, to advance past the Liberty, 2-1, into the Eastern Conference Finals.

SEPTEMBER 22, 2011

A four-time Defensive Player of the Year and a top-five vote-getter in MVP balloting in 8 of 9 previous seasons, Tamika Catchings was named the WNBA's Most Valuable Player for the first time in her career. Catchings accepted the award from WNBA President Laurel Richie in a news conference at Bankers Life Fieldhouse.

SEPTEMBER 22, 2011

Tangela Smith knocked down a Fever playoff record five 3-pointers while scoring a career high 25 points as Indiana beat Atlanta 82-74 in Game 1 of the Eastern Conference Finals. The win drew the Fever within one victory of a second trip to the WNBA Finals.

JUNE 21, 2012

The Fever celebrated the 40th anniversary of Title IX by welcoming the "Father of Title IX," former U.S. Senator Birch Bayh, and celebrity honoree Ann Meyers Drysdale, by unleashing a franchise-record 15 3-pointers as part of a 95-61 win over Connecticut. A WNBA-record eight different players made 3-pointers for the Fever.

JULY 7, 2012

Already the WNBA's all-time leader in free throws, Tamika Catchings used six FTs in an 88-86 overtime win over Chicago to become the first WNBA player to reach 1,500 in a career.

AUGUST 11, 2012

A tri-captain on the U.S. Olympic Women's Basketball Team, Tamika Catchings won her third Olympic gold medal as the USA defeated France, 86-50. Catchings started all eight games in the Olympic Tournament, averaging 6.1 points and 4.9 rebounds per game, and finishing second on the team with 13 steals.

AUGUST 23, 2012

Indiana trimmed a 13-point deficit to one before Briann January found Shavonte Zellous for a wide-open 3-pointer at the buzzer as the Fever won at Seattle, 68-66, for just the second time in history.

SEPTEMBER 1, 2012

Indiana won for the seventh time in eight games, beating Chicago 81-64 to clinch the club's eighth consecutive playoff berth. Briann January paced the Fever with 19 points and four assists as Indiana completed a 5-game sweep of the Sky in 2012.

SEPTEMBER 9, 2012

Katie Douglas scored a season-high 30 points during an 89-83 home win over Phoenix to become just the 10th player in league history to reach 5,000 career points.

SEPTEMBER 17, 2012

Indiana fell for the second time in three nights to defending champ Minnesota. The 86-79 loss to the Lynx in Minneapolis overshadowed a 19-point, 10-rebound double-double for Tamika Catchings which included three 3-pointers. Catchings joined teammate Katie Douglas as the only players in WNBA history to reach career milestones of 500 steals and 500 3-point field goals.



Tamika Catchings forces one of six steals in a July 9, 2011 win over Washington to become the WNBA's all-time leader in steals.



On Sept. 22, 2011, Catchings shares her WNBA MVP trophy with fans prior to the Fever's playoff game with the Atlanta Dream. WNBA President Laurel Richie presented the trophy at a news conference earlier in the day. It was Catchings' first MVP award.

On July 9, 2011, t took a league record five steals in the fourth quarter for Tamika Catchings to pass Ticha Penicheiro as the WNBA's career steals leader.

GREAT DATES IN FRANCHISE HISTORY

SEPTEMBER 19, 2012

In a 73-67 loss at Connecticut, Katie Douglas notched four 3-pointers to move past Tamika Catchings' club mark of 76 in a season, established in 2002. Douglas finished with 80, matching Becky Hammons for the league lead and joining Katie Smith and Diana Taurasi as the only players to reach 80 in a single year.

SEPTEMBER 28, 2012

Tamika Catchings was the recipient of an unprecedented fifth WNBA Defensive Player of the Year award. Joining her on the league's All-Defense Team was Briann January.

SEPTEMBER 30, 2012

Facing early elimination and watching its top scorers shoot just 2-14 before halftime, Indiana got 24 points and seven assists from Briann January to surprise Atlanta on the road, 103-88, in Game 2 of the Eastern Conference Semifinals. Tamika Catchings caught fire for 18 points in the fourth quarter to finish with 25 and Erlana Larkins, inserted into the starting lineup, finished with 16 points and seven rebounds.

OCTOBER 2, 2012

Katie Douglas scored a game-high 24 points while Erlana Larkins pulled down 20 rebounds to help Indiana to a 75-64 win over Atlanta and advance to the Eastern Conference Finals. Larkins' rebounding effort included a WNBA-record tying nine offensive rebounds. Her total was the second-best in WNBA Playoffs history, matching Tamika Catchings with an Indiana record.

OCTOBER 8, 2012

A frantic, last-second outlet pass from Tamika Catchings to Briann January resulted in a missed layup and buzzer-beating jump shot by Shavonte Zellous as Indiana once again staved off elimination, beating Connecticut 78-76 to force a decisive Game 3 in the East Finals. Katie Douglas finished with 24 points before a Bankers Life Fieldhouse playoff crowd of 9,225.

OCTOBER 11, 2012

The story of the game in the decisive game of the East Finals appeared to be the loss of Fever star Katie Douglas, who sustained a left ankle injury in the early moments of the first quarter. But the eventual story was

the resilient Fever's sharpshooting in the absence of their top scorer in the playoffs. Indiana made 10-of-16 3-point field goal attempts and ran past Connecticut on the road, 87-71, to advance to the WNBA Finals for the second time in four seasons.

OCTOBER 14, 2012

Facing the defending champs on the road, Indiana was a prohibitive underdog entering the WNBA Finals opener at Minnesota. Forty minutes later and on the strength of 20 points from Tamika Catchings and 15 rebounds by Erlana Larkins, the Fever beat the Lynx 76-70 to take a 1-0 lead in the WNBA Finals.

OCTOBER 19, 2012

As the WNBA Finals returned to Indianapolis, Pacers Sports & Entertainment and the Fever announced a marquee partnership with athletic retailer Finish Line. The Finish Line logo will appear on team jerseys beginning in the 2013 season.

OCTOBER 19, 2012

Before a sellout crowd of 18,165 at Bankers Life Fieldhouse, the Fever produced a 76-59 rout to take a 2-1 series lead over the Lynx. Shavonte Zellous led the Fever assault with a career-high 30 points as Indiana thoroughly blasted Minnesota – at one point leading 70-33, the largest lead (37) by any team in Finals history.

OCTOBER 21, 2012

The elusive championship that eluded the Fever through its first 12 seasons finally arrived in Indianapolis! Behind 25 points from Tamika Catchings and 13 rebounds from Erlana Larkins, Indiana turned back Minnesota, 87-78, to clinch the WNBA Finals series 3-1 and claim the first pro basketball title in Indianapolis since an ABA title by the Indiana Pacers in 1973. It was the first WNBA crown for every member of the Fever team and coaching staff. Catchings was named the Finals MVP.

OCTOBER 23, 2012

Indianapolis Mayor Greg Ballard declared the day as "Fever World Champions Day" as fans and Central Indiana residents were encouraged to join the Fever's championship celebration. After flocking through the streets of downtown Indianapolis, nearly 3,000 fans gathered in the Indiana University Health Entry Pavilion

to honor the WNBA Champions.

OCTOBER 30, 2012

The Fever's chief executive since the club's founding in 1999, Kelly Krauskopf was promoted to President and General Manager.

MAY 25, 2013

The defending WNBA champion was honored as Grand Marshal of the 2013 IPL 500 Festival Parade, just hours after a season-opening victory at San Antonio. Held on the eve of the Indianapolis 500 to celebrate the world's largest single-day sporting event, visitors from around the country lined the streets of Indianapolis for one of the nation's premier parades. The event was televised locally on WISH-TV and nationally on NBC Sports Network.

MAY 31, 2013

The defending champions welcomed a capacity crowd at Bankers Life Fieldhouse to open the 2013 home schedule and celebrate the 2012 crown. A WNBA championship banner was hung in the rafters while members of the team received championship rings. To commemorate the evening, every fan in attendance received a replica championship ring courtesy of Kroger.

JUNE 14, 2013

Hail to the Chief and the Champs! The Indiana Fever visited the White House to be honored by President Barack Obama for its 2012 WNBA championship.

JULY 9, 2013

Lin Dunn received a one-year contract extension through the 2014 season and assistant coach Stephanie White was elevated to associate head coach in 2014.

JULY 21, 2013

On her 34th birthday at Washington, Tamika Catchings overcame a bloodied nose to record her 84th double-double. She scored 23 points with 10 rebounds, adding six assists and three steals. A day later she was named the Eastern Conference Player of the Week.

JULY 23, 2013

While Lin Dunn and her coaching staff directing the East All-Stars at Mohegan Sun Arena, Fever guard Shavonte



Spontaneous eruption by Fever fans and players was matched only by dejection on the Connecticut bench as an unlikely Catchings-to-January-to-Zellous game-winning scramble sent the 2012 East Finals to a decisive Game 3 in Connecticut. Zellous' buzzer-beating jumper broke a 76-76 tie just moments after the Sun missed an apparent game-winning free throw.



The WNBA Champion Indiana Fever posed with fans during a Championship Celebration on Oct. 23, 2012. Lin Dunn paid a tribute to its fans, many of whom she proclaimed as the team's "founding fans," referring to longtime season ticket holders. Mayor Greg Ballard proclaimed the day as "Fever World Champions Day" in the City of Indianapolis.

Indiana was 4-0 in elimination games in the 2012 playoffs, turning back Atlanta and Connecticut before ousting Minnesota in the Finals.

GREAT DATES IN FRANCHISE HISTORY

Zellous made her first All-Star appearance. The West beat the East, 102-98, in the first All-Star Game ever led by two female coaches.

SEPTEMBER 2, 2013

With double-doubles in three of four games between Aug. 24 to Sept. 6, Tamika Catchings was named the East's player of the week. The award represented the 20th player of the week award of her career, the most by any WNBA player in history.

SEPTEMBER 4, 2013

Erlana Larkins matched a franchise record by pulling down 17 rebounds in an overtime loss at Atlanta.

SEPTEMBER 7, 2013

Indiana locked up its ninth consecutive playoff berth with a 69-60 win over the Connecticut Sun at Bankers Life Fieldhouse.

SEPTEMBER 20, 2013

Indiana placed five scorers in double figures, including 20 points from Shavonte Zellous as the Fever dismantled playoff favorite Chicago in Game 1 of the East Semifinals, 85-72, at Chicago.

SEPTEMBER 22, 2013

With Shavonte Zellous receiving the league's Most Improved Player Award in a pregame announcement, Indiana completed an opening round sweep of the Chicago Sky, 79-57 in Game 2 of the East Semis. Zellous finished with 10 points and Tamika Catchings and Erlana Larkins each contributed double-doubles as the Fever upset the East's top seed by a 35-point margin over two games.

APRIL 21, 2014

In conjunction with local TV partner WISH-TV, the Fever announced a new local package featuring six televised games locally on MyIndy-TV 23. Combining its existing regional agreement with FOX Sports Indiana, national games on ESPN2 and additional games aired on NBATV, the Fever had an unprecedented 20 out of 34 regular season games scheduled for live television in 2014.

MAY 9-11, 2014

The Fever took part in the first WNBA Preseason Tournament, conducted at ESPN Wide World of Sports Com-

plex at Walt Disney World near Orlando, Fla. The field included Indiana, Chicago, Minnesota and Phoenix.

MAY 16, 2014

Natasha Howard's rookie debut featured 16 points, 10 rebounds and six blocked shots in a 74-71 loss at Chicago. Howard joined Tamika Catchings as the only Fever rookies ever to debut with a double-double. Her blocked shots tied the franchise record and set a new rookie standard.

MAY 25, 2014

Erlana Larkins pulled down a franchise-record 22 rebounds in an 82-77 overtime win at Atlanta. Larkins matched a career-high with six steals, and had five points and five rebounds during the Fever's clinching overtime session.

JUNE 3, 2014

Briann January was named Eastern Conference Player of the Week after pacing the Fever to a pair of wins with 20 points in each game. It was January's first such honor.

JUNE 14, 2014

Lin Dunn helped celebrate the final year of her decorated career with induction into the Women's Basketball Hall of Fame in Nashville, Tenn.

JUNE 25, 2014

Indiana's 107-102 overtime loss to Tulsa was one of the highest scoring affairs in team history. It was the first time in the Fever's regular-season history that both teams eclipsed 100 points. It was the fourth-highest points total in Indiana history and featured a career scoring high for Shavonte Zellous. Her 33 points were one shy of the franchise scoring mark.

JULY 19, 2014

Fever stars Tamika Catchings and Briann January helped the East to a high-octane, 125-124 overtime win in the 2014 WNBA All-Star Game in Phoenix, Ariz. Catchings finished with 14 points, 13 rebounds, five steals and a game-winning layin with 6 seconds left in OT. January pitched in nine points and four assists while making her first All-Star appearance just miles from her college stomping grounds in Tempe.

JULY 21, 2014

Tamika Catchings netted her WNBA-record 21st East Player of the Week award following a pair of 25-point outings against Los Angeles and Chicago.

JULY 31, 2014

At Seattle, Tamika Catchings scored 16 points to move past Katie Smith as the third-leading scorer in WNBA history.

AUGUST 14, 2014

The Fever clinched a WNBA-record tying 10th consecutive playoff appearance with its 76-63 win over the New York Liberty. Briann January led Indiana with 16 points.

AUGUST 16, 2014

A pregame tribute to longtime head coach Lin Dunn highlighted Fan Appreciation Night as the Fever closed the regular season with a 71-67 win over Chicago. A hall of fame banner in Dunn's name was raised to the ceiling at Bankers Life Fieldhouse.

AUGUST 20, 2014

Tamika Catchings garnered East Player of the Month honors for the third time in her career.

AUGUST 23, 2014

Tamika Catchings scored 26 points to pace the Fever to an 81-76 overtime win over the Washington Mystics, advancing to the East Finals for the seventh time.

SEPTEMBER 3, 2014

Briann January was awarded the league's WNBA Cares Community Assist Award for August for her advocacy work surrounding breast health awareness and children's literacy.

SEPTEMBER 23, 2014

Former Fever player and assistant coach Stephanie White was officially introduced as the fifth head coach in club history.

APRIL 25, 2014

Tamika Catchings was the recipient of the Silver Medal Award while accepting induction into the Indiana Basketball Hall of Fame.



Hail to the Chief and the Champs! President Barack Obama welcomed the 2012 WNBA champions to the White House on Friday, June 14, 2013.



After seven years as head coach and 12 years with the organization overall, women's hoops pioneer Lin Dunn was honored Aug. 16, 2014 with a banner in the rafters. Following a career spanning parts of five decades, Dunn was inducted into numerous halls of fame, including the Women's Basketball Hall of Fame on June 14, 2014.

Despite several members with multiple Finals appearances, the 2012 title was the first for every Fever player, coach and executive.

2004 RECAP

2004 FINAL STATISTICS
REGULAR SEASON (15-19)

PLAYER	G	GS	MIN	FIELD GOALS			3-POINT FG			FREE THROWS			REBOUNDS					PF	DQ	STL	TO	BLK	PTS	AVG
				FG	FGA	PCT	FG	FGA	PCT	FT	FTA	PCT	OFF	DEF	TOT	AST								
Catchings	34	33	1149	180	468	.385	56	167	.335	152	178	.854	79	170	249	115	90	2	67	77	38	568	16.7	
Williams	34	34	956	133	293	.454	0	4	.000	83	119	.697	93	142	235	62	122	3	40	65	23	349	10.3	
Miller	34	34	1096	126	326	.387	46	112	.411	50	57	.877	28	80	108	106	81	3	37	74	5	348	10.2	
Schumacher	32	7	601	92	196	.469	5	13	.385	35	45	.778	36	68	104	25	67	0	10	52	31	224	7.0	
Jackson	34	32	804	92	251	.367	0	12	.000	52	73	.712	57	56	113	53	82	3	29	52	6	236	6.9	
Rasmussen	33	4	692	56	135	.415	10	27	.370	30	38	.789	41	72	113	47	51	0	21	35	14	152	4.6	
White	22	12	450	27	72	.375	13	39	.333	24	34	.706	8	20	28	52	30	0	24	30	5	91	4.1	
Brown	26	0	398	37	108	.343	20	56	.357	10	16	.625	10	24	34	41	31	0	7	31	1	104	4.0	
Ivey	15	1	179	11	37	.297	8	24	.333	4	6	.667	2	8	10	18	20	0	4	6	3	34	2.3	
Hoffman	30	13	334	26	83	.313	5	17	.294	3	4	.750	34	53	87	21	51	1	15	27	5	60	2.0	
Starbird	12	0	117	6	23	.261	3	10	.300	5	6	.833	6	3	9	11	7	0	6	9	0	20	1.7	
Ndiaye-Diatta	10	0	74	5	19	.263	0	0	---	2	4	.500	2	9	11	4	7	0	1	8	3	12	1.2	
FEVER	34		6850	791	2011	.393	166	481	.345	450	580	.776	396	705	1101	555	639	12	261	486	134	2198	64.6	
OPPONENTS	34		6850	804	1865	.431	121	352	.344	516	695	.742	281	688	969	514	603	1	268	466	162	2245	66.0	

2004 DAY-BY-DAY RESULTS

MAY

21	NEW YORK	W	69-67	8,002
23	WASHINGTON	L	67-68	6,465
28	at Charlotte	L	41-63	5,544

JUNE

1	at San Antonio	W	79-60	6,417
5	CHARLOTTE	W	70-57	7,396
9	DETROIT	L	79-83	6,665
11	at New York	W	72-68	10,510
12	at Detroit	L	68-72	8,772
16	SACRAMENTO	W	63-50	6,422
19	NEW YORK	W	70-65	7,179
22	CONNECTICUT	L	58-63	6,126
25	LOS ANGELES	W	71-67	8,273
26	at Charlotte	L	37-46	6,355
29	at Detroit	W	69-68	6,542

JULY

1	at Washington	L	64-69	14,956
3	PHOENIX	W	61-60	8,917
6	at Connecticut	L	77-79 OT	5,388
8	MINNESOTA	W	58-56	6,112
11	CONNECTICUT	L	61-65	6,748
14	HOUSTON	W	70-62	8,493
16	DETROIT	W	85-73	7,848
19	at Los Angeles	L	51-82	9,830
22	at Seattle	L	54-59	8,579
24	at Phoenix	L	56-71	8,966
25	at Sacramento	L	62-71	7,621
28	CHARLOTTE	L	53-63	7,171
31	at Houston	L	54-62	10,654

AUGUST

[No games during break for Olympics]

SEPTEMBER

1	at Washington	W	75-58	10,321
3	at Minnesota	W	69-61	13,560
4	WASHINGTON	W	69-42	9,165
10	SAN ANTONIO	L	65-82	8,380
13	SEATTLE	L	70-76	9,656
16	at New York ++	L	71-77 OT	5,945
19	at Connecticut	L	60-80	8,132

++ at Radio City Music Hall

Seven straight road losses in 2004 (July 1 to July 31) is a franchise record.

2003 RECAP

2003 FINAL STATISTICS

REGULAR SEASON (16-18)

PLAYER				FIELD GOALS			3-POINT FG			FREE THROWS			REBOUNDS					DQ	STL	TO	BLK	PTS	AVG
	G	GS	MIN	FG	FGA	PCT	FG	FGA	PCT	FT	FTA	PCT	OFF	DEF	TOT	AST	PF						
Catchings	34	34	1210	221	512	.432	74	191	.387	155	183	.847	82	190	272	114	122	2	72	102	35	671	19.7
Williams	34	34	1054	176	363	.485	0	1	.000	105	148	.709	109	146	255	46	138	2	43	70	21	457	13.4
White	28	10	577	60	173	.347	29	84	.345	45	48	.938	14	27	41	58	60	0	34	37	6	194	6.9
Rasmussen	33	25	814	94	200	.470	7	15	.467	31	39	.795	44	71	115	64	65	0	24	48	15	226	6.8
Brown	30	2	522	61	164	.372	36	100	.360	28	33	.848	11	30	41	31	30	0	21	36	4	186	6.2
Schumacher	34	1	480	81	169	.479	4	9	.444	23	27	.852	40	59	99	20	63	0	7	32	24	189	5.6
Ivey	27	21	651	45	116	.388	33	84	.393	12	17	.706	5	27	32	71	40	0	29	28	7	135	5.0
McCray	34	32	734	52	138	.377	7	32	.219	20	24	.833	18	33	51	49	67	1	37	44	2	131	3.9
Washington	20	10	348	19	67	.284	14	48	.292	11	13	.846	2	27	29	48	32	0	14	30	2	63	3.2
Pettis	31	0	148	15	52	.288	6	27	.222	13	17	.765	5	14	19	8	17	0	4	8	1	49	1.6
Aziz	7	0	44	4	14	.286	0	0	.000	2	4	.500	2	7	9	1	5	0	0	3	4	10	1.4
Henning	23	1	290	11	42	.262	0	9	.000	2	8	.250	2	23	25	29	28	0	14	13	0	24	1.0
FEVER	34		6875	839	2011	.417	210	600	.350	449	563	.798	334	654	988	539	668	5	299	474	121	2337	68.7
OPPONENTS	34		6875	837	1908	.439	157	421	.373	490	638	.768	309	677	986	570	631	4	227	512	170	2321	68.3

2003 DAY-BY-DAY RESULTS

MAY

29 at Charlotte L 57-66 5,008
 31 WASHINGTON W 71-60 18,345

JUNE

7 NEW YORK W 86-66 8,502
 10 at Seattle L 51-78 5,638
 12 at Los Angeles L 66-74 7,928
 14 at Sacramento W 79-67 6,982
 17 CHARLOTTE W 71-60 7,855
 20 CONNECTICUT W 84-74 8,383
 21 at Minnesota L 58-66 5,755
 24 at Detroit L 60-68 3,532
 26 at Connecticut W 94-90 2OT 4,112
 28 SEATTLE W 79-70 7,890
 29 at Cleveland L 53-66 7,304

JULY

2 PHOENIX W 79-68 6,195
 6 DETROIT W 85-54 6,765
 8 at Houston L 56-60 7,604
 10 NEW YORK W 76-69 7,192
 16 DETROIT L 68-70 7,232
 20 at New York L 65-73 12,936
 23 SAN ANTONIO W 81-47 6,243
 24 at Washington W 80-75 13,849
 26 MINNESOTA L 65-70 9,191
 29 at Washington W 92-91 OT 13,461

AUGUST

2 at Detroit L 58-72 10,335
 3 at Connecticut L 55-66 5,333
 7 HOUSTON L 55-68 7,020
 9 CLEVELAND L 62-66 7,162
 10 at Cleveland L 67-71 6,691
 12 WASHINGTON L 80-84 5,927
 16 CHARLOTTE W 69-63 7,240
 20 at Charlotte L 50-80 6,110
 22 at New York W 64-51 15,424
 23 CLEVELAND W 59-46 13,093
 25 CONNECTICUT L 62-72 7,543

Until a new single-game scoring mark vs. Phoenix in 2008, the club record for points was 94 in a 2OT win at Connecticut on June 26, 2003.

2001 RECAP

2001 FINAL STATISTICS

REGULAR SEASON (10-22)

PLAYER	G	GS	MIN	FIELD GOALS			3-POINT FG			FREE THROWS			REBOUNDS					PF	DQ	STL	TO	BLK	PTS	AVG
				FG	FGA	PCT	FG	FGA	PCT	FT	FTA	PCT	OFF	DEF	TOT	AST								
Williams	32	29	1042	115	293	.392	41	109	.376	109	130	.838	25	79	104	114	71	0	72	100	11	380	11.9	
Streimikyte	27	26	707	99	207	.472	0	9	.000	48	57	.842	45	94	139	52	81	2	37	52	19	246	9.1	
Scott	32	30	775	99	217	.456	0	2	.000	82	111	.739	52	109	161	40	108	1	22	72	12	280	8.8	
Thompson	22	7	381	76	174	.437	17	43	.395	17	23	.739	21	42	63	25	24	0	9	22	7	186	8.5	
Malcolm	31	23	705	90	212	.425	23	56	.411	56	62	.871	31	60	91	26	75	2	13	48	3	257	8.3	
Grubin	27	9	481	62	167	.371	17	58	.293	29	39	.744	18	31	49	33	30	0	7	34	0	170	6.3	
White	30	0	504	52	137	.380	23	57	.404	42	55	.764	13	42	55	58	50	0	26	38	14	169	5.6	
Braziel	23	0	341	50	115	.435	0	1	.000	27	35	.771	21	56	77	7	27	0	9	20	13	127	5.5	
Schumacher	28	5	380	46	93	.495	3	5	.600	17	20	.850	23	47	70	10	41	0	5	21	29	112	4.0	
Hall	13	0	123	14	34	.412	0	3	.000	8	14	.571	5	11	16	4	11	0	4	7	0	36	2.8	
Ivey	32	26	708	38	102	.373	25	70	.357	14	15	.933	16	39	55	70	51	0	33	35	5	115	3.6	
Maxwell	15	3	238	16	53	.302	7	31	.226	8	12	.667	12	26	38	14	19	0	5	22	3	47	3.1	
FEVER	32		6475	762	1822	.418	157	446	.352	472	591	.799	286	649	935	458	600	5	242	491	118	2153	67.3	
OPPONENTS	32		6475	853	1899	.449	131	367	.357	412	583	.707	306	660	966	585	616	6	256	466	140	2249	70.3	

2001 DAY-BY-DAY RESULTS

MAY

31 HOUSTON L 78-82 10,041

JUNE

2 at New York L 58-75 16,050

4 SEATTLE L 71-74 OT 7,021

5 at Miami L 61-63 6,462

9 at Cleveland L 76-86 6,284

12 at Minnesota W 65-60 6,351

16 MINNESOTA W 67-65 8,067

18 ORLANDO L 65-72 7,682

22 DETROIT W 77-56 7,116

23 at Detroit W 74-70 5,459

27 PORTLAND L 65-68 7,302

29 CHARLOTTE L 67-75 8,024

JULY

1 PHOENIX W 86-78 OT 7,459

6 at Houston L 64-79 10,513

8 NEW YORK L 56-58 8,364

9 at New York L 65-72 13,791

11 CLEVELAND L 58-76 7,025

13 ORLANDO W 74-60 8,770

14 at Charlotte L 58-71 6,066

18 UTAH L 57-61 7,347

20 WASHINGTON W 73-65 7,493

22 at Washington L 61-69 16,021

24 at Charlotte L 66-75 4,360

27 at Cleveland W 67-63 9,981

28 MIAMI L 63-69 10,871

AUGUST

1 WASHINGTON W 70-64 11,142

3 at Sacramento L 69-81 8,856

4 at Utah L 54-65 8,568

6 at Los Angeles L 66-81 8,166

10 at Miami L 67-72 OT 9,013

12 DETROIT W 83-66 15,198

14 at Orlando L 72-78 8,570

2000 RECAP

2000 FINAL STATISTICS
REGULAR SEASON (9-23)

PLAYER	G	GS	MIN	FIELD GOALS			3-POINT FG			FREE THROWS			REBOUNDS					PF	DQ	STL	TO	BLK	PTS	AVG
				FG	FGA	PCT	FG	FGA	PCT	FT	FTA	PCT	OFF	DEF	TOT	AST								
Wolters	31	30	793	148	264	.561	0	0	---	74	100	.740	46	118	164	39	99	2	12	73	49	370	11.9	
Williams	32	29	1014	112	274	.409	49	131	.374	79	108	.731	22	73	95	101	69	1	76	69	3	352	11.0	
Maxwell	32	32	1029	110	285	.386	62	156	.397	50	58	.862	40	120	160	63	92	0	49	64	16	332	10.4	
Thompson	31	26	792	131	255	.514	18	40	.450	30	42	.714	48	109	157	41	85	4	24	53	4	310	10.0	
Grubin	29	20	720	90	239	.377	28	91	.308	31	40	.775	20	56	76	63	47	0	31	60	0	239	8.2	
White	32	12	635	66	166	.398	27	70	.386	71	86	.826	14	46	60	57	49	0	31	47	6	230	7.2	
McCulley	29	2	456	63	153	.412	3	17	.176	46	63	.730	45	37	82	19	63	1	16	37	22	175	6.0	
Streimikyte	27	6	424	46	117	.393	2	6	.333	27	35	.771	25	46	71	44	67	1	16	32	23	121	4.5	
Tremittiere	25	3	318	18	51	.353	4	9	.444	10	16	.625	6	25	31	51	30	0	10	30	1	50	2.0	
Gaither	6	0	24	3	8	.375	0	0	---	0	0	---	1	2	3	1	2	0	0	1	1	6	1.0	
Quinney	17	0	118	6	14	.429	0	0	---	3	5	.600	11	5	16	15	12	0	4	10	0	15	0.9	
Gilmore	4	0	21	1	5	.200	0	1	.000	0	0	---	3	2	5	2	6	0	0	4	0	2	0.5	
FEVER	32		6425	796	1838	.433	193	521	.370	428	569	.752	285	647	932	501	642	9	271	518	126	2213	69.2	
OPPONENTS	32		6425	839	1868	.449	109	358	.304	503	669	.752	321	633	954	528	612	5	267	476	75	2290	71.6	

2000 DAY-BY-DAY RESULTS

JUNE

1	at Miami	W	57-54	11,212
3	ORLANDO	L	82-88	12,575
5	MIAMI	W	80-59	9,505
9	at Detroit	L	76-80	5,013
10	NEW YORK	L	62-70	11,009
12	CLEVELAND	L	70-83	9,006
17	at Orlando	W	79-54	7,300
18	at Detroit	L	74-111	5,108
21	SACRAMENTO	L	58-70	9,638
23	NEW YORK	L	60-69	13,178
24	at Houston	L	67-93	12,152
28	LOS ANGELES	L	73-82	11,697
30	at New York	L	70-72	11,953

JULY

1	MIAMI	L	52-54	9,949
3	PORTLAND	L	64-68	12,060
6	at Orlando	L	60-72	7,081
8	PHOENIX	L	65-66	11,659
12	at Washington	W	81-58	11,953
14	SEATTLE	W	64-45	10,920
15	at Cleveland	L	55-79	9,736
20	at Washington	L	74-85	19,093
22	CHARLOTTE	W	80-59	12,671
24	at Charlotte	L	78-82 OT	5,055
26	at Phoenix	L	65-79	9,487
28	at Portland	W	73-58	8,072
29	at Utah	L	71-79	8,803

AUGUST

1	at Seattle	L	60-66	8,670
3	WASHINGTON	L	71-75	10,804
4	CLEVELAND	W	87-75	11,685
6	at Minnesota	L	75-80	8,644
7	DETROIT	L	63-74	12,213
9	CHARLOTTE	W	67-51	11,701

In a game pitting two expansion teams on Lifetime Television, Indiana defeated the Miami Sol in the first game for both franchises.

ALL-TIME ROSTER

Tamecka Dixon

#21

Height: 5-9 Weight: 148 Birthdate: December 14, 1975 College/Country: Kansas '96
Acquired: May 4, 2009, signed as free agent
Retired: February 18, 2010

YEAR	G-GS	MIN	FG-A	PCT	3FG-A	PCT	FT-A	PCT	OR	DR	TR	AVG	AST	PF-DQ	ST	TO	BLK	PTS	AVG
2009 IND	32-1	424	55-134	.410	4-10	.400	18-21	.857	10	41	51	1.6	37	45-0	12	27	3	132	4.1
PLAYOFF STATISTICS																			
2009 IND	10-0	62	9-26	.346	0-2	.000	3-5	.600	2	5	7	0.7	2	5-0	1	5	0	21	2.1

Katie Douglas

#23

Height: 6-0 Weight: 165 Birthdate: May 7, 1979 College/Country: Purdue '01
Acquired: February 19, 2008, from Connecticut, in exchange for Tamika Whitmore, a 2008 first-round draft pick (9th overall), and rights to Jessica Foley

YEAR	G-GS	MIN	FG-A	PCT	3FG-A	PCT	FT-A	PCT	OR	DR	TR	AVG	AST	PF-DQ	ST	TO	BLK	PTS	AVG
2008 IND	33-33	1134	170-458	.371	57-176	.324	119-149	.799	41	94	135	4.1	106	54-0	53	100	11	516	15.6
2009 IND	31-31	1003	188-459	.410	66-189	.349	105-122	.861	24	96	120	3.9	85	45-0	56	75	7	547	17.6
2010 IND	34-34	1014	170-379	.449	68-174	.391	59-71	.831	26	91	117	3.4	111	55-0	46	67	13	467	13.7
2011 IND	32-32	940	166-357	.465	66-150	.440	47-70	.671	31	95	126	3.9	91	48-0	41	65	8	445	13.9
2012 IND	32-32	990	184-445	.413	80-189	.423	81-96	.844	33	88	121	3.8	71	55-0	48	53	10	529	16.5
2013 IND	4-4	143	21-54	.389	7-27	.259	11-11	1.000	5	6	11	2.8	6	3-0	7	11	2	60	15.0
6 YEARS	166-166	5224	899-2152	.418	344-905	.380	422-519	.813	160	470	630	3.8	470	260-0	251	371	51	2564	15.4
PLAYOFF STATISTICS																			
2008 IND	3-3	93	7-22	.318	1-8	.125	7-10	.700	1	6	7	2.3	7	7-0	4	10	2	22	7.3
2009 IND	10-10	361	51-141	.362	18-58	.310	35-43	.814	14	21	35	3.5	40	14-0	14	19	6	155	15.5
2010 IND	3-3	95	11-24	.458	3-9	.333	10-12	.833	3	6	9	3.0	10	8-0	4	3	1	35	11.7
2011 IND	6-6	201	40-94	.426	17-39	.436	21-25	.840	12	18	30	5.0	16	11-0	5	13	1	118	19.7
2012 IND	7-6	172	35-77	.455	11-31	.355	12-16	.750	4	10	14	2.0	9	7-0	7	11	0	93	13.3
2013 IND	DID NOT DRESS, INJURED																		
6 YEARS	29-28	922	144-358	.402	50-145	.345	85-106	.802	34	61	95	3.4	82	47-0	34	56	10	423	15.1

Shyra Ely-Gash

#43

Height: 6-2 Weight: 182 Birthdate: August 9, 1983 College/Country: Tennessee '05
Acquired: February 4, 2011, signed as free agent
Acquired: February 14, 2012, signed as free agent (injured prior to training camp)
Acquired: February 13, 2013, signed as free agent (injured during training camp)

YEAR	G-GS	MIN	FG-A	PCT	3FG-A	PCT	FT-A	PCT	OR	DR	TR	AVG	AST	PF-DQ	ST	TO	BLK	PTS	AVG
2011 IND	33-0	355	39-109	.358	5-24	.208	20-29	.690	19	54	73	2.2	9	46-0	6	25	6	103	3.1
PLAYOFF STATISTICS																			
2011 IND	3-0	13	3-7	.429	1-1	1.000	0-0	.000	1	0	1	0.3	1	0-0	2	1	0	7	2.3

Allison Feaster

#21

Height: 5-11 Weight: 168 Birthdate: February 11, 1976 College/Country: Harvard '98
Acquired: March 20, 2008, signed as free agent
Waived: April 20, 2009

YEAR	G-GS	MIN	FG-A	PCT	3FG-A	PCT	FT-A	PCT	OR	DR	TR	AVG	AST	PF-DQ	ST	TO	BLK	PTS	AVG
2008 IND	33-0	301	30-89	.337	23-75	.307	2-2	1.000	9	14	23	0.7	26	23-0	5	14	3	85	2.6
PLAYOFF STATISTICS																			
2008 IND	2-0	8	1-2	.500	1-2	.500	0-0	.000	0	0	0	0.0	0	0-0	0	1	0	3	1.5

Linda Fröhlich

#13

Height: 6-2 Weight: 178 Birthdate: June 23, 1979 College/Country: UNLV '02
Acquired: February 11, 2006, signed as free agent
Waived: April 13, 2007

YEAR	G-GS	MIN	FG-A	PCT	3FG-A	PCT	FT-A	PCT	OR	DR	TR	AVG	AST	PF-DQ	ST	TO	BLK	PTS	AVG
2006 IND	20-0	169	26-68	.382	8-22	.364	6-8	.750	14	21	35	1.8	9	27-0	5	13	0	66	3.3
PLAYOFF STATISTICS																			
2006 IND	DID NOT PLAY																		

Katryna Gaither

#27

Height: 6-3 Weight: 170 Birthdate: August 13, 1975 College/Country: Notre Dame '97
Acquired: July 11, 2000, off waivers from Utah
Waived: May 27, 2001

YEAR	G-GS	MIN	FG-A	PCT	3FG-A	PCT	FT-A	PCT	OR	DR	TR	AVG	AST	PF-DQ	ST	TO	BLK	PTS	AVG
2000 IND	6-0	24	3-8	.375	0-0	.000	0-0	.000	1	2	3	0.5	1	2-0	0	1	1	6	1.0

Usha Gilmore

#33

Height: 6-0 Weight: 157 Birthdate: August 24, 1978 College/Country: Rutgers '00
Drafted: April 25, 2000, Third round (42nd overall), 2000 WNBA Draft
Waived: April 26, 2001

YEAR	G-GS	MIN	FG-A	PCT	3FG-A	PCT	FT-A	PCT	OR	DR	TR	AVG	AST	PF-DQ	ST	TO	BLK	PTS	AVG
2000 IND	4-0	21	1-5	.200	0-1	.000	0-0	.000	3	2	5	1.3	2	6-0	0	4	0	2	0.5

Katie Douglas led Indiana in points per game during each of her first two seasons after returning to her hometown.

ALL-TIME ROSTER

Sasha Goodlett #45																			
Height: 6-5 Weight: 239 Birthdate: August 9, 1990 College/Country: Georgia Tech '12																			
Drafted: April 16, 2012, First round (11th overall), 2012 WNBA Draft																			
Waived: August 27, 2013																			
YEAR	G-GS	MIN	FG-A	PCT	3FG-A	PCT	FT-A	PCT	OR	DR	TR	AVG	AST	PF-DQ	ST	TO	BLK	PTS	AVG
2012 IND	26-0	197	33-74	.446	0-0	.000	14-20	.700	18	23	41	1.6	6	17-0	8	9	7	80	3.1
2013 IND	25-1	187	19-53	.358	0-0	.000	6-7	.857	16	24	40	1.6	4	17-0	2	10	2	44	1.8
2 YEARS	51-1	384	52-127	.409	0-0	.000	20-27	.741	34	47	81	1.6	10	34-0	10	19	9	124	2.4
PLAYOFF STATISTICS																			
2012 IND	1-0	4	0-0	.000	0-0	.000	0-0	.000	0	0	0	0.0	0	1-0	0	0	0	0	0.0
Yolanda Griffith #33																			
Height: 6-4 Weight: 175 Birthdate: March 1, 1970 College/Country: Florida Atlantic '93																			
Acquired: February 19, 2009, signed as free agent																			
Retired: August 4, 2009																			
YEAR	G-GS	MIN	FG-A	PCT	3FG-A	PCT	FT-A	PCT	OR	DR	TR	AVG	AST	PF-DQ	ST	TO	BLK	PTS	AVG
2009 IND	3-0	41	6-12	.500	0-0	.000	7-9	.778	4	3	7	2.3	0	6-0	0	3	2	19	6.3
Gordana Grubin #10																			
Height: 5-7 Weight: 165 Birthdate: August 20, 1972 College/Country: Yugoslavia																			
Drafted: December 15, 1999, First round (1st overall), 2000 WNBA Expansion Draft																			
Traded: March 4, 2002, to Phoenix, in exchange for Bridget Pettis and a 2002 first-round draft pick																			
YEAR	G-GS	MIN	FG-A	PCT	3FG-A	PCT	FT-A	PCT	OR	DR	TR	AVG	AST	PF-DQ	ST	TO	BLK	PTS	AVG
2000 IND	29-20	720	90-239	.377	28-91	.308	31-40	.775	20	56	76	2.6	63	47-0	31	60	0	239	8.2
2001 IND	27-9	481	62-167	.371	17-58	.293	29-39	.744	18	31	49	1.8	33	30-0	7	34	0	170	6.3
2 YEARS	56-29	1201	152-406	.374	45-149	.302	60-79	.759	38	87	125	2.2	96	77-0	38	94	0	409	7.3
Vicki Hall #44																			
Height: 6-1 Weight: 180 Birthdate: October 3, 1969 College/Country: Texas '93																			
Acquired: July 13, 2001, off waivers from Cleveland																			
Waived: April 24, 2002																			
YEAR	G-GS	MIN	FG-A	PCT	3FG-A	PCT	FT-A	PCT	OR	DR	TR	AVG	AST	PF-DQ	ST	TO	BLK	PTS	AVG
2001 IND	13-0	123	14-34	.412	0-3	.000	8-14	.571	5	10	15	1.2	6	10-0	5	8	0	36	2.8
Donna Harrington #50																			
Height: 6-3 Weight: 190 Birthdate: September 19, 1966 College/Country: Old Dominion '88																			
Acquired: May 2, 2000, assigned to the Fever by the WNBA following camp tryouts																			
Waived: July 11, 2000																			
YEAR	G-GS	MIN	FG-A	PCT	3FG-A	PCT	FT-A	PCT	OR	DR	TR	AVG	AST	PF-DQ	ST	TO	BLK	PTS	AVG
2000 IND	8-0	67	1-6	.167	0-0	---	6-10	.600	4	5	9	1.1	5	16-0	2	11	1	8	1.0
Jasmine Hassell #12, #21																			
Height: 6-2 Weight: 205 Birthdate: April 9, 1991 College/Country: Georgia '13																			
Drafted: April 11, 2013, Second round (21st overall), 2013 WNBA Draft																			
Waived: May 22, 2013; Acquired: May 24, 2013; Waived: May 25, 2013; Acquired: June 21, 2013; Waived: August 2, 2013; Acquired: August 27, 2013; Waived: May 19, 2014																			
YEAR	G-GS	MIN	FG-A	PCT	3FG-A	PCT	FT-A	PCT	OR	DR	TR	AVG	AST	PF-DQ	ST	TO	BLK	PTS	AVG
2013 IND	18-0	153	12-45	.267	0-1	.000	8-17	.471	10	9	19	1.1	7	21-0	4	7	1	32	1.8
2014 IND	2-0	21	3-5	.600	0-0	.000	0-0	.000	0	0	0	0.0	1	5-0	3	2	0	6	3.0
2 YEARS	20-0	174	15-50	.300	0-1	.000	8-17	.471	10	9	19	0.9	8	26-0	7	9	1	38	1.9
PLAYOFF STATISTICS																			
2013 IND	3-0	13	0-3	.000	0-0	.000	0-0	.000	0	2	2	0.7	1	4-0	0	2	0	0	0.0
Sonja Henning #34																			
Height: 5-7 Weight: 143 Birthdate: October 4, 1969 College/Country: Stanford '91																			
Acquired: June 2, 2003, signed as free agent																			
Retired: February 6, 2004																			
YEAR	G-GS	MIN	FG-A	PCT	3FG-A	PCT	FT-A	PCT	OR	DR	TR	AVG	AST	PF-DQ	ST	TO	BLK	PTS	AVG
2003 IND	23-1	290	11-42	.262	0-9	.000	2-8	.250	2	23	25	1.1	29	28-0	14	13	0	24	1.0
Roneeka Hodges #5																			
Height: 5-11 Weight: 165 Birthdate: July 19, 1982 College/Country: Florida State '05																			
Acquired: March 1, 2012, from San Antonio, in exchange for Tangel Smith																			
Traded: July 2, 2012, to Tulsa, in exchange for Karima Christmas																			
YEAR	G-GS	MIN	FG-A	PCT	3FG-A	PCT	FT-A	PCT	OR	DR	TR	AVG	AST	PF-DQ	ST	TO	BLK	PTS	AVG
2012 IND	12-0	107	14-44	.318	7-27	.259	3-6	.500	2	5	7	0.6	7	3-0	3	4	6	38	3.2

ALL-TIME ROSTER

Zuzi Klimesova

#13

Height: 6-2 Weight: 181 Birthdate: January 21, 1979 College/Country: Vanderbilt '02
 Drafted: April 19, 2002, Second round (17th overall), 2002 WNBA Draft
 Waived: June 2, 2003

YEAR	G-GS	MIN	FG-A	PCT	3FG-A	PCT	FT-A	PCT	OR	DR	TR	AVG	AST	PF-DQ	ST	TO	BLK	PTS	AVG
2002 IND	11-0	39	2-12	.167	0-0	.000	1-1	1.000	1	4	5	0.5	2	2-0	1	2	1	5	0.5
2003 IND	1-0	3	0-1	.000	0-0	.000	2-2	1.000	0	0	0	0.0	0	1-0	0	0	0	2	2.0
2 YEARS	12-0	42	2-13	.154	0-0	.999	3-3	1.000	1	4	5	0.4	2	3-0	1	2	1	7	0.6
PLAYOFF STATISTICS																			
2002 IND	DID NOT PLAY																		

Erlana Larkins

#2

Height: 6-1 Weight: 205 Birthdate: April 2, 1986 College/Country: North Carolina '08
 Acquired: March 14, 2012, signed as free agent

YEAR	G-GS	MIN	FG-A	PCT	3FG-A	PCT	FT-A	PCT	OR	DR	TR	AVG	AST	PF-DQ	ST	TO	BLK	PTS	AVG
2012 IND	34-2	526	55-108	.509	0-0	.000	31-36	.861	70	78	148	4.4	36	62-0	34	34	5	141	4.1
2013 IND	34-34	1022	103-189	.545	0-0	.000	63-89	.708	104	161	265	7.8	64	100-0	48	47	11	269	7.9
2014 IND	33-33	1044	124-207	.599	0-0	.000	73-102	.716	99	204	303	9.2	84	105-0	64	74	27	321	9.7
3 YEARS	101-69	2592	282-504	.560	0-0	.000	167-227	.736	273	443	716	7.1	184	267-0	146	155	43	731	7.2
PLAYOFF STATISTICS																			
2012 IND	10-9	315	39-72	.542	0-0	.000	21-27	.778	49	60	109	10.9	12	23-0	7	18	8	99	9.9
2013 IND	4-4	134	17-30	.567	0-0	.000	9-9	1.000	13	28	41	10.3	5	15-0	1	10	6	43	10.8
2014 IND	5-5	176	17-32	.531	0-1	.000	11-15	.733	23	29	52	10.4	9	19-1	6	7	3	45	9.0
3 YEARS	19-18	625	73-134	.545	0-1	.000	41-51	.804	85	117	202	10.6	26	57-1	14	35	17	187	9.8

Doneeka Lewis

#4

Height: 5-9 Weight: 160 Birthdate: August 26, 1982 College/Country: Louisiana State '02
 Acquired: August 14, 2008, signed as free agent
 Waived: May 21, 2009

YEAR	G-GS	MIN	FG-A	PCT	3FG-A	PCT	FT-A	PCT	OR	DR	TR	AVG	AST	PF-DQ	ST	TO	BLK	PTS	AVG
2008 IND	8-0	56	7-20	.350	2-7	.286	0-0	.000	2	4	6	0.8	2	2-0	3	6	1	16	2.0
PLAYOFF STATISTICS																			
2008 IND	2-0	25	3-8	.375	2-5	.400	0-0	.000	0	2	2	1.0	3	3-0	0	3	0	8	4.0

Maggie Lucas

#8

Height: 5-10 Weight: 152 Birthdate: November 29, 1991 College/Country: Penn State '14
 Acquired: May 12, 2014, from Phoenix, in exchange for a second-round draft pick in 2015

YEAR	G-GS	MIN	FG-A	PCT	3FG-A	PCT	FT-A	PCT	OR	DR	TR	AVG	AST	PF-DQ	ST	TO	BLK	PTS	AVG
2014 IND	30-0	310	34-102	.333	20-65	.308	22-23	.957	3	23	26	0.9	20	36-0	8	11	5	110	3.7
PLAYOFF STATISTICS																			
2014 IND	5-0	36	5-13	.385	3-7	.429	0-0	.000	0	1	1	0.2	0	9-0	0	1	2	13	2.6

Nadine Malcolm

#42

Height: 6-1 Weight: 170 Birthdate: November 27, 1975 College/Country: Providence '97
 Acquired: April 27, 2001, assigned to the Fever by the WNBA following camp tryouts
 Waived: May 5, 2003

YEAR	G-GS	MIN	FG-A	PCT	3FG-A	PCT	FT-A	PCT	OR	DR	TR	AVG	AST	PF-DQ	ST	TO	BLK	PTS	AVG
2001 IND	31-23	705	90-212	.425	23-56	.411	56-62	.871	31	60	91	2.9	26	75-2	13	48	3	257	8.3
2002 IND	29-28	599	58-158	.367	12-41	.293	28-37	.757	22	39	61	2.1	21	42-0	13	34	3	156	5.4
2 YEARS	60-51	1304	148-370	.400	35-97	.361	82-99	.828	53	99	152	2.5	47	117-2	26	82	6	413	6.9
PLAYOFF STATISTICS																			
2002 IND	3-3	69	7-13	.538	1-4	.250	2-3	.667	1	5	6	2.0	0	9-1	0	2	0	17	5.7

Kristen Mann

#44

Height: 6-2 Weight: 185 Birthdate: August 10, 1983 College/Country: UC Santa Barbara '05
 Acquired: July 4, 2008, from Atlanta, in exchange for Alison Bales
 Waived: January 9, 2009

YEAR	G-GS	MIN	FG-A	PCT	3FG-A	PCT	FT-A	PCT	OR	DR	TR	AVG	AST	PF-DQ	ST	TO	BLK	PTS	AVG
2008 IND	5-0	31	1-4	.250	0-1	.000	0-0	.000	1	3	4	0.8	1	0-0	1	1	1	2	0.4
PLAYOFF STATISTICS																			
2008 IND	3-0	30	4-9	.444	2-6	.333	0-0	.000	1	0	1	0.3	1	4-0	1	4	0	10	3.3

Monica Maxwell

#21

Height: 5-9 Weight: 158 Birthdate: December 21, 1976 College/Country: Louisiana Tech '99
 Acquired: December 15, 1999, from Washington, for selecting Nyree Roberts in the 2000 WNBA Expansion Draft
 Waived: May 21, 2003

YEAR	G-GS	MIN	FG-A	PCT	3FG-A	PCT	FT-A	PCT	OR	DR	TR	AVG	AST	PF-DQ	ST	TO	BLK	PTS	AVG
2000 IND	32-32	1029	110-285	.386	62-156	.397	50-58	.862	40	120	160	5.0	63	92-0	49	64	16	332	10.4
2001 IND	15-3	238	16-53	.302	7-31	.226	8-12	.667	12	26	38	2.5	14	19-0	5	22	3	47	3.1
2002 IND	18-0	170	14-47	.298	5-17	.294	2-2	1.000	12	19	31	1.7	7	16-0	7	6	4	35	1.9
3 YEARS	65-35	1437	140-385	.364	74-204	.363	60-72	.833	64	165	229	3.5	84	127-0	61	92	23	414	6.4
PLAYOFF STATISTICS																			
2002 IND	2-0	8	0-3	.000	0-1	.000	0-0	-	0	0	0	0.0	1	0-0	0	0	0	0	0.0

In 19 career playoff games with Indiana, Erlana Larkins averages nearly a double-double with 9.8 points and 10.6 rebounds.

ALL-TIME ROSTER

Nikki McCray

#15

Height: 5-11 **Weight:** 158 **Birthdate:** December 17, 1971 **College/Country:** Tennessee '95
Acquired: December 5, 2001, from Washington, with 2002 second (17th overall) and fourth-round (49th overall) draft picks, in exchange for Angie Braziel and 2002 first (4th overall) and third-round (36th overall) draft picks

YEAR	G-GS	MIN	FG-A	PCT	3FG-A	PCT	FT-A	PCT	OR	DR	TR	AVG	AST	PF-DQ	ST	TO	BLK	PTS	AVG
2002 IND	32-32	1058	132-318	.415	21-66	.318	84-109	.816	29	68	97	3.0	70	73-2	28	82	3	369	11.5
2003 IND	34-32	734	52-138	.377	7-32	.219	20-24	.833	18	33	51	1.5	49	67-1	37	44	2	131	3.9
2 YEARS	66-64	1792	184-456	.404	28-98	.286	104-127	.819	47	101	148	2.2	119	140-3	65	126	5	500	7.6
PLAYOFF STATISTICS																			
2002 IND	3-3	99	10-27	.370	1-6	.167	3-5	.600	1	3	4	1.3	11	4-0	1	5	0	24	8.0

Danielle McCulley

#5

Height: 6-3 **Weight:** 180 **Birthdate:** January 18, 1975 **College/Country:** Western Kentucky '98
Acquired: May 2, 2000, assigned to the Fever by the WNBA following camp tryouts
Waived: July 13, 2001

YEAR	G-GS	MIN	FG-A	PCT	3FG-A	PCT	FT-A	PCT	OR	DR	TR	AVG	AST	PF-DQ	ST	TO	BLK	PTS	AVG
2000 IND	29-2	456	63-153	.412	3-17	.176	46-63	.730	45	37	82	2.8	19	63-1	16	37	22	175	6.0
2001 IND	8-2	90	5-18	.278	1-1	1.000	17-18	.944	4	15	19	2.4	4	11-0	1	9	2	28	3.5
2 YEARS	37-4	546	68-171	.398	4-18	.222	63-81	.778	49	52	101	2.7	23	74-1	17	46	24	203	5.5

Kelly Miller

#8

Height: 5-10 **Weight:** 140 **Birthdate:** September 6, 1978 **College/Country:** Georgia '01
Acquired: February 5, 2004, from Charlotte, with a first-round draft pick (9th overall), in exchange for 2004 first (3rd overall) and second-round draft (18th overall) picks
Traded: February 3, 2006, to Phoenix in exchange for Anna DeForge

YEAR	G-GS	MIN	FG-A	PCT	3FG-A	PCT	FT-A	PCT	OR	DR	TR	AVG	AST	PF-DQ	ST	TO	BLK	PTS	AVG
2004 IND	34-34	1096	126-326	.387	46-112	.411	50-57	.877	28	80	108	3.2	106	81-3	37	74	5	348	10.2
2005 IND	34-34	1057	122-278	.439	37-114	.325	67-79	.848	26	60	86	2.5	81	81-1	40	53	2	348	10.2
2 YEARS	68-68	2153	248-604	.411	83-226	.367	117-136	.860	54	140	194	2.9	187	162-4	77	127	7	696	10.2
PLAYOFF STATISTICS																			
2005 IND	4-4	155	12-39	.308	9-17	.529	7-10	.700	0	7	7	1.8	10	13-0	5	5	0	40	10.0

Jackie Moore

#6

Height: 6-2 **Weight:** 204 **Birthdate:** November 6, 1979 **College/Country:** Long Beach State '01
Acquired: April 25, 2002, assigned to the Fever by WNBA following camp tryouts
Waived: April 30, 2003

YEAR	G-GS	MIN	FG-A	PCT	3FG-A	PCT	FT-A	PCT	OR	DR	TR	AVG	AST	PF-DQ	ST	TO	BLK	PTS	AVG
2002 IND	18-2	128	16-38	.421	0-1	.000	10-14	.714	9	20	29	1.6	3	16-0	5	14	1	42	2.3
PLAYOFF STATISTICS																			
2002 IND	2-0	6	0-2	.000	0-0	.000	0-0	.000	0	1	1	0.5	0	3-0	1	0	0	0	0.0

Jessica Moore

#31

Height: 6-3 **Weight:** 175 **Birthdate:** July 9, 1982 **College/Country:** Connecticut '05
Acquired: June 11, 2009, signed as free agent

YEAR	G-GS	MIN	FG-A	PCT	3FG-A	PCT	FT-A	PCT	OR	DR	TR	AVG	AST	PF-DQ	ST	TO	BLK	PTS	AVG
2009 IND	31-9	613	57-121	.471	0-1	.000	34-46	.739	40	56	96	3.1	14	85-0	19	32	6	148	4.8
2010 IND	33-0	431	38-89	.427	0-1	.000	25-30	.833	29	40	69	2.1	14	60-0	6	30	4	101	3.1
2 YEARS	64-9	1044	95-210	.452	0-2	.000	59-76	.776	69	96	165	2.6	28	145-0	25	62	10	249	3.9
PLAYOFF STATISTICS																			
2009 IND	10-0	120	8-24	.333	0-0	.000	6-8	.750	9	8	17	1.7	3	24-1	5	3	2	22	2.2
2010 IND	3-0	16	0-1	.000	0-0	.000	0-0	.000	1	1	2	0.7	1	3-0	1	0	1	0	0.0
2 YEARS	13-0	136	8-25	.320	0-0	.000	6-8	.750	10	9	19	1.5	4	27-1	6	3	3	22	1.7

Jené Morris

#10

Height: 5-9 **Weight:** 146 **Birthdate:** July 21, 1987 **College/Country:** San Diego State '10
Drafted: April 8, 2010, First round (11th overall), 2010 WNBA Draft

YEAR	G-GS	MIN	FG-A	PCT	3FG-A	PCT	FT-A	PCT	OR	DR	TR	AVG	AST	PF-DQ	ST	TO	BLK	PTS	AVG
2010 IND	25-0	196	28-66	.424	14-38	.368	2-3	.667	3	11	14	0.6	12	28-0	8	17	2	72	2.9
PLAYOFF STATISTICS																			
2010 IND	1-0	2	0-0	.000	0-0	.000	0-0	.000	0	0	0	0.0	0	0-0	0	0	0	0	0.0

Shay Murphy

#14

Height: 5-11 **Weight:** 164 **Birthdate:** April 15, 1985 **College/Country:** USC '07
Acquired: June 11, 2009, signed as free agent
Waived: July 11, 2010

YEAR	G-GS	MIN	FG-A	PCT	3FG-A	PCT	FT-A	PCT	OR	DR	TR	AVG	AST	PF-DQ	ST	TO	BLK	PTS	AVG
2009 IND	24-0	186	34-89	.382	11-32	.344	21-26	.808	23	19	42	1.8	10	30-0	6	9	2	100	4.2
2010 IND	15-1	221	28-80	.350	5-19	.263	16-28	.571	20	41	61	4.1	23	20-0	8	18	2	77	5.1
2 YEARS	39-1	407	62-169	.367	16-51	.314	37-54	.685	43	60	103	2.6	33	50-0	14	27	4	177	4.5
PLAYOFF STATISTICS																			
2009 IND	4-0	9	0-5	.000	0-2	.000	0-0	---	1	1	2	0.5	1	2-0	0	0	0	0	0.0

Astou Ndiaye-Diatta

#44

Height: 6-3 **Weight:** 182 **Birthdate:** November 5, 1973 **College/Country:** Southern Nazarene '97
Acquired: March 22, 2004, signed as free agent

YEAR	G-GS	MIN	FG-A	PCT	3FG-A	PCT	FT-A	PCT	OR	DR	TR	AVG	AST	PF-DQ	ST	TO	BLK	PTS	AVG
2004 IND	10-0	74	5-19	.263	0-0	.000	2-4	.500	2	9	11	0.9	4	7-0	1	8	3	12	1.2

Monica Maxwell led the Fever with 62 3-point field goals during the inaugural season in 2000.

ALL-TIME ROSTER

Kate Starbird #30

Height: 6-1 Weight: 153 Birthdate: July 30, 1975 College/Country: Stanford '97
 Acquired: February 24, 2004, signed as free agent

YEAR	G-GS	MIN	FG-A	PCT	3FG-A	PCT	FT-A	PCT	OR	DR	TR	AVG	AST	PF-DQ	ST	TO	BLK	PTS	AVG
2004 IND	12-0	117	6-23	.261	3-10	.300	5-6	.833	6	3	9	0.8	11	7-0	6	9	0	20	1.7
2005 IND	DID NOT PLAY, SUSPENDED LIST																		

Jurgita Streimikyte #7

Height: 6-2 Weight: 165 Birthdate: May 14, 1972 College/Country: Lithuania
 Drafted: April 25, 2000, Second round (26th overall), 2000 WNBA Draft
 Acquired: March 17, 2005, re-signed free agent contract

YEAR	G-GS	MIN	FG-A	PCT	3FG-A	PCT	FT-A	PCT	OR	DR	TR	AVG	AST	PF-DQ	ST	TO	BLK	PTS	AVG
2000 IND	27-6	424	46-117	.393	2-6	.333	27-35	.771	25	46	71	2.6	44	67-1	16	32	23	121	4.5
2001 IND	27-26	707	99-207	.472	0-9	.000	48-57	.842	45	94	139	5.1	52	81-2	37	52	19	246	9.1
2002 IND	DID NOT PLAY, SUSPENDED LIST																		
2003 IND	DID NOT PLAY, SUSPENDED LIST																		
2004 IND	DID NOT PLAY, SUSPENDED LIST																		
2005 IND	34-20	686	82-178	.461	3-6	.500	19-27	.704	37	64	101	3.0	32	75-0	29	36	11	186	5.5
3 YEARS	88-52	1817	227-502	.452	5-21	.238	94-119	.790	107	204	311	3.5	128	223-3	82	120	53	553	6.3
PLAYOFF STATISTICS																			
2005 IND	4-4	96	6-23	.261	0-0	.000	6-6	1.000	10	8	18	4.5	5	11-0	5	6	1	18	4.5

Ann Strother #7

Height: 6-3 Weight: 166 Birthdate: December 11, 1983 College/Country: Connecticut '06
 Acquired: March 7, 2007, from Phoenix, in exchange for Olympia Scott
 Drafted: February 6, 2008, by Atlanta in WNBA Expansion Draft

YEAR	G-GS	MIN	FG-A	PCT	3FG-A	PCT	FT-A	PCT	OR	DR	TR	AVG	AST	PF-DQ	ST	TO	BLK	PTS	AVG
2007 IND	12-0	69	10-31	.323	6-15	.400	2-2	1.000	6	3	9	0.8	3	5-0	0	2	0	28	2.3
PLAYOFF STATISTICS																			
2007 IND	3-0	15	3-7	.429	1-3	.333	0-0	.000	0	3	3	1.0	2	1-0	1	0	0	7	2.3

Tammy Sutton-Brown #8

Height: 6-4 Weight: 199 Birthdate: January 27, 1978 College/Country: Rutgers '01
 Acquired: March 23, 2007, signed as free agent

YEAR	G-GS	MIN	FG-A	PCT	3FG-A	PCT	FT-A	PCT	OR	DR	TR	AVG	AST	PF-DQ	ST	TO	BLK	PTS	AVG
2007 IND	34-33	860	149-307	.485	0-0	.000	111-155	.716	66	118	184	5.4	30	115-1	35	85	47	409	12.0
2008 IND	33-33	956	143-289	.495	0-1	.000	103-153	.673	63	145	208	6.3	17	113-2	20	69	57	389	11.8
2009 IND	27-25	680	95-204	.466	0-0	.000	76-102	.745	44	114	158	5.9	23	76-2	15	49	40	266	9.9
2010 IND	34-34	875	103-229	.450	0-1	.000	70-99	.707	69	105	174	5.1	29	90-0	33	55	55	276	8.1
2011 IND	34-26	645	68-139	.489	0-3	.000	52-70	.743	41	65	106	3.1	19	65-0	36	33	41	188	5.5
2012 IND	33-32	541	49-116	.422	0-0	.000	32-40	.800	28	65	93	2.8	24	39-0	24	22	27	130	3.9
6 YEARS	195-183	4557	607-1284	.473	0-5	.000	444-619	.717	311	612	923	4.7	142	498-5	163	313	267	1658	8.5
PLAYOFF STATISTICS																			
2007 IND	6-6	123	15-43	.349	0-0	.000	12-21	.571	7	21	28	4.7	4	15-0	1	8	12	42	7.0
2008 IND	3-3	93	12-31	.387	0-0	.000	20-21	.952	6	10	16	5.3	1	12-0	1	6	4	44	14.7
2009 IND	10-10	311	56-106	.433	0-0	.000	31-45	.689	15	41	56	5.6	5	30-0	9	30	14	143	14.3
2010 IND	3-3	90	10-21	.476	0-0	.000	9-11	.818	5	8	13	4.3	1	7-0	4	8	2	29	9.7
2011 IND	6-6	172	19-41	.463	0-0	.000	19-22	.864	17	24	41	6.8	8	15-0	5	16	11	57	9.5
2012 IND	7-1	60	8-14	.571	0-1	.000	8-18	.444	4	10	14	2.0	3	7-0	2	3	1	24	3.4
6 YEARS	35-29	849	120-256	.469	0-1	.000	99-138	.717	54	114	168	4.8	22	86-0	22	71	44	339	9.7

Kasha Terry #35

Height: 6-3 Weight: 185 Birthdate: October 21, 1983 College/Country: Georgia Tech '06
 Drafted: April 5, 2006, Second round (26th overall), 2006 WNBA Draft
 Waived: May 22, 2008

YEAR	G-GS	MIN	FG-A	PCT	3FG-A	PCT	FT-A	PCT	OR	DR	TR	AVG	AST	PF-DQ	ST	TO	BLK	PTS	AVG
2006 IND	10-0	53	11-19	.579	0-0	.000	1-5	.200	4	10	14	1.4	0	14-0	0	8	3	23	2.3
2007 IND	9-0	54	3-12	.250	0-0	.000	3-4	.750	5	9	14	1.6	1	18-1	2	11	3	9	1.0
2008 IND	2-0	24	1-5	.200	0-0	.000	0-0	.000	1	4	5	2.5	2	3-0	0	6	0	2	1.0
3 YEARS	21-0	131	15-36	.417	0-0	.000	4-9	.444	10	23	33	1.6	3	35-1	2	25	6	34	1.6
PLAYOFF STATISTICS																			
2006 IND	DID NOT PLAY																		
2007 IND	DID NOT PLAY																		

Krystal Thomas #34

Height: 6-5 Weight: 210 Birthdate: June 10, 1989 College/Country: Duke '11
 Acquired: May 19, 2014, signed as free agent

YEAR	G-GS	MIN	FG-A	PCT	3FG-A	PCT	FT-A	PCT	OR	DR	TR	AVG	AST	PF-DQ	ST	TO	BLK	PTS	AVG
2014 IND	21-3	176	18-33	.545	0-0	.000	6-14	.429	15	32	47	2.2	8	29-0	4	12	15	42	2.0
PLAYOFF STATISTICS																			
2014 IND	2-0	12	1-2	.500	0-0	.000	0-1	.000	1	2	3	1.5	0	4-0	0	0	0	2	1.0

Tangela Smith's five 3-pointers in Game 1 of the 2011 Eastern Conference Finals were a Fever playoffs record.

ALL-TIME ROSTER

Alicia Thompson **#43**
Height: 6-1 **Weight:** 175 **Birthdate:** June 30, 1976 **College/Country:** Texas Tech '98
Acquired: May 2, 2000, assigned to the Fever by the WNBA following camp tryouts
Retired: August 23, 2002
Acquired: April 29, 2003, signed as free agent
Waived: May 21, 2003

YEAR	G-GS	MIN	FG-A	PCT	3FG-A	PCT	FT-A	PCT	OR	DR	TR	AVG	AST	PF-DQ	ST	TO	BLK	PTS	AVG
2000 IND	31-26	792	131-255	.514	18-40	.450	30-42	.714	48	109	157	5.1	41	85-4	24	53	4	310	10.0
2001 IND	22-7	381	76-174	.437	17-43	.395	17-23	.739	21	42	63	2.9	25	24-0	9	22	7	186	8.5
2002 IND	18-2	314	39-109	.358	7-29	.241	12-17	.706	12	30	42	2.3	14	20-0	7	18	2	97	5.4
3 YEARS	71-35	1487	246-538	.457	42-112	.375	59-82	.720	81	181	262	3.7	80	129-4	40	93	13	593	8.4
PLAYOFF STATISTICS																			
2002 IND	1-0	2	1-1	1.000	0-0	.000	0-0	.000	0	0	0	0.0	0	0-0	0	0	0	2	2.0

Erin Thorn **#12**
Height: 5-9 **Weight:** 145 **Birthdate:** May 19, 1981 **College/Country:** Brigham Young '03
Acquired: June 6, 2013, signed as replacement player
Released: July 6, 2013

YEAR	G-GS	MIN	FG-A	PCT	3FG-A	PCT	FT-A	PCT	OR	DR	TR	AVG	AST	PF-DQ	ST	TO	BLK	PTS	AVG
2013 IND	6-0	67	2-12	.167	1-6	.167	2-2	1.000	0	3	3	0.5	4	2-0	2	5	1	7	1.2

Chantel Tremtiere **#3**
Height: 5-6 **Weight:** 142 **Birthdate:** October 20, 1969 **College/Country:** Auburn '91
Drafted: December 15, 1999, Sixth round (24th overall), 2000 WNBA Expansion Draft
Retired: April 23, 2001

YEAR	G-GS	MIN	FG-A	PCT	3FG-A	PCT	FT-A	PCT	OR	DR	TR	AVG	AST	PF-DQ	ST	TO	BLK	PTS	AVG
2000 IND	25-3	318	18-51	.353	4-9	.444	10-16	.625	6	25	31	1.2	51	30-0	10	30	1	50	2.0

Coquese Washington **#4**
Height: 5-6 **Weight:** 138 **Birthdate:** January 17, 1971 **College/Country:** Notre Dame '93
Acquired: July 20, 2002, from Houston in exchange for Rita Williams
Retired: February 6, 2004

YEAR	G-GS	MIN	FG-A	PCT	3FG-A	PCT	FT-A	PCT	OR	DR	TR	AVG	AST	PF-DQ	ST	TO	BLK	PTS	AVG
2002 IND	11-8	325	26-70	.371	14-31	.452	14-20	.700	7	26	33	3.0	48	22-0	23	24	2	80	7.3
2003 IND	20-10	348	19-67	.284	14-48	.292	11-13	.846	2	27	29	1.5	48	32-0	14	30	2	63	3.2
2 YEARS	31-18	673	45-137	.328	28-79	.354	25-33	.758	9	53	62	2.0	96	54-0	37	54	4	143	4.6
PLAYOFF STATISTICS																			
2002 IND	3-3	110	9-27	.333	6-16	.375	1-1	1.000	1	5	6	2.0	14	10-0	3	6	0	25	8.3

Erica White **#7**
Height: 5-3 **Weight:** 135 **Birthdate:** August 26, 1986 **College/Country:** LSU '08
Acquired: December 8, 2008, sixth pick of 2008 WNBA Dispersal Draft
Waived: June 11, 2009

YEAR	G-GS	MIN	FG-A	PCT	3FG-A	PCT	FT-A	PCT	OR	DR	TR	AVG	AST	PF-DQ	ST	TO	BLK	PTS	AVG
2009 IND	2-0	18	1-6	.167	0-3	.000	0-0	.000	0	2	2	1.0	4	1-0	1	0	1	2	1.0

Stephanie White **#22**
Height: 5-10 **Weight:** 155 **Birthdate:** June 20, 1977 **College/Country:** Purdue '99
Acquired: December 15, 1999, from Miami, in exchange for Sandy Brondello and a 2000 first-round draft pick, following the 2000 WNBA Expansion Draft
Retired: April 21, 2005

YEAR	G-GS	MIN	FG-A	PCT	3FG-A	PCT	FT-A	PCT	OR	DR	TR	AVG	AST	PF-DQ	ST	TO	BLK	PTS	AVG
2000 IND	32-12	635	66-166	.398	27-70	.386	71-86	.826	14	46	60	1.9	57	49-0	31	47	6	230	7.2
2001 IND	30-0	504	52-137	.380	23-57	.404	42-55	.764	13	42	55	1.8	58	50-0	26	38	14	169	5.6
2002 IND	DID NOT PLAY, SUSPENDED LIST																		
2003 IND	28-10	577	60-173	.347	29-84	.345	45-48	.938	14	27	41	1.5	58	60-0	34	37	6	194	6.9
2004 IND	22-12	450	27-72	.375	13-39	.333	24-34	.706	8	20	28	1.3	52	30-0	24	30	5	91	4.1
4 YEARS	112-34	2166	205-548	.374	92-250	.368	182-223	.816	49	135	184	1.6	225	189-0	115	152	31	684	6.1

Tan White **#15**
Height: 5-7 **Weight:** 154 **Birthdate:** September 27, 1982 **College/Country:** Mississippi State '05
Drafted: April 15, 2005, First round (2nd overall), 2005 WNBA Draft
Waived: June 4, 2009

YEAR	G-GS	MIN	FG-A	PCT	3FG-A	PCT	FT-A	PCT	OR	DR	TR	AVG	AST	PF-DQ	ST	TO	BLK	PTS	AVG
2005 IND	34-3	693	85-254	.335	25-81	.309	47-58	.810	21	32	53	1.6	53	62-1	30	70	7	242	7.1
2006 IND	34-0	745	113-304	.372	19-88	.216	57-76	.750	32	50	82	2.4	52	66-1	27	51	9	302	8.9
2007 IND	34-9	841	136-352	.386	43-127	.339	53-63	.841	25	65	90	2.6	65	76-2	36	100	10	368	10.8
2008 IND	33-22	894	119-325	.366	39-120	.325	51-60	.850	27	74	101	3.1	80	88-0	43	85	14	328	9.9
4 YEARS	135-34	3173	453-1235	.367	126-416	.303	208-257	.809	105	221	326	2.4	250	292-4	136	306	40	1240	9.2
PLAYOFF STATISTICS																			
2005 IND	4-0	16	0-8	.000	0-1	.000	0-0	.000	2	0	2	0.5	1	1-0	0	0	0	0	0.0
2006 IND	2-0	34	4-10	.400	1-4	.250	0-1	.000	0	3	3	1.5	2	6-0	0	4	0	9	4.5
2007 IND	5-1	82	4-15	.267	1-6	.167	0-0	.000	2	7	9	1.8	10	10-0	5	9	2	9	1.8
2008 IND	3-0	42	6-16	.375	1-4	.250	3-3	1.000	2	1	3	1.0	2	5-0	2	6	0	16	5.3
4 YEARS	14-1	174	14-49	.286	3-15	.200	0-4	.000	6	11	17	1.2	15	22-0	7	19	2	34	2.4

Tammy Sutton-Brown led the Fever in blocked shots from 2007 to 2010.

ALL-TIME ROSTER

Shavonte Zellous

#1

Height: 5-10 **Weight:** 155 **Birthdate:** August 28, 1986 **College/Country:** Pittsburgh '09
Acquired: May 27, 2010, from Tulsa, in exchange for 2011 second-round draft pick

YEAR	G-GS	MIN	FG-A	PCT	3FG-A	PCT	FT-A	PCT	OR	DR	TR	AVG	AST	PF-DQ	ST	TO	BLK	PTS	AVG
2010 IND	27-0	418	47-130	.362	7-25	.280	59-79	.747	14	42	56	2.1	35	55-0	12	33	16	160	5.9
2011 IND	33-2	463	57-130	.438	9-34	.265	58-74	.784	21	59	80	2.4	45	74-1	12	32	15	181	5.5
2012 IND	31-31	692	79-214	.369	19-55	.345	57-74	.770	27	57	84	2.7	54	71-0	23	43	15	234	7.5
2013 IND	29-29	908	146-352	.415	39-112	.348	96-123	.780	27	73	100	3.4	48	93-1	27	54	21	427	14.7
2014 IND	34-33	931	131-319	.411	25-82	.305	87-111	.784	22	72	94	2.8	71	100-1	24	55	16	374	11.0
5 YEARS	154-95	3415	460-1145	.402	99-308	.321	357-461	.775	111	303	414	2.7	253	393-3	98	217	83	1376	8.9

PLAYOFF STATISTICS

2010 IND	3-0	31	3-5	.600	0-1	.000	6-7	.857	1	1	2	0.7	2	3-0	0	2	1	12	4.0
2011 IND	5-1	96	15-35	.429	4-10	.400	9-15	.600	3	10	13	2.6	7	14-0	2	6	3	43	8.6
2012 IND	10-5	279	37-93	.398	8-30	.267	24-28	.857	10	19	29	2.9	17	27-0	9	17	8	106	10.6
2013 IND	4-4	107	17-38	.447	5-12	.417	12-13	.923	4	11	15	3.8	8	12-0	1	0	2	51	12.8
2014 IND	5-5	178	28-72	.389	7-24	.292	9-12	.750	5	12	17	3.4	5	17-0	2	3	4	72	14.4
4 YEARS	27-15	691	100-243	.412	24-77	.312	60-75	.800	23	53	76	2.8	39	73-0	14	28	18	284	10.5

ADDITIONAL PLAYERS

In Fever history, there have been four players on a Fever regular-season roster who have never played any minutes in a regular season game. Those four players are Jenni Benningfield (2004), Tawana McDonald (2002), Kenya Robinson (2001) and Itoro Umoh-Coleman (2001).

ALL-TIME ROSTER BY UNIFORM NUMBERS

(Listed chronologically by uniform number)

- 0 Shannon Bobbitt, Olympia Scott
- 1 Shavonte Zellous, Khadijah Whittington
- 2 Erlana Larkins, Leigh Aziz
- 3 K.B. Sharp, Chantel Tremittiere
- 4 Sydney Carter, Doneeka Lewis, Coquese Washington, Beverly Williams
- 5 Layshia Clarendon, Roneeka Hodges, Tangela Smith, Sherrill Baker, Deanna Jackson, Danielle McCulley
- 6 Jackie Moore
- 7 Erica White, Ann Strother, Jurgita Streimikyte
- 8 Maggie Lucas, Tammy Sutton-Brown, Kelly Miller
- 10 Jené Morris, LaToya Bond, Gordana Grubin
- 11 Lynetta Kizer, Karima Christmas (2012-13), Texlin Quinney, Kelly Schumacher (2002-05)
- 12 Erin Thorn, Jasmine Hassell (5/24/13), Natalie Williams
- 13 Karima Christmas (2014), Erin Phillips, Linda Fröhlich, Zuzi Klimesova, Kenya Robinson, Alessandra Santos de Oliveira
- 14 Shay Murphy, Coretta Brown
- 15 Nikki McCray, Tan White
- 20 Briann January, Kelly Schumacher (2001)
- 21 Jasmine Hassell (6/21/13 to 8/2/13), Joy Cheek, Tamecka Dixon, Allison Feaster, Yolanda Paige, Monica Maxwell
- 22 Allie Quigley, La'Tangela Atkinson, Stephanie White
- 23 Katie Douglas, Charlotte Smith, Rita Williams
- 24 Tamika Catchings
- 25 Marissa Coleman, Itoro Umoh-Coleman
- 27 Katryna Gaither
- 30 Anna DeForge, Kate Starbird
- 31 Jessica Moore
- 32 Jeanette Pohlen, Ebony Hoffman (2005-10), Bridget Pettis
- 33 Natasha Howard, Yolanda Griffith, Niele Ivey, Usha Gilmore
- 34 Krystal Thomas, Christina Wirth, Sonja Henning, Ebony Hoffman (2004)
- 35 Kasha Terry
- 40 Tawana McDonald
- 41 Tully Bevilacqua
- 42 Jenni Benningfield, Nadine Malcolm
- 43 Shyra Ely, Alison Bales, Alicia Thompson
- 44 Vicki Hall, Kristen Mann, Astou Ndiaye-Diatta
- 45 Sasha Goodlett, Angie Braziel
- 50 Jessica Davenport, Donna Harrington, Bernadette Ngoyisa
- 51 Jessica Breland
- 52 Kristen Rasmussen, Kara Wolters
- 55 Sheri Sam
- 91 Tamika Whitmore
- 98 Layshia Clarendon (8/23/14)

ALL-TIME ROSTER BY U.S. COLLEGES

(Listed alphabetically by school)

- Alabama-Birmingham Deanna Jackson
- Arizona State Briann January
- Auburn Chantel Tremittiere
- Brigham Young Erin Thorn
- California Layshia Clarendon
- Cincinnati K.B. Sharp
- Clemson Itoro Umoh-Coleman
- Connecticut Jessica Moore, Kelly Schumacher, Ann Strother, Rita Williams, Kara Wolters
- DePaul Allie Quigley
- Duke Alison Bales, Joy Cheek, Karima Christmas, Krystal Thomas
- Florida Bridget Pettis
- Florida Atlantic Yolanda Griffith
- Florida State Roneeka Hodges
- Georgia Sherrill Baker, Jasmine Hassell, Tawana McDonald, Kelly Miller
- Georgia Tech Sasha Goodlett, Kasha Terry
- Harvard Allison Feaster
- Iowa Tangela Smith
- Kansas Tamecka Dixon
- Long Beach State Jackie Moore
- Louisiana State Doneeka Lewis, Erica White
- Louisiana Tech Monica Maxwell
- Maryland Marissa Coleman, Lynetta Kizer
- Memphis State Tamika Whitmore
- Michigan State Kristen Rasmussen
- Mississippi State Tan White
- Missouri LaToya Bond
- Nebraska Anna DeForge
- New Orleans Kenya Robinson
- North Carolina La'Tangela Atkinson, Jessica Breland, Coretta Brown, Erlana Larkins, Charlotte Smith
- NC State Khadijah Whittington
- Notre Dame Katryna Gaither, Niele Ivey, Coquese Washington
- Ohio State Jessica Davenport
- Old Dominion Donna Harrington
- Penn State Maggie Lucas
- Pittsburgh Shavonte Zellous
- Providence Nadine Malcolm
- Purdue Katie Douglas, Stephanie White
- Rutgers Usha Gilmore, Tammy Sutton-Brown
- San Diego State Jené Morris
- Seton Hall Texlin Quinney
- Southern California Ebony Hoffman, Shay Murphy
- Southern Nazarene Astou Ndiaye-Diatta
- Stanford Sonja Henning, Jeanette Pohlen, Olympia Scott, Kate Starbird
- Syracuse Leigh Aziz
- Tennessee Shannon Bobbitt, Tamika Catchings, Shyra Ely, Nikki McCray
- Texas Vicki Hall, Beverly Williams
- Texas A&M Sydney Carter
- Texas Tech Angie Braziel, Alicia Thompson
- UCLA Natalie Williams
- UC Santa Barbara Kristen Mann
- UNLV Linda Fröhlich
- Vanderbilt Jenni Benningfield, Zuzi Klimesova, Sheri Sam, Christina Wirth
- West Virginia Yolanda Paige
- Western Kentucky Danielle McCulley

Five players have switched uniform numbers during Fever careers. During 2015, Lynetta Kizer (11 to 12) will be the sixth.

HONOR ROLL



In 2009, Fever coach Lin Dunn became the first Indiana coach named to lead the Eastern Conference All-Star Team. She was joined at the All-Star Game, played at Mohegan Sun Arena in Uncasville, Conn., by assistant coaches Gary Kloppenburg (left) and Jim Lewis (right) and trainer Craig Stull (not pictured). Representing the Fever on the team were All-Star starters Tamika Catchings (24) and Katie Douglas (23). Both Fever starters were selected by fan balloting. Catchings was the league's top overall vote-getter.



In 2013, Fever coach Lin Dunn led the Eastern Conference All-Stars for the second time. She was joined at the All-Star Game, played at Mohegan Sun Arena in Uncasville, Conn., by assistant coaches Stephanie White (not pictured) and Mickie DeMoss (second from left) and trainer Todd Champlin (right). Representing the Fever on the team were All-Star starters Tamika Catchings (standing, 4th from left) and Shavonte Zellous (seated, far left).

Katie Douglas won the 2010 WNBA 3-point shooting competition to become the first Fever player to win a WNBA skills competition.

THE WNBA



Head Coach
Stephanie
White



Erlana
Larkins



Shavonte
Zellous



Briann
January



Tamika
Catchings



ATLANTA DREAM

101 Marietta Street NW, Suite 200
 Atlanta, GA 30303
 Tel: (877) 977-7729
 Fax: (678) 510-7489
 Season Ticket Information: (877) 977-7729
www.AtlantaDream.net

Facebook: [Facebook.com/AtlantaDream](https://www.facebook.com/AtlantaDream) | Twitter: [@AtlantaDream](https://twitter.com/AtlantaDream) | Instagram: [@AtlantaDream](https://www.instagram.com/AtlantaDream)

TEAM DIRECTORY

Owners Mary Brock and Kelly Loeffler
 President and General Manager.....Angela Taylor
 Chief Operating Officer..... Marueen Brown
 Head Coach Michael Cooper
 Assistant Coaches..... Karleen Thompson, Teresa Edwards
 Athletic Trainer Michael Douglas
 Manager of Media Relations Brad Gust
 Tel.: (678) 510-7396
 brad.gust@atlantadream.net

QUICK FACTS

Conference Eastern
 Arena Philips Arena (10,056)
 Colors Dream Blue, Red
 Flagship Radio TBD
 TV FOX Sports South and SportSouth

TEAM HISTORY

Franchise EvolutionAtlanta Dream, 2008 to present
 Franchise Record116-122 (.487)
 Franchise Playoff Record14-17 (.452)
 WNBA Titles..... 0
 2014 Record 19-15, 1st in East
 2014 PlayoffsEastern Conference Semifinals
lost to Chicago, 1-2

2015 SCHEDULE VS. FEVER

6/16 at Atlanta..... 12:00 p.m.
 8/7 at Indiana 7:00 p.m. **(FSI & 107.5/1070)**
 8/28 at Indiana 7:00 p.m.
 9/11 at Atlanta..... 7:30 p.m. **(WNDY)**
 All times ET

SERIES RECORD

Overall Fever 14, Dream 16
 At Indiana Fever 9, Dream 7
 At Atlanta..... Fever 5, Dream 9
 Playoffs Fever 3, Dream 5
 At Indiana Fever 2, Dream 3
 At Atlanta..... Fever 1, Dream 2

REGULAR SEASON SERIES HIGHS

FEVER TEAM

Most Points 95 at Indiana, 8/6/10
 Fewest Points 58 at Atlanta, 6/26/12
 Largest Victory..... 19 at Indiana (89-70), 7/16/10

DREAM TEAM

Most Points 93 at Indiana, 7/12/14
 93 at Indiana, 9/11/11
 93 at Indiana, 8/6/10
 Fewest Points 62 at Atlanta, 5/27/12
 Largest Victory..... 19 at Indiana (93-74), 7/12/14

FEVER INDIVIDUAL

Points.....30, Katie Douglas at Indiana 9/11/11
30, Tamika Catchings at Indiana, 8/6/10
 Rebounds 22, Erlana Larkins at Atlanta, 5/25/14
 Assists..... 7, Briann January at Atlanta, 5/25/14
 7, Briann January vs. Atlanta, 5/31/13
 7, Katie Douglas at Atlanta, 6/13/08

DREAM INDIVIDUAL

Points.....32, Angel McCoughtry at Indiana, 9/11/11
 Rebounds 21, Sancho Lyttle at Indiana, 5/17/14
 Assists..... 10, Shoni Shimmel at Indiana, 5/17/14



ALL-TIME SERIES RESULTS (14-16, 3-5)

Date	Site	W/L	Score	Date	Site	W/L	Score
6/13/08	ATL	W	76-67	5/31/13	IND	L	77-86
7/16/08	IND	L	77-81	6/25/13	ATL	L	60-76
8/30/08	IND	W	87-72	8/10/13	IND	W	80-66
9/8/08	ATL	W	81-77	9/4/13	ATL	L	80-89 OT
6/6/09	ATL	L	86-87 2OT	5/17/14	IND	L	88-90 2OT
7/5/09	IND	W	78-74	5/25/14	ATL	W	82-77 OT
7/17/09	IND	W	84-79	6/29/14	IND	L	68-76
5/16/10	ATL	L	62-66	7/1/14	ATL	W	77-70
6/19/10	IND	W	94-91	7/12/14	IND	L	74-93
7/16/10	IND	W	89-70	PLAYOFFS			
8/1/10	ATL	L	74-90	9/22/11	IND	W	82-74
8/6/10	IND	W	95-93	9/25/11	ATL	L	77-94
7/19/11	ATL	L	74-84	9/27/11	IND	L	67-83
8/27/11	IND	L	80-86	9/28/12	IND	L	66-75
8/30/11	ATL	L	90-92	9/30/12	ATL	W	103-88
9/11/11	IND	L	88-93	10/2/12	IND	W	75-64
5/19/12	IND	W	92-84	9/26/13	ATL	L	79-84
5/27/12	ATL	W	78-62	9/29/13	IND	L	53-67
6/26/12	ATL	L	58-70				
8/18/12	IND	W	86-72				
9/5/12	ATL	L	64-71				

Angel McCoughtry scored 31 points and Tamika Catchings had 30 in a 95-93 Fever victory on Aug. 6, 2010.

ATLANTA DREAM

2014 SEASON SERIES (2-3) INDIANA FEVER VS. ATLANTA

PLAYER	G	GS	MIN	FIELD GOALS			3-POINT FG			FREE THROWS			REBOUNDS				PF	DQ	STL	TO	BLK	PTS	AVG	HI
				FG	FGA	PCT	FG	FGA	PCT	FT	FTA	PCT	OFF	DEF	TOT	AST								
Catchings	1	1	32	4	12	.333	2	6	.333	4	4	1.000	1	6	7	4	1	0	4	4	1	14	14.0	14
January	5	5	159	21	51	.412	10	18	.556	14	17	.824	0	3	3	20	13	0	5	11	1	66	13.2	20
Larkins	5	5	182	20	37	.541	0	0	---	12	19	.632	20	45	65	16	17	0	16	15	5	52	10.4	17
Howard	5	3	120	22	38	.579	0	1	.000	6	10	.600	13	7	20	7	19	0	5	8	4	50	10.0	21
Zellous	5	5	128	17	49	.347	3	16	.188	12	16	.750	5	16	21	12	16	0	5	15	3	49	9.8	18
Christmas	5	0	115	13	36	.361	3	8	.375	16	22	.727	5	13	18	4	9	0	4	5	1	45	9.0	18
Carter	5	0	96	11	26	.423	2	10	.200	15	21	.714	2	4	6	13	6	0	2	10	2	39	7.8	14
Coleman	5	5	105	12	36	.333	7	17	.412	8	12	.667	5	7	12	1	9	0	6	1	1	39	7.8	11
Clarendon	4	0	37	6	16	.375	1	1	1.000	1	1	1.000	2	3	5	2	5	0	0	5	0	14	3.5	7
Hassell	1	0	7	1	2	.500	0	0	---	0	0	---	0	0	0	0	1	0	1	0	0	2	2.0	2
Kizer	4	0	33	3	10	.300	0	0	---	2	2	1.000	4	10	14	0	4	0	1	1	1	8	2.0	4
Lucas	5	0	46	3	18	.167	1	8	.125	1	1	1.000	0	4	4	3	4	0	2	2	0	8	1.6	3
Thomas	3	1	17	0	1	.000	0	0	---	3	4	.750	2	2	4	0	3	0	0	0	1	3	1.0	3
FEVER	5	-	1075	133	332	.401	29	85	.341	94	129	.729	59	120	179	82	107	0	51	90	20	389	77.8	88
DREAM	5	-	1075	153	336	.455	22	71	.310	78	111	.703	50	133	183	101	114	1	51	88	33	406	81.2	93

2014 SEASON SERIES (3-2) ATLANTA DREAM VS. INDIANA

PLAYER	G	GS	MIN	FIELD GOALS			3-POINT FG			FREE THROWS			REBOUNDS				PF	DQ	STL	TO	BLK	PTS	AVG	HI
				FG	FGA	PCT	FG	FGA	PCT	FT	FTA	PCT	OFF	DEF	TOT	AST								
McCoughtry	5	4	178	34	79	.430	5	18	.278	21	28	.750	8	18	26	21	14	0	17	19	2	94	18.8	27
de Souza	5	5	162	34	55	.618	0	0	.000	11	19	.579	15	36	51	8	15	0	7	12	7	79	15.8	23
Lyttle	5	5	160	24	50	.480	0	2	.000	8	13	.615	16	34	50	12	18	1	6	6	4	56	11.2	16
Thomas	5	4	111	16	39	.410	4	9	.444	6	7	.857	2	13	15	12	11	0	3	8	3	42	8.4	17
Hayes	5	4	135	14	30	.467	3	9	.333	10	11	.909	2	7	9	10	14	0	2	6	2	41	8.2	17
Schimmel	5	1	106	13	37	.351	7	22	.318	3	3	1.000	1	6	7	20	6	0	2	14	1	36	7.2	17
Dumerc	3	1	60	5	13	.385	2	6	.333	7	10	.700	1	4	5	11	8	0	6	3	1	19	6.3	9
Milton-Jones	1	0	18	1	4	.250	1	2	.500	4	4	1.000	0	1	1	0	3	0	1	2	3	7	7.0	7
Henry	5	0	60	9	13	.692	0	0	.000	5	9	.556	4	10	14	3	10	0	1	6	5	23	4.6	6
Thompson	2	0	26	3	4	.750	0	0	.000	2	3	.667	1	4	5	1	6	0	0	4	2	8	4.0	6
Ajavon	5	1	34	0	7	.000	0	1	.000	1	2	.500	0	0	0	1	5	0	5	5	1	1	0.2	1
Cash	4	0	19	0	4	.000	0	1	.000	0	2	.000	0	0	0	2	3	0	1	1	0	0	0.0	0
Orekhova	1	0	6	0	1	.000	0	1	.000	0	0	.000	0	0	0	0	1	0	0	0	2	0	0.0	0
DREAM	5	-	1075	153	336	.455	22	71	.310	78	111	.703	50	133	183	101	114	1	51	88	33	406	81.2	93
FEVER	5	-	1075	133	332	.401	29	85	.341	94	129	.729	59	120	179	82	107	0	51	90	20	389	77.8	88

Former Fever center Alison Bales, traded to the Dream on July 4, 2008, has played on both sides of the IND-ATL series.

CHICAGO SKY

5500 W Howard St.
 Skokie, IL 60077
 Tel: (312) 828-9550
 Fax: (847) 676-4303
 Ticket Information: (877) 329-9622
www.ChicagoSky.net

Facebook: [Facebook.com/ChicagoSky](https://www.facebook.com/ChicagoSky) | Twitter: [@WNBACHicagoSky](https://twitter.com/WNBACHicagoSky) | Instagram: [@ChicagoSky](https://www.instagram.com/ChicagoSky)

TEAM DIRECTORY

Principal Owner Michael Alter
 Chairman & Minority Owner Margaret Stender
 President & CEO Adam Fox
 Head Coach & General Manager Pokey Chatman
 Assistant Coaches Wayne "Tree" Rollins, Christie Sides
 Strength & Conditioning Coach/
 Director of Basketball Operations Ann Crosby
 Athletic Trainer Heidi Wlezien
 Video Coordinator Jonah Herscu
 VP of Operations & Marketing Michelle Henstock
 Tel.: (312) 994-5981
 mhenstock@chicago.sky.net
 Media & Communications Coordinator Lauren Niemiera
 Tel.: (312) 994-5984
 lnieriera@chicago.sky.net

QUICK FACTS

Conference Eastern
 Arena Allstate Arena (7,000; expandable to 18,500)
 Colors Sky Blue, Yellow and White
 TV WCIU, The U, The U Too

TEAM HISTORY

Franchise Evolution Chicago Sky, 2006 to present
 Franchise Record 128-178 (.418)
 Franchise Playoff Record 4-7
 WNBA Titles 0
 2014 Record 15-19, 4th in East
 2014 Playoffs WNBA Finals
 defeated Atlanta, 2-1; defeated Indiana, 2-1
 lost to Phoenix, 0-3

2015 SCHEDULE VS. FEVER

6/5 at Chicago 8:30 p.m. **(107.5/1070)**
 6/14 at Indiana 1:00 p.m. **(ESPN2 & 107.5/1070)**
 6/26 at Indiana 7:00 p.m. **(WNDY)**
 8/4 at Chicago 8:00 p.m.
 All times ET

SERIES RECORD

Overall Fever 30, Sky 8
 At Indiana Fever 17, Sky 2
 At Chicago Fever 13, Sky 6
 Playoffs Fever 3, Sky 2
 At Indiana Fever 2, Sky 1
 At Chicago Fever 1, Sky 1

REGULAR SEASON SERIES HIGHS

FEVER TEAM

Most Points 92 at Chicago, OT, 5/22/10
 Fewest Points 57 at Chicago, 7/22/14
 Largest Victory 29 at Chicago (83-54), 7/10/09

SKY TEAM

Most Points 88 at Chicago, 8/7/11
 Fewest Points 51 at Chicago, 7/6/10
 Largest Victory 19 at Chicago (88-69), 8/7/11

FEVER INDIVIDUAL

Points 28, Tamika Catchings at Chicago, OT, 5/22/10
 Rebounds 13, Tamika Catchings at Indiana, 7/18/07
 Assists 11, Tamika Catchings at Indiana, 7/8/07

SKY INDIVIDUAL

Points 26, Sylvia Fowles at Indiana, 6/16/12
 26, Sylvia Fowles at Chicago, 7/6/10
 26, Chasity Melvin at Chicago, 2OT, 8/7/07
 Rebounds 20, Candice Dupree at Chicago, 8/7/07
 Assists 8, Jia Perkins at Chicago, 7/22/08



ALL-TIME SERIES RESULTS (30-8, 3-2)

Date	Site	W/L	Score	Date	Site	W/L	Score	Date	Site	W/L	Score
5/26/06	CHI	W	75-60	6/4/11	IND	W	65-57	5/16/14	CHI	L	71-74
6/21/06	IND	W	77-55	7/21/11	IND	W	77-63	6/20/14	CHI	W	83-75
7/30/06	CHI	W	69-64	8/7/11	CHI	L	69-88	7/17/14	IND	W	82-64
8/13/06	IND	L	73-80	9/4/11	CHI	W	88-80	7/22/14	CHI	L	57-60
								8/16/14	IND	W	71-67
7/8/07	IND	W	86-70	5/25/12	CHI	W	83-72				
7/18/07	IND	W	75-74	6/16/12	IND	W	84-70				
7/21/07	CHI	L	65-68	6/27/12	CHI	W	81-72				
8/7/07	CHI	W	75-70 2OT	7/7/12	IND	W	88-86 OT				
				9/1/12	IND	W	81-64				
7/2/08	IND	W	74-67	6/22/13	IND	L	61-71				
7/12/08	IND	W	66-57	8/3/13	IND	W	79-58				
7/22/08	CHI	L	60-68	8/6/13	CHI	W	64-58				
				9/6/13	CHI	W	82-77				
7/10/09	CHI	W	83-54								
7/15/09	IND	W	84-74								
8/5/09	IND	W	76-67								
9/10/09	CHI	L	79-86								
5/22/10	CHI	W	92-86 OT								
5/23/10	IND	W	69-61								
6/27/10	CHI	W	70-64								
7/6/10	CHI	W	58-51								
7/27/10	IND	W	78-74								

PLAYOFFS

9/20/13 CHI W 85-72
 9/22/13 IND W 79-57
 8/30/14 IND W 77-70
 9/1/14 CHI L 84-86 2OT
 9/3/14 IND L 62-75

Indiana won all five meetings of the I-65 series in both 2010 and 2012.

CHICAGO SKY

2014 SEASON SERIES (3-2) INDIANA FEVER VS. CHICAGO

PLAYER	G	GS	MIN	FIELD GOALS			3-POINT FG			FREE THROWS			REBOUNDS			AST	PF	DQ	STL	TO	BLK	PTS	AVG	HI
				FG	FGA	PCT	FG	FGA	PCT	FT	FTA	PCT	OFF	DEF	TOT									
Catchings	3	3	83	23	42	.548	1	5	.200	14	19	.737	7	20	27	2	6	0	8	9	0	61	20.3	25
Coleman	5	5	132	22	50	.440	5	17	.294	8	9	.889	4	15	19	7	12	0	4	6	4	57	11.4	13
January	5	5	138	22	50	.440	4	11	.364	3	4	.750	1	8	9	21	10	0	7	11	0	51	10.2	14
Howard	5	2	96	18	46	.391	0	0	.000	13	21	.619	12	13	25	2	16	0	4	5	9	49	9.8	16
Zellous	5	5	145	12	46	.261	3	11	.273	15	23	.652	4	13	17	10	12	0	3	7	6	42	8.4	14
Christmas	5	0	101	12	28	.429	5	9	.556	11	15	.733	6	12	18	5	5	0	3	2	2	40	8.0	14
Larkins	5	5	143	15	22	.682	0	0	.000	2	4	.500	15	25	40	13	16	0	8	5	7	32	6.4	13
Clarendon	3	0	37	7	19	.368	0	4	.000	0	0	.000	2	4	6	3	2	0	2	6	0	14	4.7	8
Hassell	1	0	14	2	3	.667	0	0	.000	0	0	.000	0	0	0	1	4	0	2	2	0	4	4.0	4
Thomas	2	0	23	2	4	.500	0	0	.000	0	0	.000	2	2	4	0	5	0	1	3	1	4	2.0	2
Carter	4	0	25	2	10	.200	1	3	.333	0	0	.000	0	1	1	1	1	0	0	2	0	5	1.3	5
Lucas	5	0	37	0	9	.000	0	6	.000	3	4	.750	0	2	2	2	2	0	0	2	2	3	0.6	2
Kizer	4	0	25	1	7	.143	0	0	.000	0	0	.000	3	4	7	0	6	0	1	1	1	2	0.5	2
FEVER	5	-	1000	138	336	.411	19	66	.288	69	99	.697	56	119	175	67	97	0	43	64	32	364	72.8	83
SKY	5	-	1000	125	309	.405	17	57	.298	73	94	.777	39	114	153	69	92	0	38	78	36	340	68.0	75

2014 SEASON SERIES (2-3) CHICAGO SKY VS. INDIANA

PLAYER	G	GS	MIN	FIELD GOALS			3-POINT FG			FREE THROWS			REBOUNDS			AST	PF	DQ	STL	TO	BLK	PTS	AVG	HI
				FG	FGA	PCT	FG	FGA	PCT	FT	FTA	PCT	OFF	DEF	TOT									
Delle Donne	2	1	58	11	31	.355	3	10	.300	12	15	.800	5	7	12	5	5	0	1	2	4	37	18.5	23
Fowles	3	3	93	17	27	.630	0	0	.000	6	8	.750	5	23	28	1	7	0	5	9	6	40	13.3	21
Prince	4	4	133	18	47	.383	3	15	.200	12	16	.750	1	10	11	9	8	0	6	6	2	51	12.8	18
Breland	5	5	154	19	47	.404	0	1	.000	11	13	.846	11	23	34	10	18	0	9	15	13	49	9.8	16
Quigley	5	0	112	16	42	.381	7	16	.438	10	10	1.000	3	6	9	6	10	0	2	10	0	49	9.8	17
Vandersloot	3	2	67	11	21	.524	2	4	.500	0	0	.000	1	5	6	12	7	0	5	8	1	24	8.0	11
Faulkner	5	3	103	10	37	.270	2	7	.286	10	13	.769	0	8	8	16	6	0	6	10	3	32	6.4	11
Young	5	5	137	9	24	.375	0	0	.000	5	9	.556	5	15	20	5	14	0	2	3	0	23	4.6	9
Goodlett	5	2	63	7	16	.438	0	0	.000	3	5	.600	5	7	12	3	7	0	1	4	3	17	3.4	9
Gatling	4	0	44	5	8	.625	0	0	.000	2	3	.667	2	6	8	1	7	0	0	2	3	12	3.0	6
Brandon	2	0	12	2	4	.500	0	0	.000	0	0	.000	1	4	5	0	3	0	0	2	1	4	2.0	4
Clements	4	0	25	0	5	.000	0	4	.000	2	2	1.000	0	0	0	1	0	0	1	2	0	2	0.5	2
SKY	5	-	1000	125	309	.405	17	57	.298	73	94	.777	39	114	153	69	92	0	38	78	36	340	68.0	75
FEVER	5	-	1000	138	336	.411	19	66	.288	69	99	.697	56	119	175	67	97	0	43	64	32	364	72.8	83

CONNECTICUT SUN

1 Mohegan Sun Blvd.
 Uncasville, CT 06382
 Tel: (860) 862-4000
 Fax: (860) 862-4010
 Ticket Information: (877) 786-8499
www.ConnecticutSun.com

Facebook: Facebook.com/ConnecticutSun | Twitter: @ConnecticutSun | Instagram: @ConnecticutSun

TEAM DIRECTORY

Owner..... The Mohegan Tribe
 Chief Executive Officer/Governor..... Mitchell Etes
 Alternate Governor Raymond Pineault
 Vice President and General Manager..... Christopher Sienko
 Head Coach Anne Donovan
 Assistant Coaches..... Jennifer Gillom, Steven Key
 Scouting and Video Operations Manager..... Catherine Proto
 Head Athletic Trainer..... Jeremy Norman
 Strength and Conditioning Coach..... Lisa White
 Public and Community Relations Manager Bill Tavares
 Tel.: (860) 862-4073
btavares@connecticutsun.com
 Publicist Jen Hildebrand
 Tel.: (860) 862-4087
jhildebrand@connecticutsun.com

QUICK FACTS

Conference Eastern
 Arena Mohegan Sun Arena (9,323)
 Colors Navy Blue, Red, Gold, Orange
 TV TBD

TEAM HISTORY

Franchise Evolution Connecticut Sun 2003-present
 Orlando Miracle 1999-2002;
 Franchise Record 276-226 (.550)
 Franchise Playoff Record 21-20 (.512)
 WNBA Titles..... 0
 2014 Record 13-21, 6th in East
 2014 Playoffs did not qualify

ALL-TIME SERIES RESULTS (23-34, 4-4)

Date	Site	W/L	Score
6/3/00	IND	L	82-88
6/17/00	ORL	W	79-54
7/6/00	ORL	L	60-72
6/18/01	IND	L	65-72
7/13/01	IND	W	74-60
8/14/01	ORL	L	72-78
6/11/02	ORL	W	75-69
7/3/02	ORL	L	71-79 OT
8/7/02	IND	W	70-63
6/20/03	IND	W	84-74
6/26/03	CON	W	94-90 2OT
8/3/03	CON	L	55-66
8/25/03	IND	L	62-72
6/22/04	IND	L	58-63
7/6/04	CON	L	77-79 OT
7/11/04	IND	L	61-65
9/19/04	CON	L	60-80
7/13/05	IND	W	64-53
7/26/05	CON	L	55-68
8/6/05	IND	L	65-74
8/23/05	CON	W	69-63
7/1/06	IND	L	66-76
8/9/06	IND	L	63-71
8/11/06	CON	W	87-68

2015 SCHEDULE VS. FEVER

6/30..... at Connecticut..... 7:00 p.m.
 7/18..... at Connecticut..... 7:00 p.m.
 8/2..... at Indiana 6:00 p.m. **(107.5/1070)**
 9/1..... at Indiana 7:00 p.m.
 All times ET

SERIES RECORD

Overall Fever 23, Sun 34
 At Indiana Fever 15, Sun 14
 At Orlando Fever 2, Sun 3
 At Connecticut..... Fever 6, Sun 17
 Playoffs Fever 4, Sun 4
 At Indiana Fever 3, Sun 1
 At Connecticut..... Fever 1, Sun 3



REGULAR SEASON SERIES HIGHS

FEVER TEAM
 Most Points 95 at Indiana, 6/21/12
 Fewest Points 55 at Connecticut, 9/2/11
 55 at Connecticut, 7/26/05
 55 at Connecticut, 8/3/03
 Largest Victory..... 34 at Indiana (95-61), 6/21/12

SUN TEAM

Most Points 95 at Connecticut, 9/13/09
 Fewest Points 46 at Connecticut, 5/27/08
 Largest Victory..... 28 at Connecticut (83-55), 9/2/11

FEVER INDIVIDUAL

Points..... 32, Tamika Catchings at Indiana, 8/7/02
 32, Katie Douglas at Indiana, 7/30/09
 Rebounds 16, Tamika Catchings at Connecticut, 6/26/03
 Assists..... 11, Coquese Washington at Indiana, 8/7/02

SUN INDIVIDUAL

Points..... 32, Nykesha Sales at Indiana, 8/15/07
 Rebounds 16, Tina Charles at Connecticut, 9/2/11
 Assists..... 10, Lindsay Whalen at Connecticut, OT, 7/6/04
 10, Shannon Johnson at Indiana, 6/20/03
 10, Shannon Johnson at Indiana, 6/3/00

Date	Site	W/L	Score
6/12/13	IND	L	61-73
7/6/13	IND	W	78-66
8/1/13	CON	L	64-70
9/7/13	IND	W	69-60
9/15/13	CON	L	80-82 OT
5/29/14	IND	W	79-65
6/7/14	CON	L	71-88
6/17/14	CON	L	67-89
7/10/14	IND	W	72-68
PLAYOFFS			
9/8/05	IND	L	68-73
9/10/05	CON	L	67-77 OT
8/23/07	CON	L	88-93 3OT
8/25/07	IND	W	78-59
8/27/07	IND	W	93-88 OT
10/5/12	CON	L	64-76
10/8/12	IND	W	78-76
10/11/12	CON	W	87-71

Date	Site	W/L	Score
6/22/07	IND	L	74-78
6/29/07	CON	L	67-72
8/4/07	CON	L	59-84
8/15/07	IND	L	74-77
5/27/08	CON	W	75-46
7/5/08	IND	W	81-74
8/28/08	IND	L	58-84
7/2/09	IND	W	67-53
7/19/09	CON	L	61-67
7/30/09	IND	W	94-85
9/13/09	CON	L	85-95
6/11/10	CON	L	77-86
6/13/10	IND	W	77-67
7/14/10	IND	L	68-77
8/15/10	CON	W	79-66
6/25/11	IND	W	75-70
7/13/11	IND	W	90-78
7/17/11	CON	L	71-76
7/28/11	CON	W	69-58
9/2/11	CON	L	55-83
6/8/12	IND	L	81-89
6/19/12	CON	L	85-88 OT
6/21/12	IND	W	95-61
9/19/12	CON	L	67-73

Acquired from the Sun in a 2008 trade, former Fever star Katie Douglas returned to Connecticut in the 2004 offseason. She retired prior to the 2015 season.

CONNECTICUT SUN

2014 SEASON SERIES (2-2) INDIANA FEVER VS. CONNECTICUT

PLAYER	G	GS	MIN	FIELD GOALS			3-POINT FG			FREE THROWS			REBOUNDS					PF	DQ	STL	TO	BLK	PTS	AVG	HI
				FG	FGA	PCT	FG	FGA	PCT	FT	FTA	PCT	OFF	DEF	TOT	AST									
Catchings	1	1	27	8	15	.533	0	0	.000	5	7	.714	1	6	7	0	0	0	1	1	0	21	21.0	21	
Larkins	4	4	128	18	25	.720	0	0	.000	9	12	.750	12	18	30	9	11	0	11	12	5	45	11.3	14	
January	4	4	114	9	28	.321	4	13	.308	16	17	.941	3	6	9	11	9	0	6	9	1	38	9.5	20	
Zellous	4	4	106	13	30	.433	4	8	.500	5	9	.556	1	5	6	3	11	0	3	5	1	35	8.8	14	
Kizer	3	0	39	11	21	.524	0	0	.000	3	4	.750	6	8	14	0	10	1	0	5	2	25	8.3	13	
Coleman	4	3	90	9	26	.346	4	9	.444	6	6	1.000	3	6	9	6	9	0	3	8	2	28	7.0	11	
Howard	4	3	70	11	26	.423	0	0	.000	4	6	.667	3	6	9	4	13	1	2	11	3	26	6.5	14	
Lucas	3	0	36	4	10	.400	4	9	.444	7	7	1.000	0	5	5	1	8	0	0	2	1	19	6.3	12	
Clarendon	4	0	46	8	16	.500	1	2	.500	1	4	.250	2	1	3	5	2	0	3	2	0	18	4.5	12	
Christmas	4	1	87	3	15	.200	0	5	.000	8	9	.889	4	10	14	2	10	0	4	7	1	14	3.5	9	
Carter	3	0	29	3	13	.231	0	2	.000	3	3	1.000	0	1	1	4	3	0	3	5	0	9	3.0	9	
Thomas	4	0	27	4	6	.667	0	0	.000	3	6	.500	2	6	8	2	4	0	0	5	1	11	2.8	8	
FEVER	4	-	800	101	231	.437	17	48	.354	70	90	.778	37	78	115	47	90	2	36	78	17	289	72.3	79	
SUN	4	-	800	110	248	.444	15	41	.366	75	100	.750	46	82	128	53	90	0	37	74	18	310	77.5	89	

2014 SEASON SERIES (2-2) CONNECTICUT SUN VS. INDIANA

PLAYER	G	GS	MIN	FIELD GOALS			3-POINT FG			FREE THROWS			REBOUNDS					PF	DQ	STL	TO	BLK	PTS	AVG	HI
				FG	FGA	PCT	FG	FGA	PCT	FT	FTA	PCT	OFF	DEF	TOT	AST									
Douglas	4	4	131	14	35	.400	6	17	.353	27	29	.931	3	11	14	9	8	0	8	11	1	61	15.3	18	
Ogwumike	4	4	95	21	36	.583	0	0	.000	17	26	.654	12	17	29	3	15	0	2	12	4	59	14.8	18	
Bentley	4	3	94	20	40	.500	4	8	.500	2	4	.500	1	7	8	16	13	0	5	11	1	46	11.5	21	
Thomas	4	3	89	14	32	.438	0	0	.000	7	11	.636	7	9	16	6	5	0	0	6	1	35	8.8	11	
Hightower	2	2	55	5	18	.278	0	4	.000	7	8	.875	6	3	9	5	7	0	3	4	1	17	8.5	11	
Bone	4	3	80	12	26	.462	0	0	.000	7	10	.700	3	7	10	2	14	0	3	5	4	31	7.8	16	
Montgomery	4	0	59	11	20	.550	5	10	.500	2	3	.667	1	0	1	4	2	0	3	4	2	29	7.3	11	
Cain	2	0	14	4	7	.571	0	0	.000	0	0	.000	3	1	4	1	4	0	0	0	0	8	4.0	6	
Griffin	4	1	80	5	17	.294	0	2	.000	0	0	.000	5	13	18	3	8	0	12	3	3	10	2.5	4	
Pedersen	4	0	49	2	6	.333	0	0	.000	3	6	.500	3	9	12	2	8	0	0	2	0	7	1.8	4	
Faris	3	0	30	1	5	.200	0	0	.000	3	3	1.000	1	3	4	0	4	0	1	1	0	5	1.7	3	
McCray	2	0	24	1	6	.167	0	0	.000	0	0	.000	1	2	3	2	2	0	0	5	1	2	1.0	2	
SUN	4	-	800	110	248	.444	15	41	.366	75	100	.750	46	82	128	53	90	0	37	74	18	310	77.5	89	
FEVER	4	-	800	101	231	.437	17	48	.354	70	90	.778	37	78	115	47	90	2	36	78	17	289	72.3	79	

LOS ANGELES SPARKS

5120 Goldleaf Circle, Suite 130
 Los Angeles, CA 90056
 Tel: (213) 929-1300
 Fax: (213) 929-1325
 Ticket Information: (888) 929-7849
 www.LASparks.com

Facebook: Facebook.com/LosAngelesSparks | Twitter: @LA_Sparks | Instagram: @LA_Sparks

TEAM DIRECTORY

Ownership Investment group led by
 Earvin "Magic" Johnson and Mark. R. Walter
 President Christine E. Simmons
 Executive Vice President & General Manager Penny Toler
 Head Coach Brian Agler
 Assistant Coaches Amber Stocks, Curt Miller
 Athletic Trainer Courtney Watson
 Basketball Operations/Scouts Thomas Archie, Michael Fischer
 Video Coordinator William Scott
 Director of Communications Stacey Mitch
 Tel.: (323) 431-3113
 smitch@la-sparks.com

QUICK FACTS

Conference Western
 Arena Staples Center (13,141)
 Colors Purple, Teal & Yellow
 TV Time Warner Cable SportsNet

TEAM HISTORY

Franchise Evolution Los Angeles Sparks, 1997 to present
 Franchise Record 358-236 (.603)
 Franchise Playoff Record 33-30 (.524)
 WNBA Titles 2 (2001, 2002)
 2014 Record 16-18, T-3rd in West
 2014 Playoffs Western Conference Semifinals
 lost to Phoenix, 0-2

2015 SCHEDULE VS. FEVER

8/18 at Los Angeles 10:30 p.m. **(107.5/1070)**
 8/26 Los Angeles 7:00 p.m. **(WNDY & 107.5/1070)**
 All times ET

SERIES RECORD

Overall Fever 8, Sparks 19
 At Indiana Fever 6, Sparks 7
 At Los Angeles Fever 2, Sparks 12

REGULAR SEASON SERIES HIGHS

FEVER TEAM

Most Points 98 at Indiana, 7/31/11
 Fewest Points 51 at Los Angeles, 7/19/04
 Largest Victory 35 at Indiana (98-63), 7/31/11

SPARKS TEAM

Most Points 94 at Los Angeles, 8/16/13
 Fewest Points 56 at Los Angeles, 7/5/07
 Largest Victory 31 at Los Angeles (82-51), 7/19/04

FEVER INDIVIDUAL

Points 29, Monica Maxwell at Indiana, 6/28/00
 Rebounds 13, Erlana Larkins at Indiana, 8/8/13
 Assists 8, Coquese Washington at Los Angeles, 7/28/02

SPARKS INDIVIDUAL

Points 34, Candace Parker at Indiana, 7/15/14
 Rebounds 20, Nneka Ogwumike at Indiana, 7/12/12
 Assists 11, Nikki Teasley at Los Angeles, 6/12/03



ALL-TIME SERIES RESULTS (8-19)

Date	Site	W/L	Score	Date	Site	W/L	Score
6/28/00	IND	L	73-82	5/29/08	IND	W	82-78 2OT
8/6/01	LA	L	66-81	6/22/08	LA	L	63-77
7/17/02	IND	L	58-73	6/12/09	IND	W	73-61
7/28/02	LA	L	62-80	8/10/09	LA	L	63-75
6/12/03	LA	L	66-74	7/22/10	IND	W	76-57
6/25/04	IND	W	71-67	8/10/10	LA	W	82-76
7/19/04	LA	L	51-82	7/31/11	IND	W	98-63
6/28/05	IND	L	58-61	8/18/11	LA	L	70-75
8/13/05	LA	L	59-69	7/12/12	IND	L	74-77
7/7/06	LA	L	60-72	8/21/12	LA	L	69-79
7/22/06	IND	L	68-73	8/8/13	IND	L	64-74
5/24/07	IND	W	83-70	8/16/13	LA	L	72-94
7/5/07	LA	W	57-56	7/15/14	IND	L	78-86
				7/28/14	LA	L	73-77

The Fever's double-overtime win on May 29, 2008 featured a WNBA-record 27 combined blocks between the teams.

LOS ANGELES SPARKS

2014 SEASON SERIES (0-2) INDIANA FEVER VS. LOS ANGELES

PLAYER	G	GS	MIN	FIELD GOALS			3-POINT FG			FREE THROWS			REBOUNDS			AST	PF	DQ	STL	TO	BLK	PTS	AVG	HI
				FG	FGA	PCT	FG	FGA	PCT	FT	FTA	PCT	OFF	DEF	TOT									
Catchings	2	2	59	15	26	.577	3	7	.429	8	10	.800	2	5	7	3	6	0	2	7	2	41	20.5	25
January	1	1	32	5	13	.385	1	8	.125	1	3	.333	0	1	1	4	3	0	2	3	0	12	12.0	12
Coleman	2	2	54	8	18	.444	4	6	.667	2	3	.667	4	8	12	5	4	0	2	5	1	22	11.0	16
Larkins	2	2	63	7	14	.500	0	0	.000	4	4	1.000	6	14	20	5	5	0	4	4	2	18	9.0	10
Zellous	2	2	58	7	16	.438	1	4	.250	3	4	.750	2	2	4	5	6	0	1	2	2	18	9.0	16
Christmas	2	0	33	5	8	.625	2	3	.667	1	2	.500	2	1	3	0	6	0	2	0	0	13	6.5	11
Clarendon	2	1	55	5	15	.333	1	4	.250	2	2	1.000	0	4	4	5	6	0	2	3	0	13	6.5	9
Kizer	2	0	17	4	6	.667	0	0	.000	1	1	1.000	1	3	4	0	2	0	1	3	0	9	4.5	7
Howard	2	0	18	2	5	.400	0	0	.000	1	1	1.000	4	1	5	0	3	0	2	2	1	5	2.5	5
Carter	1	0	4	0	0	.000	0	0	.000	0	0	.000	0	0	0	0	1	0	0	1	0	0	0.0	0
Lucas	2	0	8	0	1	.000	0	0	.000	0	0	.000	0	0	0	0	1	0	0	0	0	0	0.0	0
Thomas	1	0	1	0	0	.000	0	0	.000	0	0	.000	0	0	0	0	1	0	0	0	0	0	0.0	0
FEVER	2	-	400	58	122	.475	12	32	.375	23	30	.767	21	39	60	27	44	0	18	32	8	151	75.5	78
SPARKS	2	-	400	59	123	.480	7	12	.583	38	45	.844	25	39	64	33	31	0	20	29	5	163	81.5	86

2014 SEASON SERIES (2-0) LOS ANGELES SPARKS VS. INDIANA

PLAYER	G	GS	MIN	FIELD GOALS			3-POINT FG			FREE THROWS			REBOUNDS			AST	PF	DQ	STL	TO	BLK	PTS	AVG	HI
				FG	FGA	PCT	FG	FGA	PCT	FT	FTA	PCT	OFF	DEF	TOT									
Parker	1	1	34	12	20	.600	3	4	.750	7	8	.875	3	1	4	3	2	0	1	5	2	34	34.0	34
Toliver	2	2	73	9	15	.600	3	5	.600	11	12	.917	1	5	6	9	6	0	3	4	0	32	16.0	22
Ogwumike	2	2	48	9	24	.375	0	0	.000	5	5	1.000	3	7	10	2	5	0	3	5	1	23	11.5	21
Beard	2	2	57	9	16	.563	0	0	.000	4	7	.571	2	11	13	6	2	0	5	2	0	22	11.0	17
Lavender	2	2	65	7	17	.412	0	0	.000	7	7	1.000	4	4	8	6	1	0	1	5	1	21	10.5	13
Herrington	2	1	62	6	14	.429	0	0	.000	3	5	.600	9	8	17	5	6	0	2	3	1	15	7.5	9
Harding	1	0	16	3	8	.375	0	0	.000	0	1	1	2	1	2	2	0	3	0	0	0	6	6.0	6
Gruda	2	0	21	2	4	.500	0	0	.000	1	1	1.000	2	1	3	0	3	0	1	3	0	5	2.5	3
Wiggins	2	0	25	2	5	.400	1	3	.333	0	0	.000	1	1	2	0	4	0	1	1	0	5	2.5	5
SPARKS	2	-	400	59	123	.480	7	12	.583	38	45	.844	25	39	64	33	31	0	20	29	5	163	81.5	86
FEVER	2	-	400	58	122	.475	12	32	.375	23	30	.767	21	39	60	27	44	0	18	32	8	151	75.5	78

The Sparks' Nneka Ogumike pulled down a series-record 20 rebounds against the Fever on July 12, 2012.

MINNESOTA LYNX

600 First Avenue North
 Minneapolis, MN 55403
 Tel: (612) 673-1600
 Fax: (612) 673-8385
 Ticket Information: (612) 673-8400
www.LynxBasketball.com

Facebook: [Facebook.com/MinnesotaLynx](https://www.facebook.com/MinnesotaLynx) | Twitter: [@MinnesotaLynx](https://twitter.com/MinnesotaLynx) | Instagram: [@MinnesotaLynx](https://www.instagram.com/MinnesotaLynx)

TEAM DIRECTORY

Owner..... Glen Taylor
 Chief Executive Officer Rob Moor
 President Chris Wright
 Executive Vice President..... Roger Griffith
 Head Coach Cheryl Reeve
 Assistant Coaches..... Shelley Patterson, Jim Peterson
 Head Athletic Trainer..... Chuck Barta
 Public Relations Manager..... Ashley Carlson
 Tel.: (612) 673-1208
 acarlson@lynxbasketball.com

QUICK FACTS

Conference Western
 Arena Target Center (9,181)
 Colors Blue, Green, Silver, Light Blue and Red
 Flagship Radio BOB-106 FM
 TV FOX Sports North

TEAM HISTORY

Franchise Evolution Minnesota Lynx, 1999 to present
 Franchise Record 270-266 (.504)
 Franchise Playoff Record 23-11 (.676)
 WNBA Titles..... 2 (2011, 2013)
 2014 Record 25-9, 2nd in West
 2014 Playoffs Western Conference Finals
 defeated San Antonio, 2-0; lost to Phoenix, 1-2

2015 SCHEDULE VS. FEVER

6/6..... at Indiana 7:00 p.m. (FSI)
 9/4..... at Minnesota..... 8:00 p.m.
 All times ET

SERIES RECORD

Overall Fever 12, Lynx 16
 At Indiana Fever 6, Lynx 8
 At Minnesota..... Fever 6, Lynx 8
 Playoffs Fever 3, Lynx 1
 At Indiana Fever 2, Lynx 0
 At Minnesota..... Fever 1, Lynx 1



REGULAR SEASON SERIES HIGHS

FEVER TEAM

Most Points 91 at Minnesota, 8/13/09
 Fewest Points 45 at Minnesota, 7/19/05
 Largest Victory..... 38 at Minnesota (89-51), 6/6/10

LYNX TEAM

Most Points 96 at Indiana, 6/7/09
 Fewest Points 51 at Minnesota, 6/6/10
 Largest Victory..... 22 at Indiana (96-74), 6/7/09

FEVER INDIVIDUAL

Points..... 27, Tamika Catchings at Minnesota, 6/6/10
 Rebounds 14, Tamika Catchings at Indiana, OT, 8/22/10
 Assists..... 9, Tamika Catchings at Indiana, 7/24/08

LYNX INDIVIDUAL

Points..... 35, Maya Moore at Minnesota, 8/24/13
 Rebounds 16, Nicky Anosike at Minnesota, 8/13/09
 Assists..... 8, Nicole Ohlde at Minnesota, 6/2/06
 8, Helen Darling at Indiana, 7/8/04
 8, Teresa Edwards at Indiana, 7/26/03
 8, Betty Lennox at Minnesota, 8/6/00

ALL-TIME SERIES RESULTS (12-16, 3-1)

Date	Site	W/L	Score	Date	Site	W/L	Score
8/6/00	MIN	L	75-80	6/7/09	IND	L	74-96
6/12/01	MIN	W	65-60	8/13/09	MIN	W	91-81
6/16/01	IND	W	67-65	6/6/10	MIN	W	89-51
7/26/02	IND	W	73-63	8/22/10	IND	L	79-83 OT
6/21/03	MIN	L	58-66	6/26/11	MIN	W	78-75
7/26/03	IND	L	65-70	7/15/11	IND	L	70-80
7/8/04	IND	W	58-56	9/14/12	IND	L	64-66
9/3/04	MIN	W	69-61	9/17/12	MIN	L	79-86
6/24/05	IND	W	57-55	7/11/13	IND	L	62-69
7/19/05	MIN	L	45-66	8/24/13	MIN	L	77-84
6/2/06	MIN	L	87-92	6/22/14	MIN	L	77-83
8/3/06	IND	W	69-59	8/5/14	IND	L	64-66
5/19/07	IND	W	83-64	PLAYOFFS			
5/29/07	MIN	W	89-75	10/14/12	MIN	W	76-70
7/24/08	IND	L	80-84 OT	10/17/12	MIN	L	71-83
9/9/08	MIN	L	76-86	10/19/12	IND	W	76-59
				10/21/12	IND	W	87-78

Indiana set a franchise record for victory margin, June 6, 2010, when the Fever downed the Lynx 89-51 at Target Center.

MINNESOTA LYNX

2014 SEASON SERIES (0-2) INDIANA FEVER VS. MINNESOTA

PLAYER	G	GS	MIN	FIELD GOALS			3-POINT FG			FREE THROWS			REBOUNDS			AST	PF	DQ	STL	TO	BLK	PTS	AVG	HI
				FG	FGA	PCT	FG	FGA	PCT	FT	FTA	PCT	OFF	DEF	TOT									
Christmas	2	1	58	10	19	.526	5	8	.625	8	10	.800	3	5	8	5	6	0	8	2	2	33	16.5	18
Lucas	1	0	30	4	11	.364	3	10	.300	2	2	1.000	1	0	1	1	1	0	2	0	0	13	13.0	13
Catchings	1	1	25	5	12	.417	0	1	.000	2	3	.667	2	4	6	0	1	0	2	1	2	12	12.0	12
January	2	2	60	9	24	.375	2	7	.286	3	3	1.000	0	1	1	9	4	0	3	3	1	23	11.5	16
Larkins	2	2	66	9	16	.563	0	0	.000	3	4	.750	9	12	21	3	5	0	1	6	1	21	10.5	13
Zellous	2	2	48	4	21	.190	2	5	.400	6	7	.857	2	5	7	5	6	0	0	2	0	16	8.0	16
Coleman	2	1	36	5	11	.455	3	5	.600	0	0	---	0	2	2	1	2	0	1	2	0	13	6.5	11
Clarendon	2	0	33	2	8	.250	1	2	.500	0	0	---	0	3	3	3	3	0	0	3	0	5	2.5	3
Howard	2	1	25	1	9	.111	0	0	.000	1	2	.500	2	2	4	0	3	0	2	1	3	3	1.5	3
Kizer	2	0	19	1	4	.250	0	0	.000	0	0	---	1	3	4	0	4	0	0	5	0	2	1.0	2
FEVER	2	-	400	50	135	.370	16	38	.421	25	31	.806	20	37	57	27	35	0	19	27	9	141	70.5	77
LYNX	2	-	400	58	122	.475	3	17	.176	30	34	.882	14	52	66	38	31	1	11	31	10	149	74.5	83

2014 SEASON SERIES (2-0) MINNESOTA LYNX VS. INDIANA

PLAYER	G	GS	MIN	FIELD GOALS			3-POINT FG			FREE THROWS			REBOUNDS			AST	PF	DQ	STL	TO	BLK	PTS	AVG	HI
				FG	FGA	PCT	FG	FGA	PCT	FT	FTA	PCT	OFF	DEF	TOT									
M. Moore	2	2	71	14	31	.452	1	9	.111	11	11	1.000	5	13	18	8	5	0	5	7	0	40	20.0	25
Augustus	2	2	61	15	23	.652	1	2	.500	3	3	1.000	1	4	5	4	3	0	0	4	0	34	17.0	18
Whalen	2	2	64	8	17	.471	0	0	.000	9	10	.900	0	9	9	8	1	0	1	6	0	25	12.5	16
McCarville	2	2	50	9	15	.600	0	1	.000	0	0	---	1	4	5	7	9	1	0	6	4	18	9.0	10
White	2	0	38	6	13	.462	1	4	.250	2	2	1.000	2	3	5	2	3	0	3	1	0	15	7.5	9
Peters	2	0	42	4	9	.444	0	0	.000	1	2	.500	0	7	7	5	2	0	1	0	5	9	4.5	9
Dantas	2	1	26	2	5	.400	0	0	.000	1	2	.500	1	5	6	1	3	0	1	1	0	5	2.5	4
Brunson	1	1	29	0	4	.000	0	0	.000	1	2	.500	4	5	9	1	3	0	0	1	1	1	1.0	1
Wright	2	0	9	0	3	.000	0	0	.000	2	2	1.000	0	0	0	2	2	0	0	2	0	2	1.0	2
Liston	2	0	8	0	2	.000	0	1	.000	0	0	---	0	2	2	0	0	0	0	1	0	0	0.0	0
LYNX	2	-	400	58	122	.475	3	17	.176	30	34	.882	14	52	66	38	31	1	11	31	10	149	74.5	83
FEVER	2	-	400	50	135	.370	16	38	.421	25	31	.806	20	37	57	27	35	0	19	27	9	141	70.5	77

NEW YORK LIBERTY

Two Pennsylvania Plaza
 New York, NY 10121
 Tel: (212) 564-9622
 Fax: (212) 465-6250
 Ticket Information: (212) 465-6766
 www.NYLiberty.com

Facebook: Facebook.com/NewYorkLiberty | Twitter: @NYLiberty | Instagram: @NewYorkLiberty

TEAM DIRECTORY

Executive Chairman, Madison Square Garden
 President & CEO, Cablevision Systems Corp..... James L. Dolan
 President & CEO, MSG..... Tad Smith
 President, MSG Sports.....Dave Howard
 Exec. VP-Marketing, MSG Sports..... Michael Guth
 Exec. VP-Tickets/Clubs/Corporate Hospitality, MSG Sports
 Howard Jacobs
 Sr. VP, Marketing..... Brian Grossman
 VP, Sales Strategy and Planning..... Kristin Bernert
 Head Coach and General Manager Bill Laimbeer
 Assistant Coaches Barbara Farris, Katie Smith
 Athletic Trainer Laura Ramus
 Manager, Communications..... Vincent Novicki
 Tel.: (212) 465-5962
 vincent.novicki@msg.com

QUICK FACTS

Conference Eastern
 Arena Madison Square Garden (19,812)
 Colors Black, Seafoam Green, Light Blue, Orange and White
 TV MSG Network

TEAM HISTORY

Franchise Evolution New York Liberty, 1997 to present
 Franchise Record305-289 (.513)
 Franchise Playoff Record24-31 (.436)
 WNBA Titles..... 0
 2014 Record 15-19, 5th in East
 2014 Playoffs did not qualify

2015 SCHEDULE VS. FEVER

6/9 at New York 7:00 p.m.
 6/19 at New York 7:30 p.m. **(107.5/1070)**
 7/29 at Indiana 7:00 p.m. **(107.5/1070)**
 8/23 at Indiana 6:00 p.m. **(FSI & 107.5/1070)**
 9/13 at Indiana 5:00 p.m. **(WNDY)**
 All times ET

SERIES RECORD

Overall Fever 35, Liberty 21
 At Indiana Fever 20, Liberty 7
 At New York..... Fever 15, Liberty 14
 Playoffs Fever 6, Liberty 5
 At Indiana Fever 5, Liberty 0
 At New York..... Fever 1, Liberty 5



REGULAR SEASON SERIES HIGHS

FEVER TEAM
 Most Points 96 at New York, 3OT, 6/26/08
 Fewest Points 55 at New York, 6/25/02
 Largest Victory.....33 at New York (77-44), 8/8/06

LIBERTY TEAM
 Most Points 102 at New York, 3OT, 6/26/08
 Fewest Points 44 at New York, 8/8/06
 Largest Victory..... 21 at New York (78-57), 8/17/10

FEVER INDIVIDUAL
 Points.....32, Tamika Catchings at Indiana, 8/13/11
32, Tamika Catchings at New York, 8/22/03
32, Tamika Catchings at Indiana, 6/8/02
 Rebounds 16, Erlana Larkins at Indiana, 7/23/13
 Assists.....9, Tamika Catchings at Indiana, 6/5/10

LIBERTY INDIVIDUAL
 Points.....40, Cappie Pondexter at New York, OT, 7/18/10
 Rebounds14, Tina Charles at Indiana, 5/31/14
 14, Tari Phillips at New York, 7/9/01
 Assists..... 12, Teresa Weatherspoon at New York, 6/30/00

ALL-TIME SERIES RESULTS (35-21, 6-5)

Date	Site	W/L	Score	Date	Site	W/L	Score	Date	Site	W/L	Score				
6/10/00	IND	L	62-70	6/5/07	NY	L	67-78	6/5/13	*** NY	L	68-75 OT				
6/23/00	IND	L	60-69	6/10/07	IND	W	80-61	7/13/13	*** NY	W	74-53				
6/30/00	NY	L	70-72	6/24/07	NY	W	74-63	7/23/13	IND	L	72-77				
6/2/01	NY	L	58-75	7/12/07	IND	W	79-63	8/30/13	*** NY	W	73-67				
7/8/01	IND	L	56-58	6/18/08	IND	W	83-69	9/13/13	IND	W	66-63				
7/9/01	NY	L	65-72	6/26/08	NY	L	96-102 3OT	5/31/14	IND	W	70-66				
6/8/02	IND	W	71-62	7/19/08	** NY	W	71-55	8/10/14	NY	W	90-76				
6/25/02	NY	L	55-74	9/11/08	IND	W	74-59	8/14/14	IND	W	76-63				
7/19/02	IND	L	62-70	6/26/09	NY	W	82-81 OT	8/17/14	NY	L	61-73				
6/7/03	IND	W	86-66	6/27/09	IND	W	63-54	PLAYOFFS							
7/10/03	IND	W	76-69	9/8/09	NY	W	69-63	8/16/02	IND	W	73-55				
7/20/03	NY	L	65-73	6/5/10	IND	W	78-73	8/18/02	NY	L	65-84				
8/22/03	NY	W	64-51	7/18/10	NY	W	84-81 OT	8/20/02	NY	L	60-75				
5/21/04	IND	W	69-67	8/3/10	IND	L	72-82	8/30/05	NY	W	63-51				
6/11/04	NY	W	72-68	8/17/10	NY	L	57-78	9/1/05	IND	W	58-50				
6/19/04	IND	W	70-65	6/10/11	IND	L	80-81	8/26/10	NY	L	73-85				
9/16/04	* NY	L	71-77 OT	6/11/11	*** NY	W	86-80	8/29/10	IND	W	75-67				
5/26/05	NY	W	67-59	8/13/11	IND	W	82-71	9/1/10	NY	L	74-77				
6/10/05	IND	W	62-59	9/9/11	*** NY	L	75-83	9/15/11	IND	W	74-72				
7/31/05	NY	L	53-67	6/2/12	IND	W	91-68	9/17/11	*** NY	L	72-87				
8/27/05	IND	W	75-50	6/3/12	*** NY	L	72-87	9/19/11	IND	W	72-62				
5/30/06	IND	W	91-70	7/10/12	IND	W	84-82	* played at Radio City Music Hall							
6/13/06	NY	W	80-78 OT	8/30/12	*** NY	W	76-63	** Liberty Outdoor Classic played at Arthur Ashe Stadium, located in the USTA Billie Jean King National Tennis Center							
8/8/06	NY	W	77-44									*** played at Prudential Center (Newark, NJ)			

Tamika Catchings has scored 32 points against the Liberty on three separate occasions.

NEW YORK LIBERTY

2014 SEASON SERIES (3-1) INDIANA FEVER VS. NEW YORK

PLAYER	G	GS	MIN	FIELD GOALS			3-POINT FG			FREE THROWS			REBOUNDS					PF	DQ	STL	TO	BLK	PTS	AVG	HI
				FG	FGA	PCT	FG	FGA	PCT	FT	FTA	PCT	OFF	DEF	TOT	AST									
Catchings	2	2	60	18	33	.545	4	7	.571	4	8	.500	0	12	12	5	3	0	5	3	1	44	22.0	29	
January	3	3	95	14	24	.583	6	9	.667	5	5	1.000	0	3	3	14	4	0	6	6	0	39	13.0	20	
Larkins	3	3	95	12	19	.632	0	0	---	6	10	.600	7	15	22	6	10	0	6	7	0	30	10.0	14	
Zellous	4	4	104	15	33	.455	1	6	.167	9	11	.818	1	10	11	9	10	0	4	8	0	40	10.0	11	
Howard	4	2	68	13	31	.419	0	0	---	4	7	.571	10	6	16	4	12	0	2	8	0	30	7.5	12	
Christmas	4	0	92	7	23	.304	3	10	.300	10	12	.833	7	9	16	4	8	0	2	3	1	27	6.8	14	
Lucas	4	0	54	9	19	.474	5	11	.455	3	3	1.000	1	2	3	9	8	0	2	3	0	26	6.5	17	
Coleman	4	4	76	8	28	.286	3	15	.200	3	3	1.000	2	8	10	1	6	0	1	4	1	22	5.5	11	
Kizer	4	1	47	9	22	.409	0	0	---	2	5	.400	1	10	11	0	10	0	3	3	1	20	5.0	8	
Carter	4	0	45	3	11	.273	0	3	.000	3	3	1.000	1	1	2	4	3	0	1	3	0	9	2.3	4	
Clarendon	3	1	36	2	7	.286	1	1	1.000	1	1	1.000	1	3	4	5	1	0	2	2	0	6	2.0	3	
Thomas	3	0	29	2	8	.250	0	0	---	0	2	.000	3	6	9	2	4	0	0	3	7	4	1.3	4	
FEVER	4	-	800	112	258	.434	23	62	.371	50	70	.714	34	85	119	63	79	0	34	55	11	297	74.3	90	
LIBERTY	4	-	800	106	227	.467	4	18	.222	62	81	.765	23	94	117	58	73	1	31	59	15	278	69.5	76	

2014 SEASON SERIES (1-3) NEW YORK LIBERTY VS. INDIANA

PLAYER	G	GS	MIN	FIELD GOALS			3-POINT FG			FREE THROWS			REBOUNDS					PF	DQ	STL	TO	BLK	PTS	AVG	HI
				FG	FGA	PCT	FG	FGA	PCT	FT	FTA	PCT	OFF	DEF	TOT	AST									
Charles	4	4	111	22	42	.524	0	0	.000	14	18	.778	6	23	29	6	3	0	5	14	2	58	14.5	22	
Pondexter	4	4	120	15	37	.405	0	4	.000	11	14	.786	2	9	11	11	5	0	3	10	0	41	10.3	18	
Pierson	4	1	68	8	24	.333	0	1	.000	12	14	.857	3	7	10	5	15	1	2	11	2	28	7.0	15	
Cruz	4	4	104	12	29	.414	2	6	.333	1	2	.500	0	9	9	12	2	0	4	2	0	27	6.8	10	
Rodgers	4	0	63	7	18	.389	2	3	.667	11	13	.846	2	9	11	5	5	0	4	4	3	27	6.8	9	
Houston	3	0	29	8	10	.800	0	1	.000	1	1	1.000	0	2	2	3	3	0	3	1	2	17	5.7	8	
Jeffery	1	0	9	2	3	.667	0	0	.000	0	0	.000	1	2	3	0	1	0	0	0	0	4	4.0	4	
Milton-Jones	1	0	24	2	4	.500	0	0	.000	0	0	.000	0	5	5	0	2	0	1	2	3	4	4.0	4	
Warley-Talbert	3	2	35	6	10	.600	0	0	.000	0	2	.000	1	7	8	0	9	0	1	5	0	12	4.0	6	
Young	1	0	8	2	2	1.000	0	0	.000	0	0	.000	1	0	1	0	3	0	1	0	1	4	4.0	4	
McKinney	3	0	32	3	9	.333	0	0	.000	5	9	.556	2	0	2	2	5	0	0	1	0	11	3.7	8	
Cash	3	2	61	9	16	.563	0	2	.000	2	2	1.000	2	1	3	7	6	0	2	2	1	20	6.7	8	
Montgomery	4	2	62	5	11	.455	0	0	.000	1	2	.500	2	13	15	3	13	0	0	4	0	11	2.8	4	
Carson	4	1	55	4	9	.444	0	0	.000	2	2	1.000	1	5	6	2	1	0	3	3	1	10	2.5	4	
Lacy	3	0	20	1	3	.333	0	1	.000	2	2	1.000	0	2	2	2	0	0	2	0	0	4	1.3	2	
LIBERTY	4	-	800	106	227	.467	4	18	.222	62	81	.765	23	94	117	58	73	1	31	59	15	278	69.5	76	
FEVER	4	-	800	112	258	.434	23	62	.371	50	70	.714	34	85	119	63	79	0	34	55	11	297	74.3	90	

PHOENIX MERCURY

201 East Jefferson Street
 Phoenix, AZ 85004
 Tel: (602) 379-2000
 Fax: (602) 379-7540
 Ticket Information: (602) 252-WNBA
www.phoenixmercury.com

Facebook: [Facebook.com/PhoenixMercury](https://www.facebook.com/PhoenixMercury) | Twitter: [@PhoenixMercury](https://twitter.com/PhoenixMercury) | Instagram: [@PhoenixMercury](https://www.instagram.com/PhoenixMercury)

TEAM DIRECTORY

Managing Partner..... Robert Sarver
 PresidentJason Rowley
 Executive VP, General Manager..... Jim Pitman
 Vice President..... Ann Meyers Drysdale
 Vice President, OperationsVince Kozar
 Head Coach & VP, Player PersonnelSandy Brondello
 Assistant CoachesJulie Hairgrove, Todd Troxell
 Athletic Trainer Tamara Poole
 Manager, Basketball Communications John H. Steinmiller
 Tel: (602) 379-7560
jsteinmiller@phoenixmercury.com

QUICK FACTS

ConferenceWestern
 Arena US Airways Center (9,629)
 ColorsOrange, Purple and Gray
 TVFOX Sports Arizona

TEAM HISTORY

Franchise EvolutionPhoenix Mercury, 1997 to present
 Franchise Record304-290 (.512)
 Franchise Playoff Record30-21 (.588)
 WNBA Titles..... 3 (2007, 2009, 2014)
 2014 Record 29-5, 1st in West
 2014 Playoffs WNBA Champions
defeated Los Angeles, 2-0; defeated Minnesota, 2-1
 defeated Chicago, 3-0

2015 SCHEDULE VS. FEVER

6/12..... at Indiana 7:00 p.m. **(FSI & 107.5/1070)**
 8/16..... at Phoenix7:00 p.m. **(ESPN2 & 107.5/1070)**
 All times ET

SERIES RECORD

Overall Fever 16, Mercury 11
 At Indiana Fever 9, Mercury 5
 At Phoenix Fever 7, Mercury 6
 Playoffs Fever 2, Mercury 3
 At Indiana Fever 1, Mercury 1
 At Phoenix Fever 1, Mercury 2

REGULAR SEASON SERIES HIGHS

FEVER TEAM

Most Points 110 at Indiana, 8/13/10
 Fewest Points 56 at Phoenix, 7/24/04
 Largest Victory.....22 at Phoenix (104-82), 8/8/10

MERCURY TEAM

Most Points 106 at Indiana, 9/2/09
 Fewest Points 56 at Phoenix, 8/14/05
 56 at Phoenix, 7/31/02
 Largest Victory.....17 at Phoenix (75-58), 8/14/13

FEVER INDIVIDUAL

Points.....30, Katie Douglas at Indiana, 9/9/12
 Rebounds15, Tamika Catchings at Indiana, 6/15/07
 Assists..... 9, Rita Williams at Indiana, 7/1/01

MERCURY INDIVIDUAL

Points..... 32, Diana Taurasi at Phoenix, OT, 6/10/11
 Rebounds18, Candice Dupree at Phoenix, OT, 6/10/11
 Assists..... 11, Diana Taurasi at Phoenix, 8/14/13



ALL-TIME SERIES RESULTS (16-11, 2-3)

Date	Site	W/L	Score	Date	Site	W/L	Score
7/8/00	IND	L	65-66	8/8/10	PHO	W	104-82
7/26/00	PHO	L	65-79	8/13/10	IND	W	110-90
7/1/01	IND	W	86-78	6/19/11	PHO	L	89-93 OT
7/31/02	PHO	W	58-56	6/28/11	IND	W	91-86
7/2/03	IND	W	79-65	8/25/12	PHO	W	85-72
7/3/04	IND	W	61-60	9/9/12	IND	W	89-83
7/24/04	PHO	L	56-71	6/8/13	IND	L	67-82
5/24/05	IND	W	83-76	8/14/13	PHO	L	58-75
8/14/05	PHO	W	62-56	6/27/14	IND	L	76-81
6/23/06	PHO	W	83-73	8/2/14	PHO	L	69-79
7/18/06	IND	W	71-65	PLAYOFFS			
6/15/07	IND	L	78-89	9/29/09	PHO	L	116-120 OT
7/29/07	PHO	L	75-80	10/1/09	PHO	W	93-84
7/27/08	PHO	W	88-84	10/4/09	IND	W	86-85
9/14/08	IND	W	103-89	10/7/09	IND	L	77-90
8/8/09	PHO	W	90-83	10/9/09	PHO	L	86-94
9/2/09	IND	L	90-106				

Indiana's top three regular season scoring figures (110, 104, 103) have come against the Mercury.

PHOENIX MERCURY

2014 SEASON SERIES (0-2) INDIANA FEVER VS. PHOENIX

PLAYER	G	GS	MIN	FIELD GOALS			3-POINT FG			FREE THROWS			REBOUNDS			AST	PF	DQ	STL	TO	BLK	PTS	AVG	HI
				FG	FGA	PCT	FG	FGA	PCT	FT	FTA	PCT	OFF	DEF	TOT									
Zellous	2	1	65	10	26	.385	2	7	.286	10	12	.833	2	3	5	5	9	0	1	4	0	32	16.0	18
Coleman	2	2	64	8	18	.444	4	9	.444	7	8	.875	4	8	12	5	7	0	1	3	0	27	13.5	15
January	2	2	59	6	22	.273	4	9	.444	4	4	1.000	0	4	4	10	5	0	2	10	1	20	10.0	11
Catchings	1	1	23	0	10	.000	0	2	.000	8	8	1.000	2	5	7	0	2	0	1	2	1	8	8.0	8
Larkins	2	2	60	7	11	.636	0	0	.000	2	2	1.000	2	22	24	3	8	0	0	5	0	16	8.0	12
Thomas	2	2	53	8	11	.727	0	0	.000	0	2	.000	4	8	12	1	7	0	2	1	4	16	8.0	10
Christmas	2	0	41	2	16	.125	2	6	.333	5	6	.833	6	6	12	1	4	0	0	0	0	11	5.5	11
Clarendon	2	0	21	4	6	.667	0	0	.000	0	0	.000	0	1	1	1	5	0	0	1	0	8	4.0	6
Kizer	2	0	9	2	3	.667	0	0	.000	1	4	.250	1	1	2	0	3	0	0	0	0	5	2.5	4
Lucas	1	0	2	1	1	1.000	0	0	.000	0	0	.000	0	0	0	0	0	0	0	0	0	2	2.0	2
Howard	2	0	4	0	1	.000	0	0	.000	0	0	.000	1	1	2	0	1	0	0	0	0	0	0.0	0
FEVER	2	-	400	48	125	.384	12	33	.364	37	46	.804	22	59	81	26	51	0	7	30	6	145	72.5	76
MERCURY	2	-	400	51	118	.432	8	25	.320	50	61	.820	10	50	60	29	35	0	15	13	16	160	80.0	81

2014 SEASON SERIES (2-0) PHOENIX MERCURY VS. INDIANA

PLAYER	G	GS	MIN	FIELD GOALS			3-POINT FG			FREE THROWS			REBOUNDS			AST	PF	DQ	STL	TO	BLK	PTS	AVG	HI
				FG	FGA	PCT	FG	FGA	PCT	FT	FTA	PCT	OFF	DEF	TOT									
Taurasi	2	2	64	9	21	.429	5	12	.417	15	15	1.000	0	3	3	6	5	0	3	2	1	38	19.0	23
Bonner	2	2	64	7	17	.412	1	5	.200	13	17	.765	3	5	8	5	4	0	6	2	0	28	14.0	14
Dupree	2	2	64	9	23	.391	0	0	.000	8	9	.889	1	12	13	7	3	0	1	1	4	26	13.0	18
Taylor	2	2	56	10	17	.588	0	3	.000	5	9	.556	0	10	10	6	5	0	2	2	2	25	12.5	20
Griner	2	2	65	8	21	.381	0	0	.000	5	6	.833	3	9	12	2	4	0	2	3	8	21	10.5	17
Bass	2	0	31	4	7	.571	0	0	.000	0	1	.000	3	9	12	0	4	0	0	0	0	8	4.0	6
Phillips	2	0	31	3	8	.375	2	4	.500	0	0	.000	0	1	1	2	1	0	1	1	0	8	4.0	8
Murphy	2	0	14	0	2	.000	0	0	.000	4	4	1.000	0	1	1	0	6	0	0	1	1	4	2.0	4
Jekabsone-Zogota	2	0	11	1	2	.500	0	1	.000	0	0	.000	0	0	0	1	3	0	0	0	0	2	1.0	2
MERCURY	2	-	400	51	118	.432	8	25	.320	50	61	.820	10	50	60	29	35	0	15	13	16	160	80.0	81
FEVER	2	-	400	48	125	.384	12	33	.364	37	46	.804	22	59	81	26	51	0	7	30	6	145	72.5	76

The Fever and Mercury played the highest-scoring game in WNBA Playoffs history on Sept. 29, 2009: PHO 120, IND 116.

SAN ANTONIO STARS

One AT&T Center Parkway
 San Antonio, TX 78219
 Tel: (210) 444-5000
 Fax: (210) 444-5003
 Ticket Information: (210) 444-5090
www.SASilverStars.com

Facebook: [Facebook.com/SASStarsBasketball](https://www.facebook.com/SASStarsBasketball) | Twitter: @SASStars | Instagram: @SASStars

TEAM DIRECTORY

Owner Peter Holt
 President of Business Operations..... Rick Pych
 President of Sports Franchises RC Buford
 Head Coach & General Manager Dan Hughes
 Assistant Coaches Vickie Johnson, James Wade
 Athletic Trainer Tonya Holley
 Strength and Conditioning Coach..... Chrissy Stragisher
 Communications Manager Preston Petri
 Tel.: (210) 444-5738
 ppetri@attcenter.com

QUICK FACTS

Conference Western
 Arena Freeman Coliseum (9,000)
 Colors Silver and Black
 Flagship Radio Ticket 760
 TV FOX Sports Southwest

TEAM HISTORY

Franchise Evolution San Antonio Stars, 2014-present
 San Antonio Silver Stars, 2003-13;
 Utah Starzz, 1997 to 2002
 Franchise Record 278-347 (.445)
 Franchise Playoff Record 10-23 (.303)
 WNBA Titles..... 0
 2014 Record 16-18, T-3rd in West
 2014 Playoffs Western Conference Semifinals
 lost to Minnesota, 0-2

2015 SCHEDULE VS. FEVER

7/10 at Indiana 7:00 p.m. (WNDY & 107.5/1070)
 7/21 at San Antonio..... 12:30 p.m.
 All times ET

SERIES RECORD

Overall Fever 15, Stars 13
 At Indiana Fever 7, Stars 7
 At Utah Fever 0, Stars 3
 At San Antonio..... Fever 8, Stars 3

REGULAR SEASON SERIES HIGHS

FEVER TEAM

Most Points 82 at San Antonio, 9/7/12
 Fewest Points 53 at San Antonio, 6/11/08
 Largest Victory..... 34 at Indiana (81-57), 7/23/03

STARS TEAM

Most Points 88 at Indiana, 7/5/12
 Fewest Points 47 at Indiana, 7/23/03
 Largest Victory..... 19 at San Antonio (84-65), 7/23/09

FEVER INDIVIDUAL

Points..... 31, Olympia Scott at Indiana, 7/10/02
 Rebounds 15, Tamika Catchings at Indiana, 7/5/12
 Assists..... 6, Erlana Larkins, at Indiana 7/5/14
 6, Briann January at San Antonio, 9/7/12
 Briann January at San Antonio, 7/23/09
 6, Sheri Sam at Indiana, OT, 7/24/07
 6, Tamika Catchings at San Antonio, 8/11/05
 6, Kelly Miller at San Antonio, 6/1/04

STARS INDIVIDUAL

Points..... 29, Adrienne Goodson at Utah, 7/29/00
 Rebounds 15, Natalie Williams at Utah, 7/29/00
 Assists..... 10, Jennifer Azzi at Utah, 8/4/01



ALL-TIME SERIES RESULTS (15-13)

Date	Site	W/L	Score	Date	Site	W/L	Score
7/29/00	UTA	L	71-79	6/11/08	SA	L	53-64
				6/15/08	IND	L	60-70
7/18/01	IND	L	57-61	7/23/09	SA	L	65-84
8/4/01	UTA	L	54-65	8/27/09	IND	W	77-66
6/18/02	UTA	L	71-79	6/3/10	IND	W	79-57
7/10/02	IND	L	69-82	8/20/10	SA	L	61-75
7/23/03	IND	W	81-47	8/9/11	IND	W	81-68
6/1/04	SA	W	79-60	8/16/11	SA	W	65-63
9/10/04	IND	L	65-82	7/5/12	IND	L	72-88
7/21/05	IND	W	66-53	9/7/12	SA	W	82-78
8/11/05	SA	W	57-50	5/24/13	SA	W	79-64
5/23/06	SA	W	62-53	8/21/13	IND	W	80-63
8/5/06	IND	W	76-70	7/5/14	IND	L	70-71
7/24/07	IND	L	63-71 OT	7/26/14	SA	W	75-68
8/17/07	SA	W	59-55				

Tamika Catchings posted 15 rebounds against the Silver Stars on July 5, 2012 to match the largest figure in series history.

SAN ANTONIO STARS

2014 SEASON SERIES (1-1) INDIANA FEVER VS. SAN ANTONIO

PLAYER	G	GS	MIN	FIELD GOALS			3-POINT FG			FREE THROWS			REBOUNDS					PF	DQ	STL	TO	BLK	PTS	AVG	HI
				FG	FGA	PCT	FG	FGA	PCT	FT	FTA	PCT	OFF	DEF	TOT	AST									
Zellous	2	2	57	11	23	.478	2	10	.200	6	6	1.000	1	6	7	4	9	1	2	2	0	30	15.0	16	
Howard	2	0	41	10	19	.526	0	0	.000	1	3	.333	5	5	10	0	4	0	0	4	0	21	10.5	11	
Christmas	2	0	41	7	15	.467	4	7	.571	0	0	.000	4	2	6	2	2	0	1	2	1	18	9.0	9	
Larkins	2	2	57	6	10	.600	0	0	.000	5	7	.714	4	11	15	6	5	0	4	2	2	17	8.5	9	
Kizer	2	0	19	7	12	.583	0	0	.000	2	2	1.000	2	1	3	2	6	0	2	1	0	16	8.0	16	
Clarendon	1	0	20	1	2	.500	0	0	.000	5	6	.833	2	1	3	5	0	0	1	0	0	7	7.0	7	
Coleman	2	2	43	5	12	.417	2	6	.333	0	0	.000	0	6	6	0	4	0	1	3	0	12	6.0	7	
January	2	2	58	4	14	.286	2	6	.333	2	2	1.000	3	3	6	7	6	0	2	5	1	12	6.0	12	
Catchings	2	2	37	1	15	.067	0	0	.000	5	7	.714	2	6	8	6	3	0	2	2	3	7	3.5	6	
Carter	1	0	18	1	5	.200	1	2	.500	0	0	.000	1	0	1	1	1	0	1	1	0	3	3.0	3	
Lucas	2	0	7	1	2	.500	0	1	.000	0	0	.000	0	0	0	0	3	0	0	0	0	2	1.0	2	
Thomas	1	0	2	0	0	.000	0	0	.000	0	0	.000	0	1	1	0	1	0	0	0	0	0	0.0	0	
FEVER	2	-	400	54	129	.419	11	32	.344	26	33	.788	24	42	66	33	44	1	16	26	7	145	72.5	75	
STARS	2	-	400	44	114	.386	11	36	.306	40	46	.870	13	41	54	26	35	0	10	29	13	139	69.5	71	

2014 SEASON SERIES (1-1) SAN ANTONIO STARS VS. INDIANA

PLAYER	G	GS	MIN	FIELD GOALS			3-POINT FG			FREE THROWS			REBOUNDS					PF	DQ	STL	TO	BLK	PTS	AVG	HI
				FG	FGA	PCT	FG	FGA	PCT	FT	FTA	PCT	OFF	DEF	TOT	AST									
Robinson	2	2	67	6	13	.462	0	0	.000	13	13	1.000	1	9	10	8	6	0	1	4	0	25	12.5	15	
Hammon	2	2	50	8	17	.471	4	10	.400	4	4	1.000	0	4	4	4	3	0	0	4	0	24	12.0	18	
McBride	2	2	57	6	19	.316	4	11	.364	7	8	.875	0	4	4	2	5	0	0	2	0	23	11.5	14	
Adams	2	1	45	5	12	.417	0	3	.000	12	15	.800	2	5	7	1	5	0	3	3	4	22	11.0	13	
Young-Malcolm	2	1	49	8	16	.500	0	0	.000	0	0	.000	3	5	8	4	3	0	2	5	0	16	8.0	10	
Appel	2	2	54	4	12	.333	1	1	1.000	1	2	.500	3	10	13	5	7	0	2	1	7	10	5.0	6	
Christon	2	0	24	4	9	.444	2	6	.333	0	0	.000	1	3	4	0	2	0	1	1	0	10	5.0	5	
Johnson	2	0	39	3	15	.200	0	4	.000	1	2	.500	2	1	3	0	1	0	1	1	0	7	3.5	7	
Alexander	2	0	8	0	0	.000	0	0	.000	2	2	1.000	1	0	1	1	2	0	0	1	1	2	1.0	2	
Butler	1	0	4	0	1	.000	0	1	.000	0	0	.000	0	0	0	1	1	0	0	0	0	0	0.0	0	
Ndour	1	0	2	0	0	.000	0	0	.000	0	0	.000	0	0	0	0	0	0	0	0	1	0	0.0	0	
STARS	2	-	400	44	114	.386	11	36	.306	40	46	.870	13	41	54	26	35	0	10	29	13	139	69.5	71	
FEVER	2	-	400	54	129	.419	11	32	.344	26	33	.788	24	42	66	33	44	1	16	26	7	145	72.5	75	

Indiana's Katie Douglas and San Antonio's Becky Hammon shared the WNBA crown for 3-pointers in 2012 with 80.

SEATTLE STORM

3421 Thorndyke Ave. W.
 Seattle, WA 98119
 Tel: (206) 217-WNBA
 Fax: (206) 281-5817
 Ticket Information: (206) 217-WNBA
www.StormBasketball.com

Facebook: [Facebook.com/SeattleStorm](https://www.facebook.com/SeattleStorm) | Twitter: [@SeattleStorm](https://twitter.com/SeattleStorm) | Instagram: [@SeattleStorm](https://www.instagram.com/SeattleStorm)

TEAM DIRECTORY

Owner Force 10 Hoops L.L.C.
 President & General Manager Alisha Valavanis
 Head Coach Jenny Boucek
 Assistant Coaches Robert Fodor, Ryan Webb
 Head Athletic Trainer Tom Spencer
 Sports Performance Coach Susan Borchardt
 Public Relations Manager Kimberly Veale
 Tel: (206) 272-2706
 kveale@stormbasketball.com

QUICK FACTS

Conference Western
 Arena KeyArena at Seattle Center (9,686)
 Colors Green, Gold and Red
 TV KONG-TV

TEAM HISTORY

Franchise Evolution Seattle Storm, 2000 to present
 Franchise Record 241-231 (.532)
 Franchise Playoff Record 19-20 (.487)
 WNBA Titles 2 (2004, 2010)
 2014 Record 12-22, 5th in West
 2014 Playoffs did not qualify

2015 SCHEDULE VS. FEVER

7/8 at Indiana 12:00 p.m.
 8/21 at Seattle 10:00 p.m. **(107.5/1070)**
 All times ET

SERIES RECORD

Overall Fever 14, Storm 14
 At Indiana Fever 11, Storm 3
 At Seattle Fever 3, Storm 11

REGULAR SEASON SERIES HIGHS

FEVER TEAM

Most Points 90 at Indiana, 6/13/07
 Fewest Points 51 at Seattle, 6/10/03
 51 at Seattle, 6/21/02
 Largest Victory 28 at Indiana (90-62), 6/13/07

STORM TEAM

Most Points 89 at Seattle, 7/27/07
 Fewest Points 45 at Indiana, 7/14/00
 Largest Victory 27 at Seattle (78-51), 6/10/03

FEVER INDIVIDUAL

Points 29, Katie Douglas at Seattle, 6/25/10
 Rebounds 14, Tamika Catchings at Seattle, 6/17/11
 Assists 7, Tamika Catchings at Seattle, 8/22/09
 7, Kelly Miller at Seattle, 6/4/05
 7, Tamika Catchings at Indiana, 6/28/03
 7, Tamika Catchings at Seattle, 6/21/02

STORM INDIVIDUAL

Points 28, Lauren Jackson at Seattle, 6/25/10
 Rebounds 15, Lauren Jackson at Seattle, 6/4/05
 Assists 11, Sue Bird at Indiana, 6/28/03



ALL-TIME SERIES RESULTS (14-14)

Date	Site	W/L	Score	Date	Site	W/L	Score
7/14/00	IND	W	64-45	6/20/08	SEA	L	70-78
8/1/00	SEA	L	60-66	7/18/08	IND	L	59-65
6/4/01	IND	L	71-74	6/9/09	IND	W	73-66
6/21/02	SEA	L	51-63	8/22/09	SEA	L	60-74
6/10/03	SEA	L	51-78	6/17/10	IND	W	72-65
6/28/03	IND	W	79-70	6/25/10	SEA	L	81-85
7/22/04	SEA	L	54-59	6/17/11	SEA	L	54-68
9/13/04	IND	L	70-76	7/5/11	IND	W	78-61
6/4/05	SEA	L	77-83	8/23/12	SEA	W	68-66
8/4/05	IND	W	78-68	9/12/12	IND	W	72-48
6/11/06	IND	W	69-62	6/30/13	IND	W	71-63
7/9/06	SEA	W	74-62	8/17/13	SEA	L	70-77
6/13/07	IND	W	90-62	6/11/14	IND	W	76-68
7/27/07	SEA	L	75-89	7/31/14	SEA	W	76-67

Seattle and Indiana both were awarded WNBA franchises on June 7, 1999.

SEATTLE STORM

2014 SEASON SERIES (2-0) INDIANA FEVER VS. SEATTLE

PLAYER	G	GS	MIN	FIELD GOALS			3-POINT FG			FREE THROWS			REBOUNDS				PF	DQ	STL	TO	BLK	PTS	AVG	HI
				FG	FGA	PCT	FG	FGA	PCT	FT	FTA	PCT	OFF	DEF	TOT	AST								
Catchings	1	1	27	4	9	.444	2	5	.400	6	6	1.000	0	6	6	4	3	0	1	2	1	16	16.0	16
Coleman	2	2	64	10	20	.500	6	12	.500	2	3	.667	0	5	5	5	3	0	6	2	0	28	14.0	16
Larkins	2	2	67	10	15	.667	0	0	.000	7	8	.875	4	11	15	4	8	0	2	5	0	27	13.5	17
Zellous	2	2	63	9	15	.600	2	2	1.000	4	4	1.000	1	5	6	5	6	0	2	4	1	24	12.0	13
January	2	2	57	6	18	.333	0	3	.000	8	8	1.000	2	4	6	6	3	0	4	3	1	20	10.0	12
Howard	2	1	30	5	10	.500	0	0	.000	3	5	.600	1	2	3	2	3	0	0	4	0	13	6.5	13
Clarendon	2	0	29	4	9	.444	0	1	.000	3	4	.750	1	3	4	2	1	0	1	1	0	11	5.5	6
Kizer	2	0	19	2	4	.500	0	0	.000	2	2	1.000	3	1	4	0	2	0	0	4	1	6	3.0	4
Lucas	1	0	7	1	1	1.000	1	1	1.000	0	0	.000	0	0	0	0	1	0	0	0	0	3	3.0	3
Christmas	2	0	29	0	4	.000	0	2	.000	4	6	.667	2	4	6	0	5	0	0	0	0	4	2.0	3
Carter	1	0	5	0	3	.000	0	2	.000	0	0	.000	0	0	0	0	1	0	0	1	0	0	0.0	0
Thomas	1	0	2	0	0	.000	0	0	.000	0	0	.000	0	0	0	1	0	0	0	0	0	0	0.0	0
FEVER	2	-	400	51	108	.472	11	28	.393	39	46	.848	14	41	55	29	36	0	16	27	4	152	76.0	76
STORM	2	-	400	50	102	.490	12	36	.333	23	35	.657	9	31	40	33	37	0	15	33	5	135	67.5	68

2014 SEASON SERIES (0-2) SEATTLE STORM VS. INDIANA

PLAYER	G	GS	MIN	FIELD GOALS			3-POINT FG			FREE THROWS			REBOUNDS				PF	DQ	STL	TO	BLK	PTS	AVG	HI
				FG	FGA	PCT	FG	FGA	PCT	FT	FTA	PCT	OFF	DEF	TOT	AST								
Little	2	2	61	7	16	.438	2	6	.333	9	10	.900	2	5	7	3	5	0	3	5	0	25	12.5	17
Stricklen	2	1	42	8	14	.571	6	11	.545	2	3	.667	0	2	2	2	5	0	2	1	0	24	12.0	20
Wright	2	2	49	8	10	.800	0	1	.000	4	8	.500	0	1	1	5	3	0	3	2	0	20	10.0	15
Langhorne	2	2	58	6	11	.545	0	0	.000	4	8	.500	2	6	8	3	6	0	2	7	0	16	8.0	8
Bird	2	2	63	6	18	.333	1	7	.143	0	0	.000	2	5	7	10	3	0	1	8	0	13	6.5	8
O'Hea	2	0	23	5	9	.556	2	6	.333	0	0	.000	0	1	1	2	6	0	1	1	2	12	6.0	10
Quinn	2	0	32	4	8	.500	1	2	.500	2	2	1.000	1	5	6	2	1	0	2	0	1	11	5.5	9
Johnson	2	0	29	2	9	.222	0	1	.000	2	3	.667	0	3	3	5	1	0	1	3	0	6	3.0	5
Clark	2	1	18	2	4	.500	0	2	.000	0	1	.000	1	1	2	1	2	0	0	1	1	4	2.0	2
Rolle	1	0	5	1	1	1.000	0	0	.000	0	0	.000	0	0	0	0	1	0	0	0	0	2	2.0	2
Robinson	2	0	9	1	2	.500	0	0	.000	0	0	.000	1	1	2	0	2	0	0	2	1	2	1.0	2
Powell	1	0	12	0	0	.000	0	0	.000	0	0	.000	0	1	1	0	2	0	0	1	0	0	0.0	0
STORM	2	-	400	50	102	.490	12	36	.333	23	35	.657	9	31	40	33	37	0	15	33	5	135	67.5	68
FEVER	2	-	400	51	108	.472	11	28	.393	39	46	.848	14	41	55	29	36	0	16	27	4	152	76.0	76

TULSA SHOCK

Two West Second Street, Suite 150
 Tulsa, OK 74103
 Tel: (918) 949-9700
 Fax: (918) 949-9797
www.TulsaShock.net

Facebook: [Facebook.com/TulsaShock](https://www.facebook.com/TulsaShock) | Twitter: [@TulsaShock](https://twitter.com/TulsaShock) | Instagram: [@TulsaShock](https://www.instagram.com/TulsaShock)

TEAM DIRECTORY

Ownership GroupBill Cameron, David Box, Pat Chernicky,
Chris Christian, Sam Combs III, Rita Combs,
Don and Pat Hardin, Stuart and Linda Price,
Scott and Katie Schofield
 Managing Partner..... Sam Combs
 President, Chief Revenue OfficerSteve Swetoha
 Head Coach Fred Williams
 Assistant Coaches..... Bridget Pettis, Ed Baldwin
 Athletic Trainer Allison Russell
 Strength and Conditioning Coach..... John Jackson
 Media and Community Relations Manager..... Eric Newendorp
 Tel.: (918) 949-9707
enewendorp@tulsashock.net

QUICK FACTS

ConferenceWestern
 Arena BOK Center (7,479)
 ColorsYellow, Black and Red
 Flagship RadioTBD
 TVTBD

TEAM HISTORY

Franchise EvolutionTulsa Shock, established 2010
 Detroit Shock, 1998 to 2009
 Franchise Record251-315 (.443)
 Franchise Playoff Record30-19 (.612)
 WNBA Titles..... 3 (2003, 2006, 2008)
 2014 Record12-22, 5th in West
 2014 Playoffs did not qualify

2015 SCHEDULE VS. FEVER

7/15.....at Indiana 7:00 p.m. (FSI & 107.5/1070)
 8/30.....at Tulsa 4:30 p.m.
 All times ET

SERIES RECORD

Overall Fever 26, Shock 20
 At Indiana Fever 16, Shock 6
 At Detroit..... Fever 6, Shock 13
 At Tulsa Fever 4, Shock 1
 Playoffs Fever 4, Shock 7
 At Indiana Fever 3, Shock 2
 At Detroit..... Fever 1, Shock 5

REGULAR SEASON SERIES HIGHS

FEVER TEAM

Most Points 102 at Indiana, 6/25/14
 Fewest Points 40 at Detroit, 8/25/05
 Largest Victory.....33 at Indiana (91-58), 9/23/12

SHOCK TEAM

Most Points 111 at Detroit, 6/18/00
 Fewest Points 54 at Detroit, 6/19/09
 54 at Indiana, 7/6/03
 Largest Victory..... 37 at Detroit (111-74), 6/18/00

FEVER INDIVIDUAL

Points..... 33, Shavonte Zellous at Indiana, 6/25/14
 Rebounds..... 16, Tamika Catchings at Indiana, OT, 6/15/05
 Assists..... 10, Briann January at Indiana, 6/14/11
 10, Rita Williams at Indiana, 8/12/01

SHOCK INDIVIDUAL

Points..... 32, Skylar Diggins at Indiana, 6/25/14
 32, Deanna Nolan at Indiana, OT, 6/15/05
 Rebounds..... 18, Cheryl Ford at Detroit, 6/16/06
 Assists..... 8, Swin Cash at Detroit, 6/16/06
 8, Elaine Powell at Indiana, 7/16/03



ALL-TIME SERIES RESULTS (26-20, 4-7)

Date	Site	W/L	Score	Date	Site	W/L	Score	Date	Site	W/L	Score
6/9/00	DET	L	76-80	5/20/06	IND	W	67-60	6/28/13	IND	W	80-69
6/18/00	DET	L	74-111	6/16/06	DET	L	63-71	7/25/13	TUL	W	71-60
8/7/00	IND	L	63-74	6/29/06	IND	W	66-56				
				8/01/06	DET	L	66-70	6/25/14	IND	L	102-107 OT
6/22/01	IND	W	77-56					7/8/14	TUL	W	78-76
6/23/01	DET	W	74-70	6/16/07	DET	W	77-67				
8/12/01	IND	W	83-66	7/20/07	IND	L	80-89				
				8/11/07	DET	L	69-74				
6/1/02	IND	W	79-62	8/19/07	IND	W	72-66				
6/2/02	DET	W	78-65								
8/9/02	DET	L	54-55	5/21/08	DET	L	71-76				
				5/31/08	IND	L	65-74				
6/24/03	DET	L	60-68	9/5/08	DET	L	68-90				
7/6/03	IND	W	85-54								
7/16/03	IND	L	68-70	6/19/09	DET	W	66-54				
8/2/03	DET	L	58-72	6/21/09	IND	W	82-70				
				8/15/09	IND	W	82-59				
6/9/04	IND	L	79-83	9/4/09	DET	L	63-70				
6/12/04	DET	L	68-72								
6/29/04	DET	W	69-68	5/29/10	TUL	L	74-79				
7/16/04	IND	W	85-73	7/8/10	IND	W	100-72				
6/15/05	IND	W	84-79 OT	6/14/11	IND	W	82-74				
7/15/05	IND	W	62-57	8/5/11	TUL	W	85-65				
7/17/05	DET	W	59-58								
8/25/05	DET	L	40-55	6/23/12	TUL	W	73-70				
				9/23/12	IND	W	91-58				

The Detroit Shock's 111 points on June 18, 2000 remain the most regular season points ever scored against Indiana. Tulsa's 107 on June 25, 2014 is second.

TULSA SHOCK

2014 SEASON SERIES (1-1) INDIANA FEVER VS. TULSA

PLAYER	G	GS	MIN	FIELD GOALS			3-POINT FG			FREE THROWS			REBOUNDS			AST	PF	DQ	STL	TO	BLK	PTS	AVG	HI
				FG	FGA	PCT	FG	FGA	PCT	FT	FTA	PCT	OFF	DEF	TOT									
Zellous	2	2	70	19	30	.633	2	7	.286	11	12	.917	1	5	6	5	8	0	0	3	1	51	25.5	33
Catchings	1	1	31	8	14	.571	1	2	.500	6	7	.857	4	7	11	4	3	0	0	0	2	23	23.0	23
January	2	2	59	7	19	.368	2	7	.286	5	6	.833	2	4	6	8	8	0	0	8	3	21	10.5	11
Christmas	2	1	48	6	20	.300	2	4	.500	5	8	.625	2	3	5	1	7	0	3	1	1	19	9.5	17
Coleman	2	2	55	6	16	.375	1	4	.250	4	4	1.000	4	7	11	2	4	0	1	3	1	17	8.5	14
Clarendon	2	0	24	6	7	.857	1	2	.500	3	4	.750	0	5	5	2	4	0	0	2	0	16	8.0	11
Larkins	2	2	67	3	7	.429	0	0	.000	10	12	.833	3	12	15	8	8	0	6	2	1	16	8.0	12
Kizer	2	0	20	5	10	.500	0	0	.000	0	0	.000	3	1	4	0	1	0	0	1	1	10	5.0	8
Lucas	2	0	19	1	8	.125	0	6	.000	3	3	1.000	0	2	2	1	2	0	2	0	0	5	2.5	3
Howard	2	0	19	1	4	.250	0	0	.000	0	0	.000	1	2	3	0	4	0	3	2	1	2	1.0	2
Carter	1	0	12	0	2	.000	0	0	.000	0	0	.000	0	0	0	1	0	0	0	1	0	0	0.0	0
Thomas	1	0	1	0	0	.000	0	0	.000	0	0	.000	0	1	1	0	0	0	0	0	0	0	0.0	0
FEVER	2	-	425	62	137	.453	9	32	.281	47	56	.839	20	49	69	32	49	0	15	24	11	180	90.0	102
SHOCK	2	-	425	64	137	.467	15	37	.405	40	51	.784	22	45	67	34	46	1	14	30	8	183	91.5	107

2014 SEASON SERIES (1-1) TULSA SHOCK VS. INDIANA

PLAYER	G	GS	MIN	FIELD GOALS			3-POINT FG			FREE THROWS			REBOUNDS			AST	PF	DQ	STL	TO	BLK	PTS	AVG	HI
				FG	FGA	PCT	FG	FGA	PCT	FT	FTA	PCT	OFF	DEF	TOT									
Diggins	2	2	80	14	34	.412	4	9	.444	23	25	.920	3	6	9	8	8	0	3	8	1	55	27.5	32
Johnson	2	2	62	10	24	.417	0	0	.000	8	13	.615	6	7	13	2	8	0	3	2	1	28	14.0	20
Sims	2	2	75	10	24	.417	2	7	.286	6	8	.750	1	5	6	7	5	0	4	5	1	28	14.0	20
Paris	2	2	59	12	18	.667	0	0	.000	1	3	.333	7	9	16	5	10	1	0	2	4	25	12.5	18
Hooper	2	0	47	7	13	.538	5	10	.500	0	0	.000	1	5	6	4	2	0	1	5	0	19	9.5	12
Hodges	2	2	38	4	11	.364	3	7	.429	0	0	.000	1	3	4	2	2	0	1	0	0	11	5.5	8
Lacy	2	0	29	4	8	.500	1	4	.250	2	2	1.000	0	2	2	2	6	0	0	0	0	11	5.5	7
Baugh	2	0	15	3	3	1.000	0	0	.000	0	0	.000	3	7	10	0	3	0	0	2	1	6	3.0	6
Goodrich	2	0	15	0	1	.000	0	0	.000	0	0	.000	0	0	0	4	1	0	2	4	0	0	0.0	0
Plaisance	2	0	5	0	1	.000	0	0	.000	0	0	.000	0	1	1	0	1	0	0	1	0	0	0.0	0
SHOCK	2	-	425	64	137	.467	15	37	.405	40	51	.784	22	45	67	34	46	1	14	30	8	183	91.5	107
FEVER	2	-	425	62	137	.453	9	32	.281	47	56	.839	20	49	69	32	49	0	15	24	11	180	90.0	102

Indiana's 33-point win, 91-58, on Sept. 23, 2012, was the largest margin of victory in series history.

WASHINGTON MYSTICS

601 F Street NW, 3rd floor
 Washington, D.C., 20004
 Tel: (202) 628-3200
 Fax: (202) 527-7539
 Ticket Information: (877) DC-HOOP1
www.WashingtonMystics.com

Facebook: [Facebook.com/WashingtonMystics](https://www.facebook.com/WashingtonMystics) | Twitter: [@WashMystics](https://twitter.com/WashMystics) | Instagram: [@OfficialWashingtonMystics](https://www.instagram.com/OfficialWashingtonMystics)

TEAM DIRECTORY

Owner Monumental Sports & Entertainment
 Chairman Ted Leonsis
 President & Managing Partner Sheila C. Johnson
 General Manager & Head Coach Mike Thibault
 Assistant Coaches Marianne Stanley, Eric Thibault
 Director of Basketball Operations Maria Giovannetti
 Head Athletic Trainer Navin Hettiarachchi
 Director of Corporate & Mystics Communications Ketsia Colimon
 Tel: (202) 527-7535
 kcolimon@monumentalsports.com

QUICK FACTS

Conference Eastern
 Arena Verizon Center (10,100)
 Colors Red, White, Navy and Silver
 Flagship Radio Webcast
 TV Comcast SportsNet

TEAM HISTORY

Franchise Evolution Washington Mystics, 1998 to present
 Franchise Record 224-342 (.396)
 Franchise Playoff Record 4-16 (.200)
 WNBA Titles 0
 2014 Record 16-18, T-2nd in East
 2014 Playoffs Eastern Conference Semifinals
 lost to Indiana, 0-2

2015 SCHEDULE VS. FEVER

6/20 at Indiana 7:00 p.m. **(WISH & 107.5/1070)**
 7/2 at Indiana 7:00 p.m. **(107.5/1070)**
 7/17 at Washington 7:00 p.m. **(107.5/1070)**
 8/11 at Washington 7:00 p.m.
 9/8 at Washington 7:00 p.m.
 All times ET

SERIES RECORD

Overall Fever 37, Mystics 19
 At Indiana Fever 19, Mystics 9
 At Washington Fever 18, Mystics 10
 Playoffs Fever 4, Mystics 0
 At Indiana Fever 2, Mystics 0
 At Washington Fever 2, Mystics 0



REGULAR SEASON SERIES HIGHS

FEVER TEAM

Most Points 92 at Washington, 7/29/03
 Fewest Points 48 at Washington, 7/8/08
 Largest Victory 32 at Indiana (83-51), 8/21/11

MYSTICS TEAM

Most Points 91 at Washington, 7/29/03
 Fewest Points 42 at Indiana, 9/4/04
 Largest Victory 21 at Washington (89-68), 6/7/02

FEVER INDIVIDUAL

Points 34, Katie Douglas at Indiana, 7/28/09
 Rebounds 15, Tamika Whitmore at Indiana, 7/31/07
 15, Tamika Catchings at Washington, 6/18/05
 15, Tamika Catchings at Indiana, 8/12/03
 Assists 10, Coquese Washington at Washington, 7/24/03

MYSTICS INDIVIDUAL

Points 34, Chamique Holdsclaw at Washington, 7/24/03
 Rebounds 15, Crystal Langhorne at Indiana, 9/7/11
 15, Chamique Holdsclaw at Washington, 7/29/03
 Assists 9, Annie Burgess at Indiana, 7/20/01

ALL-TIME SERIES RESULTS (37-19, 4-0)

Date	Site	W/L	Score	Date	Site	W/L	Score	Date	Site	W/L	Score
7/12/00	WAS	W	81-58	6/3/07	IND	W	70-66	6/16/13	WAS	L	60-64
7/20/00	WAS	L	74-85	6/8/07	WAS	W	74-69	7/19/13	IND	W	77-70
8/3/00	IND	L	71-75	7/1/07	WAS	W	69-62	7/21/13	WAS	W	65-52
				7/31/07	IND	W	66-57	9/10/13	IND	L	67-69
7/20/01	IND	W	73-65	5/17/08	IND	W	64-53	5/23/14	IND	L	63-79
7/22/01	WAS	L	61-69	7/8/08	WAS	L	48-50	6/6/14	WAS	W	64-61
8/1/01	IND	W	70-64	9/2/08	WAS	W	79-68	7/2/14	WAS	W	80-77
				7/21/09	WAS	W	82-70	8/8/14	IND	L	61-74
6/7/02	WAS	L	68-89	7/28/09	IND	W	85-81				
7/6/02	IND	W	50-45	8/2/09	WAS	W	87-79	PLAYOFFS			
8/6/02	WAS	W	64-55	9/6/09	IND	W	72-61	9/17/09	* WAS	W	88-79
				5/15/10	IND	L	65-72	9/19/09	IND	W	81-74 OT
5/31/03	IND	W	71-60	6/29/10	WAS	L	65-68	8/21/14	IND	W	78-73
7/24/03	WAS	W	80-75	7/24/10	WAS	W	78-73	8/23/14	WAS	W	81-76 OT
7/29/03	WAS	W	92-91 OT	7/30/10	IND	L	73-77				
8/12/03	IND	L	80-84	6/21/11	WAS	W	89-80				
				7/9/11	IND	W	68-57				
5/23/04	IND	L	67-68	7/29/11	WAS	W	61-59				
7/1/04	WAS	L	64-69	8/21/11	IND	W	83-51				
9/1/04	WAS	W	75-58	9/7/11	IND	W	87-69				
9/4/04	IND	W	69-42								
				6/15/12	WAS	L	66-67				
6/18/05	WAS	L	78-88 OT	8/16/12	IND	W	84-66				
7/29/05	IND	W	62-58	8/28/12	IND	W	83-68				
8/7/05	WAS	L	60-61	9/21/12	WAS	W	66-53				
8/18/05	IND	W	67-57								
6/7/06	IND	W	83-70								
6/27/06	WAS	W	74-67								
7/29/06	IND	L	67-74								

* played at Comcast Center, University of Maryland (College Park, Md.)

Indiana's franchise scoring record came on July 28, 2009 when Katie Douglas scored 34 points against the Mystics.

WASHINGTON MYSTICS

2014 SEASON SERIES (2-2) INDIANA FEVER VS. WASHINGTON

PLAYER				FIELD GOALS			3-POINT FG			FREE THROWS			REBOUNDS					PF	DQ	STL	TO	BLK	PTS	AVG	HI
	G	GS	MIN	FG	FGA	PCT	FG	FGA	PCT	FT	FTA	PCT	OFF	DEF	TOT	AST									
Larkins	4	4	117	17	31	.548	0	0	.000	13	20	.650	17	19	36	11	12	0	6	11	4	47	11.8	16	
Catchings	1	1	26	4	14	.286	1	3	.333	2	2	1.000	0	4	4	2	2	0	1	2	0	11	11.0	11	
Coleman	4	4	97	13	36	.361	4	13	.308	9	12	.750	2	12	14	4	8	0	1	3	1	39	9.8	20	
Howard	4	3	87	15	32	.469	0	0	.000	8	14	.571	0	7	7	2	9	0	6	7	2	38	9.5	20	
Zellous	4	4	87	14	30	.467	3	6	.500	6	7	.857	2	2	4	8	7	0	3	3	2	37	9.3	13	
Lucas	4	0	65	10	22	.455	6	13	.462	3	3	1.000	1	8	9	3	6	0	0	2	2	29	7.3	12	
January	3	3	65	6	19	.316	1	3	.333	5	6	.833	1	1	2	6	8	0	1	2	0	18	6.0	10	
Kizer	4	0	33	8	24	.333	0	0	.000	0	1	.000	4	4	8	0	9	0	1	1	1	16	4.0	10	
Christmas	4	0	89	4	17	.235	1	8	.125	3	4	.750	6	9	15	5	8	0	3	3	0	12	3.0	6	
Carter	3	0	52	3	10	.300	0	2	.000	2	4	.500	2	8	10	6	5	0	1	9	1	8	2.7	4	
Clarendon	4	1	61	4	17	.235	0	2	.000	1	2	.500	2	2	4	1	4	0	0	3	0	9	2.3	4	
Thomas	3	0	21	2	3	.667	0	0	.000	0	0	.000	2	6	8	2	4	0	1	0	1	4	1.3	4	
FEVER	4	-	800	100	255	.392	16	50	.320	52	75	.693	39	82	121	50	82	0	24	50	14	268	67.0	80	
MYSTICS	4	-	800	103	248	.415	11	60	.183	74	87	.851	43	108	151	52	76	0	29	55	20	291	72.8	79	

2014 SEASON SERIES (2-2) WASHINGTON MYSTICS VS. INDIANA

PLAYER				FIELD GOALS			3-POINT FG			FREE THROWS			REBOUNDS					PF	DQ	STL	TO	BLK	PTS	AVG	HI
	G	GS	MIN	FG	FGA	PCT	FG	FGA	PCT	FT	FTA	PCT	OFF	DEF	TOT	AST									
Hartley	4	4	115	20	45	.444	3	11	.273	13	13	1.000	4	5	9	13	11	0	4	12	0	56	14.0	16	
Vaughn	4	4	93	24	46	.522	0	1	.000	5	10	.500	9	20	29	4	8	0	6	4	4	53	13.3	22	
Latta	4	3	122	12	34	.353	5	21	.238	19	21	.905	2	7	9	10	4	0	5	6	0	48	12.0	14	
Currie	4	3	85	10	24	.417	2	10	.200	8	9	.889	3	14	17	4	9	0	5	3	0	30	7.5	18	
Meesseman	4	4	92	10	17	.588	0	0	.000	8	10	.800	9	13	22	12	7	0	4	7	8	28	7.0	13	
Dolson	4	0	69	7	17	.412	0	0	.000	8	10	.800	4	14	18	1	10	0	1	7	6	22	5.5	10	
Hawkins	4	0	43	7	14	.500	1	2	.500	4	4	1.000	6	5	11	0	12	0	1	3	2	19	4.8	11	
Milovanovic	3	0	24	4	12	.333	0	2	.000	2	2	1.000	0	6	6	0	0	0	0	3	0	10	3.3	6	
Lawson	4	1	78	5	20	.250	0	9	.000	3	4	.750	2	10	12	3	6	0	1	4	0	13	3.3	6	
Ruffin-Pratt	4	1	70	3	17	.176	0	4	.000	4	4	1.000	4	14	18	5	7	0	1	4	0	10	2.5	6	
Greene	3	0	6	1	2	.500	0	0	.000	0	0	.000	0	0	0	0	2	0	1	0	0	2	0.7	2	
Hill	1	0	3	0	0	.000	0	0	.000	0	0	.000	0	0	0	0	0	0	0	0	0	0	0.0	0	
MYSTICS	4	-	800	103	248	.415	11	60	.183	74	87	.851	43	108	151	52	76	0	29	55	20	291	72.8	79	
FEVER	4	-	800	100	255	.392	16	50	.320	52	75	.693	39	82	121	50	82	0	24	50	14	268	67.0	80	

2014 WNBA RECAP

FINAL STANDINGS

EAST	W	L	PCT	GB	HOME	ROAD	LAST-10	STREAK
Atlanta	19	15	.559	-	13- 4	6-11	4-6	Lost 1
Indiana	16	18	.471	3	7-10	9- 8	5-5	Lost 1
Washington	16	18	.471	3	8- 9	8- 9	5-5	Lost 1
Chicago	15	19	.441	4	9- 8	6-11	5-5	Lost 2
New York	15	19	.441	4	10- 7	5-12	5-5	Won 2
Connecticut	13	21	.382	6	9- 8	4-13	3-7	Won 1
WEST	W	L	PCT	GB	HOME	ROAD	LAST-10	STREAK
Phoenix	29	5	.853	-	16- 1	13- 4	8-2	Won 2
Minnesota	25	9	.735	4	15- 2	10- 7	7-3	Won 1
Los Angeles	16	18	.471	13	7-10	9- 8	6-4	Lost 1
San Antonio	16	18	.471	13	8- 9	8- 9	4-6	Won 3
Seattle	12	22	.353	17	8- 9	4-13	3-7	Lost 2
Tulsa	12	22	.353	17	8- 9	4-13	4-6	Lost 3

AWARD WINNERS

All-WNBA First Team (selected by position)

Forward	Maya Moore	Minnesota Lynx
Forward	Candace Parker	Los Angeles Sparks
Center	Brittney Griner	Phoenix Mercury
Guard	Diana Taurasi	Phoenix Mercury
Guard	Skylar Diggins	Tulsa Shock

All-WNBA Second Team (selected by position)

Forward	Angel McCoughtry	Atlanta Dream
Forward	Nneka Ogumike	Los Angeles Sparks
Center	Tina Charles	New York Liberty
Guard	Lindsay Whalen	Minnesota Lynx
Guard	Danielle Robinson	San Antonio Stars
Guard	Seimone Augustus	Minnesota Lynx

WNBA Most Valuable Player: Maya Moore (Minnesota Lynx)

Kim Perrot Sportsmanship Award: Becky Hammon (San Antonio Stars)

WNBA Coach of the Year: Sandy Brondello (Phoenix Mercury)

WNBA Defensive Player of the Year: Brittney Griner (Phoenix Mercury)

WNBA Rookie of the Year: Chiney Ogumike (Connecticut Sun)

WNBA Most Improved: Skylar Diggins (Tulsa Shock)

WNBA Sixth Woman of the Year: Allie Quigley (Chicago Sky)

Peak Performers

Scoring: Maya Moore (Minnesota Lynx)

Rebounding: Courtney Paris (Tulsa Shock)

Assists: Diana Taurasi (Phoenix Mercury)

All-Defensive First Team (selected by position)

Forward	Angel McCoughtry	Atlanta Dream
Forward	Sancho Lyttle	Atlanta Dream
Center	Brittney Griner	Phoenix Mercury
Guard	Briann January	Indiana Fever
Guard	Tanisha Wright	Seattle Storm

All-Defensive Second Team (selected by position)

Forward	Maya Moore	Minnesota Lynx
Forward	Tamika Catchings	Indiana Fever
Center	Sylvia Fowles	Chicago Sky
Guard	Alana Beard	Los Angeles Sparks
Guard	Danielle Robinson	San Antonio Stars

All-Rookie Team

Forward	Chiney Ogumike	Connecticut Sun
Forward	Alyssa Thomas	Connecticut Sun
Guard/Forward	Kayla McBride	San Antonio Stars
Guard	Odyssey Sims	Tulsa Shock
Guard	Bria Hartley	Washington Mystics

A first-time All-Star in 2014, Briann January earned her third selection on the league's All-Defensive unit.

WNBA PLAYOFFS FORMAT

WNBA PLAYOFFS FORMAT

The top four teams from each conference will qualify for the 2015 WNBA Playoffs presented by Boost Mobile. The first and fourth-place teams, and the second and third-place teams, will each play a best-of-three conference semifinal series. The winners of the semifinal series in each conference will then play in a best-of-three conference final.

Tiebreaker Procedure

The following tiebreak procedure shall be used to break ties for playoff eligibility, home court advantage and draft order. In determining draft order, non-playoff teams will always select before playoff teams.

Two-Way Tie Between Teams In The Same Conference

1. Better record in head-to-head games
2. Better winning percentage in own conference
3. Better winning percentage against all teams with .500 or better record at the end of the season
4. Better point differential in games head-to-head
5. Coin toss

Two-Way Tie Between Teams In The Different Conference

In order to break a tie, the following criteria will be utilized in the order set forth:

1. Better record in head-to-head games
2. Better winning percentage against teams in the opposite conference
3. Better winning percentage against all teams with .500 or better record at the end of the season
4. Better point differential in games head-to-head
5. Coin toss

More Than Two Teams Tied

As many teams as possible will be eliminated at each step. As soon as one or more teams are eliminated at any step, the process must begin again from step (1).

1. Better winning percentage among all head-to-head games involving tied teams
2. Better winning percentage against teams in own conference (if all teams are from the same conference) or better record against teams in the opposite conference (if one or more teams are in different conferences)
3. Better winning percentage against all teams with .500 or better record at the end of the season
4. Better point differential in games involving tied teams
5. Coin toss

SCHEDULING

Conference Semifinals

The first and second place teams in each conference will have home court advantage in the Conference Semifinals and will host Game 1 and, if necessary, Game 3 of the series.

Conference Finals


The team with the better regular season record will have home court advantage in the Conference Finals and will host Game 1 and, if necessary, Game 3 of the series.

WNBA Finals

The team with the better regular season record will have home court advantage in the WNBA Finals. The championship series will be played in a 2-2-1 format with the higher seed hosting the first two games and the final game, if necessary.



WNBA COURT DIAGRAM



The WNBA 3-point line was extended in 2013 to 22 feet, 1 3/4 inches to match the FIBA distance in international play.

PROUD TO BE THE FEVER'S OFFICIAL GRAPHICS PROVIDER FOR 16 YEARS



**SPORT
GRAPHICS**

- Logo and brand identity development
- Interior and environmental space design
- Stadium, arena and field signage
- Event décor

SEE OUR WORK AT SPORTG.COM