



## General information

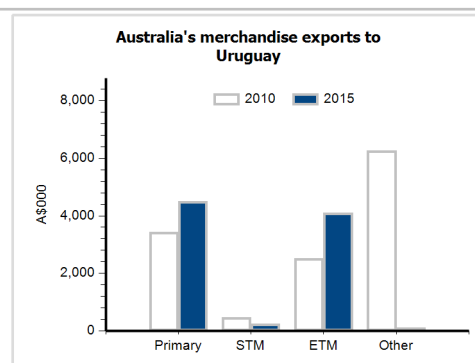
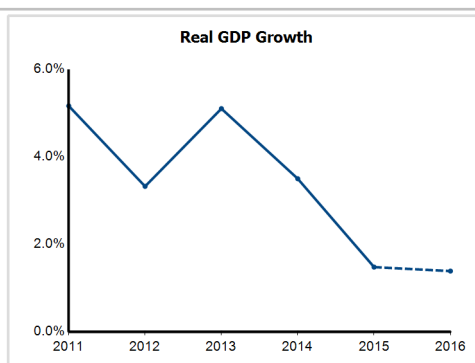
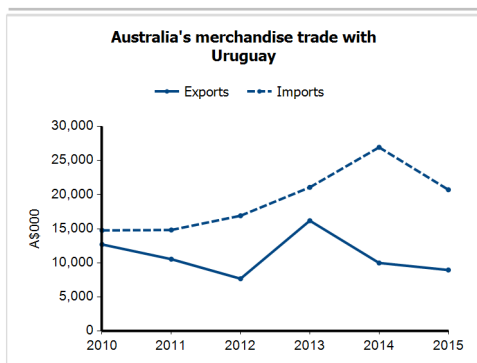
<b>Capital:</b>	Montevideo
<b>Land area:</b>	175,020 sq km
<b>Official language(s):</b>	Spanish
<b>Population:</b>	3.4 million (2015)
<b>Currency:</b>	Uruguayan peso

## Head of State and Head of Government

President HE Mr Tabaré Vázquez

## Economic indicators (a)

	2011	2012	2013	2014	2015	2016
<b>GDP (US\$b) (current prices)</b>	48.0	51.4	57.5	57.5	53.8	53.1
<b>GDP per capita (US\$)</b>	14,238.1	15,200.3	16,956.9	16,882.5	15,748.2	15,505.7
<b>GDP PPP (Int'l \$b)</b>	60.6	63.8	68.1	71.7	73.5	75.2
<b>GDP per capita PPP (Int'l \$)</b>	17,995.3	18,868.8	20,084.0	21,055.0	21,506.5	21,944.3
<b>Real GDP growth (% change yoy)</b>	5.2	3.3	5.1	3.5	1.5	1.4
<b>Current account balance (% GDP)</b>	-2.7	-5.0	-4.9	-4.3	-3.9	-3.9
<b>Current account balance (US\$b)</b>	-1.3	-2.6	-2.8	-2.5	-2.1	-2.1
<b>Inflation (% change yoy)</b>	8.1	8.1	8.6	8.9	8.7	9.4
<b>Unemployment (% labour force)</b>	6.3	6.3	6.5	6.6	7.6	7.8



## Australia's trade and investment relationship with Uruguay (b)

### Australian merchandise trade with Uruguay, 2015 (A\$000)

		Total share	Rank	Growth (yoy)
Exports to Uruguay	8,937	0.0%	118th	-10.4%
Imports from Uruguay	20,722	0.0%	95th	-23.1%
Total merchandise trade (exports + imports)	29,658	0.0%	109th	-19.7%

### Major Australian exports, 2015 (A\$000)

Crude vegetable matter, nes	1,703
Animal oils & fats	1,699
Electrical circuits equipment	1,052
Electrical distributing equipment	507

### Major Australian imports, 2015 (A\$000)

Edible products & preparations, nes	15,033
Perfumery & cosmetics (excl soap)	1,454
Fruit juices	1,111
Essential oils & perfumes	1,069

### Australia's trade in services with Uruguay, 2015 (A\$m)

		Total share	Rank	Growth (yoy)
Exports of services to Uruguay	7	0.0%	118th	16.7%
Imports of services from Uruguay	13	0.0%	101st	-35.0%

### Australia's investment relationship with Uruguay, 2015 (A\$m)

	Total	FDI
Australia's investment in Uruguay	22	np
Uruguay's investment in Australia	np	0

## Uruguay's global merchandise trade relationships

### Uruguay's principal export destinations, 2014

1 Brazil	17.6%
2 China	13.3%
3 Argentina	4.8%
78 Australia	0.0%

### Uruguay's principal import sources, 2014

1 China	18.5%
2 Brazil	17.0%
3 Argentina	12.9%
55 Australia	0.1%