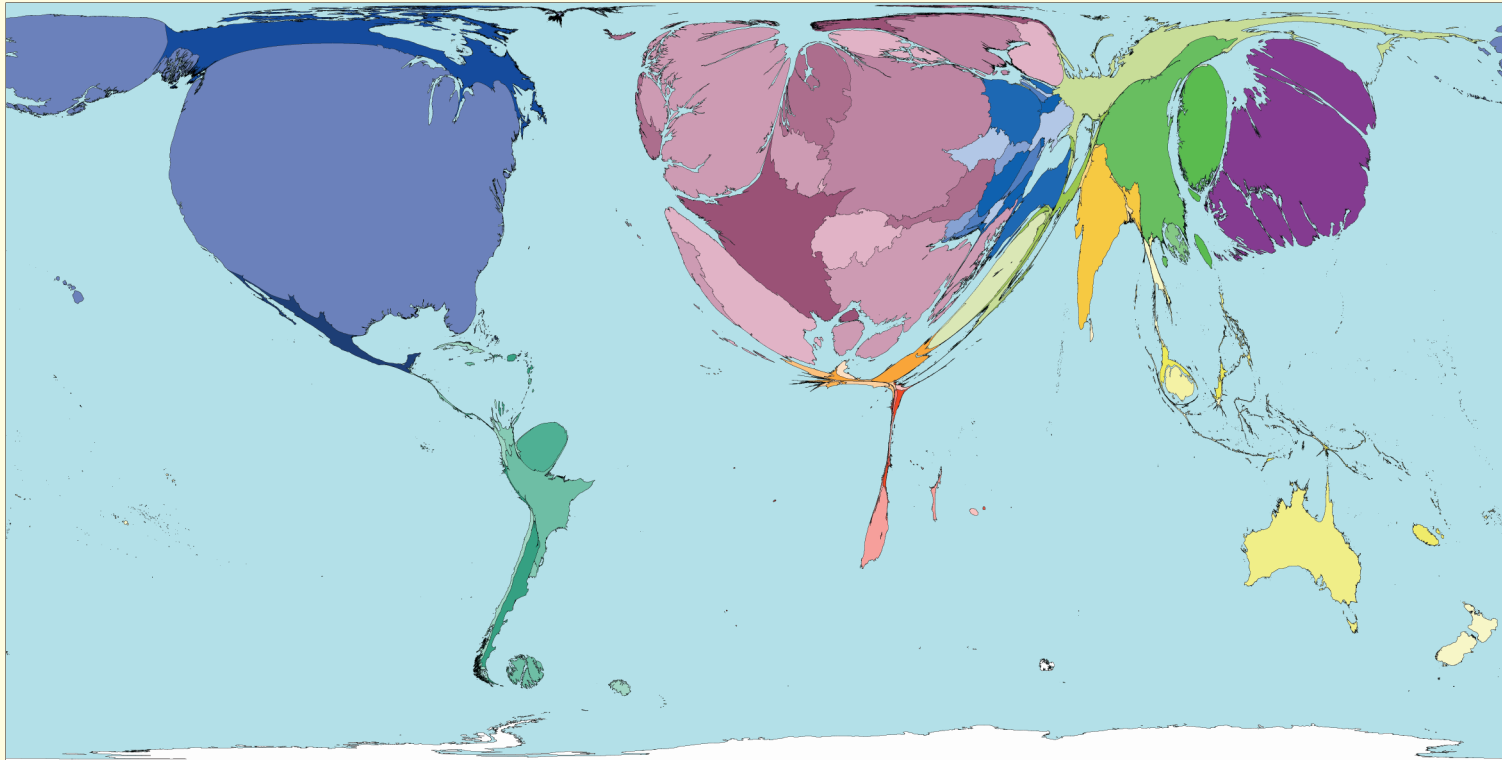


Science Research

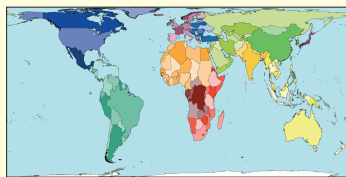


Scientific papers cover physics, biology, chemistry, mathematics, clinical medicine, biomedical research, engineering, technology, and earth and space sciences.

The number of scientific papers published by researchers in the United States was more than three times as many as were published by the second highest-publishing population, Japan.

There is more scientific research, or publication of results, in richer territories. This locational bias is such that roughly three times more scientific papers per person living there are published in Western Europe, North America, and Japan, than in any other region.

Territory size shows the proportion of all scientific papers published in 2001 written by authors living there.



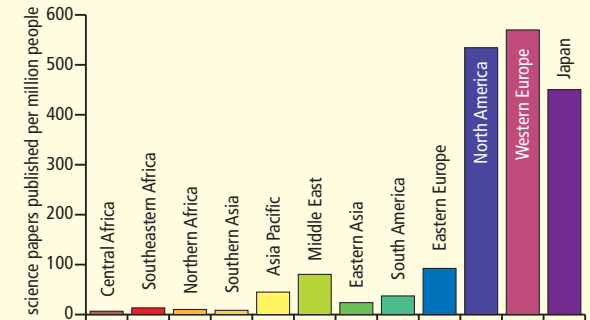
Land area

MOST PROLIFIC PUBLICATION OF SCIENTIFIC PAPERS

Rank	Territory	Value	Rank	Territory	Value
1	Sweden	1159	11	Norway	723
2	Switzerland	1126	12	United States	690
3	Israel	1030	13	Singapore	620
4	Finland	980	14	Belgium	581
5	Denmark	924	15	Iceland	580
6	United Kingdom	806	23	Austria	559
7	Netherlands	783	26	Germany	529
8	New Zealand	764	27	France	524
9	Australia	758	28	Japan	450
10	Canada	723	29	Slovenia	438

scientific papers published per million people in 2001*

SCIENTIFIC PUBLICATIONS



Technical notes

- Data are from the World Bank's 2005 World Development Indicators.
- *Territories with data estimated from the regional averages are not included in table.
- See website for further information.

“Scientific research is as much the product of the society that enables it, as of the individuals who author it.”

David Dorling, 2006