



## General information

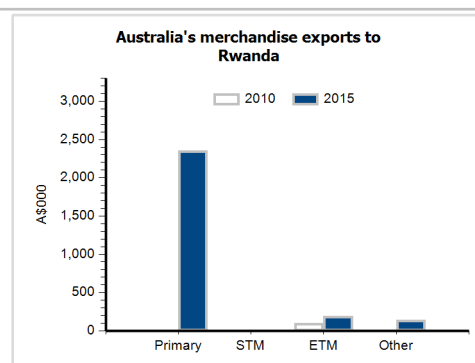
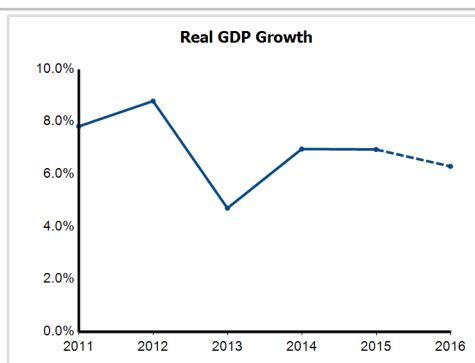
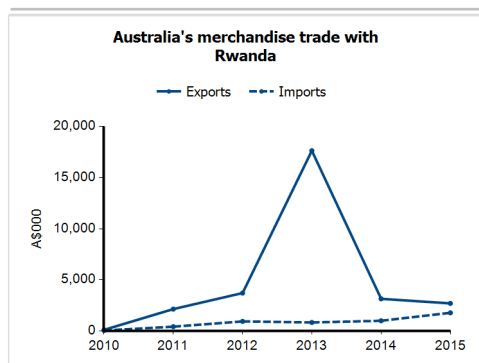
<b>Capital:</b>	Kigali
<b>Land area:</b>	24,670 sq km
<b>Official language(s):</b>	Kinyarwanda, French, English
<b>Population:</b>	11.3 million (2015)
<b>Currency:</b>	Rwanda franc

## Head of State and Head of Government

President HE Paul Kagame

## Economic indicators (a)

	2011	2012	2013	2014	2015	2016
<b>GDP (US\$b) (current prices)</b>	6.4	7.2	7.5	7.9	8.3	8.5
<b>GDP per capita (US\$)</b>	628.1	687.9	700.4	717.4	731.5	732.5
<b>GDP PPP (Int'l \$b)</b>	14.8	16.3	17.4	18.9	20.4	21.9
<b>GDP per capita PPP (Int'l \$)</b>	1,446.0	1,556.3	1,619.2	1,718.7	1,807.0	1,891.3
<b>Real GDP growth (% change yoy)</b>	7.8	8.8	4.7	7.0	6.9	6.3
<b>Current account balance (% GDP)</b>	-7.5	-11.4	-7.4	-11.5	-13.8	-14.2
<b>Current account balance (US\$b)</b>	-0.5	-0.8	-0.6	-0.9	-1.1	-1.2
<b>Inflation (% change yoy)</b>	5.7	6.3	4.2	1.8	2.5	4.8
<b>Unemployment (% labour force)</b>	0.6	0.6	0.6	0.6	na	na



## Australia's trade and investment relationship with Rwanda (b)

### Australian merchandise trade with Rwanda, 2015 (A\$'000)

Exports to Rwanda	2,690
Imports from Rwanda	1,769
Total merchandise trade (exports + imports)	4,459

	Total share	Rank	Growth (yoy)
Exports to Rwanda	0.0%	156th	-14.3%
Imports from Rwanda	0.0%	139th	78.5%
Total merchandise trade (exports + imports)	0.0%	163rd	7.9%

### Major Australian exports, 2015 (A\$'000)

Wheat	2,358
Telecom equipment & parts	80
Measuring & analysing instruments	63
Electrical circuits equipment	17

### Major Australian imports, 2015 (A\$'000)

Coffee & substitutes	1,706
Vegetables, f.c.f.	35
Tea & mate	11
Jewellery	10

### Australia's trade in services with Rwanda, 2015 (A\$m)

Exports of services to Rwanda	2
Imports of services from Rwanda	4

	Total share	Rank	Growth (yoy)
Exports of services to Rwanda	0.0%	144th	0.0%
Imports of services from Rwanda	0.0%	131st	100.0%

### Australia's investment relationship with Rwanda, 2015 (A\$m)

Australia's investment in Rwanda	np
Rwanda's investment in Australia	0

	Total	FDI
Australia's investment in Rwanda	np	0
Rwanda's investment in Australia	0	0

## Rwanda's global merchandise trade relationships

### Rwanda's principal export destinations, 2014

1 Tanzania	27.8%
2 Dem. Rep. of Congo	23.5%
3 Uganda	11.9%
26 Australia	0.1%

### Rwanda's principal import sources, 2014

1 China	18.7%
2 Uganda	13.7%
3 Kenya	9.2%
43 Australia	0.1%