

NCAA Gymnastics Score Sheet

Teams: Home Cal Women's Gymnastics Visitor UTAH

Date Feb 27, 2016 Place Haas Pavilion Attendance 1144

Name		1	2	3	4	nd	AVE	Name		1	2	3	4	nd	AVE
V A U L T	1 Desiree Palomares 115	9.80	9.80				9.800	1 Makenna Merrell 127	9.80	9.85					9.825
	2 Alicia Gallarzo 116	9.85	9.85				9.850	2 Kassandra Lopez 128	9.85	9.85					9.850
	3 Arianna Robinson 118	9.80	9.80				9.800	3 Erika Muhaw 129	9.80	9.80					9.800
	4 Sylvie Seilnacht 117	9.85	9.85				9.850	4 Baely Rowe 130	9.90	9.85					9.875
	5 Emily Richardson 119	9.85	9.80				9.825	5 Breanna Hughes 131	9.90	9.90					9.900
	6 Toni-Ann Williams 120	9.85	9.85				9.850	6 Tiffani Lewis 132	9.80	9.85					9.825

Vault Score: **49.175** Running Score: **49.175** Vault Score: **49.275** Running Score: **49.275**

B A R S	1 Emily Richardson 119	9.80	9.85				9.825	1 Samantha Partyka 134	9.85	9.85					9.850
	2 Amber Takara 122	9.85	9.85				9.850	2 Tiffani Lewis 132	9.80	9.85					9.825
	3 Sofie Seilnacht 125	9.85	9.90				9.875	3 Sabrina Schwab 135	9.85	9.75					9.800
	4 Jessica Howe 123	9.80	9.70				9.750	4 Kassandra Lopez 128	9.85	9.90					9.875
	5 Toni-Ann Williams 120	9.80	9.85				9.825	5 Breanna Hughes 131	9.90	9.90					9.900
	6 Yuleen Sternberg 124	9.80	9.80				9.800	6 Baely Rowe 130	9.85	9.85					9.850

Bars Score: **49.175** Running Score: **98.350** Bars Score: **49.300** Running Score: **98.575**

B E A M	1 Sofie Seilnacht 125	9.90	9.80				9.850	1 Samantha Partyka 134	9.80	9.75					9.775
	2 Charlie Owens 121	9.70	9.70				9.700	2 Makenna Merrell 127	9.80	9.80					9.800
	3 Toni-Ann Williams 120	9.70	9.75				9.725	3 Breanna Hughes 131	9.15	9.25					9.200
	4 Desiree Palomares 115	9.85	9.85				9.850	4 Kassandra Lopez 128	9.85	9.85					9.850
	5 Jessica Howe 123	9.85	9.85				9.850	5 Baely Rowe 130	9.90	9.85					9.875
	6 Zoe Draghi 126	9.90	9.90				9.900	6 Maddy Stover 133	9.90	9.90					9.900

Beam Score: **49.175** Running Score: **147.525** Beam Score: **49.200** Running Score: **147.775**

F L O O R	1 Charlie Owens 121	9.85	9.80				9.825	1 Makenna Merrell 127	9.80	9.75					9.775
	2 Desiree Palomares 115	9.80	9.85				9.825	2 Tiffani Lewis 132	9.55	9.65					9.600
	3 Jessica Howe 123	9.90	9.85				9.875	3 Baely Rowe 130	9.90	9.80					9.850
	4 Arianna Robinson 118	9.85	9.85				9.850	4 Maddy Stover 133	9.85	9.85					9.850
	5 Toni-Ann Williams 120	9.85	9.90			-0.1	9.775	5 Sabrina Schwab 135	9.85	9.85					9.850
	6 Zoe Draghi 126	9.80	9.90				9.850	6 Breanna Hughes 131	9.95	9.90					9.925

Floor Score: **49.225** Running Score: **196.750** Floor Score: **49.250** Running Score: **197.025**

Final Team Score: **196.750**

Final Team Score: **197.025**

All-Arounders

All-Arounders

V T U B B B F X A A	Williams							Rowe	Hughes						
	9.850							9.875	9.900						
	9.825							9.850	9.900						
	9.725							9.875	9.200						
	9.775							9.850	9.925						
	39.175							39.450	38.925						

Judge's Signatures * VT Jan Harrison (National) * UB Cynthia Lord (Brevet) * BB Kathy Lopes (National) * FX Cynthia Lord (Brevet)

* Head Judge VT Noelle Buell (National) UB Kathy Lopes (National) BB Noelle Buell (National) FX Jan Harrison (National)

Coach's Signature Justin Howell Coach's Signature Megan Marsden, Tom Farden

Cal Vs UTAH

Event Results - Vault

Feb 27, 2016

Page: 1
Printed: 2/27/2016 2:59:16 PM

Women / C
Session: 1



Rank	Num	Name	Gym	Start	Score	Out
1	131	Breanna Hughes	UTAH	—.—	9.900	0.000
2	130	Baely Rowe	UTAH	—.—	9.875	0.025
3T	120	Toni-Ann Williams	CAL WGYM	—.—	9.850	0.050
3T	128	Kassandra Lopez	UTAH	—.—	9.850	0.050
3T	117	Sylvie Seilnacht	CAL WGYM	—.—	9.850	0.050
3T	116	Alicia Gallarzo	CAL WGYM	—.—	9.850	0.050
7T	127	Makenna Merrell	UTAH	—.—	9.825	0.075
7T	132	Tiffani Lewis	UTAH	—.—	9.825	0.075
7T	119	Emily Richardson	CAL WGYM	—.—	9.825	0.075
10T	115	Desiree Palomares	CAL WGYM	—.—	9.800	0.100
10T	118	Arianna Robinson	CAL WGYM	—.—	9.800	0.100
10T	129	Erika Muhaw	UTAH	—.—	9.800	0.100

Cal Vs UTAH

Event Results - Bars

Feb 27, 2016

Page: 1
Printed: 2/27/2016 2:59:31 PM

Women / C
Session: 1



Rank	Num	Name	Gym	Start	Score	Out
1	131	Breanna Hughes	UTAH	—.—	9.900	0.000
2T	128	Kassandra Lopez	UTAH	—.—	9.875	0.025
2T	125	Sofie Seilnacht	CAL WGYM	—.—	9.875	0.025
4T	130	Baely Rowe	UTAH	—.—	9.850	0.050
4T	134	Samantha Partyka	UTAH	—.—	9.850	0.050
4T	122	Amber Takara	CAL WGYM	—.—	9.850	0.050
7T	120	Toni-Ann Williams	CAL WGYM	—.—	9.825	0.075
7T	132	Tiffani Lewis	UTAH	—.—	9.825	0.075
7T	119	Emily Richardson	CAL WGYM	—.—	9.825	0.075
10T	135	Sabrina Schwab	UTAH	—.—	9.800	0.100
10T	124	Yuleen Sternberg	CAL WGYM	—.—	9.800	0.100
12	123	Jessica Howe	CAL WGYM	—.—	9.750	0.150

Cal Vs UTAH

Event Results - Beam

Feb 27, 2016

Page: 1
Printed: 2/27/2016 2:59:38 PM

Women / C
Session: 1



Rank	Num	Name	Gym	Start	Score	Out
1T	133	Maddy Stover	UTAH	—.—	9.900	0.000
1T	126	Zoe Draghi	CAL WGYM	—.—	9.900	0.000
3	130	Baely Rowe	UTAH	—.—	9.875	0.025
4T	128	Kassandra Lopez	UTAH	—.—	9.850	0.050
4*	123	Jessica Howe	CAL WGYM	—.—	9.850	0.050
4*	115	Desiree Palomares	CAL WGYM	—.—	9.850	0.050
4T	125	Sofie Seilnacht	CAL WGYM	—.—	9.850	0.050
8	127	Makenna Merrell	UTAH	—.—	9.800	0.100
9	134	Samantha Partyka	UTAH	—.—	9.775	0.125
10	120	Toni-Ann Williams	CAL WGYM	—.—	9.725	0.175
11	121	Charlie Owens	CAL WGYM	—.—	9.700	0.200
12	131	Breanna Hughes	UTAH	—.—	9.200	0.700

Cal Vs UTAH

Event Results - Floor

Feb 27, 2016

Page: 1
Printed: 2/27/2016 2:59:48 PM

Women / C
Session: 1





Rank	Num	Name	Gym	Start	Score	Out
1	131	Breanna Hughes	UTAH	—.—	9.925	0.000
2	123	Jessica Howe	CAL WGYM	—.—	9.875	0.050
3T	130	Baely Rowe	UTAH	—.—	9.850	0.075
3T	133	Maddy Stover	UTAH	—.—	9.850	0.075
3T	126	Zoe Draghi	CAL WGYM	—.—	9.850	0.075
3*	135	Sabrina Schwab	UTAH	—.—	9.850	0.075
3*	118	Arianna Robinson	CAL WGYM	—.—	9.850	0.075
8T	115	Desiree Palomares	CAL WGYM	—.—	9.825	0.100
8T	121	Charlie Owens	CAL WGYM	—.—	9.825	0.100
10T	120	Toni-Ann Williams	CAL WGYM	—.—	9.775	0.150
10T	127	Makenna Merrell	UTAH	—.—	9.775	0.150
12	132	Tiffani Lewis	UTAH	—.—	9.600	0.325

Cal Vs UTAH

Event Results - AA

Feb 27, 2016

Women / C
Session: 1





Rank	Num	Name	Gym					AA
1	130	Baely Rowe	UTAH	9.875	9.850	9.875	9.850	39.450
2	120	Toni-Ann Williams	CAL WGYM	9.850	9.825	9.725	9.775	39.175
3	131	Breanna Hughes	UTAH	9.900	9.900	9.200	9.925	38.925

Cal Vs UTAH

Team Results

Feb 27, 2016

Women / C
Session: 1

Rank	Gym	Team	Score				
1	UTAH	X	197.025	49.275 1	49.300 1	49.200 1	49.250 1
2	CAL WGYM	X	196.750	49.175 2	49.175 2	49.175 2	49.225 2