

# NCAA Gymnastics Score Sheet

Teams: Home Canada

Visitor Finland/South Africa/USA

Date Feb 27, 2016

Place Burnham Pavilion

Attendance 0

Name		D	1	2	3	4	nd	AVE	Name		D	1	2	3	4	nd	AVE
FLOOR	1 Hugh Smith	68	5.80	9.00	9.20			14.900	1 Nick Garcia	89	5.40	7.50	7.30				12.800
	2 Damien Cachia	67	6.30	8.80	8.50			14.950	2 Heikki Niva	86	5.20	8.90	9.10				14.200
	3 Anderson Loran	85	5.60	8.70	9.00			14.450	3 Oskar Kirmes	87	8.00	6.70	9.00				14.850
	4 Scott Morgan	61	6.20	9.00	9.20			15.300	4 Heikki Saarenketo	85	6.40	8.60	8.80			-0.1	15.000
	5 Mathieu Cukassy	68	5.90	9.10	9.10			15.000	5 Ryan Patterson	88	6.00	9.00	9.00				15.000

Floor Score: **74.600**    Running Score: **74.600**    Floor Score: **71.850**    Running Score: **71.850**

Pommel	1 Ken Ikeda	64	6.20	8.80	8.80			15.000	1 Nick Garcia	89	5.00	7.80	7.80				12.700
	2 Damien Cachia	67	6.20	8.20	8.50			14.550	2 Kasper Holopainen	82	4.40	6.30	6.20				10.650
	3 Rene Comouyer	63	5.90	8.30	8.60			14.350	3 Heikki Niva	86	5.50	7.40	7.70				13.050
	4 Anderson Loran	65	5.80	7.70	7.80			13.550	4 Oskar Kirmes	87	5.60	9.00	9.10				14.650
	5 Jackson Payne	62	6.60	6.70	7.10			13.500	5 Ryan Patterson	88	5.10	8.40	7.90				13.250
	6 Hugh Smith	66	6.00	7.20	7.50			13.350									

Pommel Score: **70.950**    Running Score: **145.550**    Pommel Score: **64.300**    Running Score: **136.150**

Rings	1 Rene Comouyer	63	5.80	8.90	8.70			14.400	1 Kasper Holopainen	82	4.90	8.40	8.10				13.150
	2 Damien Cachia	67	6.00	8.40	8.40			14.400	2 Heikki Niva	86	5.10	7.90	7.50				12.800
	3 Hugh Smith	66	5.80	7.10	7.00			12.850	3 Oskar Kirmes	87	5.50	9.10	9.20				14.850
	4 Scott Morgan	61	6.70	8.50	8.60			15.250	4 Tomi Tuuha	81	5.70	7.50	7.10				13.000
	5 Mathieu Cukassy	68	6.30	8.10	8.30			14.500	5 Ryan Patterson	88	5.20	8.70	8.50				13.800

Rings Score: **71.400**    Running Score: **216.950**    Rings Score: **67.400**    Running Score: **203.550**

Vault	1 Damien Cachia	67	5.60	9.30	9.40		-0.3	14.650	1 Nick Garcia	89	5.20	9.10	9.10				14.300
	2 Hugh Smith	66	5.60	9.70	9.60			15.250	2 Heikki Niva	86	4.50	9.50	9.60				14.050
	3 Scott Morgan	61	5.60	9.60	9.60			15.100	3 Oskar Kirmes	87	5.20	9.30	9.10			-0.3	14.100
	4 Anderson Loran	65	5.20	9.20	9.10			14.350	4 Heikki Saarenketo	85	5.20	9.40	9.40				14.600
	5 Mathieu Cukassy	68	5.60	8.60	8.60			14.100	5 Ryan Patterson	88	5.30	9.70	9.70				15.000

Vault Score: **73.450**    Running Score: **290.400**    Vault Score: **72.050**    Running Score: **275.600**

P Bars	1 Rene Comouyer	63	6.30	8.40	8.30			14.650	1 Kasper Holopainen	82	4.00	9.30	9.40				13.350
	2 Ken Ikeda	64	6.20	8.80	8.90			15.050	2 Nick Garcia	89	4.40	8.60	8.40				12.900
	3 Anderson Loran	65	5.40	7.80	7.60			13.100	3 Heikki Niva	86	5.80	7.80	7.70				13.550
	4 Mathieu Cukassy	68	6.20	8.50	8.60			14.750	4 Oskar Kirmes	87	5.30	8.80	8.90				14.150
	5 Jackson Payne	62	6.10	8.50	8.30			14.500	5 Tomi Tuuha	81	0.00	10.00	10.00				0.000
	6 Hugh Smith	66	5.50	7.80	8.00			13.400	6 Ryan Patterson	88	5.60	8.40	8.70				14.150

P. Bar Score: **72.350**    Running Score: **362.750**    P. Bar Score: **68.100**    Running Score: **343.700**

H Bars	1 Ken Ikeda	64	5.70	8.40	8.20			14.000	1 Nick Garcia	89	4.20	7.70	7.40				11.750
	2 Rene Comouyer	63	5.70	8.20	8.30			13.950	2 Kasper Holopainen	82	4.70	8.80	8.70				13.350
	3 Anderson Loran	65	6.10	8.50	8.30			14.500	3 Heikki Niva	86	5.50	8.70	8.90				14.300
	4 Jackson Payne	62	6.80	8.80	8.80			15.600	4 Oskar Kirmes	87	5.50	9.00	8.90				14.450
	5 Mathieu Cukassy	68	6.10	7.70	7.50			13.700	5 Ryan Patterson	88	5.60	7.90	7.80				13.450
	6 Hugh Smith	66	5.00	8.80	9.00			13.900									

H. Bar Score: **71.950**    Running Score: **434.700**    H. Bar Score: **67.300**    Running Score: **411.000**

Final Team Score: **434.700**

Final Team Score: **411.000**

**All-Arounders**

**All-Arounders**

	Smith	Cukassy				Niva	Kirmes	Patterson			
FX	14.900	15.000				14.200	14.850	15.000			
PH	13.350	14.450				13.050	14.650	13.250			
SR	12.850	14.500				12.800	14.850	13.800			
VT	15.250	14.100				14.050	14.100	15.000			
PB	13.400	14.750				13.550	14.150	14.150			
HB	13.900	13.700				14.300	14.450	13.450			
AA	83.850	86.500				81.950	86.850	84.650			

Judge's Signatures \* FX: Dan Wood, Michael Ashe, Vince Miller, Sho Makumori, Pierce Wagner, David Eaton  
 \* Head Judge: Karen Muschinske, Barry Pruitt, Nate Hammond, Mike Hirsch, Juha Tanskanen, Tom Kutz  
 Coach's Signature: \_\_\_\_\_

# NCAA Gymnastics Score Sheet

Teams: Home Japan

Visitor Stanford University

Date Feb 27, 2016

Place Burnham Pavilion

Attendance 0

	Name	D	1 2 3 4				nd	AVE	Name	D	1 2 3 4				nd	AVE
			1	2	3	4					1	2	3	4		
FLOOR	1 Seiya Taura	75	6.30	8.90	8.80			15.150	1 Ryan Sheppard	23	5.70	8.90	8.80			14.550
	2 Kenta Chiba	76	6.50	9.30	9.30			15.800	2 Gabe Flores	16	6.10	9.10	9.10			15.200
	3 Hikaru Sato	72	6.40	9.30	9.10			15.800	3 Taylor Seaton	22	5.90	7.80	8.00			13.800
	4 Masahiro Ukai	74	6.60	8.10	8.00			14.650	4 Robert Neff	21	6.10	9.00	9.20		-0.1	15.100
	5 Wataru Tanigawa	78	6.50	8.90	8.80			15.350	5 Akash Modi	20	6.70	8.80	9.00			15.600

Floor Score: 76.550 Running Score: 76.550 Floor Score: 74.250 Running Score: 74.250

	Name	D	1 2 3 4				nd	AVE	Name	D	1 2 3 4				nd	AVE
			1	2	3	4					1	2	3	4		
POMMEL	1 Seiya Taura	75	5.60	8.50	8.70			14.200	1 Ryan Sheppard	23	5.70	8.40	8.90			14.350
	2 Daisuke Suzuki	73	6.10	8.50	8.80			14.750	2 Andrew Mistolek	19	6.00	8.00	8.20			14.100
	3 Masahiro Ukai	74	5.60	8.30	8.20			13.850	3 Drew Willoughby	27	5.70	9.40	9.20			15.000
	4 Ryoma Kawamoto	71	6.40	8.40	8.80			15.000	4 Akash Modi	20	6.40	8.70	9.00			15.250
	5 Takumi Sato	77	5.80	9.00	8.80			14.700	5 Brian Knott	18	5.80	8.60	8.30			14.250
	6 Wataru Tanigawa	78	6.10	9.20	9.20			15.300								

Pommel Score: 73.950 Running Score: 150.500 Pommel Score: 72.950 Running Score: 147.200

	Name	D	1 2 3 4				nd	AVE	Name	D	1 2 3 4				nd	AVE
			1	2	3	4					1	2	3	4		
RINGS	1 Seiya Taura	75	6.10	8.50	8.60			14.650	1 Jordan DeClerk	14	5.60	9.40	9.50			15.050
	2 Hikaru Sato	72	6.10	7.00	7.00			13.100	2 Ryan Sheppard	23	5.30	9.20	9.00			14.400
	3 Takumi Sato	77	6.30	7.70	7.70			14.000	3 Akash Modi	20	5.50	8.80	8.90			14.350
	4 Wataru Tanigawa	78	6.20	8.20	7.90			14.250	4 Josiah Eng	15	6.10	8.70	8.50			14.700
	5 Ryoma Kawamoto	71	6.70	8.00	8.00			14.700	5 Dennis Zaremski	28	6.70	8.50	8.60			15.250

Rings Score: 70.700 Running Score: 221.200 Rings Score: 73.750 Running Score: 220.950

	Name	D	1 2 3 4				nd	AVE	Name	D	1 2 3 4				nd	AVE
			1	2	3	4					1	2	3	4		
VAULT	1 Masahiro Ukai	74	5.80	9.50	9.50		-0.1	15.000	1 Grant Breckenridge	12	5.20	9.40	9.50			14.650
	2 Hikaru Sato	72	5.60	9.20	9.20			14.800	2 Ryan Sheppard	23	5.20	9.50	9.50			14.700
	3 Kenta Chiba	76	6.00	8.80	8.50			14.550	3 Akash Modi	20	5.70	9.70	9.60			15.350
	4 Seiya Taura	75	6.00	8.30	8.30		-0.3	14.000	4 Gabe Flores	16	5.80	9.40	9.30			14.950
	5 Wataru Tanigawa	78	6.00	8.40	8.60			14.500	5 Taylor Seaton	22	5.60	9.80	9.80			15.400

Vault Score: 72.850 Running Score: 294.050 Vault Score: 75.050 Running Score: 296.000

	Name	D	1 2 3 4				nd	AVE	Name	D	1 2 3 4				nd	AVE
			1	2	3	4					1	2	3	4		
PARALLEL BARS	1 Seiya Taura	75	6.80	8.50	8.80			15.450	1 Grant Breckenridge	12	5.70	9.30	9.40			15.050
	2 Kenta Chiba	76	6.10	7.90	7.80			13.950	2 Ryan Sheppard	23	6.00	8.20	8.50			14.350
	3 Daisuke Suzuki	73	6.30	7.50	7.70			13.900	3 Akash Modi	20	6.60	8.80	9.10			15.550
	4 Wataru Tanigawa	78	6.60	9.20	9.40			15.900	4 Brian Knott	18	6.00	8.10	8.30			14.200
	5 Ryoma Kawamoto	71	6.70	8.30	8.60			15.150	5 Dennis Zaremski	28	6.50	9.00	9.30			15.650

P. Bar Score: 74.350 Running Score: 368.400 P. Bar Score: 74.800 Running Score: 370.800

	Name	D	1 2 3 4				nd	AVE	Name	D	1 2 3 4				nd	AVE
			1	2	3	4					1	2	3	4		
HIGH BAR	1 Seiya Taura	75	6.10	8.70	8.90			14.800	1 Grant Breckenridge	12	5.60	9.10	9.00			14.650
	2 Kenta Chiba	76	6.30	8.90	8.70			15.100	2 Taylor Seaton	22	6.10	8.90	8.80			14.950
	3 Ryoma Kawamoto	71	5.80	8.20	8.10			13.950	3 Robert Neff	21	6.00	8.30	8.50			14.400
	4 Daisuke Suzuki	73	7.00	9.10	9.20			16.150	4 Akash Modi	20	6.20	8.50	8.60			14.750
	5 Takumi Sato	77	6.80	8.40	8.40			15.200	5 Brian Knott	18	5.60	9.40	9.50			15.050
	6 Wataru Tanigawa	78	6.00	8.60	8.40			14.500								

H. Bar Score: 75.850 Running Score: 444.250 H. Bar Score: 73.800 Running Score: 444.600

Final Team Score: 444.250











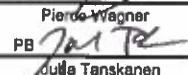



Final Team Score: 444.600

**All-Arounders**

**All-Arounders**

	Taura	Tanigawa			
FX	15.150	15.350			
PH	14.200	15.300			
SR	14.650	14.250			
VT	14.000	14.500			
PB	15.450	15.900			
HB	14.900	14.500			
AA	88.350	89.800			

	Modi	Deaton			
	15.600	0.000			
	15.250	7.350			
	14.350	0.000			
	15.350	0.000			
	15.550	0.000			
	14.750	0.000			
	90.850	7.350			

Judge's Signatures \* FX  \* PH  \* SR  \* VT  \* PB  \* HB   
 \* Head Judge  
 FX  PH  SR  VT  PB  HB   
 Coach's Signature  Coach's Signature 

# NCAA Gymnastics Score Sheet

Teams: Home UC Berkeley Visitor \_\_\_\_\_

Date Feb 27, 2016 Place Burnham Pavilion Attendance 0

Name		D	1	2	3	4	nd	AVE	Name		D	1	2	3	4	nd	AVE
FLOOR	1 Michael Rauchwerger	43	5.30	8.90	8.80			14.150									
	2 Nathaniel Ramil	45	5.40	7.50	7.60			12.950									
	3 Yordan Aleksandrov	51	5.50	8.70	8.90			14.300									
	4 Aaron Mah	31	5.80	9.20	9.10			14.950									
	5 Nicholas Del Junco	46	5.60	9.00	8.80			14.500									

Floor Score: 70.850 Running Score: 70.850 Floor Score: 0.000 Running Score: 0.000

POMMEL	1 Bailey Chang	33	4.70	7.60	7.70			12.350									
	2 Michael Diliberto	42	5.00	8.10	8.10			13.100									
	3 Adam Young	32	5.00	8.70	8.60			13.650									
	4 Kevin Wolting	40	5.60	7.80	7.50			13.250									
	5 Takahiro Kawada	49	6.00	9.00	8.70			14.850									
	6 Yordan Aleksandrov	51	5.20	7.70	7.50			12.800									

Pommel Score: 67.650 Running Score: 138.500 Pommel Score: 0.000 Running Score: 0.000

RINGS	1 Bailey Chang	33	5.20	9.10	8.90			14.200									
	2 Gagik Gharibyan	35	5.20	9.00	8.80			14.100									
	3 Harrison Plate	37	5.10	8.50	8.50			13.600									
	4 Yordan Aleksandrov	51	5.40	9.00	9.10			14.450									
	5 Michael Diliberto	42	5.20	8.10	8.20			13.350									

Rings Score: 69.700 Running Score: 208.200 Rings Score: 0.000 Running Score: 0.000

VAULT	1 Nathaniel Ramil	45	5.20	8.40	8.60			13.700									
	2 Yordan Aleksandrov	51	4.90	9.70	9.70			14.600									
	3 Aaron Mah	31	5.20	8.30	8.50			13.600									
	4 Michael Rauchwerger	43	5.20	9.40	9.30			14.550									
	5 Kevin Wolting	40	5.60	9.60	9.50		-0.1	15.050									

Vault Score: 71.500 Running Score: 279.700 Vault Score: 0.000 Running Score: 0.000

P.BARS	1 Gagik Gharibyan	35	5.30	8.80	9.10			14.250									
	2 Aaron Mah	31	5.70	8.30	8.30			14.000									
	3 Michael Diliberto	42	5.40	8.20	8.40			13.700									
	4 Kyle Zemeir	41	5.40	8.30	8.30			13.700									
	5 Yordan Aleksandrov	51	6.10	8.70	9.00			14.950									

P. Bar Score: 70.600 Running Score: 350.300 P. Bar Score: 0.000 Running Score: 0.000

H.BARS	1 Michael Diliberto	42	4.70	8.00	8.00			12.700									
	2 Nathaniel Ramil	45	5.20	9.10	9.10			14.300									
	3 Gagik Gharibyan	35	5.60	9.20	9.10			14.750									
	4 Aaron Mah	31	5.60	7.70	7.40			13.150									
	5 Yordan Aleksandrov	51	5.90	8.50	8.30			14.300									

H. Bar Score: 69.200 Running Score: 419.500 H. Bar Score: 0.000 Running Score: 0.000

Final Team Score: 419.500 Final Team Score: 0.000

All-Arounders				All-Arounders			
FX	Aleksandrov	14.300					
PH		12.800					
SR		14.450					
VT		14.600					
PB		14.950					
HB		14.300					
AA		85.400					

Judge's Signatures \*FX [Signature] \*PH [Signature] \*SR [Signature] \*VT [Signature] \*PB [Signature] \*HB [Signature]  
 \* Head Judge Dan Wood Michael Ashe Vince Miller Sho Nakamura Pierce Wagner David Eaton  
 FX Karen Muschinske PH Ben Pruett SR Nate Hammond VT Mike Hirsch PB Juha Tanskanen HB Tom Kutz  
 Coach's Signature [Signature] Coach's Signature \_\_\_\_\_