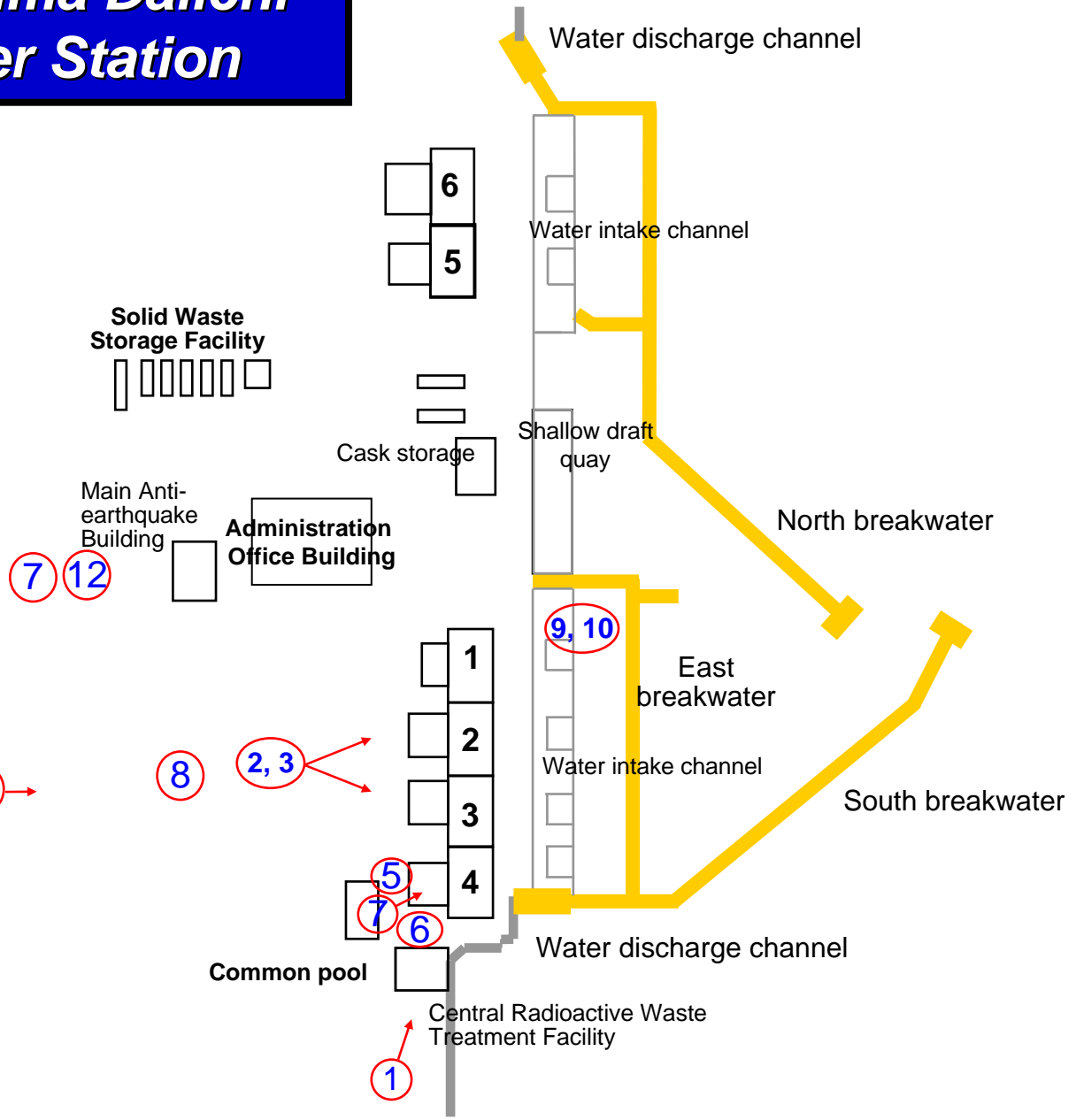



< Reference >  
September 10, 2012  
Tokyo Electric Power Company

**Current Condition of Fukushima**  
**Daiichi Nuclear Power Station**

# Map of Fukushima Daiichi Nuclear Power Station





-1 Appearance of Unit 3-4 (View from the southern hill)  
Photo taken by a TEPCO employee on September 5, 2012



-2 Appearance of Unit 3 (View from the southern hill)  
Photo taken by a TEPCO employee on September 5, 2012



-3 Appearance of Unit 4 (View from the southern hill)  
Photo taken by a TEPCO employee on September 5, 2012



-1 Appearance of Unit 3-4 (View from the hill on the mountain side between Unit 2-3)

Photo taken by a TEPCO employee on August 15, 2012




-2 Appearance of Unit 2 (View from the hill on the mountain side between Unit 2-3)

Photo taken by a TEPCO employee on August 15, 2012



-1 Upper part of Unit 3 Reactor Building  
(Before the debris was removed)

Photo taken by a TEPCO employee on September 15, 2011



-2 Upper part of Unit 3 Reactor Building

Photo taken by a TEPCO employee on June 18, 2012



-3 Upper part of Unit 3 Reactor Building

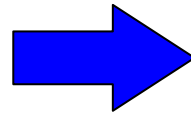
Photo taken by a TEPCO employee on September 5, 2012






-1 Debris removal from the upper part of Unit 4 Reactor Building (Before removal)

Photo taken by a TEPCO employee on September 22, 2011



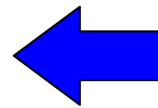
-2 Debris removal from the upper part of Unit 4 Reactor Building (During removal)

Photo taken by a TEPCO employee on January 5, 2012



-4 Unit 4 Reactor Building

Photo taken by a TEPCO employee on August 15, 2012



-3 Unit 4 Reactor Building

Photo taken by a TEPCO employee on June 18, 2012



-1 Unit 4 PCV lid

Photo taken by a TEPCO employee on August 15, 2012



-3 Unit 4 PCV lid (After being cut off)

Photo taken by a TEPCO employee on September 5, 2012



-2 Unit 4 PCV lid being cut off

Photo taken by a TEPCO employee on August 27, 2012





-1 Unit 4 south side foundation improvement work: Foundation improvement equipment

Photo taken by a TEPCO employee on June 7, 2012



-2 Unit 4 south side foundation improvement work (After completion)

Photo taken by a TEPCO employee on September 3, 2012





-1 Multi-nuclide Removal Equipment construction site: Foundation improvement work  
Photo taken by a TEPCO employee on June 11, 2012



-2 Multi-nuclide Removal Equipment construction site: Installing equipments, etc.  
Photo taken by a TEPCO employee on August 21, 2012



-1 Underground water storage tank installation

Photo taken by a TEPCO employee on June 18, 2012

The tank was covered with soil after it was installed.



-2 Underground water storage tank installation

Photo taken by a TEPCO employee on August 21, 2012



Impermeable wall piling ship

Photo taken by a TEPCO employee on August 15, 2012



Impermeable wall piling ship

Photo taken by a TEPCO employee on August 15, 2012





Drainage (polyethylene pipe) installation in the power station site

Photo taken by a TEPCO employee on August 21, 2012



Land development for the dry cask temporary storage facility

Photo taken by a TEPCO employee on August 15, 2012