

# ISSUE BRIEF: FY2013 FUNDING FOR THE ILLINOIS ARTS COUNCIL (IAC)

## ACTION NEEDED

**To sustain and grow Illinois' creative sector and create new employment opportunities, we urge the Illinois General Assembly to invest \$9.5 million in the Illinois Arts Council in FY2013.**

## WHY PROTECT THE STATE'S INVESTMENT IN THE ARTS, HUMANITIES, AND PUBLIC BROADCASTING?

### • THE ARTS ARE A SMART INVESTMENT.

In 2009, ONE DOLLAR invested by the Illinois Arts Council in the arts and humanities was matched by:

	\$7.47 in city, county, and federal dollars
	\$47.11 in other contributed income
	+ \$23.88 in earned income
<b>TOTAL:</b>	<b>\$78.46 was pumped back into the Illinois economy</b>

(Data was collected from 596 organizations participating in the Illinois Cultural Data Project in 2009 which reported funding from the Illinois Arts Council, as well as the Illinois Humanities Council and Illinois Public Radio and Television, which are funded through the IAC.)

### • THE ARTS CREATE JOBS.

As of January 2012, Illinois was home to 33,939 arts-related businesses which employed 140,313 people. In 2009, Illinois arts-related businesses generated over \$3.7 billion in household income for Illinois families. (Creative Industries Report, 2012; U.S. Census County Business Patterns, 2009).

### • THE ARTS ARE ESSENTIAL TO THE SUCCESS OF OUR STUDENTS.

Involvement in the arts is associated with gains in math, reading, and critical thinking. Arts programs help keep children in school and improve their teamwork skills, motivation, and confidence -- all skills students need to succeed in the 21st-century economy.

### • GOVERNMENT SUPPORT MEANS EQUAL ACCESS.

The Illinois Arts Council directly invested in 100 percent of Illinois Senate districts and 93% percent of House districts in 2010. Organizations that receive funding from the Illinois Arts Council can in turn offer meaningful programs -- often for free or at a reduced price -- to their communities.

### • THE ARTS ATTRACT TOURISTS TO ILLINOIS.

There are more than 100 million Americans who include the arts along with historic sites, cultural events, and ethnic festivals in their trips each year. These "cultural tourists" tend to stay longer and spend 1/3 more money at their destinations than other types of travelers. (The Historic / Cultural Traveler, The Travel Industry Association of America via the National Assembly of State Arts Agencies).

## BACKGROUND

### • ILLINOIS IS FALLING BEHIND.

Illinois, the fifth most populous state in the country, has fallen behind much smaller states like Alabama, Alaska, Arkansas, Louisiana, Minnesota, Missouri, Nebraska, and Oklahoma in per capita spending on the arts.

- In 2012, Illinois will invest \$.70 per person in the Illinois Arts Council. Illinois is currently \$.30 below the national average in per capita spending of \$1.00.
- In 2011, Illinois ranked 27th in the nation in per capita spending on state arts agencies and, in 2012, slid to 28th in the nation.
- The Illinois Arts Council is still more than \$10 million away from its fiscal year 2007 funding level, when the state invested \$19.8 million in the agency. Since then, Illinois has cut its investment in the Council by more than 50 percent.


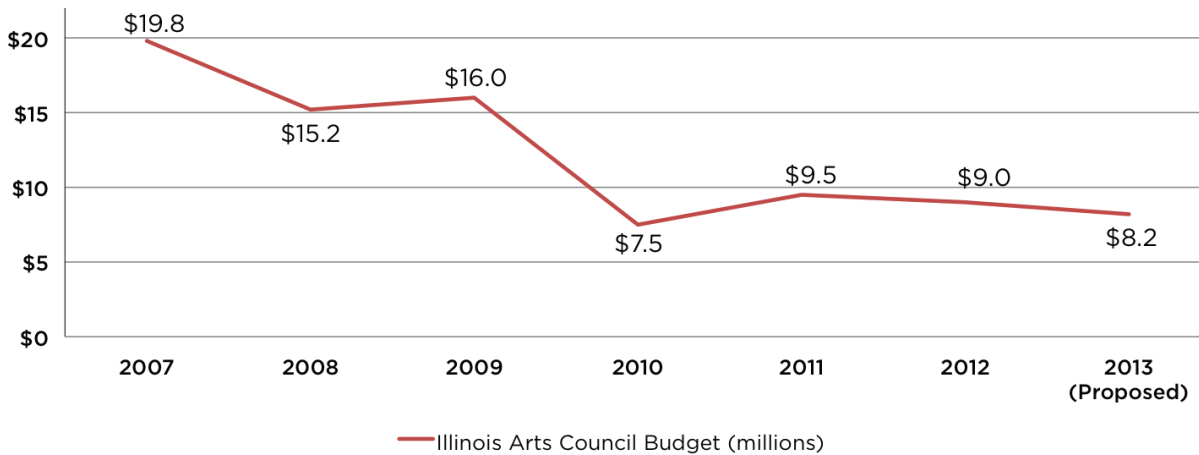
Fiscal Year	2007	2008	2009	2010	2011	2012	2013 (Proposed)
<b>Illinois Arts Council Appropriations (in millions)</b>	\$19.8	\$15.2	\$16.0	\$7.5	\$9.5	\$9.0	\$8.2
<b>Per Capita Investment in the Arts</b>	\$1.55	\$1.18	\$1.24	\$0.59	\$0.74	\$0.70	\$0.63

(National Association of State Arts Agencies' State Arts Agency Funding and Grant Making, 2007-2012)

**• A HISTORY OF ILLINOIS' INVESTMENT IN THE ARTS**

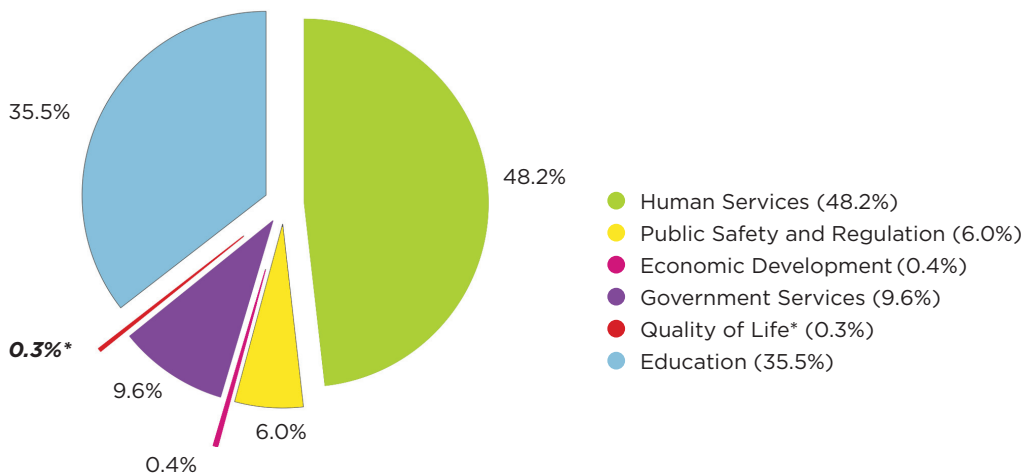
Governor Pat Quinn's proposed budget for fiscal year 2013 includes \$8.2 million in funding for the Illinois Arts Council, a 9.4 percent cut from the fiscal year 2012 appropriation of \$9 million.

**Illinois Arts Council Budget 2007 - 2013**



In FY2012, investment in the Illinois Arts Council represents a tiny portion of the total state budget, amounting for significantly less than .05 percent (or one-half of one-tenth of one percent) of state spending.

**FY2012 Illinois State Budget General Fund Operating Appropriations**



\*Quality of Life includes funding for the Illinois Arts Council (12%), Department of Natural Resources (73%), and the Historical Preservation Agency (15%)

**To sustain and grow Illinois' creative sector and create new employment opportunities, we urge the Illinois General Assembly to invest \$9.5 million in the Illinois Arts Council in FY2013.**

**WHO ARE WE?**

Arts Alliance Illinois is the state's leading voice for the arts and arts education, combining advocacy, organizing, and policy-relevant research to advance a creative and culturally vibrant state. For 30 years, Arts Alliance Illinois has stood up for artists and arts organizations of all disciplines, budget sizes, and regions of the state. The 20,000-plus people who make up our network envision a world where the arts are central and indispensable to the health of Illinois.

Find us on the web at [www.artsalliance.org](http://www.artsalliance.org)

The data used for this report was provided by the Cultural Data Project ("CDP"), a collaborative project of the Greater Philadelphia Cultural Alliance, The Greater Pittsburgh Arts Council, Pennsylvania Council on the Arts, The Pew Charitable Trusts, The William Penn Foundation and The Heinz Endowments, created to strengthen arts and culture by documenting and disseminating information on the arts and culture sector. Any interpretation of the data is the view of the Arts Alliance Illinois and does not reflect the views of the Cultural Data Project. For more information on the Cultural Data Project, visit, [www.culturaldata.org](http://www.culturaldata.org).