

2013-14 NEW YORK KNICKS SEASON SCHEDULE



24/7 Access to Knicks Content
knicksnow.com



"Like" the Knicks on Facebook

facebook.com/NYKnicks



Download Official App of the NY KNICKS
iTunes or Android Market



Follow us @nyknicks

tag with #Knicks



Follow us @nyknicks

twitter.com/nyknicks



Add nyknicks to your circles

OCTOBER/NOVEMBER

SUN	MON	TUE	WED	THU	FRI	SAT
			30 @MIL 7:30	31 @CHI 8:00	1	2
3 MIN 7:30	4 CHA 7:30	5	6	7 @CHA 7:00	8	9
10 SAS 12:00	11	12	13 @ATL 8:00	14 HOU 8:00	15	16 ATL 7:30
17	18	19 @DET 7:00	20 IND 7:00	21	22	23 @WAS 7:30
24	25 @POR 10:00	26	27 @LAC 10:30	28	29 @DEN 9:00	30

DECEMBER

SUN	MON	TUE	WED	THU	FRI	SAT
1 NOP 7:30	2	3	4	5 @BKN 7:00	6 ORL 7:30	7
8 BOS 12:00	9	10 @CLE 7:00	11 CHI 8:00	12	13 @BOS 7:30	14 ATL 7:30
15	16 WAS 7:30	17	18 @MIL 8:00	19	20	21 MEM 12:00
22	23 @ORL 7:00	24	25 OKC 2:30	26	27 TOR 7:30	28 @TOR 7:00
29	30	31				

JANUARY

SUN	MON	TUE	WED	THU	FRI	SAT
			1	2 @SAS 8:30	3 @HOU 8:00	4
5 @DAL 7:30	6	7 DET 7:30	8	9 MIA 8:00	10	11 @PHI 7:30
12	13 PHX 7:30	14 @CHA 7:00	15	16 @IND 7:00	17 LAC 7:00	18
19	20 BKN 2:30	21	22 PHI 7:30	23	24 CHA 7:30	25
26 LAL 3:30	27 BOS 7:30	28	29	30 CLE 8:00	31	

FEBRUARY

SUN	MON	TUE	WED	THU	FRI	SAT
						1 MIA 8:30
2	3 @MIL 8:00	4	5 POR 7:30	6	7 DEN 7:30	8
9 @OKC 1:00	10	11	12 SAC 7:30	13	14	15
16	17	18 @MEM 8:00	19 @NOP 8:00	20	21 @ORL 7:00	22 @ATL 7:30
23	24 DAL 7:30	25	26	27 @MIA 8:00	28 GSW 8:00	

MARCH

SUN	MON	TUE	WED	THU	FRI	SAT
						1
2 @CHI 1:00	3 @DET 7:30	4	5 @MIN 8:00	6	7 UTA 7:30	8 @CLE 7:30
9	10 PHI 7:30	11	12 @BOS 7:30	13	14	15 MIL 12:00
16	17	18	19 IND 8:00	20	21 @PHI 7:00	22
23 CLE 7:30	24	25 @LAL 10:30	26 @SAC 10:00	27	28 @PHX 10:00	29
30 @GSW 9:00	31 @UTA 9:00					

APRIL

SUN	MON	TUE	WED	THU	FRI	SAT
		1	2 BKN 7:00	3	4 WAS 7:30	5
6 @MIA 1:00	7	8	9	10	11 @TOR 7:00	12
13 CHI 1:00	14	15 @BKN 8:00	16 TOR 8:00	17	18	19
20	21	22	23	24	25	26
27	28	29	30			

KEY:



HOME



AWAY

ALL TIMES LISTED ARE EASTERN TIME.

2013-14 NEW YORK KNICKS MEDIA GUIDE

2013-14 NEW YORK KNICKS MEDIA GUIDE



PRESENTED BY CHASE

NY MADE





INEMENT
UNION
CEPTION
DINNER
ATED BY

Nais
Basket
of Fame
field, MA

ENSH
RE
REC
& D
PRES

BASKETBALL
HALL OF FAME
SPRINGFIELD MASS.

From the lens of George Kalinsky

TABLE OF CONTENTS

TABLE OF CONTENTS

Front Office & Coaching Staff	pages
The Madison Square Garden Company.....	5
Team Directory.....	6-7
James L. Dolan.....	8
Hank J. Ratner.....	9
Steve Mills.....	10
Dave Howard.....	11
Allan Houston.....	12-13
Mike Woodson.....	14-15
Jim Todd.....	16
Darrell Walker.....	17
Herb Williams.....	18
Roger Hinds.....	19
Anthony Goenaga.....	19
Dr. Lisa Callahan.....	20
Dave Hancock.....	20
Andy Barr.....	20
Erie BayHawks.....	21
Basketball Operations.....	22-23
John Starks.....	24
Larry Johnson.....	25
The Team Behind The Team.....	26-31
Garden of Dreams Foundation.....	32-33
In The Community.....	34-41
The Players	pages
Carmelo Anthony.....	44-49
Andrea Bargnani.....	50-51
Tyson Chandler.....	52-55
Raymond Felton.....	56-59
Tim Hardaway Jr.....	60-61
C.J. Leslie.....	62-63
Kenyon Martin.....	64-66
Pablo Prigioni.....	67-68
Iman Shumpert.....	69-71
J.R. Smith.....	72-75
Amar'e Stoudemire.....	76-79
Jeremy Tyler.....	80-81
Beno Udrih.....	82-83
Metta World Peace.....	84-85
Free Agents.....	86-88
2012-13 Season In Review	pages
Season In Review.....	92-93
Final Statistics.....	94
Won-Lost Breakdown.....	94
Season Highlights.....	95-102
NBA Playoffs.....	103
Game-By-Game.....	104-105
Individual High Games.....	106
Individual Highs.....	107
Knicks Team Highs & Lows.....	108
Opponents Team Highs & Lows.....	108
Knicks Record When.....	109
Individual Miscellaneous Statistics.....	110
Game-By-Game Home Attendance.....	111
Team & Individual Superlatives.....	112-113
Chronology of Team Changes.....	114-115
The NBA	pages
NBA/NBA D-League.....	118
2012-13 Final Standings/NBA Officials.....	119
2013 NBA Playoffs.....	120
2012-13 NBA Award Winners.....	121
2012-13 NBA Individual Leaders.....	122
2013 NBA Draft.....	123
Team-By-Team Directories.....	124-152
NBA Court Dimensions.....	153

History	pages
The Knickerbockers Story.....	154-159
What is a Knickerbocker?.....	160
Logo/Uniform History.....	161
Retired Numbers.....	162-163
Knicks Date Book.....	164-165
Front Office & Coaching Staff.....	166
Coaching Records.....	167
Year-By-Year Record.....	168
Won-Lost Breakdown.....	169
Year-By-Year Versus Opponents.....	170-171
Team Offensive Statistics.....	172
Team Defensive Statistics.....	173
Franchise Scoring.....	174
Franchise Leaders.....	175
Yearly Statistical Leaders.....	176-178
Top Seasonal Marks.....	178
Triple-Doubles.....	179
The 40-Point Club.....	180
Single-Game Bests.....	180-181
Top Individual Performances Off The Bench.....	181
All-Time Individual Highs.....	182-183
All-Time Individual Records at Present MSG.....	184
Rookie Records.....	185
Youngest/Oldest Players.....	185
Four-Point Plays.....	186
Highest-Lowest Scoring Games.....	187
Highest/Lowest Combined Scoring Games.....	187
Scoring Margins.....	187
Knicks Team Highs & Lows.....	188
Opponents Team Highs & Lows.....	188
Team Records at Present MSG.....	189
Individual Players Streaks.....	190
Comebacks & Leads Lost.....	190
Team Streaks.....	191
Month-By-Month Records.....	192
Postponed Games/Relocated Games.....	193
NBA Expansion Drafts.....	193
Multiple Overtime Games.....	193
Manpower Games Lost/Number of Players Used.....	194
Foreign-Born Players.....	194
Famous Firsts & Lasts.....	195
Home & Season Openers.....	196
Opening Night Lineups.....	197
When Was The Last Time.....	198
Naismith Memorial Basketball Hall of Fame.....	199
NBA Draft History - Top Five Picks.....	200-201
Numerical Roster.....	202-203
Award Winners.....	204-205
NBA All-Star Game Participants.....	206
All-Star Weekend Participants.....	207
Olympic Team Participants.....	207








All-Time Roster	pages
Career Records of the All-Time Knicks.....	210-295

The Playoffs	pages
NBA Champions.....	298
Division & Conference Champions.....	299
Year-By-Year Playoff Results.....	300-303
Coaching Records.....	303
Offensive/Defensive Team Statistics.....	304
Franchise Leaders.....	305
Versus Opponents.....	305
Series' Highs.....	306
Single-Game Bests.....	307
All-Time Individual Highs.....	308
Triple-Doubles.....	309
Four-Point Plays.....	309
Comebacks & Leads Lost.....	309
Team Records - Highs & Lows.....	310
Highest-Lowest Scoring Games.....	311
Highest/Lowest Combined Scoring Games.....	311
Scoring Margins.....	311
All-Time Game Sevens.....	311

Fourth Estate	pages
Media Information.....	314-315
Public Relations Department.....	316-317
MSG Network.....	318-319
Radio History.....	320
Television History.....	321

The World's Most Famous Arena	pages
Madison Square Garden.....	324-327
All-Time Garden Attendance.....	328
MSG Training Center.....	329
Knicks City Dancers.....	330
Knicks City Kids/Entertainment.....	331
New York Liberty.....	332
Seating Diagram.....	333
Faces In The Crowd.....	334-335
Index.....	336

IN MEMORIAM

 STANLEY ISAACS <small>APR. 22, 1929 - APR. 2, 2013</small>	 ALEXANDER MARCHFELD <small>DEC. 15, 1932 - AUG. 31, 2013</small>	 SLATER MARTIN <small>OCT. 22, 1925 - OCT. 18, 2012</small>
 DEAN "THE DREAM" MEMINGER <small>MAY 13, 1948 - AUG. 23, 2013</small>	 JOHN "BUD" PALMER <small>SEP. 14, 1921 - MAR. 19, 2013</small>	 BENJAMIN "OSSIE" SCHECTMAN <small>MAY 30, 1919 - JUL. 30, 2013</small>
 JAMES A. WERGELES <small>DEC. 15, 1922 - APR. 26, 2013</small>	 RAY WILLIAMS <small>OCT. 14, 1954 - MAR. 22, 2013</small>	 KENNY "EGGMAN" WILLIAMSON <small>AUG. 19, 1947 - NOV. 13, 2012</small>



Executive Editor:
Jonathan Supranowitz

Associate Editors:
Dennis D'Agostino, Gregg Schwartz,
Ashley Blackwood, Derek Lapinski

Design Director & Production Manager:
Jahaun Umar

Special thanks to:
George Kalinsky, Rebecca Taylor, Angela Cranford &
Gina Licata, MSG Photo Services

Nathaniel S. Butler & Kevin Wright, NBA Photos
Bob Rosen & Chris Thorn, Elias Sports Bureau
Robert Bradley, Phoenix, AZ

ABOUT THE MADISON SQUARE GARDEN COMPANY



The Madison Square Garden Company is a fully integrated sports, entertainment and media business comprised of dynamic and powerful assets and brands. Madison Square Garden's business grew from the legendary venue widely known as "The World's Most Famous Arena." Drawing on its celebrated history, the Company builds iconic brands that set the standard for excellence and innovation while forging deep connections with diverse and passionate audiences. With an unparalleled portfolio of strategically aligned venues, content and distribution channels, the Company's three business segments - MSG Sports, MSG Media and MSG Entertainment - work together to deliver exceptional experiences that endure for generations.

MSG Sports owns and operates the following sports franchises: the New York Knicks (NBA), the New York Rangers (NHL), the New York Liberty (WNBA), and the Hartford Wolf Pack (AHL). MSG Sports also promotes, produces, and/or presents a broad array of world-class live sporting events, including professional boxing, college basketball (BIG EAST Championship, St. John's Red Storm, Jimmy V Classic, and others), tennis (BNP Paribas Showdown), WWE, Professional Bull Riders and Harlem Globetrotters, as well as the NFL Draft.

MSG Entertainment (MSGE) is one of the country's leaders in live entertainment and is recognized for its signature combination of event production, entertainment marketing and iconic venues. MSGE creates, produces and/or presents live productions, including the number one live holiday family show in America, the Radio City Christmas Spectacular, featuring the Radio City Rockettes. In spring 2014, MSGE will showcase the Rockettes in a brand new production set in New York City, called Heart and Lights, which will feature dynamic, new choreography by the legendary dance troupe. In addition, MSGE presents or hosts live entertainment events, including concerts, family shows and special events, in its diverse collection of venues, which includes the Madison Square Garden Arena, The Theater at Madison Square Garden, Radio City Music Hall, the Beacon Theatre, the Forum in Inglewood, CA, The Chicago Theatre and the Wang Theatre in Boston.

MSG Media is a leader in production and content development for multiple distribution platforms, including content originating from the Company's venues. MSG Media's television networks include the MSG Networks, which consist of MSG, MSG+, MSG HD and MSG+ HD, and the Fuse national networks, which consist of Fuse and Fuse HD. MSG Networks are home to seven professional sports teams: the Knicks, Rangers, Liberty, New York Islanders, New Jersey Devils, Buffalo Sabres and New York Red Bulls, as well as award-winning original programming. Fuse has established itself as a unique multi-platform destination that connects music fans with their favorite artists. As the national network dedicated to music, Fuse is committed to delivering outstanding content that includes comprehensive coverage of premier artists, top music festivals, and high-profile concerts and events, along with original programming, all rooted in music.

The Company also has more than 20 interactive web sites, social networking sites and mobile applications that support these three business segments. More information on the Company is available at www.themadisonsquaregardencompany.com.

TEAM DIRECTORY

Team Executive Management

Executive Chairman,
The Madison Square Garden Company &
NBA Governor.....James L. Dolan
President & Chief Executive Officer,
The Madison Square Garden Company &
NBA Alternate Governor..... Hank J. Ratner
President & General ManagerSteve Mills
President, MSG Sports.....Dave Howard
Executive Vice President, Marketing MSG Sports..... Michael Guth
Executive Vice President, Tickets,
Clubs & Corporate Hospitality Howard Jacobs
Senior Vice President, Marketing Brian Grossman
Senior Vice President, Legal & Business Affairs,
Sports Operations John Master
Senior Vice President, Sports Team OperationsMark Piazza
Deputy General Counsel & Senior Vice President,
Team Operations Marc Schoenfeld
Senior Vice President, Finance & Controller Michael Whitehead

Madison Square Garden Executive Management

President, Content Distribution & Sales.....Ryan O'Hara
President, MSG Entertainment Melissa Ormond
Executive Vice President,
General Counsel & Secretary Lawrence J. Burian
Executive Vice President, Facilities Stephen Collins
Executive Vice President,
Sports & Arena Transformation Joel Fisher
Executive Vice President & Chief Financial Officer ...Robert Pollichino
Executive Vice President, Marketing Partnerships Ron Skotarczak
Executive Vice President,
Communications & Administration..... Barry Watkins
Senior Vice President, Business Operations..... John Cudmore
Senior Vice President, Human Resources Ann Kenny

Basketball Staff

Head Coach..... Mike Woodson
Assistant Coaches Jim Todd, Darrell Walker, Herb Williams
Development Coaches Jerry Dunn, David Hopta,
Idan Ravin, LaSalle Thompson
Advance Scouts..... Stephen Giles, Matt Harding
Video Coordinator..... Patrick Licursi
Assistant Video Coordinator..... Steve Senior
Equipment Manager..... Mike Martinez
Coaching Advisor Bill Smith
Coaching Consultant Chris Ford

Basketball Operations

Assistant General Manager/GM, Erie BayHawks Allan Houston
Vice President, Player Development,
Marketing and Team Operations..... Chris Bernard
Vice President, Basketball Operations..... Jamie Mathews
Basketball Advisor Glen Grunwald
Director, Security John Donohue
Director, Basketball Operations John Gabriel
Director, Pro Player Personnel Mark Hughes
Directors, Player Relations Jeannette Kev, Asani Swann
Director, Scouting & Administration..... Kristian Petesic
Director, Data Analytics & Pro Scout..... Mike Smith
Director of Operations, MSG Training Center..... Miguel Vazquez
Director, Player Personnel Mark Warquenten
Scouts..... Walker D. Russell, Kevin Wilson,
Gary Boyson, Ben Jobe

Manager, Player Security Max Cayard
Manager, Building Operations,
MSG Training Center Steven Kaminski
Coordinator, Player Development Damon Jones
Executive Assistant to
Executive Assistant to President & GM and
Head Coach..... Dianela Correia
Executive Chauffeur Bill Kalish

Sports Team Operations

Vice President, Sports Team Operations Jason Vogel
Manager, Sports Team OperationsCaroline Giglio
Administrator, Sports Team Operations..... Brian Wendth

Medical Staff

Chief Medical Officer & Vice President,
Player Care..... Dr. Lisa Callahan
Team Orthopedist..... Dr. Answorth Allen
Head Athletic Trainer..... Roger Hinds
Associate Athletic Trainer Anthony Goenaga
Director, Training & Performance..... Dave Hancock
Director, Conditioning & Fitness Andy Barr
Strength & Conditioning Coach Mubarak Malik

Public Relations

Vice President, Public Relations Jonathan Supranowitz
Vice President, Communications, MSG Sports Stacey Escudero
Director, Media Relations Greg Schwartz
Director, Sports Teams Publicity Ryan Watson
Manager, Public Relations Ashley Blackwood
Coordinator, Media Relations Derek Lapinski
Team Historian & Writer Dennis D'Agostino

Marketing Operations

Vice President, Marketing Operations, MSG Jeanie Baumgartner
Manager, Marketing Operations, MSG Shelly Callem,
Stephanie Kwok
Coordinator, Marketing Operations, MSG..... Christelle Durand

Marketing

Coordinator, Programs & RetentionDueany Almanzar
Art Directors ... Michelle Cruz, Alex Mount, Jason Freeman Robinson

Event Presentation

Vice President, Event Presentation..... Shawn Bennett
Director, Entertainment Marketing Jaclyn Alterwein
Director, Event Presentation..... Lauren Trusty
Manager, Entertainment & Dance Teams Danielle Minnaugh
Knicks City Dancers Coach Melissa Unterstein
Music Director Ray Castoldi
Public Address Announcer Mike Walczewski

Fan Development & Community Relations

Vice President, Field Marketing & Fan Development... Dan Gladstone
Director, Community Relations..... Artie Bayes
Alumni Relations & Fan Development Advisor John Starks
Basketball & Business Operations Representative Larry Johnson
CR Representative & Director, Special Projects..... Cal Ramsey
Manager, Field Marketing Brendan Callahan
Coordinator, Community Relations Gianna Smith
Coordinator, Field Marketing Chris Jean
Community Relations & Field Marketing Specialists Troy Bowers,
Kym Hampton

Digital

Vice President, Digital Vicki Shapiro
Manager, Website..... Nicholas Hector
Manager, Content Producer..... Jonah Ballow
Manager, Digital Specialist..... Michael Siegel
Digital Specialist Charlie Widdoes

MSG Photo Services

Official Photographer of Madison Square Garden..... George Kalinsky
Vice President, MSG Photo Services..... Rebecca Taylor
Coordinator, MSG Photo Services..... Gina Licata

Finance

Vice President, Finance..... Patrick McDonough
Director, Accounting Jerry Miko
Senior Staff Accountant Ray Cervone
Staff Accountant Amanda Yan

Legal & Business Affairs

Vice President, Legal & Business Affairs,
Team & Sports OperationsJamaal Lesane
Vice President, Legal & Business Affairs,
Sports Operations Christina Song
Manager, Contracts Administration Kimberlie LaSalle
Senior Administrative Assistants Maria Roubos, Mary Vukas

Human Resources

Vice President, Human Resources,
MSG Sports Kamilah Mitchell-Thomas
Director, Human Resources, MSG Sports..... Brad Kogut

Ticket Sales, Service, Retention & Operations

Vice President,
Subscription Sales & Ticket OperationsBill Goldstein
Vice President,
Sales Planning & Analytics, MSG SportsAndrew Rentmeester
Vice President, Ticket Sales, MSG Sports Adam Campbell
Director, Forecast & Analytics..... Matthew Synakowski
Director, New Sales & Campaign Planning Mark Gallego
Director, Sales & Service, Group Sales..... Marcia Steinberg
Manager, Service & Retention..... Joel DeCastro
Manager, Ticket Sales Operations..... Stephen Cerasoli
Manager, New Business, Teams..... Keith Doran
Premium Experience Specialist Tyson Christensen
Client Relationships Specialists..... Brittany Fantozzi, Abigail Kruger,
Melissa Ovumi, Julius Scott,
Daniel Smith, Douglas Wislinski, Melissa Zornberg
Senior Account Executive Sari Brandwine
Group Sales Specialist Chris Farnkopf, Mike Kitlas,
Jake McAllister, Brittany Ramos, Philip Valente
Account Executives, Season Kevin Becker, Sean Finley,
Ken Lisi, Scott Minor, Michael Rucker,
Danile Shagawat, Terry Tsouratakis

Account Executives, Group Sales Matt Fields, Stephanie Webber
Coordinator Group Sales & Campaign Integration Jane Stanton

Partnership Strategy

Senior Vice President, Account Management..... Justin Johnson
Vice Presidents, Account Planning..... Lisa Aulebach,
Thomas Cerasoli, Andrew Karson
Vice President, Activation & Development John Alfano
Director, Account Activation Catie Fenzel
Manager, Account Activation Benjamin Baruch
Manager, Account Planning David Rothstein
Coordinator, Account Activation Ronald Beach Jr

Game Statisticians/Public Relations/Press Attendants:

Rorie Capparelli, Burton Chawla, Corin Chesterson, Dom Devito,
Anthony DiGiovanni, John Freudig, Ben Gold, Deon Goodman,
Ronald Greene, Stephanie Hess, David Kabrin, Young Kim,
Spiro Kostaras, Jordi Kushner, Hnedo Lamptey, Mike Liotta,
Courtney Miller, Robert Muir, Katherine Papelian, Dominique Pickens,
Max Puro, Nicole Platt, David Robbins, Terri Robinson, Joanna Shapiro,
Dan Walczewski, Legend Tom Walsh and the incomparable
Steve Yanofsky

Music: Chad Dinzes, Jay Miaritis, DJ M.I.L.L., DJ Rumor, DJ Mode
Gardenvision: Alex Aponte, Katie Biese, Stephen Clarke,
Kenneth Goldstein, Douglas Gordon , Ron Kish, Chris Seaman,
Richard Stephens, Denise Varags

Knicks Fan Development & Community Associates:
Nicole Cherry, John Cielepak, Dayan Floyd, Cherise George,
Danny Gonzalez, Natalie Negrotti, Stanley Matthew, Elizabeth Ruiz,
Jonathan Servil

TEAM DIRECTORY

Corporate Hospitality

Vice President, Corporate Hospitality ServiceLisa Banbury
Vice President, Suites & Hospitality Sales Patrick Jones
Directors, Corporate Hospitality Sales... Mike Barbato, Scott McGinn
Manager, Service Operations Eileen Costello
Manager, Corporate Hospitality Rentals Melinda Churchville
Account Coordinator, Service Operations..... Clara Lilley
Account Coordinators Laura Foltz , Julia Lavelle,
Brian Murphy, Jillian Vaccaro
Jacqueline Malleo

Marketing Partnerships - Business Solutions

Vice President, Business Solutions Evan Frankel
Director, Integrated Sales Strategy Brandon Templeton
Director, Creative Services Melissa Brusca
Manager, Platform Development Nicole Marinake
Creative Services Coordinators Alexandra Faccas, Rayna Mengel

Marketing Partnerships

Senior Vice President, Team SalesMike Lehr
Vice President, Sports & Entertainment Sales Adam Davis
Vice President, Operations Mark Peterson
Vice President Integrated Sales Lauren Stangel
Senior Sales Director (Team Sales) William Smith
Senior Sales Director (Sports & Entertainment Sales)..... Amos Varon
Directors, Team Sales T.J. Ciro, Dave Decina, Shannon Fox
Directors, Sports & Entertainment Sales Raj Batheja,
Eric Ewavs, Ari Skalet,

Director, Sales Operations Laura Lash
Manager, Account Planning Andrew Berkowitz
Manager, Sales Operations Joshua Jacoby
Coordinator, Team Sales Christina Milano
Coordinator, Sports & Entertainment Sales Ryan Redler
Senior Administrative Assistant.....Morgan Fischer

Broadcast Information

Radio: ESPN Radio 98.7 FM Spero Dedes, Brendan Brown
SAP Alfredo Bejar, Juan Antonio Cains, Clemson Smith-Muniz
Television: MSG Mike Breen, Walt Frazier

Team Information

Website.....nyknicks.com
Arena Madison Square Garden (19,812)
First Knicks game in ArenaFeb. 14, 1968

JAMES L. DOLAN

EXECUTIVE CHAIRMAN,
THE MADISON SQUARE GARDEN COMPANY



As executive chairman of The Madison Square Garden Company (MSG), James L. Dolan oversees the company's many entities, including its world-famous arena complex, professional sports teams, sports and entertainment networks, and historic showplaces. Mr. Dolan also serves as president and chief executive officer of Cablevision Systems Corporation, one of the nation's leading media and telecommunications companies.

In his role at The Madison Square Garden Company, Mr. Dolan is responsible for the Company's overall growth strategy and manages all of its operations. He also serves as governor to the National Basketball Association and the National Hockey League on behalf of the New York Knicks and Rangers.

To ensure the standing of the Company's premier venues, Mr. Dolan has taken on a number of restoration projects throughout his tenure. In Inglewood, California, the legendary Forum arena is currently undergoing a renovation that will create the largest indoor performance venue in the country focused on music and entertainment. This follows the October 2013 completion of a three-year Transformation of the Madison Square Garden Arena designed to significantly enhance the experience of customers, athletes, entertainers, suite holders and partners. Mr. Dolan was also the catalyst for a restoration of the Company's Beacon Theatre, which was renewed to its former grandeur in early 2009. Among his most significant accomplishments as MSG chairman, Mr. Dolan also spearheaded a multimillion-dollar restoration of Radio City Music Hall in 1999, returning the national landmark and MSG showpiece to its original splendor.

Over the past few years, Mr. Dolan has taken additional steps to expand MSG's entertainment properties. They include the addition of The Chicago Theatre, which was built in 1921 as one of the country's most opulent motion picture houses, and the Forum, which has been a celebrated arena in the Greater Los Angeles area since its opening in 1967.

Mr. Dolan has led MSG's response to local and national tragedies. He played a principal role in organizing several extraordinary benefit concerts, including "12-12-12," which raised more than \$50 million for the victims of Hurricane Sandy; "The Concert For New York City," which generated more than \$35 million in aid for 9/11 victims and heroes; and "From The Big Apple to The Big Easy," which raised nearly \$9 million for Hurricane Katrina relief. Mr. Dolan also supports The Madison Square Garden Company's ongoing commitment to the community, particularly through the Garden of Dreams Foundation, the non-profit charity that works closely with all areas at the company to help children throughout the New York metropolitan area.

In addition to his leadership role at The Madison Square Garden Company, Mr. Dolan is president and chief executive officer of Cablevision Systems Corporation, which served as MSG's parent company until February 2010, when the sports, media and entertainment business became a standalone, public company. Mr. Dolan oversees Cablevision's comprehensive portfolio of advanced Optimum-branded telecommunications products, including its digital television, digital voice and high-speed Internet services, and Optimum WiFi, the nation's largest regional wireless Internet network.

Also under his purview, and serving the New York tri-state area, are Cablevision's local media properties, which include News 12 Networks and Newsday Media Group, featuring Long Island's leading daily newspaper, Newsday.

Prior to assuming his present posts at Cablevision and The Madison Square Garden Company, Mr. Dolan was chief executive officer of Rainbow Media Holdings, the former Cablevision programming subsidiary that became a separate, public company named AMC Networks Inc. in June 2011. Mr. Dolan began his career with Cablevision in the 1970s and held a variety of executive positions before overseeing Rainbow Media.

Mr. Dolan serves on the board of directors for The Madison Square Garden Company and AMC Networks, and is a member of Cablevision's board of directors and its executive committee. He is also on the board of The Lustgarten Foundation, an organization he helped found in 1998 which today is the nation's largest private supporter of pancreatic cancer research. In addition, he sits on the boards of C-SPAN and the Breathe Easy Play Hard Foundation, and is a member of the New York University Steinhardt Dean's Council.

HANK J. RATNER

PRESIDENT AND CHIEF EXECUTIVE OFFICER,
THE MADISON SQUARE GARDEN COMPANY



Hank J. Ratner is president and chief executive officer of The Madison Square Garden Company (MSG), which includes renowned performance venues, entertainment properties, professional sports teams and television networks. Mr. Ratner directs the overall strategy and day-to-day operations of the business. He also serves as alternate governor to the National Basketball Association and the National Hockey League on behalf of the New York Knicks and New York Rangers.

The Company's signature assets consist of some of the nation's most dynamic and powerful sports, media and entertainment brands. This diverse collection of properties includes a portfolio of iconic venues: New York's Madison Square Garden, Radio City Music Hall and Beacon Theatre; the Forum in Inglewood, California; The Chicago Theatre; and the Wang Theatre in Boston. In addition, MSG owns and operates professional sports teams, the New York Knicks, Rangers and Liberty; MSG Entertainment and its entertainment properties, including the Radio City Christmas Spectacular, featuring the legendary Radio City Rockettes; regional sports and entertainment networks, MSG and MSG+; and Fuse, a national music network.

In February of 2010, Mr. Ratner led the spin-off of Madison Square Garden from Cablevision Systems Corporation and, today, The Madison Square Garden Company is a thriving, stand-alone, public company. Recently, Mr. Ratner spearheaded the top-to-bottom Transformation of the iconic Madison Square Garden Arena, which was designed to significantly enhance the experience of customers, athletes, entertainers, suite holders and partners. Completed in October 2013, the historic three-year project has resulted in new seating, improved sightlines, spectacular public concourses, an expanded lineup of exclusive clubs and suites, new food offerings by some of the best chefs in the world, and exhibits that pay homage to the building's storied history. The Transformation also includes a dramatically redesigned Seventh Avenue entrance and two new bridges suspended above the playing surface for a one-of-a-kind viewing experience, as well as the restoration of The Garden's distinctive and celebrated ceiling.

Mr. Ratner served as MSG's vice chairman for seven years before being named president and chief executive officer following MSG's spin-off from Cablevision. Throughout his tenure, Mr. Ratner has been influential in formulating and implementing the strategic direction for MSG's multi-faceted business. For example, he has played a key role in bringing some of the country's landmark venues under MSG management. Over the last six years, these have included The Beacon Theatre, The Chicago Theatre, the Wang Theatre and, most recently, the Forum. In addition, Mr. Ratner is the architect of the company's integrated business approach, designed to capitalize on MSG's unique combination of iconic venues, sports and entertainment content, and programming and distribution networks, by strategically aligning these assets to work together to deliver incomparable opportunities and exceptional experiences for partners, entertainers, customers and fans.

As chairman of The Garden of Dreams Foundation, the non-profit that works closely with The Madison Square Garden Company, Mr. Ratner has been the visionary behind the charity's commitment to "make dreams come true for children facing obstacles." Its extraordinary relationship with the company allows the Foundation to do what no other charity in the world can do – use the magic and power of MSG's assets to create on-going, unforgettable programs that improve the lives of kids and their families. Since its inception in 2006, Garden of Dreams has worked with all areas of MSG – including the Knicks, Rangers, Liberty, MSG Media and MSG Entertainment – to create thousands of unique and unforgettable experiences that have brightened the lives of more than 235,000 children.

Mr. Ratner has also served as vice chairman of Cablevision Systems Corporation since 2003. In this role, he helps to set corporate direction and strategy for the media and telecommunications company whose portfolio of operations includes a full suite of advanced digital television, voice and high-speed Internet services, and valuable local media and programming properties. Prior to serving as MSG and Cablevision vice chairman, Mr. Ratner served as COO and then vice chairman of Rainbow Media Holdings, Cablevision's former programming subsidiary which became AMC Networks, a separate company, after its spin-off in June 2011.

Mr. Ratner joined Cablevision as assistant general counsel in 1987. A year later, he moved to Rainbow Media, rising to the position of Rainbow's chief operating officer in 1998. Mr. Ratner was then promoted to vice chairman of Cablevision before also being named vice chairman of MSG in 2003.

Previously, Mr. Ratner was an associate with the law firm of Sullivan & Cromwell. He received a bachelor's degree and doctorate of law with distinction from Emory University.

STEVE MILLS

PRESIDENT & GENERAL MANAGER



On Sep. 26, 2013, Steve Mills returned to The Madison Square Company and was named the team's president and general manager. A 30-year veteran of the sports world, Mills' career has included 16 years with the National Basketball Association, where his talents led to a notable ascent from account executive to senior vice president of basketball and player development. This was followed by 10 years at The Madison Square Garden Company, where Mills had a wide range of responsibilities that included overseeing business and basketball operations for the Knicks and Liberty, along with business operations for the Rangers and for all other sports-related activities at The Garden.

"I am pleased to be able to welcome Steve back to the Knicks. He is a well-respected sports executive with a strong background in basketball, as well as a familiarity with

NBA operations and our company. We look forward to his leadership and believe he is the right person to help us reach our ultimate goal of winning an NBA Championship," said James Dolan, executive chairman of The Madison Square Garden Company, at the time of Mills' return.

Mills' decade-long career at The Madison Square Garden Company included his role as president of MSG Sports, during which he oversaw all business operations, including marketing and community relations, for the company's three professional sports teams and Sports Properties, which included college basketball, boxing, and track and field. Steve originally joined the Knicks as executive vice president of franchise operations in September 1999 and became president of sports teams operations for Madison Square Garden in 2001.

On his return: "I want to thank Jim for this opportunity to return to the Knicks in this important position. It is an honor and a privilege to work for such a storied franchise and I look forward to doing whatever it takes to make the Knicks a successful franchise and a team that fans can be proud of, both now and in the future."

Prior to his move to The Garden, Mills played an integral role in the development of the National Basketball Association, where he held several positions with increasing responsibility, including his last role as senior vice president, basketball and player development. His responsibilities included managing the league's relationships with all domestic and international basketball organizations, including the NCAA and USA Basketball, as well as overseeing the NBA's developmental programs and player initiatives during one of the most critical periods in league history. Mills also played a key role in the creation of the Women's National Basketball Association and served on the team responsible for the negotiation of the NBA's Collective Bargaining Agreement. Mr. Mills started his career with the NBA in 1983 as an account executive in the corporate sponsorship department of NBA Properties.

Before returning to MSG, Mills most recently served as partner and CEO of Athletes & Entertainers Wealth Management Group, LLC, a company he created in 2010 that links sports and entertainment stars with investment and management leaders to create new business opportunities.

An accomplished collegiate basketball player, Mills started three seasons at guard for Hall of Fame Coach Pete Carril at Princeton University, where he helped lead the Tigers to two Ivy League first place finishes, including the league title and an NCAA berth in 1981. He also played professionally for one season in South America in 1981.

Mills earned a degree in sociology from Princeton in 1981, and has served on the Board of Trustees for the Naismith Memorial Basketball Hall of Fame and the Board of Directors for USA Basketball. He currently serves on the Board of Directors of the Princeton Varsity Club and on the Advisory Board for Manhattan's Hospital for Special Surgery. Mr. Mills and his wife Beverly have two daughters and reside in South Orange, NJ.

DAVE HOWARD

PRESIDENT, MSG SPORTS



Dave Howard is president of Madison Square Garden Sports where he oversees the business operations of The Madison Square Garden Company's (MSG) three professional sports teams, the New York Knicks, New York Rangers and New York Liberty as well as the AHL's Hartford Wolf Pack. In addition, Howard manages MSG's Sports Properties business, which features a diverse lineup of world-class live sporting events.

In his role, Howard has a wide range of responsibilities that include optimizing the core MSG Sports businesses, while creating and driving new revenue streams, and enhancing the value of the sports division's brand. He oversees the marketing and game presentations of the Knicks, Rangers and Liberty, as well as the sale of each team's season and individual game tickets, suites and Madison Club memberships. Howard also helps direct integrated sales for MSG Sports, including the development and management of strategic, multi-platform marketing partnerships with industry leading brands. In addition, Howard manages the Sports Properties division, which promotes, produces and partners on a broad array of live sporting events, including boxing, tennis, college and high school basketball, along with developing new growth opportunities for MSG Sports.

Howard joined MSG Sports in April 2013 following more than two decades at the New York Mets and Major League Baseball. Previously, he served as executive vice president of business operations for the Mets, where he oversaw all business departments, including ticket sales & services, corporate sales & partnerships, marketing & communications, broadcasting, media relations, venue services, ballpark operations, guest experience and security. In addition, he was responsible for the team's Florida training facility and the St. Lucie Mets and Brooklyn Cyclones minor league business operations. During his 20 years with the Mets organization, Howard held a number of significant roles, including as the team's general counsel, corporate secretary, vice president of business affairs and senior vice president of business and legal affairs. He played a key role in moving the Mets from Shea Stadium to Citi Field, where he was also instrumental in attracting other premier events, including top concerts and college lacrosse, as well as the first-ever major soccer matches. Prior to joining the Mets, Howard was an associate counsel in the office of the commissioner's office at Major League Baseball, and an associate at the firm of Davis Polk & Wardwell. He began his career as a law clerk for the Honorable George C. Pratt at the U.S. Court of Appeals for the Second Circuit.

Howard has served on a number of community and charitable boards, including: The Bridge Church of the Nazarene; Rockville Centre Little League; Baseball Chapel, Inc; Molly College Board of Trustees; CCFA-Long Island Chapter Advisory Board; and Tufts University Athletics Board of Advisors. He graduated cum laude from Fordham University of Law and received his bachelor's degree in Economics from Dartmouth College, where he graduated magna cum laude. Howard and his family reside on Long Island.

ALLAN HOUSTON

ASSISTANT GENERAL MANAGER

After a playing career that stamped him as one of the greatest Knicks ever to wear the orange and blue, Allan Houston is now fully established as one of the game's rising young executives.

Currently in his sixth season as a member of the Knicks' front office, Houston is in his fourth year as assistant general manager, following two years as assistant to the president, basketball operations. In his current role, Allan oversees the Knicks scouting department (college, pro and international), serves as general manager and oversees all operations of New York's D-League affiliate, the Erie BayHawks, and assists president and general manager Steve Mills.

Last year's 54-win season struck a resounding chord with Houston, who was a member of the last Knicks team to enjoy comparable success in the win column - the 57-game winners of 1996-97, his first season in New York.

"It was gratifying because you saw how players grow, not only as individuals but in their maturity and leadership," says Houston, 42, who officially joined the Knicks front office on Nov. 7, 2008. "You really saw that drive and hunger to win. When you see how their attention to detail grew, that's when you understand what winning is about. It was also gratifying in just hearing fans and the community saying how much fun it was again."

The Knicks' single-team affiliation with the BayHawks is currently in its third season, with Houston spearheading New York's commitment to its D-League affiliate.

"Over time, as we've discussed our final goals, we've started to take a more active role in having the D-League be a factor in what we're doing," says Allan. "It's been great. We've had some guys go to Erie and have some success. It's been a great evaluation tool. I've really enjoyed working with the ownership and the community in Erie. It's been a great experience."

A two-time NBA All-Star (in 2000 and 2001), Houston's front office career comes on the heels of a stellar 12-year playing tenure over which he averaged 17.3 points, including two 20-plus scoring seasons with the Knicks.

After three years in Detroit, Allan spent nine seasons (1996-97 through 2004-05) with the Knicks and earned a prominent place among the team's greatest performers. He is fourth on the all-time Knicks career scoring list with 11,165 points, trailing only Hall of Famers Patrick Ewing (23,665), Walt Frazier (14,617) and Willis Reed (12,183). Houston is also second among all-time Knicks in three-point field goals (921, to John Starks' 982), third in free throw percentage (.872), and sixth in minutes (21,724).

The commitment the Knicks made to him nearly two decades ago plays a major role in Houston's philosophy as an executive.

"I always go back to how it was for me," says Allan. "The Knicks saw something in me and then helped me be the best I could be. For me, the satisfaction I get the most is when a player has a lot of potential and you can recognize it, so that when he gets here we can say, 'What can we do to make him the best he can be?' The process is that you're always trying to improve and get better, whether it's through evaluation from a scouting perspective or through negotiation, or in talking to the coaches. What I find most gratifying is really trying to understand the player and the process of how he can be the best he can be."

A key member of the Knicks' 1999 Eastern Conference Championship team, Allan authored perhaps the single most-famous shot in franchise history, his unforgettable running one-hander that went off both the rim and the backboard before dropping through with :00.8 left to give New York a series-clinching 78-77 win in Game Five of the first Playoff round at Miami (May 16, 1999). Houston scored a career-high 53 points at Los Angeles against the Lakers on Feb. 16, 2003.

Limited by knee injuries to just 70 games over his last two Knicks seasons, Allan announced his retirement as an active player on Oct. 17, 2005, although he did attempt comebacks (both injury-shortened) during training camp in 2007 and 2008. At NBA All-Star Weekend in 2012 at Orlando, he donned his familiar No. 20 and teamed with Landry Fields and the Liberty's Cappie Pondexter to win the Haier Shooting Stars competition on All-Star Saturday.

On Feb. 23, 2011, Houston was honored as a Knicks Legend for the period from 2000-2010. One month later, on Mar. 6, 2011, his No. 20 was retired by the University of Tennessee in honor of a brilliant four-year college career over which he scored a school record 2,801 points (Allan joined former Knicks Bernard King and Ernie Grunfeld as the only Vols in school history to have their numbers retired). Houston also averaged 8.0 points for the gold medal-winning U.S. squad at the 2000 Summer Olympics in Sydney.

Houston's longstanding community efforts - which earned him recognition for six straight years (2000 through 2005) as one of The Sporting News' "Good Guys in Sports" - have continued in full force in his post-playing career. He oversees the Allan Houston Legacy Foundation, which was founded in 2001 and has served over 1,500 participants across the country through original programs in fatherhood and entrepreneurship to facilitate individual and collective growth through initiatives that, 1) restore a strong family unit, 2) provide economic empowerment through entrepreneurship, 3) encourage education and life skill development and 4) enhance spiritual growth.

Allan co-hosts the annual "Father Knows Best" Basketball Retreat with his father Wade, a Christian faith-based weekend initiative designed to help fathers develop and strengthen their relationships with pre-teen and teenage sons. Currently in its tenth year, the program has expanded nationwide. In addition, the Allan Houston Business Education and Development Program has encouraged and empowered young entrepreneurs for the last six years.

In the summers of 2010 and 2011, Allan traveled to Israel under the auspices of AIPAC (American-Israel Public Affairs Committee), speaking in front of 11,000 at AIPAC's national conference in 2011. In summer 2011, he participated in the NBA's Basketball Without Borders/Rio de Janeiro goodwill trip. Allan was named "Father of the Year" by the National Fatherhood Initiative in 2007, "Social Entrepreneur of the Year" by Tulane University in 2008, and received the President's Council on Service and Civic Engagement Award from the Obama Administration in 2011. Honored by the New York Press Photographers Association with its 1999 "Good Guy" award, Allan created the Wade Allan Houston Scholarship at the University of Tennessee in 2003. In August 2013, Allan and his late grandfather William Kean, a preeminent high school coach, were inducted into the Kentucky High School Basketball Hall of Fame.

Born on Apr. 20, 1971 in Louisville, Allan and his wife Tamara are proud parents of seven children: daughter Remie (14; born on Jun. 12, 1999, one day after Allan's 32-point heroics in NY's Eastern Conference-clinching Game Six win over Indiana), sons Allan III (12) and Asher (1), and daughters Rowan (9), Jade (6), Jodi Jean (5) and Truth Grace (3). A graduate of the University of Tennessee (BA, African-American Studies), Allan played collegiately for his father Wade, then the Vols' head coach. Allan's father and mother, Wade and Alice, are partners in Louisville-based HJI Inc., the nation's largest minority-owned trucking and storage company.



Fernando Medina, NBAE/Getty Images

MIKE WOODSON

HEAD COACH



Under the harshest of spotlights, Mike Woodson has written an immediate and resounding success story.

Last year, in his first full season at the helm of the Knickerbockers, he led the team to a 54-28 (.659) mark - its highest win total since 1996-97 - and to its first Atlantic Division Championship since 1993-94. That came on the heels of the 18-6 mark he registered in the final weeks of the 2011-12 season, after he was initially named interim head coach on Mar. 14, 2012.

Woodson is currently in his third season in New York and his 17th campaign as an NBA coach, having signed a multi-year extension as Knicks head coach on May 25, 2012. He entered the 2013-14 season with a 72-34 (.679) mark as Knicks head coach. His .679 winning percentage is the second-best in franchise history, just behind Pat Riley's .680.

"The expectations were so high coming into last season, based on getting to the Playoffs the year before," says the 55-year old Woodson, the 25th head coach in Knicks franchise history. "We brought in a bunch of veteran guys that could still play and everybody seemed to play their role. Even though we had a lot of injuries, we were still deep enough to the point where we could overcome a lot of them and still move

from the seventh spot the year before to second, and win our division. So overall, I just thought we had a positive year.

"Unfortunately, we didn't get where we wanted. We wanted to get to the Eastern Conference Finals and perhaps have a shot at getting to The Finals, and that was disappointing in that regard. We have a chance this year to improve on what we did last year, and that's what we're looking to do."

Woodson, who guided the Knicks to their first appearance in the Eastern Conference Semifinals since 2000, finished third in the media balloting for the 2012-13 NBA Coach of the Year award, behind Miami's Erik Spoelstra and the eventual winner, Denver's George Karl. He was named NBA Eastern Conference Coach of the Month for April 2013, leading the Knicks to an 8-2 mark and becoming the first Knicks mentor to win the monthly coaching honor since Riley in March 1994.

Mike also became the fourth coach to lead the Knicks to an Atlantic Division title, joining the Hall of Fame trio of Red Holzman (1970-71), Rick Pitino (1988-89) and Riley (1992-93 and 1993-94). He led the Knicks to 13 straight wins from Mar. 18-Apr. 9, 2013, the third-longest winning streak in franchise history. Fittingly, the final win of the streak, a 120-99 rout of Washington on Apr. 9, mathematically clinched New York's first division title in nearly two decades.

Woodson originally joined the Knicks as an assistant coach on Aug. 29, 2011, a little more than three decades after his NBA journey began as a Knicks rookie in 1980. He owns a 278-320 (.465) career won-loss mark in eight seasons as an NBA head coach (six with Atlanta, two with New York). The owner of two 50-plus win seasons, last year's 54 victories were a personal high for Woodson.

"When you talk to our team and our players, this is not about me," says Mike. "It's never been about me. I coach for one reason and one reason only, and that's to win games and try to win an NBA title. That's what I'm in it for. So it isn't about me from an individual standpoint. It's about trying to take a team of 14 or 15 guys and try to make it work, try to get these guys to believe that they're the best team in the NBA. That's where I get my satisfaction from. The press is going to react off things that they see or hear, and I can never control that. But I can control the players to a certain extent in terms of what is expected of them on and off the court, and to me that means more than anything."

Woodson joined the Knicks staff following six seasons as head coach of the Atlanta Hawks (2004-05 through 2009-10), over which he compiled a 206-286 (.419) record. He guided the Hawks to the NBA Playoffs in each of his last three seasons (including 2007-08, ending Atlanta's eight-year Playoff drought), and into the Eastern Conference Semifinals in his last two seasons.

The Hawks increased their win total in each of Woodson's six seasons in Atlanta, going from 13-59 in 2004-05 to 53-29 in 2009-10. Woodson's 206 wins with Atlanta are fourth-best in Hawks franchise history, trailing only Hall of Famer Richie Guerin (327), Mike Fratello (324) and Hall of Famer Lenny Wilkens (310). In the Playoffs, he piloted the Hawks to back-to-back Game Seven wins in the first round over Miami in 2009 and Milwaukee in 2010.

Before joining the Hawks, Woodson served for one season (2003-04) as an assistant coach with the Detroit Pistons, where he earned an NBA Championship ring as one of the chief architects behind Detroit's suffocating defense that helped lift the Pistons to the 2004 NBA title.

Prior to his six years at the helm of the Hawks, Woodson logged eight seasons as an assistant coach with Milwaukee (1996-97 through 1998-99), Cleveland (1999-2000 through 2000-01), Philadelphia (2001-02 through 2002-03) and Detroit (2003-04).

Woodson enjoyed an 11-year NBA playing career, averaging 14.0 points over 786 games for the Knicks (1980-81), New Jersey (1981-82), Kansas City/Sacramento (1981-82 through 1985-86), the LA Clippers (1986-87 through 1987-88), Houston (1988-89 through 1990-91) and Cleveland (1990-91). He scored a career-high 18.2 ppg with Kansas City in 1982-83, and posted 18.0 ppg with the Clippers in 1987-88. Mike also averaged 12.2 points in 13 career Playoff games over five post-seasons.


Mike's NBA playing career began in 1980-81, when he averaged 4.7 points over 11.7 minutes in 81 contests with the Knicks. In his first and only season in New York, he helped the Knicks to a 50-win season and a Playoff berth under Red Holzman. As New York's first-round pick (12th overall) in the 1980 NBA Draft, he graced the cover of the Knicks' 1980-81 media guide along with Holzman and teammates Bill Cartwright and Micheal Ray Richardson.

Prior to being drafted by New York, Woodson had a standout four-year career at Indiana University under Bob Knight where he was a two-time All-American, averaging 19.8 points in 104 career games with the Hoosiers. Woodson led IU to the 1979 NIT Championship and overcame back surgery in 1980 to earn Big Ten Most Valuable Player honors in leading the Hoosiers to the 1980 Big Ten title.

Knight's influence proved to be a main factor in Woodson's coaching career.

"Bob Knight, I think, somewhat set the table for me," says Mike. "I didn't know if I really wanted to coach, but then I watched my high school coach, Bill Smith [currently a member of Woody's staff in New York], along with Knight, and they were the coaches who prepared me for working with the pros. They were always prepared, prepared for practice and prepared for whenever they stepped on the court for a game. That kind of lingers in the back of your mind for many years. When I decided to start coaching, that Bill Smith and Bob Knight experience entered my mind."

Born on Mar. 24, 1958 in Indianapolis, Woodson attended Broad Ripple HS, whose alumni include David Letterman. Broad Ripple retired Mike's uniform number in 2006. Mike and his wife Terri have two daughters, Alexis (23) and Mariah (22), both graduates of Georgia Tech (Alexis in December 2012, Mariah in May 2013). The Woodson family makes its off-season home in Atlanta.



Mike Woodson Year-By-Year

		NBA Head Coach					
		Regular Season			Playoffs		
Season	Team	W	L	Pct.	W	L	Pct.
2004-05	Atlanta Hawks	13	69	.159	-	-	---
2005-06	Atlanta Hawks	26	56	.317	-	-	---
2006-07	Atlanta Hawks	30	52	.366	-	-	---
2007-08	Atlanta Hawks	37	45	.451	3	4	.429
2008-09	Atlanta Hawks	47	35	.573	4	7	.364
2009-10	Atlanta Hawks	53	29	.646	4	7	.364
2011-12	New York Knicks	18	6	.750	1	4	.25
2012-13	New York Knicks	54	28	.659	6	6	.500
Totals		278	320	.465	18	28	.391

		NBA Assistant Coach	
Season	Team		
1996-97	Milwaukee Bucks		
1997-98	Milwaukee Bucks		
1998-99	Milwaukee Bucks		
1999-00	Cleveland Cavaliers		
2000-01	Cleveland Cavaliers		
2001-02	Philadelphia 76ers		
2002-03	Philadelphia 76ers		
2003-04	Detroit Pistons		
2011-12	New York Knicks		

		NBA Player				
Season	Team	G	RPG	APG	PPG	
1980-81	New York Knicks	81	1.2	0.9	4.7	
1981-82	New Jersey Nets	83	3.0	2.7	15.7	
1982-83	Kansas City Kings	81	3.1	3.1	18.2	
1983-84	Kansas City Kings	71	2.5	2.5	14.5	
1984-85	Kansas City Kings	78	2.5	1.8	17.0	
1985-86	Sacramento Kings	81	2.8	2.4	15.6	
1986-87	Los Angeles Clippers	74	2.2	2.6	17.1	
1987-88	Los Angeles Clippers	80	2.4	3.4	18.0	
1988-89	Houston Rockets	81	2.4	2.5	12.9	
1989-90	Houston Rockets	61	1.4	1.1	6.5	
1990-91	Houston Rockets	15	0.9	1.0	4.3	
Regular Season		786	2.3	2.3	14.0	
NBA Playoffs		13	12.2	2.6	2.3	

JIM TODD

ASSISTANT COACH



Jim Todd is in his third campaign - his second full season - on the Knicks' bench, bringing nearly four decades of coaching experience to the world's greatest basketball city.

"Last year's season was one of the best years we've had with the Knicks in recent years, to win 54 games and the Atlantic Division," says Todd, who is in his 15th season as a NBA coach. "I think 54 wins is the most of any team I've been associated with. It was a pretty exciting season."

Formally named to Mike Woodson's staff on March 17, 2012, Todd started the 2011-12 season as an assistant coach for the Sacramento Kings under Keith Smart. When he joined the Knicks in mid-season, it marked the third team in which he'd joined Woodson, as they also coached together in Milwaukee and Atlanta.

"He's loyal," says Woodson of Todd. "He and I came in together way back in the day and we've remained friends all these years. We've traveled different paths but he's been loyal, he's still loyal and he works his butt off. He's coached for a number of coaches, as well. He was a head coach for

a period of time and got to see what it was like. Loyalty and hard work are what he brings to the table and that's why he's with me."

JT broke into the NBA as an assistant under Chris Ford in Milwaukee in 1996. Todd's initial two-year stint in Milwaukee (1996-97 through 1997-98) proved to be the first of three separate tenures with the Bucks, as he was also a Bucks assistant from 2002-03 through 2003-04 (under George Karl and Terry Porter) and again in 2007-08 (under Larry Krystowiak).

Todd went with Ford to the Los Angeles Clippers as an assistant coach for two seasons (1998-99 through 1999-2000). On Feb. 3, 2000, he succeeded Ford as Clippers head coach for the remainder of the season (4-33), earning his first NBA head coaching victory with a 78-77 triumph over Atlanta on Feb. 26, 2000.

Todd served for three seasons on Sam Mitchell's staff at Toronto (2004-05 through 2006-07). Following the 2007-08 season in Milwaukee, he again teamed with Woodson on Mike's Atlanta staff from 2008-09 through 2009-10.

Including the Knicks' march to the 2013 Atlantic Division title, Todd's teams have reached the NBA Playoffs in seven of his 14 seasons in the League.

"Everywhere you go, especially in the winter, people are talking about the Knicks," says Todd. "You get in a cab, and the cab driver starts talking about the Knicks, and he doesn't even know how that you're affiliated with them. The excitement was there (last year), the expectations got higher and higher as the season rolled along. And I think Woody and the staff and management wanted those expectations. We reached some pretty lofty goals, and our goals for the future and for this coming year are to win a championship."

In 2010-11, Todd coached professionally in China and was an assistant coach for the Canadian men's national basketball team at the 2010 FIBA World Championship Games in Turkey. Following his initial NBA stint with Milwaukee and the Clippers, he served for one season (2001-02) as an assistant coach at DePaul.

Todd has been involved in coaching at the high school, college and pro level since 1976. Jim's coaching career began in 1976, when he led Notre Dame (MA) HS to a 26-2 record and the state title. From 1977-86, he worked as a head coach at Fitchburg State, as an assistant coach at Columbia University and Marist College (where he worked with future NBA star Rik Smits), and as the lead assistant at Manhattan College.

Todd was head coach at Salem State from 1987-96, recording a 192-57 (.771) mark and leading the school to eight NCAA Division III tournament appearances. He was named NCAA New England Coach of the Year in 1990. Todd also coached Salem State's golf team to three NCAA appearances.

A native of Billerica, MA, Jim earned a master's degree in education from Fitchburg State (his alma mater) in 1976. He is a member of both the Salem State and Fitchburg State Halls of Fame as well as the New England Basketball Hall of Fame. Jim and his wife Gail live in Westford, MA.

DARRELL WALKER

ASSISTANT COACH



Darrell Walker's Big Apple odyssey began as a Knicks rookie 30 years ago. Currently in his 14th season as an NBA coach, Walker returned to the Knickerbockers when he was named an assistant on Mike Woodson's staff on Mar. 17, 2012, and he is now in his third season (second full campaign) on the Knicks bench.

And for all the thrills he has enjoyed with the Knicks - both as player and coach - the best might be yet to come.

"Coming back to New York was great, and it got even better," says Walker, 52. "We had a good run last year. Everyone's talking about the other teams getting better, which they have. But we've gotten better, too. It's been great to walk into the Garden every night and see some of the same people as fans, and some of the same people who are still working there. It's not the same Garden, but it's still The Garden. It's a special place and will always be a special place."

Walker returned to the Knicks midway through the 2011-12 season after serving for three seasons (2008-09 through 2010-11) as an assistant coach with the Detroit Pistons.

Walker began his coaching career as an assistant coach on the inaugural Toronto Raptors squad of 1995-96. The following year, he succeeded Brendan Malone as Raptors head coach and piloted Toronto for two seasons (1996-97 through Feb. 13, 1998).

In 1999-2000, Walker authored a unique "hat trick" when he piloted three teams in three leagues. He began the season as head coach of the CBA's Rockford Lightning. On Jan. 29, 2000, he was named interim head coach of the Washington Wizards and led the Wizards for the remainder of the season. Then on Jul. 14, 2000, he was named interim head coach for the WNBA's Washington Mystics and guided the club to its first Playoff berth.

Walker remained in Washington for four additional seasons with the Wizards; as director of player personnel (2000-01) and as a scout (2001-02 through 2003-04). He then served for four seasons (2004-05 through 2007-08) as an assistant with the New Orleans/Oklahoma City Hornets, prior to his three-year stint in Detroit. He owns a career NBA head coaching record of 56-113 (.331) over three seasons. Darrell also coached the Rookie squad in the T-Mobile Rookie Challenge at NBA All-Star 2008 in New Orleans.

"I've known Darrell a long time, from our playing days," says Woodson. "He brings leadership, he brings knowledge in terms of being able to teach the game of basketball. I feel good about all my staff because they all can teach and that's what it's all about. You want them to feel like they're head coaches when they're out there working and doing their thing in terms of being on the court or in the classroom. Darrell's leadership and ability to teach the game has meant a great deal to me."

Last year, Walker earned a unique spot in Knicks history as he became part of the only two teams in franchise annals to produce an NBA scoring leader. He was a teammate of Bernard King when King led the League with 32.9 points in 1984-85 (Darrell was present at King's Hall of Fame induction in September 2013); then coached Carmelo Anthony as Melo paced the NBA with 28.7 points in 2012-13 en route to leading the Knicks to the Atlantic Division title.

"We have to continue to build on what we did last year," says Walker. "It was a good learning experience for us, and I'm excited about this year. I think Metta World Peace brings some needed toughness to our team. I think Andrea Bargnani brings us another dimension in that he'll really be able to stretch the defense. Iman Shumpert and Tim Hardaway are young kids who are going play. We've got a versatile team."


Walker's distinguished 10-year NBA playing career began when he was drafted by the Knicks in the first round (12th overall) in the 1983 NBA Draft. He played his first three NBA seasons in New York, earning NBA All-Rookie Honors in 1983-84. As a rookie, he averaged 7.9 points off the bench and played a key role as the Knicks defeated Detroit in five memorable games in the first Playoff round in '84 and then extended the eventual champion Boston Celtics to seven games in the East Semis. His 15 steals in the first round against the Pistons (including a club Playoff record seven in Game One) are still a Knicks Playoff mark for a five-game series. Darrell scored a career-high 13.5 points with the Knicks in 1984-85.

Walker also played with Denver (1986-87), Washington (1987-88 through 1990-91) and Detroit (1991-92 through 1992-93). Signed as a free agent by Chicago on Jan. 28, 1993, he ended his playing career as a member of the 1992-93 NBA Champion Bulls, alongside former Knick teammates Bill Cartwright and Trent Tucker.

Darrell averaged 8.9 points and 4.6 assists over 720 games (356 starts) in 10 NBA seasons. With the Bullets in 1989-90, he ranked 10th in the NBA with a career-high 8.1 assists. During his playing career, he played for four future Hall of Famers: Hubie Brown, Wes Unseld, Chuck Daly and Phil Jackson. After his retirement, Darrell served as a field rep for the National Basketball Players Association from 1993 through 1995.

Walker enjoyed a standout three-year career at the University of Arkansas, averaging 14.7 points after transferring from Westark (AR) JC following his freshman season. He was honored twice as Southwest Conference Defensive Player of the Year, and was named Second-Team AP All-American as a senior in 1982-83. Walker, who earned his degree in human resources from Arkansas in December 2012, was enshrined in the Arkansas Sports Hall of Fame with the Class of 2003, and in the University of Arkansas Hall of Honor in 2008.

Born on Mar. 9, 1961 in Chicago, Darrell and his wife Lisa have three sons, Jerrell, Jarrett and Jarren. He also has a son, Darrell, and a daughter, Felicia. Darrell and Lisa have one grandchild, Jarrett's five-year old son Javion.



George Kalinsky for Madison Square Garden

HERB WILLIAMS

ASSISTANT COACH



Herb Williams is so engrained in the history of the Knickerbockers that last year's run to the Atlantic Division Championship came with a distinct feeling of déjà vu. Williams, who now owns the longest tenure of any on-the-bench assistant coach in franchise history, was a player on the last Knicks squad to win the Atlantic, back in 1993-94.

"Last year was very positive for us," says Herb, the senior coach on the Knicks staff. "I thought we had a chance to do a lot of damage. We had players in and out of the lineup, but that's the first Knicks team in a long time that I really felt had a chance to make a push and play for a title. It was a very, very positive experience and I thought Coach Woodson did a hell of a job as far as putting pieces together and adding new players and keeping it all together."

No chapter in the history of Knicks Basketball - its past, present, or future - is complete without Williams. One of the game's most respected figures, Herb is currently in his 12th full season (13th season overall) as a Knicks coach.

Williams joined the Knicks' staff as an assistant coach on Dec. 29, 2001, and few figures are as synonymous with the team - as player and coach - as he. As a Knicks assistant coach, Williams has served under head coaches Don Chaney, Lenny Wilkens, Larry Brown, Isiah Thomas, Mike D'Antoni and now Mike Woodson.

"He's pretty special because to be able to be in this organization as long as he's been here and being able to work under many coaches and also to have had a shot at head-coaching at one time; he's probably forgotten more basketball than most of the guys who come into this league," says Woodson. "I'm happy that he's a part of our staff because he brings a bunch of knowledge and hard work, and he's able to teach the game on the floor. That's what it takes when you're talking about putting a staff together."

Included in Williams' coaching tenure is an overall mark of 17-27 as Knicks head coach. Succeeding Lenny Wilkens as Knicks headmaster on Jan. 22, 2005, Herb piloted New York for the remainder of the 2004-05 season, going 16-27. He also notched a 120-110 win over Orlando as interim coach on Jan. 14, 2004, prior to Wilkens' formal arrival. In addition, Herb assumed the reins of the Knicks for the final five games of the 2005-06 season, during Brown's illness.

During his playing tenure, Williams was a force in New York's locker room as a leader both on and off the court. For three seasons (1996-97 through 1998-99), he served as Knicks tri-captain. His knowledge and leadership qualities made him a natural for his post-playing career.

"Last year was something to build on, knowing that we have the nucleus of a good team," says Williams, 55. "Then we added a couple of good pieces with Andrea Bargnani and Metta World Peace. We added some respected players from around the League. And one thing we're not doing is sitting back and saying, 'OK, we made a good run last year so we'll keep it this way.' We're constantly trying to get better, and that's what you've got to love about the Knicks."

As a player, Herb became a Garden fan favorite as Hall of Famer Patrick Ewing's primary backup in the pivot as well as a guiding force off the court. His final on-court appearance - a scoreless minute in Game Five of The 1999 NBA Finals against San Antonio - made him the oldest Knick ever to appear in a game (41 years, four months, nine days). Herb, Jason Kidd and Kurt Thomas (both of whom accomplished the feat in 2012-13) are the only Knicks in franchise history to appear in a game past their 40th birthdays.

Williams' longtime identification with the Knicks was formally cited on Feb. 20, 2012, when he received the "Dick McGuire Knicks Legacy Award," given annually to an individual whose contributions both on and off the court mirror those of the late, beloved Hall of Famer. He joined previous winners McGuire, Cal Ramsey and Mike Saunders, and 2013 winner John Andariese.

"You're talking about one of the toughest players ever to play the game," says Williams of McGuire. "That's what our team in the '90s tried to stand for; our toughness, our pride in the city. We tried to carry New York on our backs, and when you look at all that, you're going to see Dick McGuire's face. So for me to receive that award was so gratifying. It means everything. You talk Knicks and you're talking Frazier and Willis and Ewing, and Dick McGuire."

Williams' coaching tenure follows a distinguished playing career that spanned 18 seasons (1981-82 through 1998-99), just three shy of the all-time NBA record of 21 shared by Robert Parish and Kevin Willis. According to the Elias Sports Bureau, Herb is one of only nine players in NBA history to appear in a game following his 41st birthday, along with Parish, Willis, Kareem Abdul-Jabbar, Bob Cousy, Nat Hickey, Charles Jones, John Stockton and Dikembe Mutombo.

Indiana's first-round pick (14th overall) in the 1981 NBA Draft, the 6-foot-11 Williams averaged 10.8 points, 5.9 rebounds and shot .467 from the field for the Pacers, Mavericks, Raptors and Knicks. He scored 11,944 points in 1,102 career games. Herb played the first 7½ seasons of his career with Indiana, and is third in blocked shots (1,094; behind only Jermaine O'Neal and Rik Smits), seventh in games played (577), seventh in total minutes (18,455) and eighth in total rebounds (4,494) on the Pacers' all-time franchise lists.

Williams spent virtually all of the final seven years of his playing career as a Knick, and was one of only two players (along with Ewing) to be a member of both of the Knicks' Eastern Conference Championship teams of 1994 and 1999. He originally signed with the Knicks as a free agent on Nov. 15, 1992. Williams was part of two separate trades (to Toronto on Feb. 18, 1996 and to Philadelphia on Feb. 19, 1998), but quickly returned to the Big Apple just days after both.

Williams averaged 17.6 points and 9.7 rebounds in a four-year college career at Ohio State, and became the first Buckeye in school history to record more than 2,000 career points (2,011).

Born on Feb. 16, 1958 in Columbus, OH, Williams was a recreation major at Ohio State. Herb's daughter Erica (27) is a 2008 graduate of George Washington University; his son Jabrille (21) is attending Binghamton University in upstate NY and is a member of the school's basketball team. Herb and Maria are parents of 2-year old twins Jacob and Jayda. Herb lives in Stamford, CT. Off the court, Herb is extremely involved in the community, spending countless hours with area youth, as well as distinguishing himself as one of the Knicks' most accomplished golfers.



Nathaniel S. Butler/NBAE via Getty Images

ROGER HINDS

HEAD ATHLETIC TRAINER



Veteran of more than two NBA decades is currently in his ninth season as head athletic trainer (joined Knicks on Jul. 12, 2005)...Big Apple native is just the sixth head trainer in the franchise's 68-year history, joining Jim Nevins, Don Friederichs, Bill Norris, Danny Whelan and Mike Saunders.

Currently in his 21st overall NBA season...Served for eight years (1996-97 through 2003-04) as head athletic trainer for the Dallas Mavericks...Joined the Mavs after four seasons (1992-93 through 1995-96) as assistant athletic trainer and strength and conditioning coach for the Atlanta Hawks, serving under longtime Hawks trainer Joe O'Toole.

Certified athletic trainer (1981), performance enhancement specialist (2006) and corrective exercise specialist (2007)...Served as strength and conditioning coach for the gold medal-winning U.S. Olympic Team at the 1996 Atlanta Games...From 2001-04, served as president of the National Basketball Athletic Trainers Association Foundation, a non-profit charitable organization that promotes the athletic training profession and raises funds for deserving groups and charities; currently serves as liaison between the Trainers Association and the NATA...Contributing author of two books: Total Fitness the NBA Way (Perennial Currents, 2000) and Condition the NBA Way (Cadell & Davies, 1994).

Works with Alabama-based Nations of Coaches, a Christian-based organization created by former Alabama HS coach Tommy Kyle that helps to enhance coaches' influence on young athletes both on and off the field...In summers of 2010 and 2011, traveled to Mexico City to help coordinate basketball clinics for the Eduardo Najera Foundation...In 2009 and 2010, served as guest reader for pre-schoolers as part of City of Newark's Head Start health awareness program for youth and parents...In 2010, co-hosted an online film-web program for the NBA/Taco Bell Light Menu Initiative, teaming with Brandon Jennings and Basketball Hall of Famer Bob McAdoo...In August 2009, visited his birthplace for the first time in more than three decades by hosting a basketball training workshop for the Trinidad and Tobago Basketball Federation in Port of Spain, Trinidad...Addressed West Point Cadets at Fellowship of Christian Athletes meeting in September 2009.

Enjoyed 12-year tenure at the College of Charleston prior to his NBA career...Served as school's head athletic trainer (1980 through 1990) and director of sports medicine (1990 through 1992)...Also served as an adjunct professor in the health, physical education and recreation department and as a strength and conditioning coach.

58 years old; born Aug. 24, 1955 in Port of Spain, Trinidad; moved to Brooklyn with his family at age eight...One of six children...Avid Knicks fan during his formative years in NYC...Member of Brooklyn Prep's final graduating class (1972)...Earned bachelor of science degree in physical education from Brooklyn College in 1977 and master of science degree in physical education from Indiana State in 1978.

Roger and his wife Carmen have four children: Jade, Aja, Andre and Greg...Greg and his wife Laci have presented Roger and Carmen with three grandchildren...The Hinds family is active in local church activities.

ANTHONY GOENAGA

ASSOCIATE ATHLETIC TRAINER



Anthony is in his second season as Knicks associate athletic trainer, 19th overall season with the Knicks...Assists in all areas of medical therapy/treatment, including individual work with players and physical therapy assignments...Responsible for maintaining medical room setups at the Garden, MSG Training Center and on the road...Helps coordinate individual players' off-season rehab and injury-prevention programs...Has served as trainer for Knicks' Summer League squad in Las Vegas since 2005.

Originally joined Knicks in 1995-96 as training staff intern, then served as trainers room attendant prior to promotion to fulltime position in 2004...Named assistant athletic trainer prior to 2004-05 season and to current post in 2012-13.

NBA training career has spanned the globe...In summer 2012, served as athletic trainer for NBA's Basketball Without Borders trip to Moscow (served in similar capacity for NBA's BVB Brazilian trip to Sao Paulo in 2007), and also worked at 2012 London Olympics...In summer 2009, accompanied a contingent of NBA players and coaches on League-sponsored goodwill tour of China...In summers of 2008 and 2010, served as trainer for the U.S. Olympic Select Team in Las Vegas; worked with Carmelo Anthony and Tyson Chandler at 2012 U.S. pre-Olympic training camp, also in Las Vegas.

Certified athletic trainer, physical therapist and performance enhancement specialist...Completed undergraduate work at Purchase College (bachelor's degree, biology, 1997) and graduate work at Long Island University (bachelor's degree, health science; master's degree, physical therapy, 2000)...Became certified athletic trainer in 2002...Has worked as a clinician in various physical therapy sessions.

Big Apple native now lives in White Plains with his wife Carolina and their two sons: Aidan (5; born on Jun. 7, 2008 at 9 p.m.; resulting in 6/7/8/9 symmetry) and Daniel (3)...Fluent in Spanish...Last name is pronounced go-e-NA-ga.

DR. LISA CALLAHAN

CHIEF MEDICAL OFFICER & VICE PRESIDENT PLAYER CARE



Dr. Callahan is currently in her 10th season overseeing the medical staffs of both the Knicks and the WNBA Liberty... Named director, player care in September 2004 and promoted to chief medical officer & vice president of player care in 2012...elected secretary/treasurer of the NBA Team Physicians Society in 2013.

Named one of the city's Best Doctors in New York magazine's 14th annual Best Doctors issue in June 2011...Has also appeared on Castle Connelly's list of the Best Sports Doctors in the metropolitan area and Who's Who in American Medicine.

Co-founder and medical director of the Women's Sports Medicine Center at the Hospital for Special Surgery in Manhattan, rated the Northeast's top orthopedic facility for the last 23 consecutive years (and best in the nation for four straight years) by U.S. News and World Report...Founding director of the Primary Care Sports Medicine Fellowship Program at the Hospital for Special Surgery...Extensive experience has included serving as a team physician for the NFL Giants, WUSA New York Power and at Stanford University and San Jose State University...In addition to Knicks duties, also serves as associate professor of clinical medicine at the Weill Medical College of Cornell University...Has completed two terms on the board of directors of the American Medical Society for Sports Medicine.

North Carolina native...Alumni Honors Scholar at East Carolina University, earning a bachelor's degree (magna cum laude) in 1983 and a medical degree in 1987...Earned Distinguished Alumnus of the Year honors from East Carolina in 2006...Author of The Fitness Factor: Every Woman's Key to a Lifetime of Health and Well-Being (Lyons Press, 2002)...Contributing editor and columnist for Self magazine...Avid skier, weightlifter and road and off-road cyclist...Dr. Callahan and her husband Mark live in Manhattan.

DAVE HANCOCK

DIRECTOR, TRAINING & PERFORMANCE



International veteran of athletic training field is currently in his sixth year (fifth full season) with Knicks...Joined Knicks in November 2008 as first team performance specialist in club history and currently director, training and performance...Specializes in injury prevention, treatment and rehabilitation of injured players...Performs head-to-toe screening among other duties...Oversees team training and conditioning efforts and serves as liaison between coaching and medical/training staffs...Under Hancock, Knicks became first NBA team to use the revolutionary Catapult Training System, which examines acceleration, deceleration, heart rate and force production...Utilizes and tracks analytical models of physical performance of NBA players.

Joined Knicks following training career of more than a decade in his native Great Britain...Served as a physiotherapist for England's national team at 2010 soccer World Cup, starting in pre-tournament camp and working throughout the competition...Worked again with England's senior men's national team during the summer of 2011, and then in 2012 at the Euro Cup tournament and '12 Summer Olympics in London...Prior to joining Knicks, was head physiotherapist for famed Chelsea football club in the English Premier League from 2006-08 (member of Chelsea's FA Cup and Carling Cup champions in 2007 and Champions League Finalist in 2008)...Also served as head physiotherapist for Leeds United from 2000-06 and head academy physiotherapist for Blackburn Rovers from 1998-2000...Career in English Premier League started as assistant (and then head) physiotherapist for

Wolverhampton Wanderers from 1993-98...Also enjoyed tenures with Leeds Rugby Team (in 1993) and as junior and senior physiotherapist at St. James Hospital in Leeds.

Earned bachelor of health science-physiotherapy degree from Leeds University in 1993, and a diploma in sports physiotherapy from Manchester University in 1996...Holds a master's degree in sports medicine from Nottingham University (1998) and a diploma in muscular physiotherapy from Sheffield University (2008)...Certified strength and conditioning coach (2010)...During summer '13, served as guest lecturer at conferences sponsored by Nike (Portland, Ore.) and Bloomberg (NYC)...Columnist for London's Leaders magazine; has published several papers on athletic treatment, centering on ankle and knee/ACL rehabilitation.

Native of Wimbledon; raised in Surrey...Moved to the United States upon joining Knicks in 2008...Lives in New Canaan, CT, with his wife Kelly and their children Archie (5½) and Gracie (1½).

ANDY BARR

DIRECTOR, CONDITIONING & FITNESS



Currently in his fifth season in New York, Andy joined Knicks in September 2009 and promoted to director, conditioning and fitness after 2012-13 season...Areas of emphasis include proactive injury prevention specialization, movement screening/optimization, manual therapy and warmup/recovery sessions...Oversees Knicks' strength and conditioning and player prevention/recovery programs...Integrates personalized programs with team programs in order for players to perform at their best...Oversees players assessments and measurements, and overall status throughout the season.

Brought decade-long resume in athletic training field to New York, with 10 years in soccer's Premier League in his native Great Britain...Prior to joining Knicks, served for one season as injury prevention specialist for Manchester City...Enjoyed two tenures (seven total years) with Bolton Wanderers, including one season as head of First Team physiotherapy...Also logged a season-and-a-half as head of sports medicine for Southampton Football Club.

Earned bachelor's honors degree in physiotherapy from Salford University in 1998, and master's degree in sports science and sports injury from Manchester Metropolitan University in 2007...Licensed physical therapist in New York State...Sanctioned by NSCA as strength and conditioning specialist...Pilates Foundation instructor.

Born in Birmingham, raised in Bedfordshire, a suburb north of London...Played soccer professionally in Britain for three years...Moved to U.S. upon hiring by Knicks in 2009...Andy and wife Alyssa are proud parents of daughter Ellery (2)...The Barr family lives in Old Greenwich, CT.

ERIE BAYHAWKS

NBA DEVELOPMENT LEAGUE



On Jun. 8, 2011 the Erie BayHawks, the New York Knicks and the NBA Development League announced that the Knicks and BayHawks entered into a single affiliation partnership beginning with the 2011-12 season. The Knicks are the BayHawks' sole NBA affiliate and will have control over the team's basketball operations. In a model similar to other minor leagues, this partnership, also referred to as the "hybrid affiliation," allows for NBA teams to secure control over and cover the expenses related to the basketball operations of an NBA D-League team, while partnering with existing ownership, which maintains responsibility for the team's off-the-court business operations.



Majority Owner and Managing Partner Steve Demetriou
Lead Local Investor Owen McCormick
Ownership Partners..... Dennis Chack, Jed Kaplan
Jamie Mead, Bill Napier

General Manager..... Allan Houston
Head Coach Gene Cross
Assistant Coaches Ben McDonald,
Jeff Javorek
Athletic Trainer..... Kyle Creasy
Director of Basketball Operations..... Matt Lilly
Basketball Operations Assistant..... Reggie King

President..... Matt Breese
Vice President Mike Uden
Vice President, Ticket Sales Dave McLean
Director of Sales..... Jared Eller
Account Executives Conor McGartland, Chris Welch
Director of Marketing & Communications Jason Vaughan
Director of Entertainment Maggie Neil
Sales and Operations Coordinator Brooks Morrison
Finance Manager Christine Yost
Website eriebayhawks.com
Arena Erie Insurance Arena (1983)
Address..... 110 East Eighth Street, Erie, PA 16501
Phone..... (814) 790-5600

Year-By-Year Record

No.	Season	Head Coach	Regular Season			Playoffs	
			W	L	Pct.	W	L
1	2008-09	John Treloar	27	23	.540	0	1
2	2009-10	John Treloar	21	29	.420	-	-
3	2010-11	Jay Larranaga	32	18	.640	1	3
4	2011-12	Jay Larranaga	28	22	.560	1	2
5	2012-13	Gene Cross	26	24	.520	-	-
Totals			134	116	.536	2	6

2013-14 Schedule

Fri.....Nov. 22vs. Canton.....7:00 p.m.	Sat. ...Feb. 1at Maine7:00 p.m.
Sun.....Nov. 24at Maine1:00 p.m.	Mon. .Feb. 3at Springfield.....7:00 p.m.
Sun.....Dec. 1at Fort Wayne5:00 p.m.	Wed. .Feb. 5vs. Fort Wayne11:00 a.m.
Fri.....Dec. 6vs. Iowa.....7:00 p.m.	Sat. ...Feb. 8at Iowa.....7:00 p.m.
Sat. ...Dec. 7vs. Canton.....7:00 p.m.	Sun.....Feb. 9at Sioux Falls.....7:00 p.m.
Fri.....Dec. 13at Canton7:00 p.m.	Tue. ...Feb. 11at Delaware7:00 p.m.
Sat. ...Dec. 14at Canton7:00 p.m.	Wed. .Feb. 19vs. Texas.....7:00 p.m.
Fri.....Dec. 20vs. Texas.....7:00 p.m.	Fri.....Feb. 21at Canton7:00 p.m.
Sat. ...Dec. 21vs. Texas.....7:00 p.m.	Sat. ...Feb. 22vs. Delaware7:00 p.m.
Fri.....Dec. 27vs. Rio Grande.....7:00 p.m.	Fri.....Feb. 28vs. Fort Wayne7:00 p.m.
Sun.....Dec. 29at Canton5:00 p.m.	Sat. ...Mar. 1vs. Sioux Falls7:00 p.m.
Mon. .Dec. 30vs. Reno7:00 p.m.	Mon. .Mar. 3at Springfield.....7:00 p.m.
Fri.....Jan. 3at Delaware7:00 p.m.	Wed. .Mar. 5at Tulsa11:00 a.m.
Showcase at Reno (Jan. 5-9)	
Fri.....Jan. 10vs. Canton.....7:00 p.m.	Sun...Mar. 9vs. Springfield2:00 p.m.
Sat. ...Jan. 11vs. Canton.....7:00 p.m.	Thu. ...Mar. 13vs. Fort Wayne7:00 p.m.
Mon. .Jan. 13at Delaware7:00 p.m.	Fri.....Mar. 14vs. Springfield7:00 p.m.
Wed. .Jan. 15vs. Springfield7:00 p.m.	Sun...Mar. 16at Maine1:00 p.m.
Thu. ...Jan. 16vs. Fort Wayne7:00 p.m.	Mon. .Mar. 17at Springfield.....7:00 p.m.
Sat. ...Jan. 18at Maine7:00 p.m.	Thu. ...Mar. 20at Springfield.....7:00 p.m.
Mon. .Jan. 20vs. Delaware2:00 p.m.	Fri.....Mar. 28at Delaware7:00 p.m.
Thu. ...Jan. 23vs. Springfield7:00 p.m.	Sat. ...Mar. 29vs. Delaware7:00 p.m.
Sat. ...Jan. 25vs. Iowa7:00 p.m.	Wed. .Apr. 2at Los Angeles7:00 p.m.
Sun.....Jan. 26vs. Iowa2:00 p.m.	Fri.....Apr. 4at Santa Cruz7:00 p.m.
Fri.....Jan. 31at Springfield.....7:00 p.m.	Sat. ...Apr. 5at Bakersfield7:00 p.m.

BASKETBALL OPERATIONS

BASKETBALL OPERATIONS



Dr. Answorth Allen
Team Orthopedist



Chris Bernard
Vice President, Player Development,
Marketing and Team Operations



Gary Boyson
Scout



Bill Kalish
Executive Chauffeur



Steven Kaminski
Manager, Building Operations,
MSG Training Center



Jeannette Kew
Director, Player Relations



Max Cayard
Manager,
Player Security



Dianela Correia
Executive Assistant to President & GM
and Head Coach



Kevin Deegan
Security Supervisor



Patrick Licursi
Video Coordinator



Mubarak Malik
Strength & Conditioning Coach



Mike Martinez
Equipment Manager



John Donohue
Director, Security



Jerry Dunn
Development Coach



Chris Ford
Coaching Consultant



Jamie Mathews
Vice President, Basketball Operations



Kristian Petesic
Director, Scouting and Administration



Walker D. Russell
Scout



John Gabriel
Director, Basketball Operations



Caroline Giglio
Manager, Sports Team Operations



Stephen Giles
Advance Scout



Steve Senior
Assistant Video Coordinator



Bill Smith
Coaching Advisor



Mike Smith
Director, Analytics and Pro Scout



Glen Grunwald
Basketball Advisor



Matt Harding
Advance Scout



David Hopla
Development Coach



Asani Swann
Director, Player Relations



LaSalle Thompson
Assistant Coach,
Player Development



Miguel Vazquez
Director, Building Operations



Mark Hughes
Director, Pro Player Personnel



Ben Jobe
Scout



Damon Jones
Coordinator, Player Development



Jason Vogel
Vice President, Sports Team
Operations



Mark Warkentien
Director, Player Personnel



Brian Wendth
Administrator, Sports Team
Operations



Kevin Wilson
Director, International Scouting

JOHN STARKS

ALUMNI RELATIONS AND FAN DEVELOPMENT ADVISOR



Currently in his 10th season as a member of Knicks front office after tenure as one of the most popular, tenacious and electrifying players in team history...Named to current post on Oct. 6, 2004...Involved in day-to-day efforts to expand Knicks Alumni Relations, Community Relations and Fan Development programs...Provides support in sponsor, suite sales and marketing efforts.

All-out style stamped him as one of city's most popular athletes during memorable eight-year Knicks career (1990-91 through 1997-98)...NBA All-Star in 1994, All-Defensive Second Team in 1992-93, League's Sixth Man of the Year in 1996-97...Averaged 14.1 points as a Knick and played key role on 1994 Eastern Conference Championship team...Knicks' all-time career leader in three-point field goals (982), 11th in total points (8,489), eighth in assists (2,394), seventh in steals (711)...Authored one of the most famous plays in team history - "The Dunk" - in final minute of NY's win over Chicago in Game Two of 1993 Eastern Conference Finals (May 25, 1993).

Averaged 12.5 points over standout 13-year NBA career with Golden State (1988-89, and 1998-99 through 1999-2000), Knicks (1990-91 through 1997-98), Chicago (1999-2000) and Utah (2000-01 through 2001-02)...Went 1,222-3,591 (.340) career from three-point range...Honored as Knicks Legend representing the decade of the 1990s on Feb. 23, 2011.

In front office position, continues longstanding tradition of community involvement established during his playing days...Perennial figure in Metropolitan area with myriad of youth-oriented efforts...Since 1994, has overseen the nonprofit John Starks Foundation, which provides academic scholarships to high school seniors based in NY tri-state area and in his hometown of Tulsa, OK...On Sep. 18, 2012, hosted the 17th annual John Starks Celebrity Classic Golf Tournament at the Fairview (CT) Country Club to benefit the John Starks Foundation's 3-Point Scholarship...Since 1994, hundreds of monetary grants have been awarded to students who demonstrate academic excellence and a commitment to community service, but lack financial resources to pursue a college education...For more than a decade, oversaw John Starks Youth Basketball Camp in Purchase, NY...In 1997, was male winner of Hank Iba Citizen Athlete Award, in addition to earning "Good Guy" Award from New York Press Photographers Association...In business arena, is spokesman and partner for revolutionary Ektio athletic shoes (www.ektio.com) and for Zipway athletic pants line, unveiled in April 2007 (www.zipwayUSA.com) and now an official NBA licensee...Motivational speaker who has addressed some of the area's most prestigious business firms...For news and community updates, visit www.johnstarks.org.

48 years old (Aug. 10, 1965; Tulsa, OK)... Served for two seasons (2002-03 and 2003-04) as head coach of USBL's Westchester Wildfire...John's autobiography, *John Starks: My Life*, was released by Sports Publishing in 2004...Inducted into Oklahoma Sports Hall of Fame on Aug. 16, 2011...John and wife Jacqueline have three children, John Jr. (25), Chelsea (20) and Tiara (12). The Starks family lives in Stamford, CT.



Nathaniel S. Butler, NBAE/Getty Images

LARRY JOHNSON

BASKETBALL AND BUSINESS OPERATIONS REPRESENTATIVE



Emotional leader of 1990s Knicks formally returned to the organization when he was named to current position on Apr. 8, 2012...In his new post, LJ works closely with the basketball operations department (focusing on player development) and with the community relations department, working to support the Garden of Dreams Foundation and on fan development... Also works in tandem with the marketing and partnership departments, with involvement in numerous business initiatives...Quote: "Going out in the community is something I've done since I retired. Going out and meeting people in the community; whenever the Knicks need a face in the business world or the community, I'm looking forward to it."

Spent the final five years of NBA career in New York...Joined Knicks when he was acquired from Charlotte on Jul. 14, 1996 for Anthony Mason and Brad Lohaus...Averaged 12.3 points in 330 games (327 starts) as a Knick from 1996-97 through 2000-01, including 15.5 in 1997-98...Knicks co-captain in each of his last four seasons...Helped lead NYK to NBA Playoffs in each of his five Knicks seasons, climaxed by 1999 Eastern Conference Championship...Ranks 36th on all-time Knicks career scoring list (4,045 points)...Authored one of the most famous shots in NBA history, fabled four-point play (3PT FGM+FTM) with .05.7 left in Game Three of 1999 East Finals vs. Indiana (Jun. 5, 1999), keying 92-91 Knicks win and eventual series triumph.

Averaged 16.2 points and 7.5 rebounds in 10-year playing career with Charlotte (1991-92 through 1995-96) and Knicks (1996-97 through 2000-01)...As a Hornet, was NBA Rookie of the Year in 1992 and a two-time NBA All-Star (1993, 1995)... Earned All-NBA Second Team honors in 1993 and All-Rookie first team citation in 1992...Averaged 20-plus points twice as a Hornet, with career-high 22.1 in 1992-93...Ranks fifth in total points (7,405) and third in total rebounds (3,479) on Hornets' all-time franchise lists...First pick overall (by Hornets) in 1991 NBA Draft...Hampered by back pain in final season; announced retirement on Oct. 10, 2001.

44 years old (Mar. 14, 1969; Tyler, Texas)...Member of UNLV's NCAA Championship squad of 1990, and earned Sporting News College Player of the Year, Naismith Award and Wooden Award in 1991...Heavily involved in Make-A-Wish program during playing days...In 1994, donated \$1 million towards the building of the Larry Johnson Recreation Center in co-operation with the City of Dallas...Dallas native now lives in his adopted New York.



Nathaniel S. Butler, NBAE/Getty Images

TEAM BEHIND THE TEAM

TEAM BEHIND THE TEAM



EXECUTIVE MANAGEMENT

Michael Guth
Executive Vice President,
Marketing MSG Sports



EXECUTIVE MANAGEMENT

Howard Jacobs
Executive Vice President,
Tickets, Clubs & Corporate
Hospitality



EXECUTIVE MANAGEMENT

Brian Grossman
Senior Vice President,
Marketing



EXECUTIVE MANAGEMENT

John Master
Senior Vice President,
Legal & Business Affairs,
Sports Operations



EXECUTIVE MANAGEMENT

Mark Piazza
Senior Vice President,
Sports Team Operations



EVENT PRESENTATION

Danielle Mimnaugh
Manager, Entertainment &
Dance Teams



EVENT PRESENTATION

Melissa Unterstein
Knicks City Dancers
Coach



EVENT PRESENTATION

Ray Castoldi
Music Director



EVENT PRESENTATION

Mike Walczewski
Public Address Announcer



EVENT PRESENTATION

Steve Scott
Public Address Announcer



EXECUTIVE MANAGEMENT

Marc Schoenfeld
Deputy General Counsel
& Senior Vice President,
Team Operations



EXECUTIVE MANAGEMENT

Michael Whitehead
Senior Vice President,
Finance & Controller



PUBLIC RELATIONS

Jonathan Supranowitz
Vice President,
Public Relations



PUBLIC RELATIONS

Stacey Escudero
Vice President,
Communications,
MSG Sports



PUBLIC RELATIONS

Gregg Schwartz
Director, Media Relations



FAN DEVELOPMENT & COMMUNITY RELATIONS

Dan Gladstone
Vice President,
Field Marketing &
Fan Development



FAN DEVELOPMENT & COMMUNITY RELATIONS

Artie Bayes
Director,
Community Relations



FAN DEVELOPMENT & COMMUNITY RELATIONS

Cal Ramsey
CR Representative &
Director, Special Projects



FAN DEVELOPMENT & COMMUNITY RELATIONS

Brendan Callahan
Manager, Field Marketing



FAN DEVELOPMENT & COMMUNITY RELATIONS

Gianna Smith
Coordinator,
Community Relations



PUBLIC RELATIONS

Ryan Watson
Director, Sports Teams
Publicity



PUBLIC RELATIONS

Ashley Blackwood
Manager,
Public Relations



PUBLIC RELATIONS

Derek Lapinski
Coordinator,
Media Relations



PUBLIC RELATIONS

Dennis D'Agostino
Team Historian & Writer



MARKETING OPERATIONS

Jeanie Baumgartner
Vice President, Marketing
Operations, MSG



FAN DEVELOPMENT & COMMUNITY RELATIONS

Chris Jean
Coordinator,
Field Marketing



FAN DEVELOPMENT & COMMUNITY RELATIONS

Troy Bowers
Community Relations &
Field Marketing Specialist



FAN DEVELOPMENT & COMMUNITY RELATIONS

Kym Hampton
Community Relations &
Field Marketing Specialist



DIGITAL

Vicki Shapiro
Vice President, Digital



DIGITAL

Nicholas Hector
Manager, Website



MARKETING OPERATIONS

Shelly Callen
Manager, Marketing
Operations, MSG



MARKETING OPERATIONS

Stephanie Kwok
Manager, Marketing
Operations, MSG



MARKETING OPERATIONS

Christelle Durand
Coordinator, Marketing
Operations, MSG



MARKETING

Dueany Almanzar
Coordinator,
Programs & Retention



MARKETING

Michèle Cruz
Art Director



DIGITAL

Jonah Ballow
Manager, Content
Producer



DIGITAL

Michael Siegel
Manager, Digital
Specialist



DIGITAL

Charlie Widdoes
Digital Specialist



MSG PHOTO SERVICES

George Kalinsky
Official Photographer of
Madison Square Garden



MSG PHOTO SERVICES

Rebecca Taylor
Vice President,
MSG Photo Services



MARKETING

Jason Freeman Robinson
Art Director



MARKETING

Alex Mount
Art Director



EVENT PRESENTATION

Shawn Bennett
Vice President,
Event Presentation



EVENT PRESENTATION

Jaclyn Alterwein
Director, Entertainment
Marketing



EVENT PRESENTATION

Lauren Trusty
Director,
Event Presentation



MSG PHOTO SERVICES

Gina Licata
Coordinator, MSG Photo
Services



FINANCE

Patrick McDonough
Vice President, Finance



FINANCE

Jerry Miko
Director, Accounting



FINANCE

Ray Cervone
Senior Staff
Accountant



FINANCE

Amanda Yan
Staff Accountant

TEAM BEHIND THE TEAM

TEAM BEHIND THE TEAM



LEGAL & BUSINESS AFFAIRS
Jamaal Lesane
Vice President, Legal & Business Affairs, Team & Sports Operations



LEGAL & BUSINESS AFFAIRS
Christina Song
Vice President, Legal & Business Affairs, Sports Operations



LEGAL & BUSINESS AFFAIRS
Kimberlie LaSalle
Manager, Contracts Administration



LEGAL & BUSINESS AFFAIRS
Maria Roubos
Senior Administrative Assistant



LEGAL & BUSINESS AFFAIRS
Mary Vukas
Senior Administrative Assistant



TICKET SALES, SERVICE, RETENTION & OPERATIONS
Chris Farnkopf
Group Sales Specialist



TICKET SALES, SERVICE, RETENTION & OPERATIONS
Mike Kitlas
Group Sales Specialist



TICKET SALES, SERVICE, RETENTION & OPERATIONS
Jake McAllister
Group Sales Specialist



TICKET SALES, SERVICE, RETENTION & OPERATIONS
Brittany Ramos
Group Sales Specialist



TICKET SALES, SERVICE, RETENTION & OPERATIONS
Philip Valente
Group Sales Specialist



HUMAN RESOURCES
Kamilah Mitchell-Thomas
Vice President, Human Resources, MSG Sports



HUMAN RESOURCES
Brad Kogut
Director, Human Resources, MSG Sports



TICKET SALES, SERVICE, RETENTION & OPERATIONS
Bill Goldstein
Vice President, Subscription Sales & Ticket Operations




TICKET SALES, SERVICE, RETENTION & OPERATIONS
Andrew Rentmeester
Vice President, Sales Planning & Analytics, MSG Sports



TICKET SALES, SERVICE, RETENTION & OPERATIONS
Adam Campbell
Vice President, Ticket Sales, MSG Sports




TICKET SALES, SERVICE, RETENTION & OPERATIONS
Kevin Becker
Account Executive, Season



TICKET SALES, SERVICE, RETENTION & OPERATIONS
Sean Finley
Account Executive, Season



TICKET SALES, SERVICE, RETENTION & OPERATIONS
Ken Lisi
Account Executive, Season



TICKET SALES, SERVICE, RETENTION & OPERATIONS
Scott Minor
Account Executive, Season



TICKET SALES, SERVICE, RETENTION & OPERATIONS
Michael Rucker
Account Executive, Season



TICKET SALES, SERVICE, RETENTION & OPERATIONS
Matthew Synakowski
Director, Forecast & Analytics



TICKET SALES, SERVICE, RETENTION & OPERATIONS
Mark Gallego
Director, New Sales & Campaign Plan



TICKET SALES, SERVICE, RETENTION & OPERATIONS
Marcia Steinberg
Director, Sales & Service, Group Sales



TICKET SALES, SERVICE, RETENTION & OPERATIONS
Joel DeCastro
Manager, Service & Retention



TICKET SALES, SERVICE, RETENTION & OPERATIONS
Stephen Cerasoli
Manager, Ticket Sales Operations



TICKET SALES, SERVICE, RETENTION & OPERATIONS
Daniel Shagawat
Account Executive, Season



TICKET SALES, SERVICE, RETENTION & OPERATIONS
Terry Tsouratakis
Account Executive, Season



TICKET SALES, SERVICE, RETENTION & OPERATIONS
Matt Fields
Account Executive, Group Sales



TICKET SALES, SERVICE, RETENTION & OPERATIONS
Stephanie Webber
Account Executive, Group Sales



TICKET SALES, SERVICE, RETENTION & OPERATIONS
Jane Stanton
Coordinator Group Sales & Campaign Integration



TICKET SALES, SERVICE, RETENTION & OPERATIONS
Keith Doran
Manager, New Business, Teams



TICKET SALES, SERVICE, RETENTION & OPERATIONS
Tyson Christensen
Premium Experience Specialist



TICKET SALES, SERVICE, RETENTION & OPERATIONS
Brittany Fantozzi
Client Relationships Specialist



TICKET SALES, SERVICE, RETENTION & OPERATIONS
Abigail Kruger
Client Relationships Specialist



TICKET SALES, SERVICE, RETENTION & OPERATIONS
Melissa Owumi
Client Relationships Specialist



PARTNERSHIP STRATEGY
Justin Johnson
Senior Vice President, Account Management



PARTNERSHIP STRATEGY
Lisa Aulebach
Vice President, Account Planning



PARTNERSHIP STRATEGY
Tom Cerasoli
Vice President, Account Planning



PARTNERSHIP STRATEGY
Andrew Karson
Vice President, Account Planning




PARTNERSHIP STRATEGY
John Alfano
Vice President, Activation & Development



TICKET SALES, SERVICE, RETENTION & OPERATIONS
Julius Scott
Client Relationships Specialist



TICKET SALES, SERVICE, RETENTION & OPERATIONS
Daniel Smith
Client Relationships Specialist



TICKET SALES, SERVICE, RETENTION & OPERATIONS
Douglas Wislinski
Client Relationships Specialist



TICKET SALES, SERVICE, RETENTION & OPERATIONS
Melissa Zornberg
Client Relationships Specialist



TICKET SALES, SERVICE, RETENTION & OPERATIONS
Sari Brandwine
Senior Account Executive



PARTNERSHIP STRATEGY
Catie Fenzel
Director, Account Activation



PARTNERSHIP STRATEGY
Benjamin Baruch
Manager, Account Activation



PARTNERSHIP STRATEGY
David Rothstein
Manager, Account Planning



PARTNERSHIP STRATEGY
Ronald Beach, Jr.
Coordinator, Account Activation



CORPORATE HOSPITALITY
Lisa Banbury
Vice President, Corporate Hospitality Service

TEAM BEHIND THE TEAM

TEAM BEHIND THE TEAM



CORPORATE HOSPITALITY
Patrick Jones
Vice President, Suites & Hospitality Sales



CORPORATE HOSPITALITY
Mike Barbato
Director, Corporate Hospitality Sales



CORPORATE HOSPITALITY
Scott McGinn
Director, Corporate Hospitality Sales



CORPORATE HOSPITALITY
Eileen Costello
Manager, Service Operations



CORPORATE HOSPITALITY
Melinda Churchville
Manager, Corporate Hospitality Rentals



CORPORATE HOSPITALITY
Clara Lilley
Account Coordinator, Service Operations



CORPORATE HOSPITALITY
Laura Foltz
Account Coordinator



CORPORATE HOSPITALITY
Julia Lavelle
Account Coordinator



CORPORATE HOSPITALITY
Brian Murphy
Account Coordinator



CORPORATE HOSPITALITY
Jillian Vaccaro
Account Coordinator



CORPORATE HOSPITALITY
Jacqueline Malleo
Senior Administrative Assistant



MARKETING PARTNERSHIPS - BUSINESS SOLUTIONS
Evan Frankel
Vice President, Business Solutions



MARKETING PARTNERSHIPS - BUSINESS SOLUTIONS
Branden Templeton
Director Integrated Sales Strategy



MARKETING PARTNERSHIPS - BUSINESS SOLUTIONS
Melissa Brusca
Director, Creative Services



MARKETING PARTNERSHIPS - BUSINESS SOLUTIONS
Nicole Marinake
Manager, Platform Development



MARKETING PARTNERSHIPS - BUSINESS SOLUTIONS
Alexandra Faccas
Creative Services Coordinator



MARKETING PARTNERSHIPS - BUSINESS SOLUTIONS
Rayna Mengel
Creative Services Coordinator



MARKETING PARTNERSHIPS
Mike Lehr
Senior Vice President, Team Sales



MARKETING PARTNERSHIPS
Adam Davis
Vice President, Sports & Entertainment Sales



PARTNERSHIP SALES
Mark Peterson
Vice President, Operations



MARKETING PARTNERSHIPS
Lauren Stangel
Vice President Integrated Sales



MARKETING PARTNERSHIPS
Bill Smith
Senior Sales Director (Team Sales)



PARTNERSHIP SALES
Amos Varon
Senior Sales Director (Sports & Entertainment Sales)



PARTNERSHIP SALES
TJ Ciro
Director, Team Sales




MARKETING PARTNERSHIPS
Dave Decina
Director, Team Sales



PARTNERSHIP SALES
Shannon Fox
Director, Team Sales



MARKETING PARTNERSHIPS
Raj Batheja
Director, Sports & Entertainment Sales




MARKETING PARTNERSHIPS
Eric Eways
Director, Sports & Entertainment Sales




PARTNERSHIP SALES
Ari Skalet
Director, Sports & Entertainment Sales



PARTNERSHIP SALES
Laura Lash
Director, Sales Operations



MARKETING PARTNERSHIPS
Andrew Berkowitz
Manager, Account Planning



MARKETING PARTNERSHIPS
Joshua Jacoby
Manager, Sales Operations



MARKETING PARTNERSHIPS
Christina Milano
Coordinator, Team Sales



MARKETING PARTNERSHIPS
Ryan Redler
Coordinator, Sports & Entertainment Sales



MARKETING PARTNERSHIPS
Morgan Fischer
Senior Administrative Assistant




GAME NIGHT STAFF
James Ahn
Computer Technician



GAME NIGHT STAFF
Jon Berger
Statistical Inputter



GAME NIGHT STAFF
Stewart Davis
Clock Operator




GAME NIGHT STAFF
Anthony DiGiovanni
Press Attendant



GAME NIGHT STAFF
Rob Durr
Statistical Inputter



GAME NIGHT STAFF
Tony Fiumefreddo
Statistical Inputter



GAME NIGHT STAFF
David Gardella
Statistician



GAME NIGHT STAFF
Robert Goerke
Official Scorer



GAME NIGHT STAFF
Barry Hochhauser
Official Scorer




GAME NIGHT STAFF
Jonathan Kellner
Statistical Inputter



GAME NIGHT STAFF
Alex Kim
Computer Technician



GAME NIGHT STAFF
Paul Kim
Computer Technician



GAME NIGHT STAFF
Jordi Kushner
Statistical Inputter




GAME NIGHT STAFF
Augusto Matias
Computer Technician



GAME NIGHT STAFF
Tommy Matthews
Press Attendant




GAME NIGHT STAFF
Geoff Mazza
Statistical Inputter




GAME NIGHT STAFF
Ethan Medley
Statistical Inputter



GAME NIGHT STAFF
Rodger Murray
Clock Operator



GAME NIGHT STAFF
Joe Pinto
Press Attendant



GAME NIGHT STAFF
Marco Rodriguez
Computer Technician



GAME NIGHT STAFF
Victor Sparacchio
Official Scorer



The Garden of Dreams Foundation works closely with all areas of The Madison Square Garden Company, including the Knicks, Rangers, Liberty, MSG Media, MSG Entertainment and Fuse to make dreams come true for children facing obstacles.

Garden of Dreams extraordinary relationship with The Madison Square Garden Company allows it to do what no other charity in the world can do - use the magic and power of MSG's personalities and properties to create ongoing unforgettable programs that improve the lives of kids and their families.

Since its inception in 2006, Garden of Dreams has created thousands of once-in-a-lifetime experiences at MSG's venues that have brought joy and happiness to more than 235,000 children who are facing obstacles whether it's illness, homelessness, poverty, foster care issues, or tragedy.

For more information on the Garden of Dreams Foundation, please call 212-465-4170 or visit gardenofdreamsfoundation.org.



DEAR FRIENDS

It is with great pleasure that we share a summary of the Community Relations and Fan Development initiatives completed by the New York Knicks throughout the 2012-13 season. Without the support of you, the fans, none of these initiatives would have been possible. So thank you for your continued support and commitment to the Knicks and our efforts in the community!

NEW YORK KNICKS

MISSION STATEMENT

The Knicks organization is committed to building programs of excellence that give back to the community and enhance the game of basketball. In partnership with the Garden of Dreams Foundation, the Knicks continue to make dreams come true for children facing obstacles. Knicks players, coaches, alumni, dancers and staff actively play a role in our goal of giving back to the community.

DREAM NIGHTS

The Knicks and Garden of Dreams teamed up for “Dream Nights” where children and families were treated to unforgettable evenings at Madison Square Garden. The experiences began courtside on the team bench watching the Knicks exclusive pre-game warm-ups and also included an opportunity to meet current Knicks players and Alumni. Children and families were then given special VIP gift bags and escorted to catered suites to watch a Knicks game.



KNICKS BOWL 14

KNICKS POETRY SCHOLARS PROGRAM



Knicks players, special guests and fans bowled for a cause at Knicks Bowl 14, which took place at 300 New York at Chelsea Piers. The fun filled, celebrity studded event gave the team's loyal supporters the opportunity to bowl with their favorite athletes while raising money for the Garden of Dreams Foundation. Since 2000, the Knicks have raised more than \$2.3 million through their annual Knicks Bowl event!

The Knicks Poetry Slam Program, which was created in 2003, uses the popularity of hip-hop and poetry as a vehicle to motivate and inspire expression through written and spoken word. With the growth of the program, the Knicks and program partner Urban Word NYC have provided greater opportunities for high school students to use their poetic skills and talents to pursue higher education.

The Knicks Poetry Scholars Program enhances the lives of many students who are a part of the Urban Word NYC non-profit organization. Through various workshops and boot camp sessions, Urban Word provides guidance for the college application process. During the 2012-13 season, six special high school students were awarded full four-year scholarships: two to St. John's University, one to Adelphi University, Mercy College, Syracuse University and the University of Wisconsin. In order to apply for the full scholarship, each applicant had to complete an extensive application process which included applying to their university of choice, writing a captivating essay entitled "Reason I Write" as well as submitting their resume and portfolio of poems. More than 100 students applied, but only six were chosen.

On April 17th, the six winners were awarded and recognized on court at Madison Square Garden in front of a sold-out crowd. Each winner was accompanied by their university representative and members of Urban Word NYC.



SWEETWATER CLIFTON CITY SPIRIT AWARD



Each month during the 2012-13 regular season, the New York Knicks honored local heroes with the Sweetwater Clifton City Spirit Award. Named after Nat “Sweetwater” Clifton, the first African-American to play for the Knicks, the award recognizes those who have made a significant difference in the lives of others. Winners are honored on center court during a Knicks home game and receive a \$2,000 donation to a charity of their choice. A total of 12 individuals were honored this season including local heroes who risked their lives to save others during Superstorm Sandy. This year marked the 8th year that the Knicks have honored unsung heroes.

DAVE DEBUSSCHERE AWARD

On April 5th, 2013 the New York Knicks recognized Jennifer Quashie (age 18) of the High School for Law, Advocacy and Community Justice on the Upper West Side of Manhattan and Josh Taylor (age 18) of Poughkeepsie High School in Poughkeepsie, NY, as the recipients of the Dave DeBusschere Award for the 2012-13 season. Both students excelled in the classroom as well as on the basketball court, and exemplified the same heroic characteristics that Knicks Legend Dave DeBusschere carried throughout his life.



KNICKS SUMMER BASKETBALL CAMP

The summer of 2012 marked the 21st anniversary of the New York Knicks Summer Basketball Camp presented by Powerade and Under Armour. The summer of 2012 focused on improving campers' skills while emphasizing offense, defense, shooting and game fundamentals. It featured Knicks Players Jason Kidd, Iman Shumpert, Steve Novak; Knicks Legends such as Walt 'Clyde' Frazier, Larry Johnson, John Starks, Allan Houston, Herb Williams, Charles Smith, Greg Anthony; and Knicks Coaches Dave Hopla and Jim Todd. With locations in Westchester, New Jersey, Manhattan and the Hamptons on Long Island, the Knicks were able to deliver youth basketball to over 1,000 players in the tri-state area.



KNICKS BASKETBALL CLINICS

During the 2012-13 season, the Knicks conducted over 25 basketball clinics for fans to participate in and learn the concepts and fundamentals of Knicks basketball at borough playgrounds, local basketball courts, YMCA's and NYC Parks & Recreation Centers. The clinics focused on helping athletes improve their skills and develop their overall basketball game by teaching basic practice drills and emphasizing the fundamentals. The clinics incorporated a healthy lifestyle component to teach and expose children to the importance of eating healthy and taking care of your overall health.



PLAYERS



No.	Player	Position	Ht.	Wt.	Born	Prior to NBA/Home Country	Yrs.
45	Cole Aldrich	C	6-11	245	Oct. 31, 1988	Kansas/USA	3
7	Carmelo Anthony	F	6-8	240	May 29, 1984	Syracuse/USA	10
77	Andrea Bargnani	F/C	7-0	250	Oct. 26, 1985	Benetton Treviso/Italy	8
6	Tyson Chandler	C	7-1	245	Oct. 2, 1982	Dominguez HS (CA)/USA	12
50	Ike Diogu	F	6-8	255	Sep. 11, 1983	Arizona State/USA	7
14	Chris Douglas-Roberts	F	6-7	210	Jan. 8, 1987	Memphis/USA	4
2	Raymond Felton	G	6-1	205	Jun. 26, 1984	North Carolina/USA	8
5	Tim Hardaway Jr.	G	6-6	205	Mar. 16, 1992	Michigan/USA	R
25	C.J. Leslie	F	6-9	210	Jun. 25, 1991	North Carolina State	R
3	Kenyon Martin	F	6-9	225	Dec. 30, 1977	Cincinnati/USA	13
23	Toure' Murry	G	6-5	195	Nov. 8, 1989	Wichita State/USA	R
20	Josh Powell	F	6-9	240	Jan. 25, 1983	North State State/USA	6
9	Pablo Prigioni	G	6-3	185	May 17, 1977	Caja Laboral (Spain)/Argentina	1
21	Iman Shumpert	G	6-5	220	Jun. 26, 1990	Georgia Tech/USA	2
0	Chris Smith	G	6-2	200	Oct. 13, 1987	Louisville/USA	R
8	J.R. Smith	G	6-6	220	Sep. 9, 1985	St. Benedict's Prep (NJ)/USA	9
1	Amar'e Stoudemire	F	6-11	245	Nov. 16, 1982	Cypress Creek HS (FL)/USA	11
4	Jeremy Tyler	F	6-10	250	Jun. 21, 1991	San Diego HS (CA)/USA	2
18	Beno Udrih	G	6-3	210	July 5, 1982	Breil Milano/Slovenia	9
51	Metta World Peace	F	6-7	250	Nov. 13, 1979	St. John's/USA	15

CARMELO ANTHONY



Height: 6' 8"
 Weight: 240 lbs.
 Born: May 29, 1984
 Brooklyn, NY

Jersey Number: 7
 High School: Oak Hill Academy

College: Syracuse
 Years Pro: 10
 Position: Forward

NBA REGULAR SEASON RECORD

Season	Team	G	Min	FGM	FGA	Pct.	3P	3PA	Pct.	FTM	FTA	Pct.	Off	Def	Tot	Ast	Stl	TO	Blk	Pts	RPG	APG	PPG
03-04	DEN	82	2995	624	1465	.426	69	214	.322	408	525	.777	183	315	498	227	97	247	41	1725	6.1	2.8	21.0
04-05	DEN	75	2608	530	1230	.431	42	158	.266	456	573	.796	141	285	426	194	68	224	30	1558	5.7	2.6	20.8
05-06	DEN	80	2941	756	1572	.481	37	152	.243	573	709	.808	122	272	394	216	88	218	42	2122	4.9	2.7	26.5
06-07	DEN	65	2486	691	1453	.476	40	149	.268	459	568	.808	143	248	391	249	77	234	23	1881	6.0	3.8	28.9
07-08	DEN	77	2806	728	1481	.492	58	164	.354	464	590	.786	178	393	571	259	98	253	39	1978	7.4	3.4	25.7
08-09	DEN	66	2277	535	1207	.443	63	170	.371	371	468	.793	106	344	450	222	75	199	24	1504	6.8	3.4	22.8
09-10	DEN	69	2634	688	1502	.458	59	187	.316	508	612	.830	152	302	454	222	88	209	30	1943	6.6	3.2	28.2
10-11	DEN/NYK	77	2751	684	1503	.455	95	251	.378	507	605	.838	118	445	563	221	68	206	46	1970	7.3	2.9	25.6
11-12	NYK	55	1876	441	1025	.430	68	203	.335	295	367	.804	88	256	344	200	62	144	24	1245	6.3	3.6	22.6
12-13	NYK	67	2482	669	1489	.449	157	414	.379	425	512	.830	134	326	460	171	52	175	32	1920	6.9	2.6	28.7
Totals		713	25856	6346	13927	.456	688	2062	.334	4466	5529	.808	1365	3186	4551	2181	773	2109	331	17846	6.4	3.1	25.0

NBA PLAYOFFS RECORD

Season	Team	G	Min	FGM	FGA	Pct.	3P	3PA	Pct.	FTM	FTA	Pct.	Off	Def	Tot	Ast	Stl	TO	Blk	Pts	RPG	APG	PPG
03-04	DEN	4	143	21	64	.328	2	11	.182	16	20	.800	7	26	33	11	5	17	0	60	8.3	2.8	15.0
04-05	DEN	5	180	35	83	.422	0	1	.000	26	32	.813	14	13	27	10	3	13	1	96	5.4	2.0	19.2
05-06	DEN	5	193	33	99	.333	0	4	.000	39	52	.750	12	21	33	14	4	15	1	105	6.6	2.8	21.0
06-07	DEN	5	210	47	98	.480	9	18	.500	31	39	.795	18	25	43	6	5	19	0	134	8.6	1.2	26.8
07-08	DEN	4	146	32	88	.364	2	8	.250	24	29	.828	19	19	38	8	2	12	1	90	9.5	2.0	22.5
08-09	DEN	16	612	146	322	.453	24	66	.364	119	144	.826	26	67	93	65	28	37	10	435	5.8	4.1	27.2
09-10	DEN	6	254	64	138	.464	6	19	.316	50	57	.877	14	37	51	20	12	21	3	184	8.5	3.3	30.7
10-11	NYK	4	156	33	88	.375	9	26	.346	29	34	.853	13	28	41	19	5	13	3	104	10.3	4.8	26.0
11-12	NYK	5	204	52	124	.419	4	18	.222	31	41	.756	13	28	41	11	6	14	1	139	8.2	2.2	27.8
12-13	NYK	12	481	126	310	.406	17	57	.298	77	87	.885	11	68	79	19	13	31	2	346	6.6	1.6	28.8
Totals		66	2579	589	1414	.417	73	228	.320	442	535	.826	147	332	479	183	83	192	22	1693	7.3	2.8	25.7

NBA ALL-STAR RECORD

Season	Team	Min	FGM	FGA	Pct.	3P	3PA	Pct.	FTM	FTA	Pct.	Off	Def	Tot	Ast	Stl	TO	Blk	Pts
2007	DEN	25	10	15	.667	0	0	---	0	0	---	3	6	9	1	1	0	0	20
2008	DEN	22	8	17	.471	0	0	---	2	3	.667	5	2	7	1	0	2	0	18
2010	DEN	29	13	22	.591	1	4	.250	0	1	.000	4	6	10	2	0	2	0	27
2011	DEN	23	4	10	.400	0	1	.000	0	0	---	3	4	7	2	1	2	1	8
2012	NYK	30	7	15	.467	0	3	.000	5	7	.714	4	5	9	0	2	0	0	19
2013	NYK	31	8	14	.571	3	7	.429	7	9	.778	5	7	12	3	0	1	0	26
Totals		160	50	93	.538	4	15	.267	14	20	.700	24	30	54	9	4	7	1	118

CAREER HIGHS

Minutes	52 vs. PHO	Jan. 10, 2006	FTM	19	Done 3 times	Assists	11 at OCT	Feb. 4, 2009
FGM	19	Done 3 times	FTA	24 at ATL	Dec. 18, 2005	Steals	5	Done 6 times
FGA	35	Done 2 times	Off. Reb.	12 vs. HOU	Dec. 20, 2007	Turnovers	10 vs. CHI	Nov. 21, 2006
3-Point FGM	9 vs. ATL	Jan. 27, 2013	Def. Reb.	15 at PHO	Nov. 15, 2010	Blocked Shots	4	Done 2 times
3-Point FGA	13 at IND	Apr. 10, 2011	Tot. Reb.	22 at PHO	Nov. 15, 2010	Points	50	Done 3 times

As A Professional: NBA's reigning scoring champion brought his talents to the world's greatest basketball city in blockbuster, three-team megatrade on Feb. 22, 2011...Currently in 11th NBA season, third full campaign in New York following 7½ standout years in Denver...**Six-time NBA All-Star (2007, 2008, 2010, 2011, 2012 and 2013) and five-time All-Star starter...Six-time All-NBA selection (Second Team in 2010 and 2013, Third Team in 2006, 2007, 2009 and 2012)...All-Rookie First Team in 2004...Western Conference Player of the Month three times with Denver (March 2006, April 2007; Oct./Nov. 2009 with Denver); Eastern Conference Player of the Month twice with NYK (April 2012 and April 2013)...Western Conference Player of the Week 10 times, Eastern Conference Player of the Week six times (four times in 2012-13)...MVP of got milk? Rookie Challenge (2005)...Led NBA with 28.7 ppg in 2012-13, joining Hall of Famer Bernard King (32.9 in 1984-85) as the only Knicks in franchise history to lead NBA in scoring...Has ranked among NBA Top 20 in scoring in each of his 10 pro seasons, finishing in the Top 10 in each of the last eight campaigns...Owns 29 career 40-plus scoring games and three 50-plus games...Career scoring average of 25.0 points over 713 games (all starts), and has averaged 20-plus points in each of his 10 NBA seasons...Career .808 free throw shooter, has shot .800-plus from the line in six of the last eight seasons...Is 688-2,062 (.334) career from Downtown and owns one career four-point play (for Denver at L.A. Clippers, Nov. 21, 2007)...Tied Knicks single-game mark with nine 3PT FGM on Jan. 27, 2013 vs. Hawks...Owns two career triple-doubles (for Denver on Feb. 5, 2007 vs. Suns; 31 pts, 10 reb, 10 ast; for Knicks on Apr. 17, 2012 vs. Boston, 35 pts, 12 reb, 10 ast)...Has recorded five career 10-plus assist games and one 20-plus rebound game (career-high 22 for Denver at Phoenix, Nov. 15, 2010)...Shares NBA record for most points scored in a quarter (33 on Dec. 10, 2008 vs. Wolves) with Spurs' George Gervin (Apr. 9, 1978 vs. Jazz)...Has started every NBA game in which he's played (713 regular season, 66 Playoffs)...Has led his team to the NBA Playoffs in each of his 10 pro**



-Dave Saffran, MSG Photos

seasons, with 25.7 ppg in 66 career games (all starts)...Owns four career 40-plus post-season games (two with Knicks), joining Bernard King (7) and Patrick Ewing (2) as only Knicks ever to record multiple 40-plus Playoff games...Three-time U.S. Olympian and two-time Olympic gold medalist (at Beijing in 2008, London in 2012)...**Drafted by Denver in first round (third overall behind LeBron James and Darko Milicic) of 2003 NBA Draft, following freshman season at Syracuse; joined Knicks in Feb. 22, 2011 three-way megatrade with Denver and Minnesota...**Quoting Head Coach Mike Woodson at the end of the 2012-13 season: "He's been beautiful to watch all season because he's trying to do it on both ends of the floor. I've always said your best players have got to make guys around them better, and I think everybody's benefitted from Carmelo's play on this team."

40-plus And 50-plus Games: Carmelo owns 29 career 40-plus scoring games; 19 with the Nuggets and 10 with the Knicks...His 10 40-plus efforts as a Knick are the fourth-highest mark in franchise history, trailing the Hall of Fame trio of Patrick Ewing (30), Bernard King (23) and Richie Guerin (13)...As a Knick, Carmelo recorded two 40-plus games in 2011-12 and eight in 2012-13 (five shy of King's single-season club mark of 13 40-plus efforts in 1984-85)...**Has also authored three, 50-point games, two with Denver and one with the Knicks...**Scored 50 points for Nuggets vs. Knicks on Nov. 27, 2009 and vs. Rockets on Feb. 7, 2011; and for Knicks vs. Heat on Apr. 2, 2013.

Among The All Timers/Actives: Carmelo comes into the 2013-14 season as the 65th leading scorer in NBA history with 17,846 career points...Just ahead of him on the all-time list are Chris Mullin (64th with 17,911), Lou Hudson (63rd with 17,940), Calvin Murphy (62nd with 17,949) and World B. Free (61st with 17,955)...Career scoring average (25.0) ranks 12th on the all-time NBA list coming into 2013-14 (minimum 2,000 FGM) and **fourth** among active players (behind LeBron James' 27.6, Kevin Durant's 26.6 and Kobe Bryant's 25.5)...Ranks 11th among active players in total points (17,846)...On Nuggets' all-time franchise lists, Carmelo is third all-time in points (13,970, trailing only Alex English's 21,645 and Dan Issel's 16,589), third in minutes (20,521), sixth in games played (564) and sixth in 3PT FG (410).

Hey Now, You're An All-Star: A six-time NBA All-Star (2007, 2008, 2010, 2011, 2012, 2013) and five-time All-Star starter...Has averaged 19.7 points in his six All-Star games, with three 20-plus efforts...Earned sixth career NBA All-Star berth (fifth career start) in 2013 NBA All-Star Balloting presented by Sprint...Scored team-high 26 points with game-high 12 rebounds for East in loss to West in All-Star classic at Houston, Feb. 17...His 12 rebounds were the most for a Knick in an All-Star Game since Willis Reed (13) in 1971 Game at San Diego...In fan balloting, earned 1,460,950 votes worldwide, second among East frontcourt players to Miami's LeBron James (1,583,646)...With Tyson Chandler (7 pts, 8 reb), became first pair of Knicks All-Star teammates since 2001 at Washington (Allan Houston, Latrell Sprewell).

Captain Clutch: One of the game's top clutch performers; has made 17 game-winning shots in the final :10 (16 regular season, one Playoffs)...Has recorded three such shots for Knicks, two in 2010-11 (Mar. 9, 2011 at Memphis; 19-foot jumper with :00.5 left, 110-108; Apr. 10, 2011 at Indiana; 19-foot jumper with :04.9 left, 110-109) and one in 2011-12 (Apr. 8, 2012 vs. Chicago; 3PT FG with :08.2 left in OT, 100-99, capping 43-point game)...Did not record such a shot during 2012-13 season...In the Playoffs, nailed game-winning 3PT FG with :01.0 left to give Nuggets 106-105 win in Game Three of West Semis vs. Dallas, May 9, 2009.

2012-13 (Knicks): NBA scoring champion...NBA All-Star...All-NBA Second Team...Authored a magnificent season in third campaign in NY...**Led the NBA in scoring with 28.7 ppg, joining newly-minted Hall of Famer Bernard King (32.9 in 1984-85) as the only Knicks in franchise history to pace League in scoring...**Added 6.9 rpg and 2.6 apg with .449 shooting (.669-1,489) over 37.0 mpg (14th in NBA) over 67 games (all starts)...Went 157-414 (.379) from Downtown (first career 100-plus home run season); 425-512 FTA (.830) from the line...**Recorded the third-best single-season scoring average in Knicks franchise history with 28.7, topped only by King's League-leading 32.9 in 1984-85 and Hall of Famer Richie Guerin's 29.5 in 1961-62...**Season Highs: **Points: 50*** (Apr. 2 at Miami); **Assists: 8** (Feb. 27 vs. Golden State); **Rebounds: 19** (Apr. 11 at Chicago)...Led Knicks in scoring 54 times, rebounds 20 times, assists six times...**Recorded 31 30-plus scoring games and eight 40-plus efforts...**Double-figure points in 63 of his 67 games...Scored 20-plus points in a half 30 times, 20-plus points in a quarter twice...Had 10 points-reb double-doubles...Played in 700th career NBA game on Mar. 22 at Toronto...Scored 16,000th career point on Nov. 5 at Philadelphia, 17,000th career point on Feb. 2 vs. Sacramento...**Honors: 2013 NBA All-Star...Named to 2012-13 All-NBA Second Team** (sixth career All-NBA designation)...**Named KIA NBA Eastern Conference Player of the Month for April** (36.9 ppg with three 40-plus games, Knicks 8-2); fifth career POTM award (second straight in April, as he was also named East POTM for April 2012)...**Eastern Conference Player of the Week four times (first Knick ever):** periods ending Dec. 2, Jan. 6, Apr. 7 and Apr. 14...Finished third in balloting for 2012-13 KIA NBA Most Valuable Player with 475 points, behind Heat's LeBron James (1,207) and Thunder's Kevin Durant (765). Garnered the only first place vote that did not go to James (120)...**Downtown: Went 157-414 (.379) from three-point range, first career 100-plus home run season...**On Jan. 27, 2013, tied Knicks single-game mark with career-high nine (of 12) three-point FGM en route to 42 points in win over Atlanta. Tied Knicks mark of nine 3PT FGM shared with Latrell Sprewell (twice), Toney Douglas and John Starks. Collected nine three-pointers through the first three quarters, then driving layup+FTM (Josh Smith foul) with just :12.5 left gave Knicks final 106-104 margin of victory...**Life Begins At 40: Authored eight 40-plus scoring games, five shy of single-season club record of 13 by Bernard King in 1984-85...**Scored 40-plus points in three straight games, Apr. 2-5, tying King's franchise record set in 1984-85 (Nov. 21-24, 1984)...The three straight 40s: **On Apr. 2, rang up a career-high-tying 50 points (18-26 FGA, 7-10 from Downtown) in win over Miami.** Recorded Knicks' highest scoring game since Jamal Crawford vs. Heat, Jan. 26 2007 (52), and 15th individual 50-plus effort in franchise history...On Apr. 3, scored game-high 40 points in win at Atlanta...On Apr. 5, tied King's club record with third straight 40-plus game, pouring in game-high 41 in win over Bucks...**30-Plus In Seven Straight:** Had 30-plus points in seven straight games, Apr. 2-12, scoring 38.6 ppg during the streak and falling two shy of Amar'e Stoudemire's club record of nine straight 30-plus games, Nov. 28-Dec. 15, 2010...**20-Plus In 31 Straight:** Scored 20-plus points in a franchise record 31 straight games in a single season, Nov. 16-Feb. 1, averaging 30.0 points

(930) during the run and smashing the prior team mark of 29 straight 20-plus games by Hall of Famer Richie Guerin in 1961-62...**Time Away:** Missed 12 games due to injury over the course of the season...Suffered lacerated left middle finger at Charlotte, Dec. 5, and missed next two games...Suffered sprained left ankle in win over Lakers, Dec. 13, and missed next two games...Suffered hyperextended left knee in Christmas Day loss at Lakers, and missed next two games...Suffered sore right knee in comeback win at Cleveland, Mar. 4, and missed next three games...Had a soft tissue fluid collection of his posterior right knee aspired in New York, Mar. 14, and missed next three games...Suspended for one game by NBA for confronting Boston's Kevin Garnett following Jan. 7 game at MSG (served suspension on Jan. 10 at Indiana)...Did not play (non-injury related) in regular season's last two games...**Additional Key Games:** Logged season-high 50 minutes in OT loss at Brooklyn, Nov. 26 (35 points)...Game-high 45 points in comeback win at Brooklyn, Dec. 11...**Ejected (two techs) in loss to Bulls, Dec. 21...**After missing two games (knee), returned with a vengeance with game-high 45 points vs. Blazers, Jan. 1...Team-high 35 points with season-high eight assists to help offset Stephen Curry's 54 points in win over Warriors, Feb. 27...**Returned to Denver for first time since February 2011 megatrade,** scoring nine points in 22 minutes in loss to Nuggets, Mar. 13. Left game in third quarter (right knee; missed next three games)...Scored 32 points in win over Bobcats, Mar. 29, combining with Smith (37) for Knicks' first 30-30 scoring pair since Mar. 30, 2011 vs. New Jersey (Anthony 39, Billups 33)...Hauled in a season-high 19 rebounds (three shy of career high) with 36 points in OT loss at Chicago that snapped 13-game winning streak, Apr. 11.

In The Playoffs: Averaged 28.8 points for the 2013 Playoffs, finishing second to Thunder's Kevin Durant (30.8 ppg) on final 2013 NBA Playoff leader board...His 28.8 ppg (12 games) marked third-highest scoring average in Knicks team history for a Playoff season, topped only Bernard King's 34.8 in 1984 (12 games) and Patrick Ewing's 29.4 in 1990 (10 games)...Started all 12 NYK post-season games...Notched second-highest Playoff scoring average of career (30.7 for Denver in 2010)...**Led Knicks in scoring in each of the 12 post-season games...**Had five 30-plus scoring games and one double-double...Scored series-high 29.2 ppg in first round win over Boston...**His 175 points were a Knicks Playoff record for a six-game series, breaking Patrick Ewing's mark of 155 in 1993 East Finals vs. Chicago...**Also established Knicks six-game series marks for FGM (61, later broken in Indiana series), FGA (160), FTM (44) and FTA (49)...Series high 36 points twice (Games One and Four)...En route to 36 points in Game Four (Apr. 28 at Boston), went 10-35 FGA and 16-20 FTA; 35 FGA tied Bernard King's single-game club Playoff record (1984 vs. Detroit), and 20 FTA set a new club single-game Playoff mark (19 by Latrell Sprewell in 1999 vs. Atlanta)...Had 21 points in Game Six series finale at Boston (May 3), including game- and series-clinching three-point bomb with 1:43 left that put NY up by nine (84-75)...Series-high 28.5 ppg in East Semis vs. Pacers...**His 65 FGM established a Knicks Playoff mark for a six-game series (had tied mark with 61 in the Boston series)...**Scored Playoff high 39 points (15-29 FGA) in Game Six series finale.

Year-By-Year: 2003-04 (Nuggets): All-Rookie First Team...Finished second in got milk? Rookie of the Year voting to Cavs' LeBron James...Unanimous NBA All-Rookie First Team selection...Became first NBA rookie to lead a playoff team in scoring since Spurs' David Robinson in 1989-90...Led NBA rookies and was 12th overall in scoring (21.0)...Set Nuggets rookie records for points (1,725), scoring average (21.0), FGM (624), FGA (1,465), FTM (408), FTA (525) and minutes played (2,995)...Named got milk? Western Conference Rookie of the Month six consecutive months (November thru April), also earned two NBA Player of the Week honors...Competed in got milk? Rookie Challenge at All-Star Weekend...Scored Nuggets rookie record 41 points vs. Seattle, Mar. 30, becoming second-youngest player (19 years, 305 days) to score 40 points in a game in NBA history.

2004-05 (Nuggets): Finished 19th in NBA in scoring (20.8)...MVP of got milk? Rookie Challenge at All-Star Weekend (31 points)...Missed six early-season games due to sprained ankles.

2005-06 (Nuggets): All-NBA Third Team...Eighth in NBA with 26.5 ppg...Western Conference Player of the Month for March...Made five game-winning shots in the last five seconds (Jan. 8 at Houston, Jan. 10 vs. Phoenix, Feb. 24 at Minnesota, Mar. 15 at Indiana, Apr. 6 vs. Lakers).

2006-07 (Nuggets): NBA All-Star...All-NBA Third Team...Scored a career-high 28.9 ppg in 65 games (all starts)...**Second in the NBA in scoring to Lakers' Kobe Bryant (31.6)...**Western Conference Player of the Month for April (28.5 ppg)...Scored 20 points in first NBA All-Star Game appearance, Feb. 18 at Las Vegas...Tied Alex English's team record of six-consecutive 30-plus games twice (Nov. 8-18 and Nov. 22-Dec. 2)...**Recorded first career triple-double on Feb. 5, 2007 vs. Suns (31 pts, 10 reb, 10 ast)...**Not with team Mar. 7 at Golden State due to birth of first child...Served 15-game NBA suspension (Dec. 18-Jan. 20) in wake of melee vs. Knicks at MSG, Dec. 16, 2006...Scored 26.8 ppg in five Playoff games vs. Spurs.

2007-08 (Nuggets): NBA All-Star...Fourth in NBA in scoring (25.7), adding career-high 7.4 rpg...Joined Alex English as only players in Nuggets NBA history to average at least 25.0 ppg for three-consecutive seasons...Started NBA All-Star Game at New Orleans (18 points)...Missed five games in Jan (left ankle sprain)...Averaged 22.5 in four Playoff games vs. Lakers.

2008-09 (Nuggets): All-NBA Third Team...Averaged 22.8 points (seventh in NBA) in 66 games (all starts) in injury-shortened season...Dished off a career-high 11 assists at Oklahoma City, Feb. 4...Scored 10,000th career point at Oklahoma City, Feb. 4; third-youngest player in NBA history to reach mark (LeBron James, Kobe Bryant)...**Scored season-high 45 points vs. Wolves, Dec. 10. Scored 33 points in the third quarter to tie NBA mark (Spurs' George Gervin had 33 in second quarter at New Orleans, Apr. 9, 1978)...**Missed two games in October and one in March due to team suspension...Missed three games in December due to right elbow contusion, missed 10 games in January with non-displaced third metacarpal fracture, right hand...Scored 27.2 ppg in 16 post-season games as Nuggets drove to West Finals.

2009-10 (Nuggets): NBA All-Star...All-NBA Second Team...Third in NBA with 28.2 ppg in 69 games (all starts)...Had 31

30-plus scoring games, seven 40-plus games and one 50-plus game...Made third career NBA All-Star appearance (second start) on Feb. 14 in Dallas, scoring team-high 27 points for West...Western Conference Player of the Month for Oct./Nov.; West Player of the Week twice...Scored 20-plus points in each of first 20 games, a club record...**Scored a career-high 50 points (17-28 FGA, 1-4 from Downtown, 15-16 FTA) vs. Knicks, Nov. 27**...Missed five straight games (Jan. 2-9) with right knee contusion; missed eight-straight games (Jan. 25-Feb. 6) with left ankle sprain...Had 30.7 ppg in six Playoff games.

2010-11 (Nuggets-Knicks): NBA All-Star...Led Knicks to NBA Playoff berth following acquisition in mid-season...Combined with Nuggets and Knicks, averaged 25.6 points (third in NBA) in 77 games (all starts)...Appeared in 50 games for Nuggets, 27 for Knicks...Had career-high .838 FT pct...**Third in NBA in scoring (25.6), trailing only Oklahoma City's Kevin Durant (27.7) and Miami's LeBron James (26.7)**...Recorded 24 30-plus scoring games (17 with Nuggets, seven with Knicks)...With Nuggets, added two 40-plus scoring games (including career-high-tying 50 points on Feb. 7 vs. Rockets)...**With New York, averaged 26.3 points in 27 games (all starts)**...Scored 30-plus points seven times with New York (Knicks high 39 points, twice)...According to the Elias Sports Bureau, became third player in NBA history to score at least 25 points in each of his first four games with a team, joining Wilt Chamberlain with 1959-60 Warriors (10 straight games) and Dominique Wilkins with 1993-94 Clippers (four)...Did not miss a game due to injury as a Knick (listed as Inactive in regular season finale, Apr. 13 at Boston)...On Feb. 20 - two days before trade to NY - played in NBA All-Star Game at Los Angeles (8 pts, 7 reb)...Named NBA Eastern Conference Player of the Week twice, in back-to-back weeks in April, becoming first Knick ever to win POTW honors in successive weeks...Prior to trade to NY, had 25.2 ppg in 50 games (all starts) for Nuggets...**Scored a career-high-tying 50 points (16-24 FGA, 2-3 from Downtown, 16-18 FTA) vs. Rockets on Feb. 7**...**Hauled in career-high 22 rebounds at Phoenix, Nov. 15**...Missed seven games in December; two due to patella tendinitis, right knee, five due to personal reasons...In his final game as a Nugget, scored game-high 38 points in win at Milwaukee, Feb. 16...Led all scorers with 26.0 ppg in first-round Playoff loss to Boston, tying all-time Knicks Playoff mark for FGA in a four-game series (88, also by Willis Reed vs. Baltimore in 1969)...Tied career Playoff high with 42 points, adding Playoff career-high 17 rebounds in Game Two loss (Apr. 19).

2011-12 (Knicks): NBA All-Star...All-NBA Third Team...In first full Knicks season, averaged 22.6 points (sixth in NBA) and 6.3 rebounds over 55 games (all starts)...Led Knicks in scoring 31 times, rebounds eight times, assists 13 times...Had team-high 14 30-plus scoring games, two 40-plus efforts and eight double-doubles...**Recorded his second career triple-double (first with NYK) on Apr. 17 vs. Celtics (35 pts, 12 rebs, 10 ast)**...Scored 20-plus points in a quarter twice and 20-plus points in a half 13 times...Scored 19 points with nine rebounds as starter for East at NBA All-Star 2012 at Orlando...**Named KIA Eastern Conference Player of the Month for April** (29.8 ppg with two 40-plus games; Knicks 9-4); first Knick to be named POTM since Patrick Ewing (January 1995)...**Recorded two 40-plus scoring games, his first as a Knick:** On Apr. 8, poured in a season-high 43 points in ABC Easter Sunday OT win over Bulls. Forced OT with three-point bomb with :11.2 left in fourth quarter (91-91), then capped memorable afternoon with game-winning three-ball with :08.2 left in OT (100-99), **his 17th career game-winning shot in the final 10 seconds**...On Apr. 15, scored game-high 42 points in ABC loss to Heat (only Knick starter in double-figure points)...Missed 10 games due to injury, all in season's first half. Missed one game with sprained right ankle, two with sprained right ankle/sprained left wrist/sprained right thumb, and seven (Feb. 8-19) with strained right groin...Did not dress (CD) in season finale at Charlotte, Apr. 26...Spearheaded season-opening Christmas Day win over Celtics with game-high 37 points...Ejected (two techs) in loss to Bucks, Jan. 20 (35 points)...Held to just one point (0-7 FGA, 1-1 FTA), but added 11 rebounds in 33-point rout of Bobcats, Jan. 24...Game-highs 28 points and season-high 12 rebounds in win over Bucks, Mar. 26...Averaged team-high 27.8 points in the five first-round Playoff games (all starts) vs. Heat...Spearheaded Game Four win with game-high 41 points, recording 14th 40-plus scoring game in Knicks Playoff history.

U-S-A: Three-time U.S. Olympian and two-time gold-medalist was key factor in gold-medal win at 2012 London Games...Member of gold medal-winning U.S. Olympic teams in 2008 and 2012; member of bronze medal-winning U.S. squad in 2004...Averaged 16.3 points (second on squad to Kevin Durant's 19.5), 4.8 rebounds and .535 shooting (46-86) over 17.8 minutes in eight games (all off the bench) for gold medal-winning U.S. squad at '12 London Games...Seventh on 2012 Olympic leader board in scoring (16.3), second in 3PT FGM (23-46, 500)...Scored 37 points (13-16 FGA) - a single-game U.S. Olympic record - in just 14 bench minutes in win over Nigeria, Aug. 2, 2012. Went 10-12 from Downtown and set another U.S. Olympic mark with 10 3PT FGM...Scored eight points (3-9 FGA) in gold medal win over Spain, Aug. 12...Joined Knicks teammate Tyson Chandler as 2012 Olympic gold medalists...Averaged 11.5 points for gold medal U.S. squad at 2008 Beijing Olympics...Averaged team-high 21.2 points as U.S. won gold medal at 2007 FIBA Americas tournament, with U.S. Olympic qualifying scoring records for scoring average and total points (191)...Team-high 19.9 ppg in 2006 FIBA World Championship of Basketball; named to All-Tournament Team...Named 2006 USA Basketball Male Athlete of the Year.

As A Collegian: In his only season at Syracuse, named Second Team All-America by The Associated Press as a freshman in **2002-03**, leading Orangemen to 30-5 record and school's first NCAA Championship...Named Most Outstanding Player of the 2003 Final Four and East Regional...Consensus national Freshman of the Year...Big East Conference Freshman of the Year and All-Big East First Team selection...Averaged 22.2 points (16th in nation) and 10.0 rebounds (19th)...In national championship game victory over Kansas, scored 20 points, adding 10 rebounds and seven assists...Scored season-high 33 points In Final Four win over Texas...His No. 15 college jersey was retired by Syracuse University on Feb. 23, 2013.

Community Corner: Established the Carmelo Anthony Foundation (CAF) in 2005...Member of NBA FIT Team...In conjunction with the Carmelo Anthony Foundation, Feed the Children and Metro Ministries, delivered 500 boxes filled with food and cleaning supplies to a housing project in the Red Hook section of Brooklyn to families in need during the wake of Hurricane Sandy, Nov. 8, 2012...Joined Lakers superstar Kobe Bryant and a galaxy of Knicks legends past and present - Walt Frazier, Larry Johnson, Allan Houston, Earl Monroe, John Starks, Baron Davis, Tyson Chandler, Raymond Felton, Jason Kidd and

Amar'e Stoudemire - in attending landmark "12-12-12" concert presented by Chase for the benefit of the Robin Hood Relief Fund and victims of Hurricane Sandy, Dec. 12, 2012...Joined the rest of his teammates along with the Knicks coaching staff, alumni and a galaxy of A-list celebrities at the 14th annual Knicks Bowl presented by Unilever at Chelsea Piers, Feb. 11, 2013, the gala, star-studded event that has raised over \$2.2 million for the Garden of Dreams Foundation...Joined teammates to host a clinic for 100 children to celebrate NBA FIT Live Healthy Week in conjunction with Garden of Dreams Foundation, Jan. 30, 2012 at MSG Training Center...Joined Knicks legends Walt Frazier, John Starks and Earl Monroe and teammates at Knicks' Home for the Holidays Youth Clinic presented by Chase at Trinity High School in Manhattan on Dec. 20, 2011 through Garden of Dreams Foundation...Appeared with Amar'e Stoudemire on PBS "Sesame Street" episode in fall 2011...Attended gala celebration for *Time's* 100 Most Influential People in April 2011...Dropped in at Garden to check out the progress of arena transformation, Jun. 30, 2011, chatting with construction workers and signing autographs...Released a children's book in 2004 entitled "It's Just the Beginning".

Off The Court: In April 2013, claimed the number one spot on the NBA's top-selling jerseys list (based on sales at the NBA Store on Fifth Avenue and online at NBAStore.com), rising from the No. 4 position to overtake Heat's LeBron James...Co-starred with fellow All-Star Dwight Howard and Bulls legend Scottie Pippen in blockbuster 3-D sci-fi basketball thriller "Amazing", which premiered at Shanghai International Film Festival in June 2013...Noted arts patron was honored guest of Tommy Hilfiger and Swizz Beatz at Gordon Parks Foundation Awards Dinner on Jun. 4, 2013 at the Plaza Hotel, where he purchased a rare Parks print of Muhammad Ali. Carmelo on art: "I am big into the art world. I am still learning, I've bought a lot of different artists. As far as collecting just one, I am trying to take my time and get some art I feel genuine towards"...Co-hosted President Barack Obama at presidential fund-raising shootaround at Chelsea Piers, Aug. 23, 2012, with Hall of Famers Patrick Ewing and Michael Jordan...Attended President Obama's fundraiser at the Waldorf-Astoria in April 2011; met with President Obama at presidential tax event, Sep. 19, 2011, at the home of Ralph Schlosstein and Jane Hartley...Serves as executive VP of innovation for PowerCoco, the next generation's sports drink (named to position in spring 2012)...Immortalized with unveiling of wax statue at fabled Madame Tussouds New York, Jun. 26, 2012...Along with teammate Amar'e Stoudemire, was among star-studded gathering invited to Steve Tisch's and Harvey and Bob Weinstein's gala NY Giants pre-Super Bowl pep rally at Michael's, Feb. 1, 2012...Celebrated launch of his new Jordan Melo M8 athletic shoe with gala, star-studded event at Hudson River Park at Pier 54, Oct. 20, 2011...Celebrated landmark partnership with Power Grip with gala event at Modell's in Times Square, Oct. 14, 2011...Co-stars on wife LaLa Vasquez's hit reality TV show, "LaLa's Full Court Life", which debuted on VH1 in 2011...Wife LaLa joined cast of off-Broadway smash *Love, Loss and What I Wore* in October 2012...Honored at fabled Carnegie Deli with his own sandwich, "The Melo" (pastrami, corned beef, salami, bacon, lettuce, tomato and Russian dressing on rye bread)...Appeared in cameo roles on hit TV series "Law and Order: SVU" on Sep. 28, 2011 and "Nurse Jackie" on Apr. 15, 2012...With his wife LaLa, is co-founder of Krossover Entertainment, a music and movie company that produced a highly acclaimed documentary on boxer Mike Tyson in 2009...Featured during 2010-11 season on two huge downtown billboards: for Boost Mobile at 33rd Street and Ninth Ave., and for Brand Jordan at 34th Street and Seventh Avenue...Celebrated NY arrival at Knicks' official "Welcome to New York" party gala at Abe and Arthur's, Mar. 22, 2011...Guest-starred on NBC's "Saturday Night Live", Apr. 2, 2011...Appeared on The Late Show with David Letterman, Apr. 18, 2011 to celebrate Knicks' run to 2011 Playoffs.

Personal: Carmelo Kyam Anthony...Son of Mary Anthony...Married singer LaLa Vazquez in New York on Jul. 10, 2010. The couple has a son, Kiyan (6)...Upon joining Knicks, chose the No. 7 because his son's birthday is Mar. 7; also because his high school number (22) minus his number at Denver at Syracuse (15) is seven...Fan of the Baltimore Ravens, Baltimore Orioles and Texas Longhorns football...At Oak Hill Academy, was named First Team All-America by USA Today and Parade Magazine and was named to McDonald's All-American Team...Featured on the cover of EA Sports' NBA Live 2005 and NCAA March Madness 2004 basketball video games...Annually releases a top-selling signature sneaker with Brand Jordan.

ANDREA BARGNANI

Height: 7'0"
Weight: 250 lbs.
Born: Oct. 26, 1985
Rome, Italy

Jersey Number: 77
Years Pro: 8
Position:
Forward Center



NBA REGULAR SEASON RECORD

Season	Team	G	Min	FGM	FGA	Pct.	3P	3PA	Pct.	FTM	FTA	Pct.	Off	Def	Tot	Ast	Stl	TO	Blk	Pts	RPG	APG	PPG
06-07	TOR	65	1629	267	625	.427	100	268	.373	117	142	.824	52	203	255	50	32	107	53	751	3.9	0.8	11.6
07-08	TOR	78	1861	280	725	.386	90	261	.345	142	169	.840	50	238	288	89	23	88	37	792	3.7	1.1	10.2
08-09	TOR	78	2453	431	958	.450	119	291	.409	221	266	.831	70	346	416	94	34	135	97	1202	5.3	1.2	15.4
09-10	TOR	80	2799	537	1143	.470	121	325	.372	181	234	.774	105	388	493	93	25	120	111	1376	6.2	1.2	17.2
10-11	TOR	66	2353	525	1173	.448	77	223	.345	287	350	.820	74	269	343	119	34	152	46	1414	5.2	1.8	21.4
11-12	TOR	31	1032	209	484	.432	34	115	.296	151	173	.873	24	148	172	61	18	69	15	603	5.5	2.0	19.5
12-13	TOR	35	1003	170	426	.399	38	123	.309	65	77	.844	26	102	128	38	21	54	23	443	3.7	1.1	12.7
Totals		433	13130	2419	5534	.437	579	1606	.361	1164	1411	.825	401	1694	2095	544	187	725	382	6581	4.8	1.3	15.2

NBA PLAYOFFS RECORD

Season	Team	G	Min	FGM	FGA	Pct.	3P	3PA	Pct.	FTM	FTA	Pct.	Off	Def	Tot	Ast	Stl	TO	Blk	Pts	RPG	APG	PPG
06-07	TOR	6	181	22	46	.478	7	17	.412	15	19	.789	3	21	24	6	5	3	7	66	4.0	1.0	11.0
07-08	TOR	5	104	13	39	.333	4	16	.250	2	2	1.000	1	6	7	2	4	3	2	32	1.4	0.4	6.4
Totals		11	285	35	85	.412	11	33	.333	17	21	.810	4	27	31	8	9	6	9	98	2.8	0.7	8.9

CAREER HIGHS

Minutes	52 at NJN	Mar. 5, 2011	FTM	15 vs. WAS	Mar. 18, 2011	Assists	7 at BOS	Jan. 23, 2008
FGM	16 at NYK	Dec. 8, 2010	FTA	18 vs. WAS	Mar. 18, 2011	Steals	4	Done 2 times
FGA	28 at NJN	Mar. 5, 2011	Off. Reb.	6 vs. DET	Jan. 14, 2011	Turnovers	7 at CHB	Mar. 17, 2012
3-Point FGM	5	Done 11 times	Def. Reb.	13 at IND	Jan. 11, 2010	Blocked Shots	6	Done 2 times
3-Point FGA	10	Done 3 times	Tot. Reb.	17 at IND	Jan. 11, 2010	Points	41 vs. TOR	Dec. 8, 2010

As A Professional: Following seven seasons in Toronto, veteran long-range threat and 2006 overall No. 1 draft pick arrives in the Big Apple for his eighth NBA campaign...Comes to Knicks with career averages of 15.2 points, 4.8 rebounds and .437 overall shooting over 30.3 minutes in 433 career games (316 starts)...**Is 579-1,606 (.361) career from Downtown and has connected for 100-plus 3PT FG three times...**Career .825 FT shooter (1,164-1,411)...Has averaged double-figure points in each of his seven NBA seasons with a career-high 21.4 ppg (15th in NBA) for Raptors in 2010-11...**Named to 2006-07 All-NBA Rookie First Team...**Eastern Conference Rookie of the Month twice in 2006-07 (Jan, Feb)...Appeared in Rookie-Sophomore Game at NBA All-Star Weekend in both 2007 (Las Vegas) and 2008 (New Orleans)...Third on all-time Raptors career list with 6,581 points, trailing only Chris Bosh (10,275) and Vince Carter (9,420)...Second on Raps' career list with 570 3PT FGM (Morris Peterson 801); fourth in games played (433), fourth in blocks (382), third in FTM (1,164) and fourth in FTA (1,411)...**Owens 18 career 30-plus scoring games with one 40-plus effort (career-high 41 points vs. Knicks at MSG, Dec. 8, 2010)...**Has appeared in 11 career Playoff games (eight starts) with 8.9 ppg...Played three seasons for Benetton Treviso in the Italian League (2003-04 through 2005-06)...**Selected by Toronto with first overall pick in 2006 NBA Draft...**First European to be selected with No. 1 pick in NBA Draft; joined Andrew Bogut (Australia, Milwaukee, 2006) and Yao Ming (China, Houston, 2002) as the only international players to be first overall draft selections.

2012-13 (Raptors): In injury-shortened seventh and final season in Toronto, averaged 12.7 points and 3.7 rebounds with .399 shooting (170-426) over 28.7 minutes in 35 games (25 starts)...Went 38-123 (.309) from Dntown, 65-77 FTA (.844)...**Season Highs: Points: 34 (Nov. 23 at Detroit), Assists: 4 (Nov. 23 at Detroit); Rebounds: 9 (Nov. 7 at Dallas)...**Led Raptors in scoring eight times and had nine 20-plus scoring games...Averaged 15.4 points and 4.5 rebounds in his 25 starts...Scored a season-high 34 points on Nov. 23 at Detroit (17 points in first quarter); tied a career-high with five three-pointers at Golden State, Mar. 4...Endured second straight injury-shortened season: Missed a total of 46 games due to injury/illness: 26 with torn right elbow ligament/strained right wrist (Dec. 12-Feb. 3), one with flu-like symptoms (Feb. 10) and the season's final 19 games with avulsion sprain, right elbow (Mar. 10-Apr. 17).

Career Highlights: 2006-07: Named to NBA All-Rookie First Team and finished second in Rookie of the Year voting (won by Portland's Brandon Roy)...T-Mobile Eastern Conference Rookie of the Month for January and February...Ranked third among rookies in scoring (11.6)...Underwent successful emergency appendectomy on Mar. 21, missing 14 games...Started for Rookie team in T-Mobile Rookie-Sophomore Challenge at Las Vegas (12 pts, 23 mins)...Season-high 23 points on Dec. 23 at Orlando...Averaged 11.0 points over 30.2 minutes in six games (three starts) in first-round Playoff loss to Nets...**2007-08:** Started for Sophomore team in T-Mobile Rookie-Sophomore game at New Orleans (8 pts, 17 mins)...Dished out a career-high seven assists on Jan. 23, 2008 at Boston...Missed four games with hyperextended left knee (Dec. 3-9)...Averaged 6.4 points in 20.8 minutes in five games (all starts) in first round Playoff loss to Magic...**2008-09:** Notched 15.4 points in 78 games (59 starts)...Had 23 20-plus scoring games...Missed three of season's final five games with sore left heel...Moved into the starting lineup on Dec. 31 and started all 45 of his remaining games...**2009-10:** Appeared in a career-high 80 games (all starts) and notched career-best .470 from the field...Had a career-high 121 3PT FGM (121-325, .372 from Dntown)...Ranked 17th in the NBA with 1.39 blocks...Recorded 27 games with 20-plus points...**Grabbed a**

career-high 17 rebounds on Jan. 11, 2010 at Indiana...Missed two games: Dec. 9 at Milwaukee (sore right ankle) and Jan. 22 at Milwaukee (sore lower back)...**2010-11: Ranked 15th in NBA with career-high 21.4 points...**Recorded nine 30-plus scoring games...**Scored a career-high 41 points (16-24 FGA, 2-3 from Dntown) in loss to Knicks at MSG, Dec. 8, 2010; marked highest point total ever for a Raptor vs. Knicks** (Knicks won, 113-110 on Felton's 3PT FGM with :02.7 left)...Started each of his 66 games...Missed four consecutive games (Dec. 27-Jan. 2) with strained left calf; then missed eight of the last 10 games (Mar. 26-Apr. 13) due to sore right ankle...**2011-12:** Despite being limited to 31 games (all starts) with injury, still led Raptors in scoring (19.5 ppg) and ranked 10th in NBA with career-best .873 from the line...Had five 30-plus scoring games with season-high 36 on Jan. 24 at Phoenix...Missed a total of 35 games over the season due to left calf injury; sustained original left calf injury with 3:13 remaining in third quarter on Jan. 11 vs. Kings...Missed 20 straight games (strained left calf) from Jan. 13-Mar. 7; also missed season's final nine contests.

International Career: Played three seasons with Benetton in Italy's Lega A and one season with Stella Azzura Roma in the Serie B2 Division...**2002-03:** Averaged 13.2 points in 23 games for Stella Azzura Roma in Serie B2 Division...**2003-04:** Member of Benetton's Italian Cup winning team...Saw limited playing time in his first season with Benetton, averaging 4.9 points...**2004-05:** Helped Benetton to a second consecutive Italian Cup, averaging 12.2 points in 28 Lega A contests, shooting a career-best .623 (114-183) from the field...**2005-06:** Led Benetton to Italy's Lega A Championship, downing Climarnio Bologna in championship series...Named Top European Young Player of the Year (15.3 ppg).

Personal: Andrea Bargnani...Name pronounced AN-dre-ah BARN-neon-ee...Played for the Italian Under-18 and Under-16 National Teams...Mother Luisella Balducci is a high school English teacher...Favorite actor is Denzel Washington, favorite entertainers are Jay-Z and Justin Timberlake.

TYSON CHANDLER



Height: 7'1"
 Weight: 245 lbs.
 Born: Oct. 2, 1982
 Hanford, CA

Jersey Number: 6
 High School: Dominguez HS (CA)

Years Pro: 12
 Position: Center

NBA REGULAR SEASON RECORD

Season	Team	G	Min	FGM	FGA	Pct.	3P	3PA	Pct.	FTM	FTA	Pct.	Off	Def	Tot	Ast	Stl	TO	Blk	Pts	RPG	APG	PPG
01-02	CHI	71	1389	151	304	.497	0	0	---	134	222	.604	114	229	343	54	28	99	93	436	4.8	0.8	6.1
02-03	CHI	75	1827	257	484	.531	0	0	---	177	291	.608	169	345	514	76	37	135	106	691	6.9	1.0	9.2
03-04	CHI	35	782	67	158	.424	0	1	.000	79	118	.669	82	188	270	23	17	38	43	213	7.7	0.7	6.1
04-05	CHI	80	2189	207	419	.494	0	2	.000	226	336	.673	261	514	775	65	69	118	141	640	9.7	0.8	8.0
05-06	CHI	79	2121	160	283	.565	0	1	.000	97	193	.503	265	449	714	81	41	123	104	417	9.0	1.0	5.3
06-07	NOH	73	2525	292	468	.624	0	1	.000	106	201	.527	320	584	904	66	37	126	129	690	12.4	0.9	9.5
07-08	NOH	79	2783	377	605	.623	0	1	.000	175	295	.593	322	606	928	81	45	136	84	929	11.7	1.0	11.8
08-09	NOH	45	1445	160	283	.565	0	0	---	77	133	.579	163	230	393	22	15	70	56	397	8.7	0.5	8.8
09-10	CHB	51	1163	109	190	.574	0	0	---	115	157	.732	114	206	320	16	17	91	55	333	6.3	0.3	6.5
10-11	DAL	74	2058	266	407	.654	0	0	---	216	295	.732	206	486	692	32	36	88	80	748	9.4	0.4	10.1
11-12	NYK	62	2061	241	355	.679	0	2	.000	217	315	.689	212	400	612	56	56	102	89	699	9.9	0.9	11.4
12-13	NYK	66	2164	255	400	.638	0	0	---	179	258	.694	269	434	703	62	42	87	75	689	10.7	0.9	10.3
Totals		790	22507	2542	4356	.584	0	8	.000	1798	2814	.639	2497	4671	7168	634	440	1213	1055	6882	9.1	0.8	8.7

NBA PLAYOFFS RECORD

Season	Team	G	Min	FGM	FGA	Pct.	3P	3PA	Pct.	FTM	FTA	Pct.	Off	Def	Tot	Ast	Stl	TO	Blk	Pts	RPG	APG	PPG
04-05	CHI	6	172	32	46	.696	0	0	---	32	46	.696	29	29	58	8	1	8	13	70	9.7	1.3	11.7
05-06	CHI	6	104	3	10	.300	0	0	---	3	10	.300	8	19	27	3	2	6	2	11	4.5	0.5	1.8
07-08	NOH	12	412	10	16	.625	0	0	---	10	16	.625	45	78	123	5	5	10	20	96	10.3	0.4	8.0
08-09	NOH	4	94	3	6	.500	0	0	---	3	6	.500	8	13	21	2	2	8	1	15	5.3	0.5	3.8
09-10	CHB	4	60	2	3	.667	0	0	---	2	3	.667	3	7	10	2	2	4	3	14	2.5	0.5	3.5
10-11	DAL	21	679	53	78	.679	0	0	---	53	78	.679	79	114	193	8	13	14	19	167	9.2	0.4	8.0
11-12	NYK	5	167	11	25	.440	0	0	---	9	15	.600	18	27	45	4	7	15	7	31	9.0	0.8	6.2
12-13	NYK	12	350	28	52	.538	0	0	---	12	16	.750	40	48	88	4	8	11	14	68	7.3	0.3	5.7
Totals		70	2038	142	236	.602	0	0	---	124	190	.653	230	335	565	36	40	76	79	472	8.1	0.5	6.7

NBA ALL-STAR RECORD

Season	Team	Min	FGM	FGA	Pct.	3P	3PA	Pct.	FTM	FTA	Pct.	Off	Def	Tot	Ast	Stl	TO	Blk	Pts
2013	NYK	17	2	5	.400	0	0	---	3	3	1.000	3	5	8	0	0	0	0	7

CAREER HIGHS

Minutes	50 vs. DAL	Dec. 1, 2007	FTA	16	Done 2 times	Steals	5 vs. ATL	Mar. 18, 2003
FGM	12 at BRO	Nov. 26, 2012	Off. Reb.	12	Done 2 times	Turnovers	8 at SAS	Dec. 11, 2009
FGA	17	Done 2 times	Def. Reb.	18 vs. GSW	Feb. 27, 2013	Blocked Shots	7	Done 3 times
3-Point FGA	1	Done 8 times	TO Reb.	28 vs. GSW	Feb. 27, 2013	Points	28 at BRO	Nov. 26, 2012
FTM	14 at ORL	Nov. 5, 2003	Assists	6 at NYK	Apr. 11, 2002			

As A Professional: NBA's 2011-12 Defensive Player of the Year and 2013 All-Star is currently in his 13th NBA season (third with NYK)...**Three-time NBA All-Defensive selection...**Joined Knicks just prior to 2011-12 season in sign-and-trade with Dallas, whom he helped lead to 2011 NBA Championship...**KIA NBA Defensive Player of the Year in 2011-12...****NBA All-Defensive in each of last three seasons (Second Team in 2010-11 with Mavs and 2011-12 with Knicks; First Team in 2012-13)...****All-NBA Third Team in 2011-12...****NBA All-Star in 2013...**In 12 NBA seasons (Knicks are his fifth team), Tyson has averaged 8.7 points, 9.1 rebounds, 1.34 blocks and has shot .584 from the field over 28.5 minutes in 790 games (593 starts)...**Among all-time NBA players with at least 2,000 FGM, Tyson's career .584 FG pct. is the best in NBA history...****Entered 2013-14 season eighth among active players in offensive rebounds (2,497), 12th in total rebounds (7,168) and first in FG pct. (.584; 2,000 FGM minimum)...****Has ranked among NBA Top 15 in rebounding six times (second in NBA with career-high 12.4 rpg in 2006-07; ninth with 9.9 rpg for Knicks in 2011-12)...****Entered 2013-14 season with 21 career 20-plus rebound games (single-season high of five with Hornets in 2006-07; has had four with NYK, all in 2012-13)...****Has averaged 10-plus rounds three times, and has averaged 10-plus points in each of last three seasons...****Has ranked among NBA Top 25 in blocks six times...****Has shot .600-plus from the field in five of last seven seasons and has ranked in NBA Top Two in FG pct. twice (second with .623 for Hornets in 2007-08; first with Knicks team record .679 in 2011-12)...****League-leading .679 FG pct. in 2011-12 established a Knicks club record and was the third-best single-season FG pct. mark in NBA history...****Has shot a blistering .628 (1,700-2,708) from the floor over the last seven seasons...****Owns Pelicans/Hornets franchise marks for most rebounds in a season (928 in 2007-08) and a game (career-high 23 on Feb. 13, 2007 at Memphis; shares mark with Larry Johnson)...****Led NBA in offensive rebounding in both 2006-07 (4.4) and 2007-08 (4.1)...****Pelicans/Hornets' career leader in FG pct. (.611 on 829-1,356), with single-season team record .624 in 2006-07...****Has started each of his last 202 regular season games (last regular season game off the bench was on Apr. 14, 2010 for Bobcats vs. Bulls; 4 pts, 2 reb, 12 mins)...****Has averaged 6.7 points and 8.1 rebounds in 70 career Playoff games (54 starts)...****Member of gold medal-winning 2012 U.S. Olympic team...****Quoting Tyson: "I'm the type of player that when you talk about me, it makes me a little uncomfortable. I try to go out and execute what my coach wants me to do and go out there and fight for my teammates. I'm always looking at and judging my performance by the way my coach and my teammates feel. For them to say the things they've been saying is very humbling, honestly."**



TYSON CHANDLER

Nathaniel S. Butler, NBAE/Getty Images

Career Transactions: Drafted out of high school by Clippers in first round (second overall behind Kwame Brown) in 2001 NBA Draft. Draft rights traded with Brian Skinner to Chicago for Elton Brand, Jun. 27, 2001. Traded to New Orleans/Oklahoma City for P.J. Brown and J.R. Smith, Jul. 14, 2006. Traded to Charlotte for Emeka Okafor, Jul. 28, 2009. Traded to Dallas with Alexis Ajinca for Erick Dampier, Eduardo Najera, Matt Carroll and cash considerations, Jul. 13, 2010. Traded to New York in three-team trade (Washington) via sign-and-trade, Dec. 10 2011.

Among The All-Timers: Among all-time NBA players with at least 2,000 FGM, Tyson's career .584 FG pct. is the best in NBA history...His League-leading .679 FG pct. in 2011-12 established a Knicks club record and was the third-best single-season FG pct. mark in NBA history...Smashed prior Knicks mark of .600 (240-400) by David Lee in 2006-07... Became only the second Knick to lead the NBA in FG pct., joining Kenny Sears, who led NBA in back-to-back seasons (.490 in 1958-59, .477 in 1959-60)...**His .679 FG pct. was the third-highest single-season mark in NBA history (among qualifiers only), trailing only Hall of Famer Wilt Chamberlain, who recorded .727 (426-586) for the Lakers in 1972-73 and .683 (785-1,150) for the 76ers in 1966-67.**

2012-13 (Knicks): NBA All-Star...NBA All-Defensive First Team...Authored his first career NBA All-Star season, persevering through a campaign pockmarked by late-season injury...Named to 2012-13 NBA All-Defensive First Team (third straight All-Defensive honor, first time on First Team)...Averaged 10.4 points, 10.7 rebounds, 1.14 blocks and shot .638 (255-400) over 32.8 minutes in 66 games (all starts)...Recorded third career 10-points rebound season and averaged 10-points for third straight year...Shot .600-lus from the field for the fifth time in the last seven seasons, but fell just shy of qualifying for NBA Leader Board in FG pct. (led League in 2011-12 with Knicks record .679 from the field)...**Season Highs: Points: 28* (Nov. 26 at Brooklyn); Assists: 5 (Jan. 30 vs. Orlando); Rebounds: 28* (Feb. 27 vs. Golden State)...**Led Knicks in rebounds 44 times...**Authored four 20-plus rebound games, including Knicks club record-tying three straight from Feb. 1-4...**...Had 25 games with at least five offensive rebounds...Led Knicks in scoring twice and notched five 20-plus scoring efforts...Recorded 1,000th career block vs. Nets, Dec. 19...Due to injury-shortened season, fell short of qualifying for NBA Leader Board in rebounding, blocks and FG pct....**Hey Now, You're An All-Star: Earned first career NBA All-Star designation; named by coaches to East squad...**Scored seven points with eight rebounds in 17 bench minutes in loss to West in All-Star classic at Houston, Feb. 17...With Carmelo Anthony (26 points), became first pair of Knicks All-Star teammates since 2001 at Washington (Allan Houston, Latrell Sprewell)...**20+ Skidoo: Authored four 20-plus rebound games and tied a Knicks club record with three consecutive 20-plus rebound games (Feb. 1-4)...**On Feb. 1, hauled in 20 rebounds in win over Bucks...On Feb. 2, recorded second straight 20-rebound game in rout of Kings...On Feb. 4, hauled in 20 boards in win over Pistons, tying NYK mark of three straight 20-plus board games shared by Willis Reed (twice), Walt Bellamy (1965-66) and Johnny Green (1961-62)...Later in the season, **on Feb. 27, hauled in a career-high 28 rebounds (10 offensive) and added 16 points to help offset Stephen Curry's 54 points in win over Warriors.** NBA season high for rebounds in a regulation (non-overtime) game...**Injury Bug:** Missed a total of 16 games due to injury (left knee/bulging disc) in season's second half...On Mar. 13, suffered **contusion, left knee** in second-quarter collision with Corey Brewer at Denver, and missed next 10 games (Mar. 14-31)...Also hampered by strained neck during this period, and on Mar. 19, MRI of cervical spine revealed a **small bulging disc...****Missed 16 of the regular season's final 20 games (Mar. 14-Apr. 17) due to knee/disc...**In preseason, suffered bone bruise, left knee, in collision with Nets' Gerald Wallace at Nassau Coliseum, Oct. 24, but did not miss regular season game action...**Key Games: Scored a career-high 28 points (12-13 FGA) in season-high 45 minutes in OT loss at Brooklyn, Nov. 26.** With 12-13 FGA, came within one FGM of setting Knicks club mark for most FGM in a game without a miss (11-11 FGA by Johnny Newman and Bernard King)...Key factor in win over Cavs, Dec. 15, with 23 points (9-10 FGA) and 10 rebounds. Scored 13 points in third quarter, 21 in second half...**Ejected (double tech with Noah) in loss to Bulls, Dec. 21...**Knicks' only starter in double-figure scoring (12 points) in loss at Indiana, Jan. 10...Scored team-high 21 points (10-11 FGA) with five assists (one shy of career high) in win over Magic, Jan. 30.

In The Playoffs: Averaged team-high 7.3 rebounds in 2013 Playoffs, with 5.7 ppg, 1.17 bpg and .538 shooting (28-52) over 29.2 mpg (started all 12 games)...Had four double-figure rebound games and one double-double (12 pts, 10 reb in Game Four vs. Pacers)...Recorded 14 blocks in the 12 games...40 of his 88 total rebounds (45%) were off the offensive glass...Notched team-high 8.7 rpg with .542 FG pct. in first round win over Celtics...In series-clinching Game Six at Boston, scored nine points with series- and game-high 12 rebounds (nine offensive, three shy of Charles Oakley's 1994 single-game club Playoff mark)...Averaged 6.2 points and 6.0 rebounds with .536 shooting over 29.8 minutes in East Semis vs. Pacers...Double-double in Game Four with Playoff high 12 points and series-high 10 rebounds (seven offensive).

Career Highlights: 2001-02 (Bulls): Made NBA debut at age 19...Among NBA rookies, finished sixth in rebounds (4.8) and fifth in blocks (1.31)...Dished off career-high six assists, adding 16 points and 15 rebounds, in win over Knicks at MSG, Apr. 11, 2002...Missed seven games due to injury, including sprained right ankle, mid-back strain and hyper-extended left pinky...**2002-03 (Bulls):** Played for Sophomore squad (4 pts, 6 reb, 17 mins) in win over Rookies in T-Mobile Rookie Challenge at Atlanta All-Star Weekend...Missed six games due to esophagitis...**2003-04 (Bulls):** Played in a career-low 35 games (eight starts) in injury-shortened season...Missed a total of 47 games, 43 due to low back pain...**2004-05 (Bulls):** Rebounded from injury-marred prior season to play in a career-high 80 games (10 starts) with 8.0 ppg, 9.7 rpg...Ranked 10th in NBA in rebounding (9.7), 13th in blocks (1.76)...Made NBA Playoff debut with 11.7 ppg and 9.7 rpg in six games off the bench in first-round loss to Wizards...**2005-06 (Bulls):** In fifth and final year in Chicago, ranked 15th in NBA in rebounding (9.0), 20th in blocks (1.32)...Notched NBA season-high 11 offensive rebounds (20 total) on Jan. 27 vs. Wizards...Missed three games with right ankle sprain...Came off the bench in all six games of first-round Playoff loss to Heat with 1.8 ppg and 4.5 rpg...**2006-07 (Hornets): In first of three seasons as a Hornet, ranked second in NBA with career-high 12.4 rpg (second to Minnesota's Kevin Garnett, 12.8)...**Career-highs in rebounding (12.4, second in NBA) and blocks (1.77, 13th in NBA)...Led NBA with 4.4 offensive rpg...Established then-club mark with 904 total rebounds, would break own mark the following season...Shot .624 on 292-468 FGA, falling four rpg shy of qualifying for NBA leader board (would have led League in FG pct.)...**Hauled in a franchise record-tying 23 rebounds (with franchise mark 12 offensive) on Feb. 13,**

2007 at Memphis. Matched single-game Hornets rebound mark (Larry Johnson's 23 vs. Wolves on Mar. 10, 1992)... Missed nine games due to injury (incl. season's last seven games with sore left big toe)...**2007-08 (Hornets):** Scored a career-high 11.8 ppg and ranked **third in NBA with 11.7 rpg**, helping lift Hornets to 56-win season and Southwest Division crown...**Shot .623 from the field (377-605) and ranked second in NBA in FG pct. (to Warriors' Andris Biedrins, .626)...****Hauled in career-high 928 total rebounds for Hornets single-season franchise record, breaking his own mark of 904 set the year before...**Led NBA in offensive rebounding (4.1) for second straight year, and tied his own franchise mark with 12 offensive rebs on Dec. 17, 2007 at Portland...Set Hornets mark with 17 rebounds in one half (first) vs. Sonics, Jan. 16, 2008...Logged career-high 50 minutes vs. Mavericks, Dec. 1, 2007...Started all 12 Hornets' post-season games vs. Mavs and Spurs with 8.0 ppg and 10.3 rpg...**2008-09 (Hornets):** In final season with Hornets, notched 8.8 ppg and 8.7 rpg in 45 games (all starts) in injury-shortened campaign...Dogged by foot, ankle and toe injuries throughout season (traded to Oklahoma City for Joe Smith, Chris Wilcox and DeVon Hardin on Feb. 17, 2009; trade voided when he failed physical due to turf toe injury)...Started four games in five-game first-round Playoff loss to Nuggets with 3.8 ppg and 5.3 rpg, still hampered by foot injury...**2009-10 (Bobcats):** In only season in Charlotte, helped lead Bobcats to first post-season berth in franchise history with 6.5 ppg, 6.3 rpg and .574 shooting in 51 games (27 starts) in second straight injury-riddled season...Missed 29 games due to injury: 22 with stress reaction, left foot; seven with soreness, left foot/ankle...Came off the bench in all four Playoff games in first-round loss to Magic with 3.5 ppg and 2.5 rpg.

2010-11 (Mavericks): NBA All-Defensive Second Team...Helped lift Mavericks to NBA Championship, earning NBA All-Defensive Second Team honors...Finished third in balloting for 2010-11 KIA NBA Defensive Player of the Year honors, behind winner Dwight Howard of Orlando and runner-up Kevin Garnett of Boston...Averaged 10.1 points, 9.4 rebounds (10th in NBA), 1.08 blocks (26th in NBA) and shot .654 in 74 games (all starts)...Failed to qualify for leader board in FG pct. (fell 34 FGM short)...Missed eight games due to injury, including three in March with sprained right ankle and two in April with lower back contusion...Started all 21 Mavs' Playoff games in Dallas' drive to title with 8.0 ppg, 9.2 rpg and .582 shooting over 32.4 mpg...Hauled in a Playoff career-high 20 rebounds in Game Five of first round vs. Blazers (Apr. 25, 2011)...**2011-12 (Knicks): KIA NBA Defensive Player of the Year...NBA All-Defensive Second Team...All-NBA Third Team...Became first player in Knicks history to win KIA NBA Defensive Player of the Year honors...**Also named to **2011-12 NBA All-Defensive Second Team and to 2011-12 All-NBA Third Team...**Became only second Knick in franchise history to **lead the NBA in field goal percentage (club record .679)**, joining Kenny Sears in 1958-59 and 1959-60...Over 62 games (all starts), averaged 11.3 points, 9.9 rebounds (ninth in NBA) and 1.44 blocks (19th)...**Career-high .679 FG pct., the third-highest mark (among qualifiers) in NBA history...**Recorded six 20-plus scoring games and team-high 20 double-doubles...Season-high 17 boards, three times...Missed two games in early March due to strained left hamstring. Rest-related DNP (CD) on Apr. 22 at Atlanta; did not dress (CD) in season finale at Charlotte, Apr. 26...Season-high 25 points at Washington, Feb. 8...In emotional return to Dallas, played in 700th career NBA game and received 2011 NBA Championship ring from Mavs in pregame ceremony, Mar. 6...Main force in OT Easter ABC win over Bulls, Apr. 8, with eight points and 16 rebounds (season-high 10 offensive). Saved Knicks' final possession with two offensive rebounds in final seconds of OT, leading to Anthony's game-winning three-point bomb with :08.2 left...Notched 6.2 ppg, 9.0 rpg and 1.40 bpg, shooting .440 in five-game first round Playoff loss to Heat.

U-S-A: Averaged 4.0 points, 4.0 rebounds and shot 14-20 FGA (.700) over 11.3 minutes for gold medal-winning U.S. squad in eight games (all starts) at 2012 London Olympics...Had 32 total rebounds, with half (16) off the offensive glass...Olympic highs eight points and nine rebounds in tourney opener vs. France, Jul. 29...Scored two points with one rebound in nine minutes in gold medal win over Spain, Aug. 12...Joined Knicks teammate Carmelo Anthony as 2012 Olympic gold medalists.

Community Corner: Very active in the community and has made several substantial anonymous donations to local causes that primarily focus on families dealing with unexpected tragedy, loss or poverty...Joined teammates to host 30 children from WHEDco (a Garden of Dreams partner organization) for a fun-filled holiday pizza party with cooking lessons from Chef Dino at Uncle Paul's Pizza near Grand Central Terminal, Dec. 4, 2012...Joined Lakers superstar Kobe Bryant and a galaxy of Knicks legends past and present - Walt Frazier, Larry Johnson, Allan Houston, Earl Monroe, John Starks, Baron Davis, Carmelo Anthony, Raymond Felton, Jason Kidd and Amar'e Stoudemire - in attending landmark "12-12-12" concert presented by Chase for the benefit of the Robin Hood Relief Fund and victims of Hurricane Sandy, Dec. 12, 2012...Joined the rest of his teammates along with the Knicks coaching staff, alumni and a galaxy of A-list celebrities at the 14th annual Knicks Bowl presented by Unilever at Chelsea Piers, Feb. 11, 2013, the gala, star-studded event that has raised over \$2.2 million for the Garden of Dreams Foundation...Starred in TV PSA in early 2013 on behalf of NBA Cares and WildAid, raising awareness for the problem of wildlife poaching in Africa...Received honorable mention among *The Sporting News* "Good Guys in Sports" in 2003...Joined teammates to host a clinic for 100 children to celebrate NBA FIT Live Healthy Week in conjunction with Garden of Dreams Foundation, Jan. 30, 2012 at MSG Training Center...Active in the past with Special Olympics and the Susan G. Komen Race for the Cure...In November 2008 in New Orleans, helped launch the FITSchools program, which promotes healthy lifestyles among youth.

Personal: Tyson Cleotis Chandler...Tyson and wife Kimberly have three children, Sacha, Tyson Cleotis II and Sayge...Eye for trendy fashion was subject of GQ feature "The Slickest Seven-Footer in the Game" by Mark Anthony Green in spring 2013...As a senior at Dominguez High School in Compton, Calif., was named to the Parade Magazine All-American First Team and USA Today All-USA Second Team, as well as USA Today California Player of the Year...Averaged 26 points, 15 rebounds and eight blocks as a senior, leading Dons to a 31-4 record and third straight CIF Division II State Championship...In summer 2010, won a gold medal while representing Team USA in the FIBA World Championships in Istanbul, averaging 2.6 points, 2.7 rebounds and shooting .643 in nine games...Averaged 2.1 points and 3.6 rebounds over 8.6 minutes for Team USA at 2007 FIBA Americas Men's Championship, helping the team win gold medal and secure a berth at 2008 Olympics.

RAYMOND FELTON



Height: 6-1"
 Weight: 205 lbs.
 Born: Jun. 26, 1984
 Marion, SC

Jersey Number: 2
 High School: Latta (Latta, SC)
 College:

North Carolina
 Years Pro: 8
 Position: Guard

NBA REGULAR SEASON RECORD

Season	Team	G	Min	FGM	FGA	Pct.	3P	3PA	Pct.	FTM	FTA	Pct.	Off	Def	Tot	Ast	Stl	TO	Blk	Pts	RPG	APG	PPG
05-06	CHB	80	2406	345	883	.391	97	271	.358	161	222	.725	77	188	265	446	102	182	8	948	3.3	5.6	11.9
06-07	CHB	78	2832	393	1024	.384	103	312	.330	204	256	.797	51	216	267	545	118	230	10	1093	3.4	7.0	14.0
07-08	CHB	79	2972	412	997	.413	56	200	.280	260	325	.800	37	199	236	583	96	213	12	1140	3.0	7.4	14.4
08-09	CHB	82	3086	442	1083	.408	59	207	.285	219	272	.805	54	256	310	553	126	228	30	1162	3.8	6.7	14.2
09-10	CHB	80	2643	388	846	.459	60	156	.385	132	173	.763	53	235	288	446	123	168	22	968	3.6	5.6	12.1
10-11	NYK/DEN	75	2737	427	1005	.425	116	329	.353	194	241	.805	48	221	269	625	125	221	11	1164	3.6	8.3	15.5
11-12	POR	60	1906	261	642	.407	62	203	.305	100	124	.806	27	122	149	390	78	170	10	684	2.5	6.5	11.4
12-13	NYK	68	2313	377	882	.427	93	258	.360	101	128	.789	51	143	194	372	94	155	14	948	2.9	5.5	13.9
Totals		602	20895	3045	7362	.414	646	1936	.334	1371	1741	.787	398	1580	1978	3960	862	1567	117	8107	3.3	6.6	13.5

NBA PLAYOFFS RECORD

Season	Team	G	Min	FGM	FGA	Pct.	3P	3PA	Pct.	FTM	FTA	Pct.	Off	Def	Tot	Ast	Stl	TO	Blk	Pts	RPG	APG	PPG
09-10	CHB	4	130	17	42	.405	4	13	.308	9	12	.750	3	7	10	20	2	6	0	47	2.5	5.0	11.8
10-11	DEN	5	152	18	50	.360	4	16	.250	18	24	.750	0	9	9	21	6	10	0	58	1.8	4.2	11.6
12-13	NYK	12	454	72	162	.444	9	28	.321	16	24	.667	17	24	41	56	20	20	5	169	3.4	4.7	14.1
Totals		21	736	107	254	.421	17	57	.298	43	60	.717	20	40	60	97	28	36	5	274	2.9	4.6	13.0

CAREER HIGHS

Minutes	57 vs. LAL	Dec. 29, 2006	FTM	13 vs. WAS	Nov. 21, 2007	Assists	19 at IND	Dec. 30, 2006
FGM	13	Done 2 times	FTA	16 vs. WAS	Nov. 21, 2007	Steals	7	Done 2 times
FGA	30 at CHI	Dec. 8, 2012	Off. Reb.	5 vs. MIL	Jan. 13, 2006	Turnovers	9 vs. CLE	Mar. 20, 2007
3-Point FGM	6	Done 2 times	Def. Reb.	10 at LAL	Jan. 27, 2009	Blocked Shots	2	Done 14 times
3-Point FGA	11 at DET	Nov. 28, 2010	Tot. Reb.	11 at LAL	Jan. 27, 2009	Points	35 at GSW	Nov. 19, 2010

As A Professional: Veteran floor leader and three-point marksman is currently in the second season of his second Knicks stint, his ninth NBA campaign overall (fourth team)...Rejoined Knicks via trade with Portland in summer 2012...NBA career averages of 13.5 points, 6.6 assists and 1.43 steals over 602 games (547 starts)...**Has ranked among NBA Top 20 in assists in six of the last seven seasons (sixth with career-high 8.3 for Knicks/Nuggets in 2010-11; 12th with 6.5 for Blazers in 2011-12)...Has ranked among NBA Top 20 in steals in four of the last seven seasons...Bobcats' all-time franchise leader in assists (2,573) and 3PT FG (375); second in games played (399), points (5,311) and steals (565)...Owns six career 30-plus scoring games (one with NYK; career-high 35 points at Golden State, Nov. 19, 2010)...Has 102 career double-figure assist games, with single-season high 30 for Knicks-Nuggets in 2010-11...Enters 2013-14 season 16th among active NBA players in assists (3,960)...**Has recorded one career triple-double (for Knicks at Phoenix on Jan. 7, 2011; 23 pts, 11 ast, 10 reb.)...Is 646-1,936 (.334) career from three-point range with two career 100-plus home run seasons (career high 116 3PT FGM for NY-Den in 2010-11)...Has one career four-point play (for Knicks vs. Golden State on Nov. 10, 2010)...Career .787 FT shooter has shot .800-plus from the stripe in four of last six seasons...Has appeared in 80-plus games three times...Helped lead Bobcats to first NBA Playoff berth in franchise history in 2009-10...Named to NBA All-Rookie Second Team in 2005-06 and finished fourth in T-Mobile Rookie of the Year voting...Three-time T-Mobile NBA Eastern Conference Rookie of the Month (February, March, April) in 2005-06...Played in 2007 T-Mobile Rookie Challenge at Las Vegas...Averaging 13.0 points in 21 career Playoff games (16 starts)...**Early entry candidate in 2005 NBA Draft following junior season at North Carolina; selected by Bobcats in first round (fifth pick overall following Andrew Bogut, Marvin Williams, Deron Williams and Chris Paul)...One of four Tar Heels selected within the first 14 picks of the '05 Draft (with Marvin Williams, Sean May and Rashad McCants).******

Career Transactions: Drafted by Charlotte in first round (fifth overall) of 2005 NBA Draft (early entry selection). Became free agent, Jul. 1, 2010; signed by New York, Jul. 12, 2010. Traded to Denver as part of three-team deal (Minnesota) in which Knicks acquired Carmelo Anthony and Chauncey Billups, Feb. 22, 2011. Traded to Portland as part of three-team deal (Dallas), Jun. 23, 2011. Traded to New York with Kurt Thomas for Jared Jeffries (sign-and-trade), Dan Gadzuric, draft rights to Kostas Papanikolaou and Giorgos Printezis and a protected second-round draft pick, Jul. 16, 2012.

2012-13 (Knicks): First year of his second stint with Knicks was marked by trademark steady backcourt leadership... Appeared in 68 games (all starts) and averaged 13.9 points, 5.5 assists, 1.38 steals and shot .427 (377-882) over 34.0 minutes...Went 93-258 (.360) from Downtown...**Season Highs: Points: 27 (twice); Assists: 11 (Nov. 21 at Dallas); Rebounds: 6 (four times)...Led Knicks in assists 39 times and recorded four double-figure assist games (NYK's only double-digit assist games of 2012-13 season)...Recorded 10 20-plus scoring games, leading Knicks in scoring five times (season-high 27 points twice in back-to-back games, Dec. 6-8)...From Downtown, had two four-homer games, one five-homer game, and nailed a career-high-tying six three-pointers on Dec. 6 at Miami...Dished off a Knicks season high 10 assists without a turnover on Nov. 25 vs. Pistons...Authored seven games with at least five assists and no turnovers...**Injuries: Missed 12 games in mid-season due to right pinky injury...Suffered fractured right pinky in third quarter of Christmas Day****



RAYMOND FELTON

Greg Shamus, MSG Photos

loss at Lakers. Played through the injury for 10 points and six assists in 36 minutes...X-rays on Dec. 26 revealed fracture, then missed 12 straight games, Dec. 26-Jan. 24...DNP (CD) - not injury-related - in regular season's last two games...Due to injury-shortened season, fell shy of qualifying for NBA Leader Board (needed 70 games, 400 assists or 125 steals)...**Key Games:** Poured in a game-high 25 points in comeback win at San Antonio, Nov. 15...Scored 18 points with Knicks season-high 11 assists in loss at Dallas, Nov. 21...Huge factor in comeback win at Charlotte, Dec. 5, with 17 points and nine assists with no turnovers...Main cog in 20-point rout of Heat at Miami, Dec. 6, with team- and season-high 27 points (career-high-tying 6-10 from Downtown). In next game, scored game-high 27 points (9-30 FGA) for second straight game, in loss at Chicago, Dec. 8, recording career-high FGA (30)...Vital down-the-stretch factor in win over Warriors, Feb. 27. In game's final 1:28, recorded key block on Stephen Curry jumper with score tied at 105 (after Curry had already scored 54 points), clutch steal on Festus Ezeli pass with :43.7 left, and huge offensive rebound off his own FT miss with :33.9 left to keep NYK possession alive...Key figure in win at Utah which kicked off 13-game winning streak, Mar. 18, with 19 points (8-12 FGA), including eight points in deciding fourth quarter...Banked in a 49-foot three-pointer from midcourt to end the first half, Mar. 31 vs. Celtics...Scored 19 points in season-high 49 minutes in OT loss at Chicago, Apr. 11, that snapped 13-game winning streak.

In The Playoffs: Enjoyed his busiest and best Playoff season with 14.1 ppg (third on team) and 4.7 apg with .444 shooting (72-162) over 37.8 mpg (started all 12 games)...Double-figure scoring in 10 of the 12 games, with two 20-plus efforts...Appeared in all 12 post-season games after playing in just nine total contests in two prior Playoff seasons...Established Playoff single-game career highs in points (27), assists (10) and rebounds (7)...Standout first round series with 17.2 ppg (second on team to Anthony's 29.2) vs. Boston...Dished off a Playoff career-high 10 assists in Game Three win at Boston...With Smith out (suspension), poured in career Playoff-high 27 points (10-21 FGA, 4-9 from Downtown) over 48 minutes in Game Four OT loss at Boston. Gave NY its only lead of the game with mid-range jumper with 1:18 left in fourth quarter (84-82) after Knicks trailed by as many as 20...Scored 21 points in Game Five...Averaged 11.0 ppg (third on team) on .409 shooting in East Semis vs. Pacers.

Year-By-Year: 2005-06 (Bobcats): NBA All-Rookie Second Team...Named to NBA All-Rookie Second Team and finished fourth in T-Mobile Rookie of the Year voting (won by Hornets' Chris Paul)...Three-time T-Mobile NBA Eastern Conference Rookie of the Month (February, March, April)...Averaged 11.9 points and 5.6 assists (21st in NBA) over 30.1 minutes in 80 games (54 starts)...Had 11 20-points scoring games and two 30-points games...Double-figure assists 14 times...Among NBA rookies, finished fourth in scoring (11.9), second in assists (5.6)...Season-highs 31 points on Feb. 25 at Phoenix, 14 assists on Apr. 17 vs. Knicks at MSG...Missed two games due to injury (sprained right big toe, abdominal strain).

2006-07 (Bobcats): Standout sophomore campaign with 14.0 ppg and 7.0 apg (tenth in NBA) over 36.3 mpg in 78 games (75 starts)...Ranked 14th in NBA with 1.51 spg...Bobcats were 9-2 when he had a points-ast double-double...Season-high 24 points on Mar. 10 vs. Grizzlies...Enjoyed remarkable two-day stretch just prior to New Year's: Logged **career-high and NBA season-high 57 minutes** in 3OT win over Lakers, Dec. 29, 2006 (22 pts, 15 ast). Just 24 hours later, **dished off a career-high 19 assists at Indiana, Dec. 30, 2006**...Scored 17 points with six assists for Sophomores in T-Mobile Rookie Challenge at NBA All-Star 2007 in Las Vegas...Missed four games due to injury (two in January with sprained left ankle).

2007-08 (Bobcats): Fine all-around season with 14.4 ppg and 7.4 apg (seventh in NBA) over 37.6 mpg (22nd in NBA) in 79 games (all starts)...Had 13 20-point scoring games and 19 double-figure assist games...Season-highs 29 points on Feb. 11 vs. Lakers, 15 assists on Jan. 14 vs. Nuggets...Nailed 22 straight FT, Feb. 22-Mar. 5...Missed three games due to injury (knee/ankle).

2008-09 (Bobcats): Played in all 82 games (81 starts) and logged career-high 3,086 total minutes (37.6 mpg, 15th in NBA)...Averaged 14.2 points, 6.7 assists (13th in NBA) and 1.54 steals (11th in NBA)...Career-high 126 total steals...Season-high 32 points vs. Sixers, Apr. 7, 2009...Notched a career-high seven steals on Nov. 22 vs. Bucks...Season-high 14 assists on Dec. 1 vs. Timberwolves...Came within one assist of a triple-double in Jan. 27 2OT win at Lakers (21 pts, 9 ast, career-high 11 rebs).

2009-10 (Bobcats): Helped lead Bobcats to first NBA Playoff berth in franchise history, averaging 12.1 points, 5.6 assists (19th in NBA) and a career-high .459 from the field over 33.0 minutes in 80 games (all starts)...On NBA Leader Board, finished 19th in assists (5.6), 15th in steals (1.54), 18th in assist-to-turnover ratio (2.65) and 20th in steals-to-turnover ratio (0.73)...Had six 20-plus scoring games and five 10-plus assist games...Season-high 28 points (11-14 FGA, 4-4 from Downtown) on Dec. 4 at New Jersey...Broke Knicks' hearts in season's second game with 22 points in 2OT win over NYK at Charlotte, Oct. 30. Forced second OT with driving layup with :13.4 left in first OT (88-88)...Missed two games due to injury (one with sprained right ankle, one with flu-like symptoms)...Averaged 11.8 points in Playoffs, starting all four games as Bobcats were swept in first round by Magic in first-ever post-season appearance...**Became free agent, Jul. 1, 2010; signed with Knicks, Jul. 12, 2010.**

2010-11 (Knicks-Nuggets): Split standout season between Knicks and Nuggets, making immediate impact in NY prior to being dealt to Denver in mid-season Carmelo Anthony deal...Overall in 75 games (54 starts), averaged career-highs 15.5 points and 8.3 assists, shooting .425 over 36.5 minutes...116-329 (.353) from Downtown (career high 116 homers)...Played in 54 games (all starts) for Knicks, then came off the bench in 21 contests for Denver...**Ranked sixth in NBA in assists (8.3) and eighth in steals (1.67)**...Recorded a total of 30 double-figure assist games (27 for Knicks)...Prior to trade, averaged 17.1 points and 9.0 assists with .423 shooting (339-801) over 38.4 minutes as a Knick...Led Knicks in assists 51 times (in 54 games)...Had 19 20-plus scoring games for NYK, and one 30-plus effort...Went 157-181 FTA (.867), including 28 consecutive FTM from Oct. 30-Nov. 16...Rang up six straight double-figure assist games, Dec. 12-25, with 12.3 apg (74) in span...**Scored career-high 35 points (13-17 FGA, 4-7 from Downtown) with 11 assists at Golden State, Nov. 19**...Key

factor in 2OT win at Detroit, Nov. 28, with 23 points and 11 assists in 53 minutes...Scored 28 points in win over Raptors, Dec. 8. Capped night with dramatic three-point bomb that danced on the rim, then dropped through with :02.7 left to lift Knicks to 113-110 win...Dished off 17 assists (his high as a Knick) in win over Nuggets, Dec. 12...Key factor in stunning win over 29-4 Spurs, Jan. 4, with 28 points, seven assists and no turnovers in 37 minutes...**Recorded first career triple-double on Jan. 7, 2011 at Phoenix (23 pts, 11 ast, 10 reb)**...Tied Knicks club record by ringing up 14 assists without a turnover at Portland, Jan. 11...**Traded to Denver in three-team (Minnesota) Carmelo Anthony deal on Feb. 22, 2011**...Averaged 11.5 points and 6.5 assists over 31.6 minutes in 21 games off the bench for Nuggets...Nuggets highs 22 points on Mar. 14 at New Orleans, 14 assists (Nuggets season high) on Apr. 9 vs. Minnesota...Missed two games in March (sprained left ankle)...Came off the bench in all five games of Nuggets' first round Playoff loss to Thunder, with 11.6 ppg over 30.4 mpg...**Traded to Portland as part of three-team trade with Dallas, Jun. 23, 2011.**

2011-12 (Blazers): In lone season in Portland, averaged 11.4 points, 6.5 assists (12th in NBA) and 1.30 steals over 31.8 minutes in 60 games (56 starts)...Went 100-124 FTA (career-high .806)...**Ranked 12th in NBA in assists (6.5)**...Despite career-low scoring average (11.4), had six 20-plus scoring games and one 30-plus effort (season-high 30 in OT win at Dallas, Apr. 6)...Notched eight double-figure assist games, including season-high 12 at New Orleans, Jan. 16...Missed three games with injury in season's final weeks (left foot/Achilles)...**Traded to Knicks with Kurt Thomas, Jul. 16, 2012.**

As A Collegian: Three-year averages of 12.5 points and 6.9 assists in 101 games for North Carolina...First player in Tar Heels history to record 1,000 points, 600 assists, 300 rebounds, 150 steals and 100 3PT FGM...Fourth on Tar Heels list in career assists (698) and second in assists per game (6.9)...In his final (junior) season, was named to NCAA Final Four All-Tournament Team after helping lead North Carolina to 2005 NCAA title, averaging 13.7 points and 6.8 assists in NCAA Tourney...Named First Team All-ACC, Honorable Mention All-ACC Defensive and Third Team Associated Press All-American...As a sophomore in 2003-04, led ACC and ranked fifth in the nation with 7.1 assists...In 2002-03, became first freshman in UNC history to be voted team MVP.

Community Corner: Joined teammates and a galaxy of Knicks and Liberty alumni to host a special Thanksgiving Day event for Children's Aid Society families and those impacted by Hurricane Sandy at the Dunlevy Millbank Center, Nov. 17, 2012...Joined Lakers superstar Kobe Bryant and a host of Knicks legends past and present - Walt Frazier, Larry Johnson, Allan Houston, Earl Monroe, John Starks, Baron Davis, Tyson Chandler, Carmelo Anthony, Jason Kidd and Amar'e Stoudemire - in attending landmark "12-12-12" concert presented by Chase for the benefit of the Robin Hood Relief Fund and victims of Hurricane Sandy, Dec. 12, 2012...Joined the rest of his teammates along with the Knicks coaching staff, alumni and a galaxy of A-list celebrities at the 14th annual Knicks Bowl presented by Unilever at Chelsea Piers, Feb. 11, 2013, the gala, star-studded event that has raised over \$2.2 million for the Garden of Dreams Foundation...In first Knicks stint, oversaw Felton's Phenoms ticket program which provided tickets to Knicks home games to area youth groups...Served as a spokesperson for Big Brothers/Big Sisters of Charlotte...In conjunction with the Feed the Children Program, hosted food drives in Charlotte and in his hometown of Latta, SC.

Personal: Raymond Bernard Felton Jr...Has two older sisters, Charmaine and Juvonna...Charmaine attended North Greenville College on a softball scholarship and Juvonna went to Claflin College on a basketball scholarship...Named Naismith Award winner by the Atlanta Tipoff Club as the 2002 National High School Player of the Year and was also Gatorade National Player of the Year...Led Latta HS to back-to-back state championships and a 104-9 record in his career...Two-time Mr. Basketball winner in South Carolina...Broke state career scoring record with 2,992 points...Helped lead East to victory in McDonald's All-America Game at MSG...In high school, played football (quarterback and safety) and baseball (pitcher and shortstop) for two years and ran the 100 meters one year.

TIM HARDAWAY JR.

Height: 6'6"
 Weight: 205 lbs.
 Born: Mar. 16, 1992
 Miami, FL

Jersey Number: 5
 High School: Palmetto Senior (Pinecrest, FL)

College: Michigan
 Years Pro: R
 Position: Guard



COLLEGIATE RECORD

Season	Team	G	Min	FGM	FGA	Pct.	3P	3PA	Pct.	FTM	FTA	Pct.	Off	Def	Tot	Ast	Stl	TO	Bk	Pts	RPG	APG	PPG
10-11		35	1074	159	379	.420	76	207	.367	91	119	.765	27	106	133	59	34	45	5	485	3.8	1.7	13.9
11-12		34	1162	167	400	.418	53	187	.283	108	151	.715	26	104	130	73	16	66	11	495	3.8	2.1	14.6
12-13		38	1324	201	460	.437	73	195	.374	77	111	.694	9	168	177	93	26	71	17	552	4.7	2.4	14.5
Totals		107	3560	527	1239	.425	202	589	.343	276	381	.724	62	378	440	225	76	182	33	1532	4.1	2.1	14.3


As A Professional: First-round pick joins Knicks after three standout years at Michigan, leading Wolverines to NCAA title game in 2013...Finished college career ranked 18th on Michigan's all-time scoring list (1,532) and sixth in 3PT FGM (202)... Has good size for shooting guard position along with above-average athleticism...Excels in the mid-range game, with a very effective pull-up jumper...Solid defender...**Early-entry candidate for 2013 NBA Draft following junior year at Michigan...** Drafted by Knicks with 24th overall pick; signed to contract on Jul. 8, 2013...Made pro debut at 2013 NBA Summer League in Las Vegas, appearing in two games...Scored 13 points in 29 mins in Summer League opener on Jul. 12 vs. New Orleans, then scored nine points in 10 mins on Jul. 14 vs. Washington before suffering a bruised left wrist that sidelined him for the remainder of Summer League.

As A Collegian: Concluded college career as Michigan's 18th-leading all-time scorer (1,532 points), and ranked sixth in 3PT FGM (202)...Career averages of 14.3 points, 4.1 rebounds and 2.1 assists with .425 shooting over 33.3 minutes in 107 games (all starts) in three seasons...Career 202-589 (.343) from Downtown...Named All-Big Ten First Team (coaches) and Second Team (media) in 2012-13, All-Big Ten Third Team in 2011-12...Missed just one game due to injury during college career...Had 19 20-plus scoring games with career-high 30 points vs. Iowa in freshman season (Feb. 19, 2011)...Helped lead Wolverines to 76-32 record during his three seasons, including three straight NCAA Tournament appearances...As a junior, helped Michigan advance to the 2013 national title game; as a sophomore, helped Wolverines to their first Big Ten regular season title in 26 years.

Junior (2012-13): In final collegiate season, posted 14.5 ppg with career highs in rebounds (4.7 rpg), assists (2.4 apg) and FG pct. (.437)...Helped Michigan to its first Final Four in 20 years, with the Wolverines advancing to the national title game...Selected All-Big Ten First Team by the coaches and Second Team by the media...Also honored as Rudy Tomjanovich team Most Improved Player, as well as Most Outstanding Player at NIT Season Tip-Off at MSG (19.5 ppg, .571 FG pct.)... Second on team in scoring (14.5 ppg), behind Trey Burke's 18.6 ppg...Led Michigan in scoring nine times, rebounds eight times...Went 73-195 (.374) from Downtown...Had seven 20-plus scoring games, with season-high 25 points twice (Nov. 9 vs. Slippery Rock, Dec. 15 vs. West Virginia)...Season-high and career-high-tying 11 rebounds on Jan. 9 vs. Nebraska... Had two double-doubles...Scored team-high 23 points in win over Kansas State in title game of NIT Season Tip-Off at MSG, Nov. 23...Dished off a career-high seven assists on Dec. 20 vs. Eastern Michigan...Nailed a career-high six 3PT FGM on Feb. 5 vs. Ohio State (23 points)...Averaged 13.2 points in NCAA Tournament, with 12 points (5-13 FGA) in 35 minutes in title game loss to Louisville, Apr. 8, 2013.

Sophomore (2011-12): Second on team in scoring, averaging career-high 14.6 points, helping to lead Wolverines to first Big Ten regular-season title in 26 years...Named All-Big Ten Third Team by coaches and media...Earned Maui Invitational All-Tournament team and Big Ten Player of the Week honors after averaging 20.0 points at the event...Recorded six 20-plus scoring games with season-high 26 points vs. Penn State, Dec. 29...**Freshman (2010-11):** Selected All-Big Ten Honorable Mention and Big Ten All-Freshman team by coaches and media after averaging 13.9 points...Went 76-207 (.367) from Downtown for a career-high and UM freshman record 76 3PT FGM...**Scored a career-high 30 points at Iowa on Feb. 19, 2011.**

Personal: Timothy Duane Hardaway Jr....Son of five-time NBA All-Star and longtime Knicks nemesis Tim Hardaway...Chose No. 5 as that was father Tim's rookie number at Golden State...Lists his father along with Michael Jordan, Vince Carter and Tracy McGrady as his favorite players growing up...Three-time All-City performer at Miami Palmetto HS...Played with Team USA at the 2011 FIBA U19 World Championships, averaging 9.4 points...Favorites: movie: "Love and Basketball"; actors: Will Smith, Will Ferrell, Jim Carrey, Adam Sandler; actresses: Halle Berry, Jennifer Aniston.



TIM HARDAWAY JR.



Jeyhoun Allebaugh, NBA/Getty Images

C.J. LESLIE



Height: 6-9"
 Weight: 210 lbs.
 Born: Jun. 25, 1991
 Holly Springs, NC

Jersey Number: 25
 High School: Word of God Christian Academy (Raleigh, NC)

College: North Carolina State
 Years Pro: R
 Position: Forward

COLLEGIATE RECORD

Season	Team	G	Min	FGM	FGA	Pct.	3P	3PA	Pct.	FTM	FTA	Pct.	Off	Def	Tot	Ast	Stl	TO	Blk	Pts	RPG	APG	PPG
10-11		30	739	123	284	.433	7	28	.250	78	144	.542	83	133	216	25	19	52	39	331	7.2	0.8	11.0
11-12		34	985	192	366	.525	4	14	.286	112	188	.596	73	176	249	37	36	79	54	500	7.3	1.1	14.7
12-13		35	1135	192	370	.519	2	6	.333	142	232	.612	65	193	258	51	34	105	43	528	7.4	1.5	15.1
Totals		99	2859	507	1020	.497	13	48	.271	332	564	.589	221	502	723	113	89	236	136	1359	7.3	1.1	13.7

As A Professional: Undrafted free agent was signed prior to 2013 NBA Summer League in Las Vegas...Early entry candidate for 2013 NBA Draft following three seasons at North Carolina State; signed by Knicks as a free agent on Jul. 8, 2013... Started all five games for Knicks at NBA Las Vegas Summer League and averaged 9.2 points and 3.2 rebounds with 19-47 FGA (.404) over 23.6 minutes...Scored 15 points (6-15 FGA) with five rebounds in 31 minutes vs. Bobcats, Jul. 15.

As A Collegian: Started 85 of 99 games in three seasons at North Carolina State, averaged 13.7 points...Finished his college career 23rd in Wolfpack history with 1,359 career points, and fifth with 136 career blocks...Selected All-ACC Third Team as a junior and Second Team as a sophomore; tabbed ACC All-Freshman in first season...Led Wolfpack in scoring in each of last two seasons at N.C. State.

Junior (2012-13): Led Wolfpack in scoring for second straight season with 15.1 ppg...One of three ACC players to rank in the Top 10 in scoring (seventh), rebounding (7.4 rpg, eighth) and field goal percentage (.519, seventh) in the conference...Ninth in the league in blocks (1.2 bpg)...All-ACC Third-Team selection...Had five 20-plus scoring games and 10 double-doubles...Named ACC Player of the Week twice...Career-high 33 points vs. St. Bonaventure (10-13 FGA) on Dec. 22, 2012.

Sophomore (2011-12): Led Wolfpack in scoring with 14.7 ppg, shooting .525 from the field...All-ACC Second-Team selection and ACC All-Tournament First Team pick...One of three league players to rank in Top 10 in scoring (ninth, 14.7 ppg), field goal percentage (third, .525) and rebounding (eighth, 7.1 rpg)...Led State in scoring 15 times...Career-high 54 blocks (1.59 bpg)...Nailed game-winning, buzzer-beating finger roll vs. St. Bonaventure, Dec. 20, 2011...Suspended for season's first three games for receiving impermissible benefits...**Freshman (2010-11):** Named to ACC All-Freshman team...Second on team in scoring (11.0 ppg), led in rebounding (7.2 rpg)...His 216 rebounds were the fifth-most for a Pack freshman, while his 39 blocks were third...Hauled in a career-high 19 rebounds vs. Youngstown State, Dec. 16, 2010.

Personal: C.J. Leslie...Majored in Africana studies at North Carolina State...Played three years at Word of God Academy (Raleigh, NC) and earned Parade All-America Second Team honors and was a McDonald's All-American pick...High school teammate of Wizards guard John Wall at Word of God Academy.



Garrett Ellwood; NBAE/Getty Images

KENYON MARTIN



Height: 6-9" Jersey Number: 3 College: Cincinnati
 Weight: 225 lbs. High School: Bryan Adams Years Pro: 13
 Born: Dec. 30, 1977 Bryan Adams Position: Forward
 Saginaw, MI (Dallas, TX)

NBA REGULAR SEASON RECORD

Season	Team	G	Min	FGM	FGA	Pct.	3P	3PA	Pct.	FTM	FTA	Pct.	Off	Def	Tot	Ast	Stl	TO	Blk	Pts	RPG	APG	PPG
00-01	NJN	68	2272	346	777	.445	1	11	.091	121	192	.630	137	365	502	131	78	138	113	814	7.4	1.9	12.0
01-02	NJN	73	2504	445	962	.463	15	67	.224	181	267	.678	113	275	388	192	90	172	121	1086	5.3	2.6	14.9
02-03	NJN	77	2628	509	1082	.470	9	43	.209	256	392	.653	164	476	640	185	98	192	70	1283	8.3	2.4	16.7
03-04	NJN	65	2252	439	900	.488	7	25	.280	201	294	.684	133	484	617	160	95	168	82	1086	9.5	2.5	16.7
04-05	DEN	70	2272	444	907	.490	0	12	.000	199	308	.646	146	365	511	170	100	149	78	1087	7.3	2.4	15.5
05-06	DEN	56	1546	297	600	.495	5	22	.227	121	170	.712	93	260	353	79	43	72	52	720	6.3	1.4	12.9
06-07	DEN	2	63	8	16	.500	0	1	.000	3	12	.250	6	14	20	1	0	5	0	19	10.0	0.5	9.5
07-08	DEN	71	2159	376	699	.538	2	11	.182	123	212	.580	105	356	461	90	88	91	85	877	6.5	1.3	12.4
08-09	DEN	66	2111	318	648	.491	14	38	.368	119	197	.604	81	314	395	132	96	104	74	769	6.0	2.0	11.7
09-10	DEN	58	1986	283	620	.456	8	29	.276	93	167	.557	142	404	546	109	72	91	61	667	9.4	1.9	11.5
10-11	DEN	48	1233	185	362	.511	2	9	.222	42	72	.583	67	230	297	109	43	59	35	414	6.2	2.3	8.6
11-12	LAC	42	940	97	220	.441	3	13	.231	20	54	.370	49	132	181	18	44	32	43	217	4.3	0.4	5.2
12-13	NYK	18	431	56	93	.602	0	0	---	17	40	.425	34	61	95	8	16	16	17	129	5.3	0.4	7.2
Totals		714	22397	3803	7886	.482	66	281	.235	1496	2377	.629	1270	3736	5006	1384	863	1289	831	9168	7.0	1.9	12.8

NBA PLAYOFFS RECORD

Season	Team	G	Min	FGM	FGA	Pct.	3P	3PA	Pct.	FTM	FTA	Pct.	Off	Def	Tot	Ast	Stl	TO	Blk	Pts	RPG	APG	PPG
01-02	NJN	20	749	129	304	.424	2	9	.222	76	110	.691	30	86	116	57	24	52	25	336	5.8	2.9	16.8
02-03	NJN	20	777	149	329	.453	1	11	.091	79	114	.693	50	137	187	57	29	58	31	378	9.4	2.9	18.9
03-04	NJN	11	409	81	152	.533	0	4	.000	48	64	.750	25	96	121	12	13	32	14	210	11.0	1.1	19.1
04-05	DEN	5	164	27	58	.466	0	1	.000	8	13	.615	7	21	28	6	5	7	5	62	5.6	1.2	12.4
05-06	DEN	2	35	4	13	.308	0	0	---	1	2	.500	6	3	9	1	4	3	2	9	4.5	0.5	4.5
07-08	DEN	4	118	15	34	.441	0	0	---	5	8	.625	13	12	25	5	4	9	2	35	6.3	1.3	8.8
08-09	DEN	16	538	75	151	.497	1	5	.200	23	35	.657	24	70	94	34	18	26	14	174	5.9	2.1	10.9
09-10	DEN	6	205	24	50	.480	0	1	.000	12	19	.632	14	36	50	8	9	11	7	60	8.3	1.3	10.0
10-11	DEN	5	148	24	50	.480	0	0	---	11	18	.611	6	33	39	8	2	7	2	59	7.8	1.6	11.8
11-12	LAC	11	193	22	42	.524	0	0	---	5	8	.625	11	24	35	3	4	4	19	49	3.2	0.3	4.5
12-13	NYK	12	253	29	50	.580	0	0	---	11	20	.550	16	38	54	11	9	8	17	69	4.5	0.9	5.8
Totals		112	3589	579	1233	.470	4	31	.129	279	411	.679	202	556	758	202	121	217	138	1441	6.8	1.8	12.9

NBA ALL-STAR RECORD

Season	Team	Min	FGM	FGA	Pct.	3P	3PA	Pct.	FTM	FTA	Pct.	Off	Def	Tot	Ast	Stl	TO	Blk	Pts
2004	NJN	23	8	10	.800	0	0	---	1	2	.500	4	3	7	3	0	3	0	17

CAREER HIGHS

Minutes	47	Done 2 times	FTM	12 at BOS	Mar. 18, 2003	Assists	11 vs. MIL	Mar. 5, 2001
FGM	14 vs. DAL	Feb. 10, 2006	FTA	17 at PHI	Dec. 14, 2004	Steals	7 vs. PHO	Jan. 15, 2009
FGA	26 at CHI	Nov. 9, 2002	Off. Reb.	9 vs. IND	Nov. 18, 2000	Turnovers	8	Done 2 times
3-Point FGM	2	Done 7 times	Def. Reb.	18 at LAL	Mar. 7, 2004	Blocked Shots	7 vs. SAS	Jan. 3, 2008
3-Point FGA	4 vs. MIL	Jan. 31, 2002	Tot. Reb.	21	Done 2 times	Points	35 vs. SEA	Feb. 3, 2003

As A Professional: Two-time NBA Finalist and 2004 NBA All-Star is in his second season with the Knicks, his 14th NBA campaign overall...First overall pick (in 2000) and long one of the game's most rugged players owns career averages of 12.8 points, 7.0 rebounds and 1.16 blocks with .482 shooting over 31.4 minutes in 714 games (652 starts)...**2004 NBA All-Star, 2000-01 All-Rookie First Team**...Has battled back to return to the NBA following microfracture surgery on each knee...Owns four career 30-plus scoring games and three career 20-plus rebound games...**Has one career triple-double, for Nets on Mar. 5, 2001 vs. Bucks (18 pts, 15 rebs, 11 ast)**...Is 66-281 (.235) career from Downtown...Has averaged 12.9 points in 112 career Playoff games (88 starts), and has appeared in the post-season in 11 of his 13 NBA campaigns...Helped lead Nets to back-to-back NBA Finals in 2002 (vs. Lakers) and 2003 (vs. Spurs), and Nuggets to 2009 West Finals.

Career Transactions: Drafted by New Jersey in first round (first overall pick) of 2000 NBA Draft. Traded to Denver for three future first round draft choices, Jul. 15, 2004. Became free agent, Jul. 1, 2011; signed by L.A. Clippers, Feb. 3, 2012. Became free agent, Jul. 1, 2012. Signed by New York to 10-day contract, Feb. 23, 2013. Signed to second consecutive 10-day contract, Mar. 5, 2013; signed for remainder of season, Mar. 15, 2013. Became free agent, Jul. 1, 2013; re-signed by New York, Jul. 25, 2013.

2012-13 (Knicks): Returned to NBA when he signed with Knicks mid-way through the campaign, giving NYK quality frontline minutes in wake of injuries to Chandler and Stoudemire...Appeared in 18 games (11 starts) and averaged 7.2 points and 5.3 rebounds with .602 shooting (56-93) over 23.9 minutes...**Season Highs: Points: 19 (Mar. 22 at Toronto); Assists: 3 (Mar. 17 at Clippers); Rebounds: 11 (Mar. 22 at Toronto)**...Led Knicks in rebounds five times...Had five double-figure scoring games and one double-double (season-highs 19 pts, 11 reb on Mar. 22 at Toronto)...Played in 700th career NBA game on Mar. 11 at Golden State; notched 5,000th career rebound on Apr. 3 at Atlanta...DNP (CD) five times...Hampered by sore left knee and sprained left ankle in season's final weeks, missing seven of regular season's last eight games due to injury...Games played



KENYON MARTIN

Nathaniel S. Butler, NBAE/Getty Images

total (18) was second-lowest of career (limited to two games due to knee surgery with Nuggets in 2006-07)...Signed to 10-day contract by Knicks on Feb. 23; signed to second consecutive 10-day pact on Mar. 5; signed for remainder of season on Mar. 15...**Became free agent, Jul. 1, 2013; re-signed with Knicks, Jul. 25, 2013...****Start Staff:** Made 11 starts (Knicks 9-2) and averaged 8.8 points (97), 5.8 rebounds (64) and 43-68 FGA (.632) over 27.3 minutes (300) as a starter...Made 10 straight starts, Mar. 14-31, including first eight games of 13-game win streak...**Key Games:** Team-high nine rebounds with nine points in 21 starting minutes in win at Utah which ignited 13-game winning streak, Mar. 18...Key figure in win at Toronto with season-highs 19 points (9-10 FGA) and game-high 11 rebounds in season-high 36 starting minutes, Mar. 22...Then helped Knicks complete sweep of home-and-home set with 18 points (7-11 FGA) and seven rebounds in win over Raptors, Mar. 23...Logged season-high-tying 36 minutes with six points and six rebounds in win over Bobcats, Mar. 29.

In The Playoffs: Made his 11th career post-season appearance with 5.8 ppg and 4.5 rpg with 29-50 FGA (.580) over 21.1 mpg in the Knicks' 12 games (one start)...Had three double-figure scoring games and one double-figure rebound game...Led Knicks in rebounds twice (both vs. Boston)...Had team-high 17 blocks (1.42 bpg)...Played vital off-the-bench role in first round win over Boston with 4.5 ppg and 5.3 rpg with 11-21 FGA (.524) over 20.0 mpg...Led Knicks in rebounds in both of the first two games (nine rebounds in Game One, series-high 11 in Game Two)...Averaged 7.0 points and shot 18-29 FGA (.621) over 22.2 minutes in six games (one start) vs. Pacers...Playoff high 12 points in Game One...Started Game Four (lone Playoff start of '13) and logged Playoff high 29 minutes, going scoreless (0-3 FGA) with five rebounds and three assists.

Jersey Bounce: Main cog in Nets' back-to-back trips to The NBA Finals in 2002 and 2003, prior to NBA All-Star season in 2003-04...Averaged 16.8 points and 5.8 rebounds in 2002 Playoffs; 18.9 ppg and 9.4 rpg (ninth on NBA Playoff leader board) in 2003...Recorded 22.0 ppg and 6.5 rpg in 2002 Finals vs. Lakers, including 35 points (15-28 FGA) in Game Four finale at The Meadowlands (Jun. 12, 2002)...Had 14.7 ppg and 10.0 rpg in 2003 Finals vs. Spurs, with three 20-plus scoring games.

Career Highlights: 2000-01 (Nets): NBA All-Rookie First Team...Led NBA rookies in blocks (1.66) and steals (1.18), second in scoring (12.0) and rebounding (7.4)...Two-time NBA Rookie of the Month...Notched lone career triple-double on Mar. 5, 2001 vs. Bucks (18 pts, 15 rebs, 11 ast)...Season came to abrupt end when he suffered fractured right fibula vs. Boston, Mar. 22, 2001...**2001-02 (Nets):** Helped lead Nets to East crown with team-high 14.9 ppg and 5.3 rpg...Had 13 20-plus scoring games...**2002-03 (Nets):** Scored a career-high 16.7 ppg with 8.3 rpg (16th in NBA) as Nets won second straight East title...Scored a career-high 35 points vs. Sonics, Feb. 3, 2003...Missed three games with sprained right knee...**2003-04 (Nets): NBA All-Star...**Averaged 16.7 points for second straight year with career-high 9.5 rpg...Named to 2004 NBA All-Star Game at Los Angeles (17 pts, 7 reb for East)...Eastern Conference Player of the Month for February...Limited to 65 regular season games (missed nine games with left knee tendinitis, six games with sprained left ankle)...**2004-05 (Nuggets):** Named tri-captain in first season with Nuggets...Averaged 15.5 points with 17 20-plus scoring games...Missed 12 games due to injury...Underwent microfracture surgery, left knee, in May 2005...**2005-06 (Nuggets):** Averaged 12.9 points with nine 20-plus scoring games...Missed 25 games due to injury, 16 due to left knee tendinitis...**2006-07 (Nuggets):** Limited to just two games...Underwent successful microfracture surgery, right knee, on Nov. 15, 2006, missing the remainder of the regular season and the Playoffs...**2007-08 (Nuggets):** After playing in just two games the year before, averaged 12.4 points, 6.5 rebounds and career-high .538 FG pct. (11th in NBA) in 71 games, his high as a Nugget...**2008-09 (Nuggets):** Averaged 11.7 points with five 20-plus scoring games...**2009-10 (Nuggets):** Limited to 58 games (11.5 ppg, 9.4 rpg)...Missed 20 games due to left knee patella tendinitis...**2010-11 (Nuggets):** Averaged 8.6 points and 6.2 rebounds in 48 games (all starts)...Missed season's first 26 games (surgery, left knee patella tendon)...**2011-12 (Clippers):** Signed as a free agent with the Clippers on Feb. 3, 2012...Notched 5.2 ppg and 4.3 rpg over 22.4 mpg in 42 games off the bench (first and only season in his NBA career in which he didn't make at least one start)...Missed two games in March due to sore ribs.

As A Collegian: Four-year member of Cincinnati Bearcats with career averages of 11.0 points and 7.5 rebounds in 116 games...Named Conference USA Athlete of the Decade in 2005...Earned Conference USA Defensive Player of the Year honors each of his last three years at Cincinnati...Named consensus National Player of the Year as a senior in **1999-2000** (18.9 ppg, 9.7 rpg), earning The Associated Press, Wooden, Naismith, Robertson, NABC and U.S. Basketball Writers Association awards as well as consensus First Team All-America...Suffered a fractured fibula as a senior on Mar. 9, 2000 at Conference USA Tournament quarterfinals, forcing him to miss NCAA Tournament...AP Honorable Mention All-America as a junior in **1998-99**...As a sophomore in **1997-98**, recorded Cincinnati's first triple-double in 31 years with 24 points, 23 rebounds and 10 blocks vs. DePaul...His uniform No. 4 was retired by Cincinnati on Apr. 25, 2000.

Community Corner: Started the Kenyon Martin Foundation in 2008, which focuses on helping at-risk youth and teen moms and providing life-changing opportunities to underserved youth with an emphasis on the Denver, Dallas, and Cincinnati communities...Board member and active participant in the American Institute of Stuttering...Donated \$1,000 to Asian Tsunami relief efforts for every point he scored against San Antonio (26) on Jan. 8, 2005 and every rebound vs. Houston (10) on Jan. 9, 2005...Took part in the Nuggets Read to Achieve Kickoff with Anchor Center for the Blind at the Denver Zoo in 2004...Provided Thanksgiving meals to the Denver community...Took part in the Nuggets "Art of Sport" program, which encourages participation in visual arts in elementary schools...Participated in the "Eat Right" campaign, which promotes healthy eating habits for middle school students...Attended NBA Players Relief Game in Houston in September 2005, benefiting victims of Hurricane Katrina...Helped relief efforts by donating funds to the Greg Buckner Foundation's relief drive in Denver...Spoke at an assembly at Montbello HS in September 2006 as part of the school's "Pass on Violence" campaign...While with Nuggets, purchased tickets to every home game for less fortunate families...Spokesman for the March of Dimes.

Personal: Kenyon Lee Martin...Son of Lydia Moore and Paul Roby...Has one sister, Tamara...Has three children: sons Kenyon Jr. and Kamron and daughter Cierra Reign...Enjoys watching movies and playing video games in his spare time...Criminal justice major at Cincinnati...Two-time member of USA Basketball's men's team, winning gold in both the 2001 Goodwill Games in Australia and in the 2003 Olympic Qualifying Tournament in Puerto Rico.



Height: 6' 3"
Weight: 185 lbs.
Born: May 17, 1977
Río Tercero, Argentina

PABLO PRIGIONI

Jersey Number: 9
Years Pro: 1
Position: Guard

NBA REGULAR SEASON RECORD																							
Season	Team	G	Min	FGM	FGA	Pct.	3P	3PA	Pct.	FTM	FTA	Pct.	Off	Def	Tot	Ast	Stl	TO	Blk	Pts	RPG	APG	PPG
12-13	NYK	78	1263	100	220	.455	53	134	.396	22	25	.880	41	102	143	236	69	86	2	275	1.8	3.0	3.5

NBA PLAYOFFS RECORD																							
Season	Team	G	Min	FGM	FGA	Pct.	3P	3PA	Pct.	FTM	FTA	Pct.	Off	Def	Tot	Ast	Stl	TO	Blk	Pts	RPG	APG	PPG
12-13	NYK	11	230	17	43	.395	13	30	.433	2	4	.500	2	15	17	35	14	6	1	49	1.5	3.2	4.5

CAREER HIGHS																
Minutes	42	at CHB	Apr. 15, 2013	FTM	4	Done 2 times	Assists	9	Done 2 times							
FGM	5	Done 2 times	FTA	4	Done 2 times	Steals	4	at POR	Mar. 14, 2013							
FGA	10	vs. HOU	Dec. 17, 2012	Off. Reb.	3	Done 2 times	Turnovers	5	vs. CHI	Jan. 11, 2013						
3-Point FGM	9	vs. ATL	Jan. 27, 2013	Def. Reb.	5	Done 2 times	Blocked Shots	1	Done 2 times							
3-Point FGA	6	Done 3 times	Tot. Reb.	6	Done 2 times	Points	14	vs. HOU	Dec. 17, 2012							

As A Professional: First Argentine-born player in Knicks history, 26th international player in club annals...As a 35-year-old NBA rookie in 2012-13, averaged 3.5 points and 3.0 assists over 16.2 minutes in 78 games (18 starts)...Did not miss a regular season game due to injury in rookie season...Made NBA debut on Nov. 2, 2012 vs. Heat at age 35 years, 5 months and 16 days, becoming second-oldest player in League history to make his NBA debut. Charley Shipp of 1949-50 Waterloo Hawks (born Dec. 3, 1913) was just shy of 36 when he made NBA debut (Shipp played for more than a decade in the National League prior to Waterloo joining NBA in 1949)...Veteran of the Argentine and Spanish leagues, having played professionally since 1995...Played for Ramallo (1995-96), Belgrano (1996-98) and Obras Sanitarias (1998-99) of the Argentine League...Then played for Fuenlabrada (1999-2001), Alicante (2001-03), Caja Laboral (2003-09, 2012) and Real Madrid (2009-11) of the Spanish ACB and LEB Leagues...In final Euroleague season, averaged 7.3 points and 4.6 assists in 10 games (six starts) for Caja Laboral in 2012...Won Spanish National Championship in 2007-08, the King's Cup three times (2004, 2006, 2009) and Spanish Super Cup three times (2005, 2006, 2008)...Two-time All-Euroleague second team selection (2006, 2007)...Led Euroleague in assists in 2005-06 (6.2 apg)...Voted best point guard in the Spanish ACB League three times...Signed as a free agent by Knicks, Jul. 24, 2012. Became free agent, Jul. 1, 2013. Re-signed with NY, Jul. 10, 2013.

2012-13: Veteran of international play gave Knicks quality backcourt minutes throughout rookie season...Over 78 games (18 starts), Pablo averaged 3.5 points, 3.0 assists and shot .455 (100-220) over 16.2 minutes...Went 53-134 (.396) from Downtown and 22-25 FTA (.880)...Had five double-figure scoring games...Led Knicks in assists 18 times...Logged 20-plus minutes 22 times...Third on Knicks in games played (78), behind only Novak (81) and Smith (80)...Did not miss a regular season game due to injury; DNP (CD) four times...**Season Highs: Points: 14* (Dec. 17 vs. Houston); Assists: 9* (twice); Rebounds: 6* (twice)...On The Leader Boards: Ranked 18th overall in the NBA in assist-to-turnover ratio (2.74)...On the NBA Rookie Leader Board, ranked second in 3PT FG pct. (.396), trailing only teammate Chris Copeland, (.421), third in assists (3.0) and eighth in steals (0.88)...**Start Staff:** Started 18 games (**Knicks 16-2**) and averaged 4.1 points (74) and 3.4 assists (62) with 28-54 FGA (.519) over 21.7 mpg (390) as a starter...Started each of season's final 18 games (Mar. 18-Apr. 17), including each game of 13-game winning streak (Mar. 18-Apr. 9)...Started alongside Chris Copeland on Mar. 18, 2013 at Utah (first career NBA start); according to Elias Sports Bureau, marked first time in Knicks history NYK started two undrafted rookies in the same game since Elias began charting starters in 1970-71...**Key Games:** Scored season-high 14 points (5-10 FGA, 2-6 from Downtown) in loss to Rockets, Dec. 17...Had season-high nine assists twice in three-game span, on Dec. 28 at Sacramento and Jan. 3 vs. Spurs...Made first career NBA start with (3 pts, 3 ast, 20 min) in win at Utah, Mar. 18; first game of 13-game win streak...Logged season-high 42 starting minutes in loss at Charlotte (9 pts, 8 ast), Apr. 15...Suffered sprained right ankle in season finale win over Hawks, Apr. 17, and missed first game of '13 Playoffs vs. Boston.**

In The Playoffs: Averaged 4.5 points and 3.2 assists in NBA Playoff debut, going 17-43 FGA (.395) over 20.9 minutes in 11 games (10 starts)...Recorded 14 steals in 11 games (1.27 spg), including 11 in first round vs. Boston...Listed as inactive once (Game One vs. Boston, ankle)...Averaged 6.0 points with 8-19 (.421) from Downtown over 22.4 minutes in five games (all starts) vs. Celtics...Key factor in Game Six clincher at Boston with playoff high 14 points (4-6 from Downtown) and five rebounds in 23 minutes...Notched 3.2 ppg with 5-11 (.455) from Downtown over 19.7 mpg in six games (five starts) vs. Pacers...Key factor in Game Two win with 10 points (4-4 FGA, 2-2 from Downtown), four rebounds and four assists...Playoff high six assists in Games One and Six.

As An Olympian: Played for Argentina in 2008 and 2012 Summer Olympics...Averaged 3.9 ppg and 5.6 apg (third on Olympic leader board) with 9-27 FGA (.333) and 4-17 from three-point range (.235) over 25.4 mpg in seven games (five starts) at 2012 London Olympics...Missed one game (Aug. 6 loss to U.S.) due to kidney stones...Had a game-high seven assists with three points in bronze medal loss to Russia, Aug. 12...Averaged 7.1 points over eight games for Bronze medal-winning Argentina at 2008 Beijing Games.

Community Corner: Participated in NBA's Basketball Without Borders tour of Argentina in July 2013...Joined the rest of his teammates along with the Knicks coaching staff, alumni and a galaxy of A-list celebrities at the 14th annual Knicks Bowl presented by Unilever at Chelsea Piers, Feb. 11, 2013, the gala, star-studded event that has raised over \$2.2 million for the Garden of Dreams Foundation...Joined teammate Chris Copeland to visit the Chase branch at 3775 Riverdale Ave. on Mar. 19 as part of Knicks/Chase "Basketball in the Boroughs" program spotlighting The Bronx...Joined teammates and '73 legends Earl Monroe and Dick Barnett for Chase branch visits in Manhattan during April as part of Knicks/Chase "Basketball in the Boroughs" initiative.

Personal: Pablo Prigioni...Last name pronounced pri-gee-OH-nee...For the Argentine National Team, won a Gold medal at the 2011 FIBA Americas Championship, a Silver medal at the 2007 Americas Championship and a Bronze medal at the 2009 Americas Championship, in addition to Olympic Bronze in 2008...Represented Argentina in the 2006 and 2010 World Championships.

PABLO PRIGIONI



Dave Saffran, MSG Photos

IMAN SHUMPERT



Height: 6-5"
Weight: 220 lbs.
Born: Jun. 26, 1990
Oak Park, IL

Jersey Number: 21
High School:
Oak Park & River
Forest (Oak Park, IL)

College: Georgia Tech
Years Pro: 2
Position: Guard

NBA REGULAR SEASON RECORD

Season	Team	G	Min	FGM	FGA	Pct.	3P	3PA	Pct.	FTM	FTA	Pct.	Off	Def	Tot	Ast	Stl	TO	Blk	Pts	RPG	APG	PPG
11-12	NYK	59	1705	214	534	.401	48	157	.306	87	109	.798	42	144	186	164	101	111	8	563	3.2	2.8	9.5
12-13	NYK	45	996	109	275	.396	51	127	.402	36	47	.766	31	105	136	75	43	37	7	305	3.0	1.7	6.8
Totals		104	2701	323	809	.399	99	284	.349	123	156	.788	73	249	322	239	144	148	15	868	3.1	2.3	8.3

NBA PLAYOFFS RECORD

Season	Team	G	Min	FGM	FGA	Pct.	3P	3PA	Pct.	FTM	FTA	Pct.	Off	Def	Tot	Ast	Stl	TO	Blk	Pts	RPG	APG	PPG
11-12	NYK	1	19	0	2	.000	0	1	.000	0	0	---	0	1	1	0	1	1	0	0	1.0	0.0	0.0
12-13	NYK	12	337	41	100	.410	18	42	.429	12	14	.857	18	54	72	16	13	14	3	112	6.0	1.3	9.3
Totals		13	356	41	102	.402	18	43	.419	12	14	.857	18	55	73	16	14	15	3	112	5.6	1.2	8.6

CAREER HIGHS

Minutes	45 vs. CHI	Apr. 8, 2012	FTM	8 vs. UTA	Mar. 9, 2013	Assists	8	Done 2 times
FGM	10 vs. ORL	Mar. 28, 2012	FTA	10	Done 2 times	Steals	6 vs. GSW	Feb. 27, 2013
FGA	21 vs. ORL	Mar. 28, 2012	Off. Reb.	4 at PHO	Jan. 26, 2013	Turnovers	6 at MEM	Jan. 12, 2012
3-Point FGM	4	Done 5 times	Def. Reb.	8	Done 2 times	Blocked Shots	1	Done 15 times
3-Point FGA	10 vs. ORL	Mar. 28, 2012	Tot. Reb.	11 at CLE	Apr. 12, 2013	Points	25	Done 2 times

As A Professional: Currently in his third NBA season, has established himself as one of the game's top young talents on both ends of the floor...Earned 2011-12 NBA All-Rookie First Team honors, then made strong comeback in 2012-13 after knee injury suffered in opening game of '12 Playoffs...Over 104 career games (80 starts), has averaged 8.3 points, 3.1 rebounds, 1.38 steals and .399 shooting over 26.0 minutes...99-284 (.349) career from Downtown...Owns five career 20-plus scoring games...As a rookie, ranked seventh in NBA with 1.71 spg in 2011-12...Has started each of his last 62 regular season games (last time off the bench in regular season was on Mar. 24, 2012 vs. Pistons; 6 pts, 20 mins)...Standout rookie season was shortened by knee injury (torn left ACL and meniscus) suffered in Game One of first round Playoff series vs. Miami (Apr. 28, 2012)...Selected for 2012 Sprite Slam Dunk in Orlando; forced to withdraw due to injury...**Early-entry candidate in 2011 NBA Draft. Drafted by Knicks in first round (17th overall); signed on Dec. 11, 2011. Club exercised third-year option on Oct. 16, 2012.**

2012-13: Moved right into starting lineup after making belated season debut following knee injury suffered in 2012 Playoffs...Returned to action in mid-January and averaged 6.8 points and 3.0 rebounds with .396 shooting (109-275) over 22.1 minutes in 45 games (all starts)...Started each of the season's final 45 games...Went 51-127 (.402) from Downtown...**Season Highs: Points: 20 (Mar. 13 at Denver); Assists: 8* (Apr. 17 vs. Atlanta); Rebounds: 11* (Apr. 12 at Cleveland)**...Had nine double-figure scoring games and one 20-plus game...Played in 100th career NBA game on Apr. 11 at Chicago...Listed as inactive for season's first 37 games (Nov. 2-Jan. 13), while recovering from knee injury...One of four Knicks (Anthony, Felton, Chandler) who did not come off the bench at any point during season...**Key Games:** After missing season's first 37 games (knee), made season debut with eight points (3-7 FGA) in 15 minutes in win over Pistons at London's O2 Arena, Jan. 17...Recorded career-high six steals in win over Warriors, Feb. 27...Scored team-and-season high 20 points (8-10 FGA, 4-5 from Downtown) in loss at Denver, Mar. 13...Scored 18 points (7-10 FGA, 4-6 from Downtown) in Atlantic Division-clinching win over Wizards, Apr. 9...Career-high 11 rebounds in win at Cleveland, Apr. 12...Logged season-high 42 minutes (14 points) in loss at Charlotte, Apr. 15...Scored 18 points (7-11 FGA) with career-high-tying eight assists and seven rebounds in season finale win over Hawks, Apr. 17.

In The Playoffs: Started all 12 post-season games and averaged 9.3 points and 6.0 rebounds with .410 shooting (41-100) over 28.1 minutes...Went 18-42 (.429) from Downtown with team-high 18 3PT FG (tied with Smith)...Led Knicks in rebounds three times...Notched six double-figure scoring games, two double-figure rebound games and one double-double, with 13 steals in the 12 games...Key factor in first round with 9.0 ppg and 6.8 rpg with .452 shooting (19-42) over 28.5 mpg, starting all six games vs. Celtics...Had 11 steals in the six games, three double-figure scoring games and one double-double (12 points, career Playoff high 12 rebs in Game Four loss)...Headline performer in Game Six clincher with 17 points (6-9 FGA, 3-3 from Downtown), six rebounds and two steals. Authored perhaps game's biggest defensive play in fourth quarter, stealing Pierce pass and converting it into a fast break layup to halt Celtics' 20-0 run and give NY a 77-69 lead with 5:06 left...In East Semis vs. Pacers, had 9.7 ppg, 5.2 rpg and .379 shooting (22-58) over 27.7 mpg...Central figure in Knicks' comeback run in Game Six finale with Playoff career-high 19 points (6-10 FGA, 5-6 from Downtown) in 25 minutes (DQ), including three, 3PT FGM over 1:04 span in third quarter...Main cog in Knicks' 2013 Playoff run after suffering torn left ACL and meniscus in first career NBA Playoff game, Game One vs. Miami in 2012 (Apr. 28, 2012).

2011-12: NBA All-Rookie First Team...Season-long consistency in debut season earned him **2011-12 NBA All-Rookie First Team honors...**Over 59 games (35 starts), averaged 9.5 points, 3.2 rebounds, **1.71 steals (seventh in NBA)** and shot .401 over 28.9 minutes...Went 48-157 (.306) from Downtown...Led Knicks in scoring twice, assists eight times...Recorded four 20-plus scoring games...**Scored a career-high 25 points twice, in consecutive games (Mar. 28 vs. Orlando, Mar. 30 at Atlanta), going 19-35 FGA (.543) in the two games...**Missed seven regular season games due to injury: four in season's opening weeks (Dec. 28-Jan. 2) with sprained right MCL suffered on Opening Night, Dec. 25 vs. Celtics; three in February (Feb. 20-23) with left patella tendinitis. Suffered season-ending knee injury in first game of first round Playoff loss to Miami...Picked for Sprite Slam Dunk at NBA All-Star 2012 in Orlando, but forced to withdraw due to left patella tendinitis...**Ranked seventh in NBA with 1.71 spg;** first Knick ranked in NBA Top 10 in steals since Mark Jackson in Rookie of the Year season of 1987-88 (sixth, 2.50 spg). Raymond Felton, traded in mid-season from Knicks to Denver, ranked eighth in 2010-11 (1.67)...Finished 15th in NBA in steals-per-turnover ratio (0.91)...**Among NBA rookies,** finished second in steals (1.71 spg, to Minnesota's Ricky Rubio at 2.22), ninth in scoring (9.5), eighth in assists (2.8), sixth in free throw percentage (.798 on 87-109) and fifth in minutes per game (28.9)...In 35 starts, averaged 9.7 points (339), 3.4 rebounds (118) and 1.69 steals (59) over 32.0 minutes (1,121)...Clutch figure off the bench in win at Toronto, Feb. 14, with eight points and four steals in 27 minutes. Made perhaps game's key defensive play: steal on Jose Calderon and subsequent fast break dunk with 1:28 left to pull NY within three (87-84) during Knicks' game-winning 13-1 rally in final 3:57...Standout effort in ABC Easter OT win over Bulls, Apr. 8, with 15 points (5-14 FGA), season-high nine rebounds, six assists and four steals in career-high 45 starting minutes...First career NBA Playoff appearance was cut short when he suffered **tor left ACL and meniscus in third quarter of Game One loss at Miami, Apr. 28, 2012,** and was sidelined for remainder of Playoffs.

As A Collegian: Averaged 12.7 points, 4.2 assists and 4.5 rebounds with .396 shooting over 31.3 minutes in 92 games (91 starts) in three seasons at Georgia Tech...Ended his college career ranked 11th on Georgia Tech's career list in assists (382) and fourth in steals (207)...Went 111-364 (.305) from three-point range...Fourth player in ACC history to lead his team in scoring (career-high 17.3), rebounding (5.9), assists (3.5) and steals (2.74) as a junior...All-ACC Second Team and ACC All-Defensive as a junior...ACC All-Freshman Team honoree in 2009, leading the conference in steals (2.06 spg)...Had 14 career 20-plus scoring games, with career high 30 points twice, both vs. North Carolina on the same date (Jan. 16, 2010, Jan. 16, 2011)...Notched triple-double on Jan. 25, 2011 vs. Virginia Tech (22 pts, career-high 12 reb, 11 ast; along with career-high seven steals)...Career-high 12 assists on Dec. 3, 2008 vs. Penn State...In sophomore season, missed six games due to arthroscopic surgery to repair damaged meniscus, right knee, on Dec. 3, 2009.

Community Corner: Joined the rest of his teammates along with the Knicks coaching staff, alumni and a galaxy of A-list celebrities at the 14th annual Knicks Bowl presented by Unilever at Chelsea Piers, Feb. 11, 2013, the gala, star-studded event that has raised over \$2.2 million for the Garden of Dreams Foundation...Joined teammates to host a clinic for 100 children to celebrate NBA FIT Live Healthy Week in conjunction with Garden of Dreams Foundation, Jan. 30, 2012 at MSG Training Center...Joined the rest of his teammates to celebrate the holidays with 150 Garden of Dreams Children at the GDF Holiday Launch party at MSG Training Center, Dec. 19, 2011...Joined Knicks legends Walt Frazier, John Starks and Earl Monroe and teammates at Knicks' Home for the Holidays Youth Clinic presented by Chase at Trinity High School in Manhattan on Dec. 20, 2011 through Garden of Dreams Foundation.

Personal: Iman Asante Shumpert...First name is pronounced ee-MON...Made the Dean's List during the fall '10 semester at Georgia Tech...Majored in sociology...Son of Odis and L'Tanya Shumpert...Mother is an adjunct professor of art and design at Columbia College in Chicago, father is an insurance broker...Plays with the mentality that it is embarrassing to be scored on, which was instilled in him at a young age when playing with his three brothers...Interests include creative writing and broadcast journalism...McDonald's All-American and Third-Team Parade magazine All-American as a high school senior, averaging 15.3 points...Grew from 5-foot-7 as a freshman to 6-foot-2 as a sophomore.



IMAN SHUMPERT

Jesse D. Garrabrant, NBAE/Getty Images

J.R. SMITH

Height: 6-6" Jersey Number: 8 Years Pro: 9
 Weight: 220 lbs. High School: Position: Guard
 Born: Sep. 9, 1985 Saint Benedict's
 Freehold, NJ Prep (Newark, NJ)



NBA REGULAR SEASON RECORD

Season	Team	G	Min	FGM	FGA	Pct.	3P	3PA	Pct.	FTM	FTA	Pct.	Off	Def	Tot	Ast	Stl	TO	Blk	Pts	RPG	APG	PPG
04-05	NOH	76	1859	295	748	.394	81	281	.288	111	161	.689	39	113	152	142	55	109	11	782	2.0	1.9	10.3
05-06	NOH/OKC	55	989	144	366	.393	52	140	.371	83	101	.822	19	91	110	58	37	54	4	423	2.0	1.1	7.7
06-07	DEN	63	1471	284	644	.441	149	382	.390	102	126	.810	30	113	143	91	49	85	9	819	2.3	1.4	13.0
07-08	DEN	74	1421	311	674	.461	157	390	.403	128	178	.719	43	109	152	128	62	112	12	907	2.1	1.7	12.3
08-09	DEN	81	2245	424	950	.446	180	453	.397	205	272	.754	43	254	297	227	78	150	14	1233	3.7	2.8	15.2
09-10	DEN	75	2076	428	1033	.414	158	467	.338	142	201	.706	28	206	234	183	99	139	20	1156	3.1	2.4	15.4
10-11	DEN	79	1968	341	784	.435	124	318	.390	163	221	.738	45	277	322	175	92	100	16	969	4.1	2.2	12.3
11-12	NYK	35	967	165	405	.407	67	193	.347	39	55	.709	29	107	136	84	54	46	6	436	3.9	2.4	12.5
12-13	NYK	80	2678	527	1249	.422	155	436	.356	237	311	.762	64	361	425	218	100	134	24	1446	5.3	2.7	18.1
Totals		618	15674	2919	6853	.42611233060	.367	1210	1626	.744	340	1631	1971	1306	626	929	116	8171	3.2	2.1	13.2		

NBA PLAYOFFS RECORD

Season	Team	G	Min	FGM	FGA	Pct.	3P	3PA	Pct.	FTM	FTA	Pct.	Off	Def	Tot	Ast	Stl	TO	Blk	Pts	RPG	APG	PPG
06-07	DEN	4	47	6	22	.273	0	12	.000	6	6	1.000	1	8	9	2	4	3	1	18	2.3	0.5	4.5
07-08	DEN	4	108	23	43	.535	7	22	.318	20	24	.833	1	6	7	7	4	5	0	73	1.8	1.8	18.3
08-09	DEN	16	435	88	194	.454	38	106	.358	25	46	.543	11	42	53	45	17	26	4	239	3.3	2.8	14.9
09-10	DEN	6	159	21	57	.368	11	31	.355	14	16	.875	5	18	23	10	4	6	2	67	3.8	1.7	11.2
10-11	DEN	5	76	16	45	.356	9	21	.429	8	11	.727	1	9	10	5	2	8	0	49	2.0	1.0	9.8
11-12	NYK	5	175	24	76	.316	5	28	.179	8	8	1.000	2	11	13	11	6	11	1	61	2.6	2.2	12.2
12-13	NYK	11	351	54	163	.331	18	66	.273	31	43	.721	6	46	52	15	11	20	5	157	4.7	1.4	14.3
Totals		51	1351	232	600	.387	88	286	.308	112	154	.727	27	140	167	95	48	79	13	664	3.3	1.9	13.0

CAREER HIGHS

Minutes	43	Done 2 times	FTM	12 vs. MEM	Mar. 27, 2013	Assists	9 at ORL	Apr. 5, 2012
FGM	15	Done 3 times	FTA	13 vs. MEM	Mar. 27, 2013	Steals	5	Done 6 times
FGA	29	Done 2 times	Off. Reb.	6 at IND	Apr. 3, 2012	Turnovers	6	Done 4 times
3-Point FGM	11 vs. SAC	Apr. 13, 2009	Def. Reb.	11	Done 2 times	Blocked Shots	3 at TOR	Jan. 16, 2005
3-Point FGA	18 vs. SAC	Apr. 13, 2009	Top. Reb.	14 at CHI	Apr. 11, 2013	Points	45 vs. SAC	Apr. 13, 2009

As A Professional: NBA's reigning Sixth Man of the Year is currently in his third season as a Knick, 10th NBA campaign overall...Knickers are his third team, following two years with Hornets and five with Nuggets...One of the game's premier sixth men over the past decade, with career averages of 13.2 points with .426 shooting over 25.4 minutes in 618 games (130 starts)...Long-range game-changer is 1,123-3,060 (.367) career from Doughton, with six 100-plus home run seasons over the last seven years...Nuggets' all-time career leader in 3PT FGM (768) and is the only player in NBA history to record more than one game with 10-plus 3PT FGM...Has averaged 10-plus points in eight of his nine NBA seasons, with career-high 18.1 for NYK in 2012-13...Owns four 40-plus scoring games, all with Nuggets (career high 45 points vs. Kings, Apr. 13, 2009)...Authored two game-ending, game-winning shots for Knicks in 2012-13, becoming first Knick to accomplish the feat since stat was recorded going back to 1980...Excluding shortened 2011-12 season, has appeared in at least 74 games in each of last five full seasons (has not missed a game due to injury since joining Knicks)...Has made just one start since joining Knicks: on Mar. 9, 2012 at Milwaukee (3 pts, 18 mins)...Has participated in NBA Slam Dunk Contest twice (third in 2005 at Denver, third in 2009 at Phoenix)...2005 Western Conference Rookie of the Month three times with Hornets in 2004-05 (January, February, March)...Has won one Eastern Conference Player of the Week award with NYK (week ending Mar. 31, 2013)...Has appeared in the NBA Playoffs in each of the last seven seasons, with 13.0 ppg and 88-286 (.308) from Doughton in 51 career Playoff games (all off the bench)...Helped lead Nuggets to 2009 West Finals.

Career Transactions: Drafted out of high school by New Orleans in first round (18th overall) of 2004 NBA Draft. Traded to Chicago with P.J. Brown for Tyson Chandler, Jul. 13, 2006. Traded to Denver for Howard Easley and two 2007 second round draft picks, Jul. 20, 2006. Became free agent, Jul. 1, 2011; signed with Knicks, Feb. 17, 2012, re-signed, Jul. 11, 2012. Became free agent, Jul. 1, 2013; re-signed, Jul. 11, 2013.

2012-13 (Knicks): KIA NBA Sixth Man of the Year...Forged season-long success story climaxed by KIA NBA Sixth Man of the Year award, as he emerged as arguably the League's most lethal and consistent off-the-bench threat...J.R. appeared in 80 games (all off the bench) and averaged career-high 18.1 points (18th in NBA), 5.3 rebounds and 2.7 assists with .422 (527-1,249) overall shooting over 33.5 minutes...Went 155-436 (.356) from Doughton...Second on Knicks in games played (80) to Novak's 81...Season Highs: Points: 37 (Mar. 29 vs. Charlotte); Assists: 8 (Mar. 13 at Denver); Rebounds: 14* (Apr. 11 at Chicago)...Sixth Man: Named KIA NBA Sixth Man of the Year, outpacing Clippers' Jamal Crawford, 484-352 in national media balloting...Had 72 first place votes to Crawford's 31...Became third Knick in club history to win Sixth Man honors, joining Anthony Mason (1994-95) and John Starks (1996-97)...The Season: Led Knicks in scoring 16 times, rebounds 11 times, assists 10 times...Had a League-leading 29 20-plus scoring games off the bench (tied with Clippers' Crawford), including seven 30-plus efforts...Double-digit scoring in 70 of his 80 games...Recorded eight



Kent Smith, NBAE/Getty Images

point-rebound double-doubles...Connected on NY season-high 19 straight FTA, Mar. 23-27...Logged 40-plus minutes seven times...Notched career highs in total minutes (2,678), total points (1,446), total rebounds (425) and scoring average (18.1)... Had three straight 30-plus games off the bench, Mar. 26-29, with 34.7 ppg (104), becoming first NBA player to have three straight 30-plus off the bench since Bucks' Ricky Pierce in 1990...Ejected twice in regular season (Feb. 20 at Indiana, Mar. 11 at Golden State) and once during Playoffs (Game Three of first round vs. Boston)...Did not play (non injury-related) in regular season's last two games...**The Downtown Story: Went 155-436 (.356) from Downtown**, his sixth 100-plus home run season in last seven years...Had seven four-homer games, four five-homer games, two six-homer games, and nailed a season-high seven three-pointers on Feb. 2 vs. Kings...Recorded fifth career four-point play (3PT FGM+FTM) on Mar. 17 at Clippers (:23.8 left, third quarter, fouled by Matt Barnes)...Nailed 1,000th career three-point FG on Dec. 15 vs. Cavs....**That Was The Week That Was: Named Eastern Conference Player of the Week for the period ending Mar. 31**...Averaged 29.8 points (119) with 39-72 FGA (.542) and 6-13 (.462) from Downtown during Knicks' 4-0 week...First career POTW award; shared honor with West winner Al Jefferson of Utah...Scored 30-plus points off the bench in three straight games, becoming first NBA player to do it since Bucks' Ricky Pierce in 1990. Third game of string was **season-high 37 points (12-18 FGA, 2-2 from Downtown, 11-12 FTA)** in win over Bobcats, Mar. 29. Combined with Anthony (32) for Knicks' first 30-30 scoring pair since Mar. 30, 2011 vs. New Jersey (Anthony 39, Billups 33)...**Key Games:** Logged career-high-tying 43 minutes in loss at Sacramento, Dec. 28 (28 points)...Game-high 24 points in loss to Celtics, Jan. 7, despite fourth-quarter collision with Celts' Avery Bradley that resulted in forehead cut that required 11 stitches...Game-high 25 points (10-29 FGA) in loss at Indiana, Jan. 10. Notched career-high 29 FGA...Nailed game's biggest shot in win at Boston, Jan. 24: three-point bomb with 1:11 left to give NYK a five-point lead in eventual 89-86 win that snapped 11-game regular season losing streak in Beantown. Had gone 2-15 FGA prior to game-clinching shot (had 9 points)...**Game-high 25 points (season-high 7-14 from Downtown) in rout of Kings, Feb. 2**...Poured in game-high 36 points (14-29 FGA) in loss to Thunder, Mar. 7. Tied career high with 29 FGA...Season-high eight assists in loss at Denver, Mar. 13...Game-high 35 points (10-18 FGA, 12-13 FTA) in win over Grizzlies, Mar. 27. Set single-game career highs for FTM (12) and FTA (13)...Scored 30 points with 10 rebounds in win over Bucks, Apr. 5, combining with Anthony (41) for 71 of Knicks' 101 points...Main cog in ABC win at Oklahoma City with 22 points, seven rebounds and four assists, Apr. 7. Nailed the game's two biggest shots late in the fourth quarter: step-back jumper with 1:30 left (117-113 NYK) and 28-foot three-point bomb to beat the shot clock with :56.8 left (120-113)...**Hauled in a career-high 14 rebounds** with 28 points in OT loss at Chicago that snapped 13-game winning streak, Apr. 11...**Postscript:** Became free agent, Jul. 1, 2013; re-signed with Knicks, Jul. 11, 2013...**Underwent patella tendon surgery and an arthroscopy for a tear in the lateral meniscus, left knee, on Jul. 15, 2013, performed by Dr. Answorth Allen at the Hospital for Special Surgery in New York.**

In The Playoffs: Averaged 14.3 points (second on team to Anthony's 28.8) over 31.9 minutes, coming off the bench in 11 post-season games...Went 18-66 (.273) from Downtown; team-high 18 3PT FG (tied with Shumpert)...Double-figure scoring in nine of his 11 games; connected from Downtown in 10 of his 11 contests...Averaged 15.2 points on 28-73 FGA (.384) in five games in first round vs. Boston...Series-high 19 points (7-15 FGA) in Game Two win...Had 15 points (6-12 FGA) in Game Three before he was ejected (Flagrant Foul 2) with 7:06 left in fourth quarter; suspended by NBA for Game Four (Apr. 28 at Boston)...Had 13 points and seven rebounds in Game Six clincher...Averaged 13.5 points (second on team to Anthony's 28.5) in six games in East Semis vs. Pacers...Series-high 19 points in Game Four...Double-double effort in Game Six finale with 15 points and team- and Playoff career-high 10 rebounds.

Downtown: One of the League's premier three-point artists with 1,123-3,060 (.367) career from Downtown...Has recorded six career 100-plus home run seasons (all in last seven seasons), with career-high 180 in 2008-09 for Denver...Entered 2013-14 season 21st among active players in 3PT FGM (1,123)...**Only player in NBA history to record more than one regular season game with 10-plus three-point FGM:** Had 11 3PT FGM (one shy of League single-game mark) on Apr. 13, 2009 vs. Sacramento in 45-point game; had 10 3PT FGM on Dec. 23, 2009 vs. Atlanta...Tied NBA mark with eight three-pointers in a half, Feb. 22, 2008 at Chicago and again on Mar. 12, 2011 (mark broken by Deron Williams' nine on Mar. 8, 2013)...Ranked fifth in NBA with 180 3PT FGM for Nuggets in 2008-09, ninth with 159 in 2009-10...Has recorded seven three-pointers in a half five times in his career (three times with Nuggets, twice with Knicks)...Has recorded seven three-pointers in a quarter three times (last on Mar. 12, 2011 for Nuggets vs. Detroit)...Single-game three-point high as a Knick is seven, three times (Mar. 14, 2012 vs. Portland; Apr. 17, 2012 vs. Boston; Feb. 2, 2013 vs. Sacramento)...**Owens five career four-point plays (last on Mar. 17, 2013 at Clippers).**

Captain Late: During the 2012-13 season, authored a pair of game-ending, buzzer-beating game-winning shots, on Dec. 5 at Charlotte and Dec. 26 at Phoenix...Became first Knick ever to have **two** game-ending, game-winning shots in one season since list compiled back to 1980...On Dec. 5, 2012, drilled an 18-foot step-back jumper from the left wing at the buzzer to lift Knicks to come-from-behind, 100-98 win at Charlotte; Knicks' first game-winning buzzer-beater since Steve Francis at Washington, Mar. 10, 2007...On Dec. 26, 2012, nailed a twisting, 21-foot jumper from the left baseline at the buzzer to give NYK last-ditch 99-97 win at Phoenix, capping a 27-point night.

Among The All-Time Nuggets: Went 768-2,010 (.382) from Downtown in five seasons with Nuggets...Nuggets' all-time franchise leader in both 3PT FGM (768) and 3PT FGA (2,010)...His career .382 3PT pct. is third on all-time Nuggets list behind Chauncey Billups (.392) and Dale Ellis (.388), minimum 150 3PT FGM...Nailed 180 three-pointers in 2008-09, the second-best single-season mark in Denver history (Dale Ellis 192 in 1996-97)...Owens Nuggets' single-game mark with 11 3PT FGM (one shy of NBA record) on Apr. 13, 2009 vs. Sacramento in 45-point game.

Career Highlights: 2006-07: In first season in Denver, missed eight games (Feb. 23-Mar. 11) while recovering from arthroscopic surgery, left knee...Served 10-game NBA suspension, Dec. 18-Jan. 8, in aftermath of Knicks-Nuggets melee at MSG, Dec. 16, 2006...**2007-08:** Established career highs for field goal percentage (.461) and 3PT pct. (.403)...**2008-09:** Averaged 15.2 points over 81 games (18 starts) and finished second in voting for NBA Sixth Man of the Year award won

by Dallas' Jason Terry...Career-high 180-453 (.397) from Downtown, second-highest 3PT FGM mark in Nuggets history...**Scored a career-high 45 points (13-22 FGA, 11-18 from Downtown) on Apr. 13, 2009 vs. Kings**...Notched 14.9 ppg over 16 Playoff games to help lead Nuggets to West Finals...**2009-10:** Season high 41 points (10-17 from Downtown) on Dec. 23, 2009 vs. Hawks, becoming first NBA player ever to record multiple games of 10-plus 3PT FGM...Suspended seven games, Oct. 28-Nov. 7...**2010-11:** Season high 31 points vs. Pistons, Mar. 12, 2011...**2011-12:** Signed with Knicks as a free agent on Feb. 17, 2012...Averaged 12.5 points (fourth on team) with .407 shooting over 27.6 minutes in 35 games (one start)...Signed with Knicks after starting season with Zhejiang of Chinese Basketball Association...Recorded six 20-plus scoring games (all off the bench)...From Downtown, had **two seven-homer games** (Mar. 14 vs. Blazers, Apr. 17 vs. Celtics). In **both** of his seven-homer games, connected for seven three-pointers in one half (second half on Mar. 14, first half on Apr. 17), to tie all-time Knicks record for most 3PT FGM in a half (also by John Starks vs. Miami on Nov. 22, 1993 and Shawne Williams at Utah on Jan. 12, 2011)...**Made his only start as a Knick on Mar. 9, 2012 at Milwaukee (3 pts, 1-3 FGA, 18 mins)**...Dished off a career-high nine assists on Apr. 5 at Orlando...Game-high 23 points (7-14 from Downtown) in win over Blazers in Mike Woodson's debut as head coach, Mar. 14, 2012. Tied Knicks record with seven three-pointers in a half, the first of two times he'd accomplish the feat...Ejected (Flagrant Foul 2) in loss at Indiana, Apr. 3 (foul later downgraded to Flagrant 1)...Season-high 25 points (8-16 FGA, 7-10 from Downtown) in win over Celtics, Apr. 17. Nailed seven three-pointers in first half to tie Knicks club record for second time this season...In the 2012 Playoffs, averaged 12.2 points (third on team) over 35.0 mpg off the bench in the five games vs. Heat...Went 8-8 FTA and led 2012 NBA Playoff leader board in FT pct. (1.000, tied with Jazz' Gordon Hayward, 16-16 FTA, 1.000)...Scored a team- and series-high 17 points in Game One lct at Miami.

Community Corner: Extremely active in Knicks' community efforts...Joined the rest of his teammates along with the Knicks coaching staff, alumni and a galaxy of A-list celebrities at the 14th annual Knicks Bowl presented by Unilever at Chelsea Piers, Feb. 11, 2013, the gala, star-studded event that has raised over \$2.2 million for the Garden of Dreams Foundation...Joined teammates and Knicks legends John Starks, Larry Johnson and John Wallace to visit Chase branches in Staten Island in January as part of season-long Knicks/Chase Basketball in the Boroughs community initiative...Joined teammates to "Show Kids NY" by hosting 20 children from WHEDco, a Garden of Dreams partner organization, for a sweet NYC adventure at Dylan's Candy Bar, Feb. 28, 2012...While playing in New Orleans, funded two adult literacy scholarships through HANO and was on hand for the ribbon-cutting of the Pecan Grove Resource Center...Funded a Kids Café site with his proceeds from the 2009 Slam Dunk Contest...Started the J.R. Smith Foundation, which helps kids get accepted into St. Benedict's Prep and assisted victims of Hurricane Katrina.

Personal: Earl Smith III, known as J.R....Son of Ida and Earl Smith...Has three brothers and two sisters (younger brother Chris played at Manhattan and Louisville and on Knicks' Summer League teams in 2012 and 2013, earning training camp invite in 2012 and 2013)...Has two daughters, Demi and Peyton...Starred in Sean Paul and Kelly Rowland's music video "How Deep Is Your Love" in fall 2012...Honored guest at Fabolous' 35th birthday party gala at WIP, Nov. 18, 2012...Inspiration for hit single "So Right" by Milford Jerome as performed by Kidding on the Square, released in spring 2013...Played football and baseball in high school...Named MVP of McDonald's High School All-American game in 2004...Named McDonald's High School All-American in 2004...Dedicated golfer.

AMAR'E STOUDEMIRE

Height: 6-11" Jersey Number: 1 Years Pro: 11
 Weight: 245 lbs. High School: Cypress Creek HS
 Born: Nov. 16, 1982 Lake Wales, FL (Orlando, FL) Position: Forward



NBA REGULAR SEASON RECORD																							
Season	Team	G	Min	FGM	FGA	Pct.	3P	3PA	Pct.	FTM	FTA	Pct.	Off	Def	Tot	Ast	Stl	TO	Blk	Pts	RPG	APG	PPG
02-03	PHO	82	2570	392	830	.472	2	10	.200	320	484	.661	250	471	721	78	62	189	87	1106	8.8	1.0	13.5
03-04	PHO	55	2025	411	865	.475	1	5	.200	310	435	.713	157	339	496	78	64	177	89	1133	9.0	1.4	20.6
04-05	PHO	80	2889	747	1336	.559	3	16	.188	583	795	.733	219	494	713	131	77	189	130	2080	8.9	1.6	26.0
05-06	PHO	3	50	9	27	.333	0	1	0.000	8	9	.889	6	10	16	2	1	1	3	26	5.3	0.7	8.7
06-07	PHO	82	2689	607	1055	.575	0	3	0.000	457	585	.781	222	564	786	84	78	232	110	1671	9.6	1.0	20.4
07-08	PHO	79	2677	714	1211	.590	5	31	.161	556	691	.805	178	541	719	118	64	174	163	1989	9.1	1.5	25.2
08-09	PHO	53	1948	404	749	.539	3	7	.429	323	387	.835	116	314	430	104	49	150	57	1134	8.1	2.0	21.4
09-10	PHO	82	2838	704	1264	.557	1	6	.167	487	632	.771	230	502	732	82	52	213	83	1896	8.9	1.0	23.1
10-11	NYK	78	2870	744	1482	.502	10	23	.435	473	597	.792	198	438	636	202	71	250	150	1971	8.2	2.6	25.3
11-12	NYK	47	1543	316	654	.483	5	21	.238	186	243	.765	106	261	367	52	38	112	45	823	7.8	1.1	17.5
12-13	NYK	29	682	154	267	.577	0	0	---	105	130	.808	60	85	145	13	10	50	21	413	5.0	0.4	14.2
Totals		670	22781	5202	9740	.534	30	123	.244	3808	4988	.763	1742	4019	5761	944	566	1737	938	14242	8.6	1.4	21.3

NBA PLAYOFFS RECORD																								
Season	Team	G	Min	FGM	FGA	Pct.	3P	3PA	Pct.	FTM	FTA	Pct.	Off	Def	Tot	Ast	Stl	TO	Blk	Pts	RPG	APG	PPG	
02-03	PHO	6	203	34	65	.523	1	1	1.000	16	28	.571	16	31	47	7	10	19	9	85	7.8	1.2	14.2	
04-05	PHO	15	601	153	284	.539	0	3	0.000	143	183	.781	60	100	160	18	10	47	30	449	10.7	1.2	29.9	
05-06	PHO																							
06-07	PHO	10	343	91	174	.523	1	3	.333	70	91	.769	30	91	121	6	13	19	19	253	12.1	0.6	25.3	
07-08	PHO	5	204	48	99	.485	1	4	.250	19	30	.633	15	30	45	2	7	14	12	116	9.0	0.4	23.2	
09-10	PHO	16	584	124	239	.519	0	0	0.000	107	142	.754	46	60	106	18	11	40	24	355	6.6	1.1	22.2	
10-11	NYK	4	134	21	55	.382	0	0	---	16	24	.667	11	20	31	7	1	12	3	58	7.8	1.8	14.5	
11-12	NYK	4	139	20	36	.556	0	0	---	21	28	.750	8	18	26	3	5	12	1	61	6.5	0.8	15.3	
12-13	NYK	4	33	5	13	.385	1	1	1.000	4	4	1.000	4	5	9	0	0	3	0	15	2.3	0.0	3.8	
Totals		64	2241	496	965	.514	4	16	.250	396	530	.747	190	355	545	61	57	166	98	1392	8.5	1.0	21.8	

NBA ALL-STAR RECORD																			
Season	Team	Min	FGM	FGA	Pct.	3P	3PA	Pct.	FTM	FTA	Pct.	Off	Def	Tot	Ast	Stl	TO	Blk	Pts
2005	PHO	20	3	11	.273	0	0	---	0	2	.000	4	5	9	2	1	1	0	6
2007	PHO	21	14	22	.636	0	1	0.000	1	1	1.000	6	3	9	3	1	1	2	29
2008	PHO	23	8	11	.727	1	2	.500	1	3	.333	0	5	5	0	1	1	1	18
2009	PHO	25	7	10	.700	0	0	---	5	6	.833	3	3	6	0	0	2	0	19
2010	PHO	20	5	10	.500	0	0	---	2	2	1.000	3	7	10	0	1	2	0	12
2011	NYK	28	11	20	.550	1	2	.500	6	6	1.000	3	3	6	2	0	1	1	29
Totals		137	48	84	.571	2	5	.400	15	20	.750	19	26	45	7	4	8	4	113

CAREER HIGHS									
Minutes	54 at DET	Nov. 28, 2010	FTM	20 vs. HOU	Mar. 22, 2008	Assists	8	Done 2 times	
FGM	20 vs. POR	Jan. 2, 2005	FTA	23 at NYK	Jan. 25, 2005	Steals	6	Done 2 times	
FGA	32 vs. CLE	Mar. 4, 2011	Off. Reb.	11	Done 2 times	Turnovers	11 at WAS	Dec. 10, 2010	
3-Point FGM	2	Done 3 times	Def. Reb.	17 vs. NOH	Feb. 6, 2008	Blocked Shots	10 vs. UTA	Feb. 7, 2004	
3-Point FGA	3	Done 2 times	Tot. Reb.	23 vs. SAS	Feb. 1, 2007	Points	50 vs. UTA	Jan. 2, 2005	

As A Professional: Co-captain is senior Knick in terms of continuous service, currently in fourth season in NY...Arrival of six-time NBA All-Star in summer 2010 ignited Knicks' renaissance which has resulted in three straight Playoff appearances and 2013 Atlantic Division title...Currently in 12th pro season...**Five time All-NBA selection (First Team in 2007, Second Team in 2005, 2008, 2010 and 2011)...****Six-time NBA All-Star (2005, 2007, 2008, 2009, 2010, 2011), with three starts (2009, 2010, 2011)...****got milk? NBA Rookie of the Year and All-Rookie First Team in 2002-03...**Owns career averages of 21.3 points, 8.6 rebounds, 1.40 blocks and .534 shooting over 670 games (624 starts)...**Has authored 18 career 40-plus scoring games (15 for Suns, three for Knicks), one 50-plus game (career-high 50 vs. Blazers, Jan. 2, 2005) and six 20-plus rebound games...**Has four career 20/20 games, one 30/20 game and 11 40/10 games...**Enters the 2013-14 season seventh among active players in FG pct. (.534; minimum 2,000 FGM), and eighth among actives in scoring average (21.3)...**Has ranked among **NBA Top 10 in FG pct. in four of the last seven seasons, NBA Top 10 in scoring in four of last nine seasons...**In 2012-13, scored 14.2 ppg in 29 games off the bench after starting each of his prior 417 regular season games...Authored a streak of 137 consecutive double-figure scoring games, snapped on Jan. 12, 2012 at Memphis (6)...Scored 30-plus points in a Knicks club record nine straight games in 2010-11...**On all-time Suns career lists, is third in rebounds (4,613), third in FTM (3,044), third in FTA (4,018), fourth in scoring average (21.4) and fifth in blocks (722)...****All-time Suns leader with 15 40-plus scoring games...**Two-time NBA Western Conference Player of the Month (April 2005, March 2010), eight-time Player of the Week (six West, two East)...Played in 2003 and 2004 Rookie Challenge at NBA All-Star Weekend (MVP of 2004 Game)...Has participated in two NBA Slam Dunk contests (third in 2003 at Atlanta, second to Atlanta's Josh Smith in 2005 at Denver)...Underwent surgery on both knees in 2005-06 (played in three games), eye surgery in 2008-09 (53 games); knee debridements in 2012-13 (29 games)...Has averaged 21.8 points in 64 post-season games (60 starts), appearing in two Western Conference Finals for Suns (injured for Suns' run to West Finals in 2006). Has four career 40-plus playoff scoring games...Won bronze medal as member of Team USA at 2004 Athens Olympics...**Early Entry candidate out of high school in 2002 NBA Draft; selected by Phoenix (ninth overall). Only high school selection in '02 Draft...**Acquired by Knicks via sign-and-trade, Jul. 9, 2010.



AMAR'E STOUDEMIRE

Elsa, Getty Images

2012-13 (Knicks): Co-captain had emerged as game-changing force off the bench when his year was cut short in early March by second knee debriement of season...Appeared in 29 games (all off the bench) and averaged 14.2 points and 5.0 rebounds with .577 shooting (154-267) over 23.5 minutes...Shot .808 (105-130) from the line...**Season Highs: Points: 22 (three times); Assists: 2 (twice); Rebounds: 9 (twice)**...Notched six 20-plus scoring games off the bench (season-high 22 points, three times)...Recorded double-figure points in 24 of his 29 games, including each of his last eight (134 points, 16.8 ppg)...Went 10-10 FGA (one shy of Knicks mark) for 21 points on Feb. 2 vs. Kings...Had come off the bench just 17 times in his NBA career prior to doing so in all 29 games in 2012-13...Scored 14,000th career point on Feb. 1 vs. Bucks...**The Knees:** Season's start was delayed following **left knee debriement, performed on Oct. 13, 2012**...Missed season's first 30 games, Nov. 11-Dec. 28, then appeared in 29 straight contests from Jan. 1-Mar. 7...**Underwent right knee debriement on Mar. 11, performed by Dr. Ainsworth Allen**, and missed the remainder of the regular season (missed a total of 53 games due to injury)...As part of early-season rehab, was assigned to Erie of the NBA D-League on Dec. 18, recalled on Dec. 21 (did not play for Erie)...**Key Games:** Made belated season debut with six points in 17 bench minutes in loss to Blazers, Jan. 1. **Snapped a string of 417 consecutive regular season starts, coming off the bench for the first time since Nov. 4, 2006 for Suns at Clippers (11 mins, 2 pts, 1 reb)**...Key figure in win at Boston, Jan. 24, with 15 points and season-high nine rebounds as Knicks snapped 11-game regular season losing streak in Newtown...Went 10-10 FGA en route to 21 points in rout of Kings, Feb. 2. Fell one FGM short of Knicks club record for "best perfect" shooting game (11-11 FGA by Bernard King in '84 and Johnny Newman in '88)...Went 9-10 FGA en route to season-high 22 points in win over Sixers, Feb. 24...**Spearheaded comeback win (from 22 down) at Cleveland with season-high-tying 22 points (10-15 FGA) in season-high 32 bench minutes, Mar. 4**...Main factor in win at Detroit, Mar. 6, with 22 points and season-high-tying nine rebounds...**In The Playoffs:** After missing regular season's final 23 games (right knee), returned to action for the final four Playoff games, averaging 3.8 points, with 5-13 FGA (.385), over 8.1 minutes in four games off the bench in East Semis vs. Pacers...Came off the bench for the first time after starting each of his prior 60 career Playoff games.

Career Highlights: 2002-03 (Suns): NBA Rookie of the Year...All-Rookie First Team...Averaged 13.5 points and 8.8 rebounds, playing all 82 games (71 starts)...Led NBA rookies in rebounding (8.8) and was second in scoring (13.5) and minutes (31.3)...Scored 18 points for Rookie squad in got milk? Rookie Challenge at Atlanta...**2003-04 (Suns):** Career high and Suns single-game record 10 blocks vs. Jazz, Feb. 7, 2004 (also by Larry Nance at Philadelphia, Jan. 4, 1988)...MVP of got milk? Rookie Challenge at Los Angeles (36 points; Rookie Game scoring record later broken by Kevin Durant)...Missed 27 games with sprained left ankle...**2004-05 (Suns): NBA All-Star...All-NBA Second Team...Earned All-NBA Second Team** honors with career-high 26.0 ppg (fifth in NBA), 8.9 rpg (17th) and .559 FG pct. (second in NBA to Shaquille O'Neal's .601 for Heat)...**Scored career-high 50 points (20-27 FGA) on Jan. 2, 2005 vs. Blazers**...Set Suns single-season records for both FTM (583) and FTA (795)...Attempted career-high 23 FTA (made 15) in win over Knicks at MSG, Jan. 25, 2005...Made first NBA All-Star appearance (6 pts, 9 reb) at Denver, Feb. 20...Standout Playoff run with 29.9 ppg in 15 games (all starts) as Suns drove to West Finals...Set Suns record for highest scoring average in a single post-season (29.9)...Had three 40-plus Playoff games, with career Playoff high 42 points vs. Spurs in Game Five of West Finals (Jun. 1, 2005)...**2005-06 (Suns): Missed all but three games due to two separate knee surgeries (one on each knee)**...Underwent **left knee microfracture surgery, Oct. 11, 2005**...Returned to action in March (8.7 ppg in three games)...Then **underwent arthroscopic surgery on right knee, Apr. 5, 2006**...Sidelined for NBA Playoffs as Suns advanced to West Finals for second straight season...**2006-07 (Suns): NBA All-Star...All-NBA First Team**...Returned to action with a vengeance, averaging 20.4 points (18th in NBA), career-high 9.6 rebounds (ninth) and 1.34 blocks (23rd) with .575 shooting (fifth)...Appeared in all 82 games (78 starts)...Three 40-plus scoring games, with season-high 43 at Atlanta, Feb. 25...Had two 20-plus rebound games, with **career-high 23 rebounds vs. Spurs on Feb. 1, 2007**...Scored 29 points in West's triumph at NBA All-Star 2007 at Las Vegas, Feb. 18...Stellar post-season run with 25.3 ppg and 12.1 rpg in 10 games (all starts) vs. Lakers and Spurs...Career Playoff high 21 rebounds in Game Four of first round vs. Lakers (Apr. 29, 2007)...**Suspended (with Boris Diaw) for Game Five of West Semis vs. Spurs** for leaving immediate vicinity of the bench during altercation in final seconds of Suns' Game Four win (May 14, 2007)...**2007-08 (Suns): NBA All-Star...All-NBA Second Team**...Averaged 25.2 points (fifth in NBA), 9.1 rebounds (18th in NBA) and shot career-high .590 (fifth)...Career-highs in total blocks (163) and blocks per game (2.06, sixth in NBA)...Scored 18 points for West in NBA All-Star 2008 at New Orleans...Went Suns single-game record 20-20 FTA on Mar. 22 vs. Rockets...Had 23.2 ppg in five games (all starts) in first round Playoff loss to Spurs...**2008-09 (Suns): NBA All-Star**...Season cut short due to eye surgery...Averaged 21.4 points in 53 games (all starts)...Season-high 49 points on Nov. 5 at Indiana (17-21 FGA, 15-15 FTA), adding 11 rebounds, six assists and five steals, joining Hall of Famer Rick Barry (1974) as only NBA players to record a game of 49-10-5-5...Season-high 20 rebounds on Dec. 6 vs. Jazz...Started for West squad at NBA All-Star 2009 at Phoenix (19 points)...**Suffered detached retina (right eye) following collision with Clippers' Al Thornton at LA, Feb. 19, 2009**. Finished game and wound up with 42 points in 36 mins...**Underwent surgery to repair detached retina on Feb. 20, 2009, and missed season's final 29 games...2009-10 (Suns): NBA All-Star...All-NBA Second Team**...Had 23.1 ppg (10th in NBA), 8.9 rpg (17th) and .557 shooting (seventh) over 82 games (all starts) in final Suns season...Joined Toronto's Chris Bosh as only players to average 22 points and eight rebs...Western Conference Player of the Month for March...Led NBA in points in the paint (1,110) and was second in dunks (187, trailing Orlando's Dwight Howard, 197)...Started NBA All-Star Game (12 pts, 10 reb) at Dallas...Season-high 44 points vs. Jazz, Mar. 19...Started all 16 games in Suns' march to Western Conference Finals, with 22.2 ppg...Averaged 25.0 points in West Finals vs. Lakers, tying career Playoff high with 42 points in Suns' win in Game Three at Phoenix (May 23, 2010).

2010-11 (Knicks): NBA All-Star...All-NBA Second Team...In debut NYK season, led Knicks to first NBA Playoff berth, averaging 25.3 points (sixth in NBA), 8.2 rebounds (23rd) and 1.92 blocks (seventh) over 78 games (all starts)...Named to 2010-11 All-NBA Second Team, first Knicks to earn All-NBA honors since Patrick Ewing (Second Team) in 1996-97...Ninth in balloting for 2010-11 KIA NBA Most Valuable Player award; highest MVP finish for a Knicks since Ewing in 1996-97 (eighth)...Recorded highest-scoring average for a Knicks over a full season since Ewing (26.6) in 1990-91...Notched career bests in total assists (202) and apg (2.6)...Missed four games due to injury (one with sprained right big toe; three with sprained left ankle)...**Scored 30-plus points in a club record nine consecutive games, Nov. 28-Dec. 15 (34.4 ppg), breaking mark of seven straight by Willie Naulls (Feb. 22-Mar. 4, 1962)**...Scored 20-plus points in 26 consecutive games, Nov. 24-Jan. 19 (28.5 ppg)...Recorded three 40-plus scoring games (41 points each time); on Jan. 17 vs. Suns, Feb. 6 vs. Sixers and Mar. 4 vs. Cavs...Scored 29 points for East at 2011 NBA All-Star Game at Los Angeles (sixth All-Star selection, third straight start); first Knicks voted All-Star starter since Patrick Ewing for 1997 Game at Cleveland (DNP, strained left groin)...Assistant coach for Rookie squad at T-Mobile Rookie Challenge...Eastern Conference Player of the Week twice (periods ending Nov. 21 and Dec.

5)...Scored 20 points with six blocks in win at Charlotte, Nov. 24, 2010, including clutch rejection of Stephen Jackson's dunk attempt in final minute. Played game's final minute with blank jersey front, the numeral 1 having come off...**Logged career-high 54 minutes (37 pts, 15 reb, season-high 7 ast) in 2OT win at Detroit, Nov. 28**...Averaged 14.5 points over 33.5 minutes in first-round Playoff loss to Boston, starting all four games despite being hobbled with back spasms (initially suffered back spasms prior to Game Two)...**2011-12 (Knicks):** Persevered through injury and personal tragedy...Over 47 games (all starts), averaged 17.5 points...Had 18 20-plus scoring games, one 30-plus game (season-high 34 points vs. Bulls, Feb. 2) and 16 double-doubles...Missed a total of 15 games due to injury: two (Dec. 31-Jan. 2) with sprained left ankle, 13 (Mar. 26-Apr. 18) with bulging disc, lower back...Missed four games (Feb. 6-11) following tragic death of his brother Hazell in a car accident in Lake Wells, FL, on Feb. 6...Limited to just six points in loss at Memphis, Jan. 12, ending a streak of 137 consecutive regular season double-figure scoring games...Valiant effort in loss to Bulls with season high 34 points, Feb. 2; lone 30-plus effort of season...Averaged 15.3 points .556 shooting (20-36) in four games (all starts) in injury-shortened first round Playoff series vs. Miami...**Topped 2012 NBA Playoff leader board in FG pct. (.556)**...Had 18 points in Game Two, but suffered lacerated left hand post-game...Inactive (hand) in Game Three...Returned for inspirational performance in Game Four win at MSG with series-high 20 points and game-high 10 rebounds.

U-S-A: Earned bronze medal as a member of Team USA at the 2004 Olympics in Athens, averaging 2.8 points in eight games...Won a gold medal at the 2007 Olympic Qualifying Tournament in Las Vegas as a member of the USA Men's Senior National Team...Was one of 23 players named to USA Basketball Men's Senior National Team in 2006, but did not make final roster after deciding to continue knee rehab.

Community Corner: One of Knicks' most visible and active players among area youth...Oversees STAT City ticket program which provides tickets to Knicks home games to area youth groups throughout the season...Partnered with Scholastic Books to author a series of children's books inspired by his nickname: "STAT: Standing Tall and Talented". First volume, "Home Court" was released in summer 2012, with "Double Team" released in October 2012...Joined teammates to host 30 children from WHEDco (a Garden of Dreams partner organization) for a fun-filled holiday pizza party with cooking lessons from Chef Dino at Uncle Paul's Pizza near Grand Central Terminal, Dec. 4, 2012...Joined Lakers superstar Kobe Bryant and a galaxy of Knicks legends past and present - in attending landmark "12-12-12" concert presented by Chase for the benefit of the Robin Hood Relief Fund and victims of Hurricane Sandy, Dec. 12, 2012...Joined the rest of his teammates along with the Knicks coaching staff, alumni and a galaxy of A-list celebrities at the 14th annual Knicks Bowl presented by Unilever at Chelsea Piers, Feb. 11, 2013, the gala, star-studded event that has raised over \$2.2 million for the Garden of Dreams Foundation...Joined teammates to host a clinic for 100 children to celebrate NBA FIT Live Healthy Week in conjunction with Garden of Dreams Foundation, Jan. 30, 2012 at MSG Training Center...Joined the rest of his teammates to celebrate the holidays with 150 Garden of Dreams Children at the GDF Holiday Launch party at MSG Training Center, Dec. 19, 2011...**With Suns, won NBA Community Assist Award in October 2008**...Founded Each 1, Teach 1, The Amar'e Stoudemire Foundation to help families and youth in need...Donated clothes and school supplies to more than 500 children in his hometown of Lake Wales, FL...Hosted a similar event at Martin Luther King Jr. Elementary School in Phoenix, joining forces with Staples to provide backpacks and school supplies...During 2009 NBA All-Star Weekend in Phoenix, hosted 20 local children from the Boys & Girls Club of Metropolitan Phoenix with tickets to NBA Jam Session...Donated food and hygiene boxes to "Save the Family" in Mesa in conjunction with Feed The Children program in April 2008...During Christmas 2007, dressed as STAT-a-Claus and provided food and gifts to 400 families with Black Family and Child Services of Arizona...His voice was featured in wake-up calls and alarm ringtones for teens, encouraging them to finish school as part of the Boost Up High School Dropout Prevention Campaign...Along with Home Depot, opened the Amar'e Stoudemire Reading and Learning Center on Jun. 30, 2006 at the Boys & Girls Club of Metropolitan Phoenix...Worked with the NBA and Toyota to donate 10 cars to families who were victims of Hurricane Katrina.

Off The Court: Has embraced Big Apple cultural and entertainment scene, becoming one of NYC's most visible and beloved athletes...Visited Jerusalem in summer 2013...Honored guest along with Justin Timberlake at gala fifth birthday party for Timbaland's daughter Reign at Dylan's Candy Bar, Nov. 17, 2012...Co-hosted Fashion Police with Joan Rivers on E!, Sept 2012...Attended Bon Appetit's Feast or Fashion dinner salute to Michael Bastain at Perry St., Sep. 17, 2012...Honored guest at after-party at Top of the Standard for Met Costume Institute Gala hosted by Anna Wintour, May 7, 2012...Visited Dead Sea Scrolls exhibit at Discovery Times Square, Mar. 15, 2012...Along with teammate Carmelo Anthony, was among star-studded gathering invited to Steve Tisch's and Harvey and Bob Weinstein's gala NY Giants pre-Super Bowl pep rally at Michael's, Feb. 1, 2012...Honored guest at Fashion Group International's 28th annual Night of Stars, Oct. 27, 2011...Celebrated landmark partnership with Activation's "Skylanders: Spyros Adventure" with gala event at Guastavino's, Oct. 14, 2011...Launched clothing line with designer Rachel Roy as part of Roy's contemporary label for Macy's*, including a line specifically for female fans...Honored guest at Givenchy Spring 2013 menswear show in Paris in summer 2012...Profiled in the April 2011 issue of Vogue...Co-hosted Whitney Art Party at High Line Stages with Shala Monroe and Eddie Borgo, May 24, 2011...Delivered Top Ten list on The Late Show with David Letterman, Oct. 29, 2010; appeared on the Letterman show again on Jan. 13, 2011...Appeared in cameo role on Fox-TV's "The Mindy Project" in September 2012...

Personal: Amar'e Carsares Stoudemire...Name is pronounced AH-mahr-AY...Nicknamed STAT (Standing Tall and Talented) and has that name tattooed on his right arm...Married Alexis Welch on Dec. 12, 2012 (12/12/12); couple was engaged in Paris in June 2012...Amar'e and Alexis celebrated the birth of their son on May 22, 2013...Also has a son and two daughters...Father passed away when he was 12 years old...Son of Carrie Stoudemire, has three brothers: Marwan, Jerrell and Calvin; and three sisters: Dellillah, Chiquitta and Dasia...A fourth brother, Hazell Jr., was tragically killed in an automobile crash in Florida on Feb. 6, 2012...Enrolled at University of Miami (FL) in summer 2012, pursuing Bachelor of General Studies degree...Visited Israel in two of last three summers...Served as judge at 2013 Miss America pageant in Atlantic City...Winner of "Wheel of Fortune's" NBA Week in 2003 and donated earnings to the Boys and Girls Club...Has twice been featured as the cover athlete for Sony's video game NBA '06 and NBA '08...Didn't start playing basketball until he was 14 years old...Named to Parade Magazine All-America High School Boys Basketball First Team and to 2002 USA Today Boys Basketball First Team...Named Mr. Basketball by the state of Florida following senior season in 2001-02...As a senior at Cypress Creek, averaged 29.1 points and 15 rebounds...Scored 10 points in the 2002 McDonald's All-America Game at MSG, Apr. 4, 2002...For news and community updates, visit www.amarestoudemire.com.

JEREMY TYLER

Height: 6-10"
 Weight: 250 lbs.
 Born: Jun. 21, 1991
 San Diego, CA

High School:
 San Diego HS (San Diego, CA)

Jersey Number: 4
 Years Pro: 2
 Position: Forward



NBA REGULAR SEASON RECORD

Season	Team	G	Min	FGM	FGA	Pct.	3P	3PA	Pct.	FTM	FTA	Pct.	Off	Def	Tot	Ast	Stl	TO	Blk	Pts	RPG	APG	PPG
11-12	GSW	42	568	88	209	.421	0	1	.000	29	52	.558	54	86	140	16	16	36	20	205	3.3	0.4	4.9
12-13	GSW/ATL21	68	9	24	.375	0	0	---	4	6	.667	6	14	20	1	1	6	2	22	1.0	0.0	1.0	
Totals		63	636	97	233	.416	0	1	.000	33	58	.569	60	100	160	17	17	42	22	227	2.5	0.3	3.6

NBA DEVELOPMENT REGULAR SEASON RECORD

Season	Team	G	Min	FGM	FGA	Pct.	3P	3PA	Pct.	FTM	FTA	Pct.	Off	Def	Tot	Ast	Stl	TO	Blk	Pts	RPG	APG	PPG
11-12	DAK	5	144	33	56	.589	0	1	.000	12	17	.706	11	28	39	0	2	14	7	78	7.8	0.0	15.6
12-13	SCW	12	331	89	162	.549	0	2	.000	31	51	.608	43	62	10	12	9	52	4	209	8.8	1.0	17.4
Totals		17	475	122	218	.560	0	3	.000	43	68	.632	54	90	144	12	11	66	11	287	8.5	0.7	16.9

CAREER HIGHS

Minutes	44 vs. SAS	Apr. 26, 2012	FTM	4 at OCT	Feb. 17, 2012	Assists	2	Done 4 times
FGM	7 vs. SAS	Apr. 26, 2012	FTA	7 at DAL	Apr. 20, 2012	Steals	3 at DAL	Apr. 20, 2012
FGA	19 vs. SAS	Apr. 26, 2012	Off. Reb.	5	Done 3 times	Turnovers	5 vs. SAS	Apr. 26, 2012
3-Point FGM	0		Def. Reb.	8 at MEM	Apr. 3, 2012	Blocked Shots	3	Done 2 times
3-Point FGA	1 vs. SAS	Apr. 26, 2012	Tot. Reb.	11 at MEM	Apr. 3, 2012	Points	16 vs. SAS	Apr. 26, 2012

Career Transactions: Drafted by Charlotte in second round (39th overall) of 2011 NBA Draft; draft rights traded to Golden State for cash considerations, Jun. 23, 2011. Traded to Atlanta for future considerations, Feb. 21, 2013; waived, Mar. 6, 2013. Signed by New York as a free agent, Aug. 6, 2013.

As A Professional: Joining Knicks via free agent route for his third NBA season, well-traveled frontliner owns NBA career averages of 3.6 points, 2.5 rebounds and .416 shooting over 10.1 minutes in 63 games (23 starts)...Played in 42 games (23 starts) for Warriors in 2011-12, 21 total games off the bench for Warriors and Hawks in 2012-13...Owns eight career double-figure scoring games, two career double-figure rebound games and one double-double (11 pts, 10 reb for Warriors vs. Spurs on Apr. 16, 2012)... Has also played in NBA D-League with Dakota in 2011-12 and Santa Cruz in 2012-13...Averaged 12.8 points and 6.4 rebounds in five games (all starts) for Knicks squad at 2013 NBA Summer League in Las Vegas...Drafted by Charlotte in second round (39th overall) of 2011 NBA Draft; draft rights traded to Warriors on draft night, Jun. 23, 2011...Left San Diego HS after his junior year, then played internationally for Maccabi Haifa in 2009-10 (10 games, 2.1 ppg) and Tokyo Apache in 2010-11 (33 games, 9.9 ppg) before becoming draft eligible, becoming first American-born player to leave high school early to play professionally overseas.

2012-13 (Warriors-Hawks/D-League): Came off the bench in 21 games overall for Warriors and Hawks, averaging 1.0 points and 1.0 rebounds with 9-24 FGA (.375) over 3.2 minutes...Played in 20 games for Warriors, one for Hawks...Season Highs: Points: 6 (Nov. 9 at Lakers); Assists: 1; Rebounds: 4 (Feb. 9 at Dallas)...Logged season-high 12 minutes on Jan. 5 at Clippers (1 pt, 2 reb)... Missed one game (Nov. 10 vs. Nuggets) due to flu-like symptoms...Traded to Atlanta on Feb. 21, 2013 and appeared in one game for Hawks, on Mar. 4 at Denver (0 pts, 3 reb, 5 mins)...Waived by Hawks on Mar. 6...D-League: Finished season with Santa Cruz of NBA D-League, averaging 17.4 points and 8.8 rebounds over 27.8 minutes in 12 games (five starts)...Averaged 20.0 points in six games off the bench in the D-League Playoffs, including three 20-plus scoring efforts.

2011-12 (Warriors/D-League): In first NBA season, appeared in 42 games (23 starts), averaging 4.9 points and 3.3 rebounds with .421 shooting over 13.5 minutes for Warriors...Scored double-figure points in eight of his last 17 games, including career-high 16 points in career-high 44 minutes season finale (Apr. 26, 2012 vs. Spurs), as one of five rookies in Warriors starting lineup, the first time since at least 1970-71 (when Elias began tracking starters) that a team started five first-year players...Had two double-figure rebound efforts, with career-high 11 boards on Apr. 3, 2012 at Memphis...Recorded first career double-double on Apr. 16, 2012 vs. San Antonio with 11 points and 10 rebounds...DNP (CD) 19 times and listed as inactive five times while on assignment in NBA D-League...D-League: Appeared in five games (all starts) for Dakota, averaging 15.6 points and 7.8 rebounds in 28.8 minutes... Assigned to Dakota on Feb. 27, recalled on Mar. 6.

Personal: Jeremy Tyler...Likes to play the piano, sing, cook, play X-Box and Skype when he is not playing basketball...Extremely active in Warriors community outreach programs during his two seasons in Golden State...Attended several sessions of Warriors Basketball Camp, took part in numerous meet & greets and participated in the Junior Warriors Holiday Caravan, Oracle Basketball Clinic and appearances at local elementary schools...In final (junior) year at San Diego HS, averaged 28.7 points, 12.0 rebounds and 9.0 blocks...Posted 40 points and 22 rebounds versus Canada's Carson Graham in a Hawaiian prep tournament...As a sophomore, averaged 18.0 points, 14.5 rebounds and 7.7 blocks while leading team to 23-5 mark and California Interscholastic Federation San Diego Section Division I crown for the first time in 33 years.



JEREMY TYLER



Garrett Ellwood, NBAE/Getty Images

BENO UDRIH



Height: 6-3
 Weight: 210 lbs.
 Born: Jul. 5, 1982
 Celje, Slovenia

Years Pro: 9
 Position: Guard

NBA REGULAR SEASON RECORD

Season	Team	G	Min	FGM	FGA	Pct.	3P	3PA	Pct.	FTM	FTA	Pct.	Off	Def	Tot	Ast	Stl	TO	Blk	Pts	RPG	APG	PPG
04-05	SAS	80	1149	173	390	.444	58	142	.408	67	89	.753	16	67	83	150	41	77	10	471	1.0	1.9	5.9
05-06	SAS	54	586	106	233	.455	24	70	.343	39	50	.780	18	34	52	92	14	53	2	275	1.0	1.7	5.1
06-07	SAS	73	948	127	344	.369	33	115	.287	53	60	.883	11	71	82	122	27	56	1	340	1.1	1.7	4.7
07-08	SAC	65	2080	328	708	.463	53	137	.387	125	147	.850	34	183	217	282	56	148	10	834	3.3	4.3	12.8
08-09	SAC	73	2270	321	696	.461	35	113	.310	123	150	.820	46	174	220	342	81	158	12	800	3.0	4.7	11.0
09-10	SAC	79	2477	415	841	.493	75	199	.377	118	141	.837	38	181	219	372	89	136	10	1023	2.8	4.7	12.9
10-11	SAC	79	2734	412	824	.500	65	182	.357	197	228	.864	41	224	265	386	94	141	9	1086	3.4	4.9	13.7
11-12	MIL	59	1080	146	332	.440	17	59	.288	39	55	.709	26	76	102	227	37	77	1	348	1.7	3.8	5.9
12-13	MIL/ORL	66	1457	210	476	.441	34	102	.333	84	103	.816	34	107	141	302	41	108	3	538	2.1	4.6	8.2
Totals		628	14781	2238	4844	.462	394	1119	.352	845	1023	.826	264	1117	1381	2275	480	954	58	5715	2.2	3.6	9.1

NBA PLAYOFFS RECORD

Season	Team	G	Min	FGM	FGA	Pct.	3P	3PA	Pct.	FTM	FTA	Pct.	Off	Def	Tot	Ast	Stl	TO	Blk	Pts	RPG	APG	PPG
04-05	SAS	21	441	28	78	.359	10	37	.270	12	14	.857	4	13	17	22	9	20	1	78	0.8	1.0	3.7
05-06	SAS	7	47	10	30	.333	1	6	.167	4	5	.800	1	3	4	8	0	3	0	25	0.6	1.1	3.6
06-07	SAS	8	208	0	6	.000	0	2	.000	2	2	1.000	1	0	1	0	3	0	2	0	0.1	0.1	0.3
Totals		36	308	38	114	.333	11	45	.244	18	21	.857	6	16	22	31	9	26	1	105	0.6	0.9	2.9

Career Transactions: Drafted by San Antonio in first round (28th overall) of 2004 NBA Draft. Traded to Minnesota for a conditional second round draft pick, Oct. 29, 2007. Waived by Minnesota, Oct. 29, 2007; signed as a free agent by Sacramento, Nov. 1, 2007. Traded to Milwaukee for John Salmons and first round 2011 NBA Draft pick as part of three-team deal including Charlotte, Jun. 23, 2011. Traded to Orlando with Tobias Harris and Doron Lamb for J.J. Redick, Gustavo Ayon and Ish Smith, Feb. 21, 2013. Became free agent, Jul. 1, 2013; signed with New York, Aug. 8, 2013.

As A Professional: Two-time NBA titlist added to Knicks' backcourt depth when he signed as a free agent in summer 2013...Currently in his 10th NBA season (fifth team) following distinguished international career...Over 628 games (243 starts), Beno has NBA career averages of 9.1 points, 3.6 assists and .462 shooting over 23.5 minutes...Is 394-1,119 (.352) career from Downtown...A career .826 FT shooter, he has shot .800-plus from the stripe in six of the last seven seasons... Appeared in 70-plus games four times in a five-year span from 2006-07 through 2010-11...**A member of two NBA World Championship teams in 2005 and 2007 with San Antonio...**Has recorded two career 30-plus scoring games, both for Kings (30 points vs. Clippers on Nov. 12, 2008; career-high 34 points vs. Warriors, Dec. 21, 2010)...Has 16 career double-figure assist games...Owns one career triple-double, for Kings at Cleveland on Mar. 28, 2010 (18 pts, 10 reb, 15 ast)...Two-time NBA Champion has averaged 2.9 points over 8.6 minutes off the bench in 36 career Playoff games (last post-season appearance came with Spurs in 2007)...**Drafted by San Antonio in first round (28th overall) of 2004 NBA Draft.**

2012-13 (Bucks-Magic): Split season between Milwaukee and Orlando, averaging 8.2 points and 4.6 assists with .441 shooting (210-476) over 22.1 minutes in 66 total games (nine starts, all for Orlando)...Played in 39 games for Bucks, 27 for Magic...Ranked 13th in the NBA in assists-to-turnover ratio (2.80)...Went 34-102 (.333) from Downtown; 84-103 FTA (.816) from the line...**Season Highs: Points: 27 (Orlando at Chicago, Apr. 5); Assists: 14 (Orlando at Miami, Apr. 17); Rebounds: 7 (Orlando at Atlanta, Mar. 30)...Traded to Orlando on Feb. 21, 2013...**Made nine starts with Orlando, averaging 14.3 points and 8.1 assists over 37.6 minutes as a starter...Led Magic in scoring twice and in assists 13 times... Had 20-plus points twice with Magic, with season-high 27 points (10-17 FGA) on Apr. 5 at Chicago...Had a total of five double-figure assist games, with season-high 14 assists in season finale at Miami, Apr. 17...Logged a season-high 47 minutes on Apr. 10 vs. Milwaukee (13 pts, 11 ast)...Missed 14 games due to injury: one game with right quad contusion and 13 games (Dec 1-22, Jan 2) with sprained right ankle.

Career Highlights: 2004-05 (Spurs): As a rookie, earned first of two NBA Championship rings with Spurs, appearing in a career-high 80 games (two starts) with 5.9 ppg...Ranked 15th in NBA in three-point pct. (.408)... Western Conference Rookie of the Month for December 2004 (6.6 ppg)...Participated in 2005 Rookie Challenge during All-Star Weekend, tallying five points and four assists in 22 minutes...Came off the bench in 21 playoff games, with 3.7 ppg. over 11.5 mpg, as Spurs stormed to title...**2005-06 (Spurs):** Appeared in 54 games (three starts), averaging 5.1 ppg over 10.9 mpg...Missed six games with a sprained left ankle and two contests with the flu...DNP (CD) 20 times...**2006-07 (Spurs):** Earned second NBA Championship ring with Spurs...Played in 73 games (one start), averaging 4.7 points...Shot a career-high .883 (53-60) from the line...**2007-08 (Kings):** In first season in Sacramento, appeared in 65 games (51 starts) with 12.8 ppg over 32.0 mpg... Ranked 22nd in the NBA in FT pct. (.850)...Nailed a career-high six (of seven) 3PT FG en route to 24 points at Milwaukee, Dec 19, 2007...Missed four games in November due to a fractured left hand and 10 games (Mar. 18-Apr. 6) due to a low back strain...**2008-09 (Kings):** Appeared in 73 games (72 starts), averaging 11.0 points over 31.1 minutes...Season-high 30

points vs. Clippers on Nov. 12, 2008...Logged a career-high 56 minutes in 30T win on Jan. 14 at Golden State (17 points)... Notched a career-high six steals on Dec. 22 vs. San Antonio...**2009-10 (Kings):** Notched 12.9 ppg and 4.7 apg with .493 shooting over 31.4 mpg in 79 games (41 starts)...Ranked 16th in NBA in assists-to-turnover ratio (2.74), and third among guards in field goal percentage (Nash, Rondo)...Career-high 75-199 (.377) from Downtown...**Dished off a career-high 17 assists (with 20 points) on Mar. 21, 2010 at Clippers...****Recorded lone career triple-double on Mar. 28, 2010 at Cleveland (18 pts, 15 ast, career-high 10 reb)...****2010-11 (Kings):** In his final season in Sacramento, recorded career highs in scoring (13.7 ppg), assists (4.9 apg) and FG pct (.500) over 34.6 mpg in 79 games (64 starts)...Ranked 15th in the NBA in FT pct. (.864), 29th in assists (4.9), 30th in steals (11.9) and 31st in FG pct. (.500)...Dished out 10-plus assists four times and had 12 20-plus scoring games...**Scored a career-high 34 points (11-18 FGA, 407 from Downtown) on Dec. 21, 2010 vs. Golden State...**Missed three games in March (flu)...**2011-12 (Bucks):** Following trade to Milwaukee, averaged 5.9 points and .440 shooting over 18.3 minutes in 59 games off the bench for Bucks...Led Bucks in assists 15 times...Season-highs 21 points on Apr. 7 vs. Portland, 10 assists on Mar. 30 at Cleveland...Missed seven games due to injury: six games in January with sprained left shoulder and one (Apr. 2) with left hand injury.

International Career: Prior to his NBA tenure, authored far-reaching international pro career in Slovenia, Israel, Italy and Russia...Played for the Slovenian National Team since 2000...Made pro debut in the Slovenian secondary league as a 15-year-old in 1997-98...Transferred to country's premier league in 1999-2000 and earned the league's Rookie of the Year award after averaging 10.3 points in 29 games with Savinjsk...Spent two seasons (2000-01 and 2001-02) with Olimpija Ljubljana in the Slovenian League, averaging 9.4 points in 39 total games...Joined Maccabi Tel-Aviv in 2002-03, averaging 4.9 points in 25 games...In 2003-04, started with Breil Milano in the Italian League, averaging 10.8 points in 16 games, then finished the season with Avtodor in the Russian Superleague, averaging 19.6 points in five games...MVP of 2004 Efes Cup in Turkey.

Community Corner: Donated game tickets to underprivileged children and families during his four seasons in Sacramento... Was active in the Kings' Read to Achieve program, visiting elementary schools to speak with students about the importance of education...Distributed Thanksgiving and Christmas dinners to more than 200 Sacramento families...Active participant in the Sacramento Zoo's Tiger Camp program, speaking to youngsters about the value of teamwork.

Personal: Beno Udrih...Name is pronounced BEN-oh OO-dree...Father Silvo played professional basketball in Slovenia and older brother, Samo, who plays professionally in Spain, attended training camp with Dallas in 2005...Enjoys playing video games, watching movies and spending time with his family...Lists his favorite food as anything cooked by his mother.

METTA WORLD PEACE



Height: 6-7"
Weight: 250 lbs.
Born: Nov. 13, 1979
Long Island City, NY

Jersey Number: 51
High School: LaSalle Academy
(New York, NY)

College: St. John's
Years Pro: 15
Position: Forward

NBA REGULAR SEASON RECORD

Season	Team	G	Min	FGM	FGA	Pct.	3P	3PA	Pct.	FTM	FTA	Pct.	Off	Def	Tot	Ast	Stl	TO	Blk	Pts	RPG	APG	PPG
99-00	CHI	72	2238	309	759	.407	60	191	.314	188	279	.674	62	246	308	202	119	166	39	866	4.3	2.8	12.0
00-01	CHI	76	2363	327	815	.401	43	148	.291	210	280	.750	59	235	294	228	152	159	45	907	3.9	3.0	11.9
01-02	CHI/IND	1642	269	636	.423	53	170	.312	136	204	.667	73	198	271	127	141	118	39	727	4.9	2.3	13.2	
02-03	IND	69	2317	362	846	.428	71	211	.336	273	371	.736	101	261	362	198	159	145	50	1068	5.2	2.9	15.3
03-04	IND	73	2714	468	1112	.421	75	242	.310	322	439	.733	100	285	385	272	152	202	50	1333	5.3	3.7	18.3
04-05	IND	7	291	59	119	.496	7	17	.412	47	51	.922	8	37	45	22	12	17	6	172	6.4	3.1	24.6
05-06	IND/SAC	2207	350	867	.404	78	253	.308	206	305	.675	75	211	286	203	122	131	41	984	5.1	3.6	17.6	
06-07	SAC	70	2641	458	1040	.440	93	260	.358	307	415	.740	102	352	454	235	149	146	43	1316	6.5	3.4	18.8
07-08	SAC	57	2172	436	962	.453	84	221	.380	212	295	.719	101	227	328	199	133	148	38	1168	5.8	3.5	20.5
08-09	HOU	69	2452	416	1037	.401	153	383	.399	196	262	.748	65	294	359	229	105	140	24	1181	5.2	3.3	17.1
09-10	LAL	77	2605	306	740	.414	105	296	.355	128	186	.688	99	232	331	234	106	121	21	845	4.3	3.0	11.0
10-11	LAL	82	2410	261	658	.397	83	233	.356	92	136	.676	100	167	267	175	124	90	36	697	3.3	2.1	8.5
11-12	LAL	64	1720	183	465	.394	56	189	.296	71	115	.617	71	147	218	140	69	69	27	493	3.4	2.2	7.7
12-13	LAL	75	2530	332	824	.403	141	412	.342	124	169	.734	101	271	372	112	122	98	42	929	5.0	1.5	12.4
Totals		902	30302	4536	10880	.4171102	3226	.342	2512	3507	.716	1117	3163	4280	2576	1665	1750	501	12686	4.7	2.9	14.1	

NBA PLAYOFFS RECORD

Season	Team	G	Min	FGM	FGA	Pct.	3P	3PA	Pct.	FTM	FTA	Pct.	Off	Def	Tot	Ast	Stl	TO	Blk	Pts	RPG	APG	PPG
01-02	IND	5	167	22	54	.407	6	13	.462	9	13	.692	6	24	30	16	13	9	3	59	6.0	3.2	11.8
02-03	IND	6	252	35	90	.389	12	31	.387	32	40	.800	11	24	35	13	15	16	6	114	5.8	2.2	19.0
03-04	IND	15	584	98	259	.378	19	66	.288	61	85	.718	24	74	98	48	21	37	16	276	6.5	3.2	18.4
04-05	SAC	5	194	31	81	.383	9	27	.333	16	23	.696	8	17	25	15	8	5	4	87	5.0	3.0	17.4
08-09	HOU	13	488	80	203	.394	23	83	.277	20	28	.714	12	44	56	54	14	32	3	203	4.3	4.2	15.6
09-10	LAL	23	839	101	254	.398	34	117	.291	22	38	.579	33	58	91	49	35	25	12	258	4.0	2.1	11.2
10-11	LAL	9	287	35	79	.443	9	28	.321	16	21	.762	17	24	41	20	10	9	7	95	4.6	2.2	10.6
11-12	LAL	6	236	22	60	.367	14	36	.389	12	16	.750	3	18	21	14	13	5	4	70	3.5	2.3	11.7
12-13	LAL	3	84	7	28	.250	2	14	.143	2	2	1.000	6	5	11	5	2	3	1	18	3.7	1.7	6.0
Totals		85	3135	431	1108	.389	128	415	.308	190	266	.714	120	288	408	234	131	141	56	1180	4.8	2.8	13.9

NBA ALL-STAR RECORD

Season	Team	Min	FGM	FGA	Pct.	3P	3PA	Pct.	FTM	FTA	Pct.	Off	Def	Tot	Ast	Stl	TO	Blk	Pts
2004	IND	17	3	5	.600	0	1	.000	1	2	.500	1	2	3	3	1	1	0	7

CAREER HIGHS

Minutes	53 vs. NYK	Nov. 16, 2007	FTM	15	Done 2 times	Assists	11 at DEN	Dec. 8, 2007
FGM	15	Done 2 times	FTA	21 at NJN	Feb. 23, 2007	Steals	8	Done 4 times
FGA	29 at CLE	Nov. 3, 2004	Off. Reb.	6	Done 4 times	Turnovers	8 vs. PHI	Nov. 5, 2005
3-Point FGM	6 vs. HOU	Feb. 28, 2009	Def. Reb.	12 vs. CHI	Nov. 3, 2006	Blocked Shots	4	Done 6 times
3-Point FGA	12 vs. HOU	Feb. 28, 2009	TO	16 at PHO	Dec. 16, 2012	Points	39	Done 2 times

Career Transactions: Drafted by Chicago in first round (16th overall) of 1999 NBA Draft following sophomore season at St. John's. Traded with Brad Miller, Ron Mercer and Kevin Ollie to Indiana for Jalen Rose, Travis Best, Norman Richardson and conditional second-round draft choice, Feb. 19, 2002. Traded to Sacramento for Peja Stojakovic, Jan. 25, 2006. Traded, with Patrick Ewing Jr. and Sean Singletary, to Houston for Donte Greene, Bobby Jackson and 2009 first-round draft choice, Aug. 14, 2008. Became free agent, Jul. 1, 2009; signed by Lakers, Jul. 8, 2009. Waived by Lakers, Jul. 12, 2013; signed by Knicks, Jul. 16, 2013.

As A Professional: Big Apple native returns to the city of his youth after forging decade-long legacy as one of the game's benchmark figures and defensive artists...Brings championship pedigree and trademark all-out, emotional style to Knicks for his 15th NBA season after stints with Bulls, Pacers, Kings, Rockets and, most recently, four seasons with Lakers which climaxed with 2010 NBA title...Over 14 seasons, owns averages of 14.1 points, 4.7 rebounds, 1.85 steals and .417 shooting over 33.6 minutes in 902 career games (832 starts)...Has gone 1,102-3,226 career from Downtown (.342) with three career 100-plus homer seasons...Owns 22 career 30-plus scoring games...Named **NBA Defensive Player of the Year, Third Team All-NBA, First Team All-Defensive and NBA All-Star in 2003-04...Four-time NBA All-Defensive Team selection (First Team in 2004 and 2006, Second Team in 2003 and 2009)...** **All-Rookie Second Team in 2000...Winner of 2010-11 J. Walter Kennedy Citizenship Award...**...Has ranked among NBA Top 10 in steals six times, finishing second four times. Ranked seventh in steals in 2000-01 (2.00), second in 2001-02 (career-high 2.56), second in 2002-03 (2.30), third in 2003-04 (2.08), second in 2006-07 (2.13) and second in 2007-08 (2.33)...Ranks 20th on all-time NBA career list in steals (1,665) and 55th in 3PT FGM (1,102)...Entered 2013-14 season fourth among active NBA players (active during 2012-13 season) in steals with 1,665, trailing since-retired Jason Kidd (2,684), Kobe Bryant (1,828) and Kevin Garnett (1,742)...As a Pacer, was named NBA Eastern Conference Player of the Week three times...Has averaged 13.9 points and 4.8 rebounds in 85 career Playoff games (all starts), and was member of Lakers' 2000 NBA Championship team...Drafted by Bulls in first round (16th overall) of 1999 NBA Draft following sophomore season at St. John's.

2012-13 (Lakers): In fourth and final season with Lakers, averaged 12.4 points, 5.0 rebounds and shot .403 from the field (332-824) over 33.7 minutes in 75 games (66 starts)...Went 141-412 (.342) from Downtown, leading Lakers with 141 3PT FGM (second-highest mark of career; had 153 homers for Houston in 2008-09)...**Led Lakers with 1.63 spg...Season Highs: Points: 24 (Jan. 8 at Houston); Assists: 5 (Dec. 2 vs. Orlando); Rebounds: 16* (Dec. 16 at Philadelphia)...**Recorded eight 20-plus scoring games, three double-figure rebound games and two double-doubles...Led Lakers in scoring three times, rebounds four times...From Downtown, had 13 three-homer games, four four-homer games and three five-homer games...**Hauled in a career-high 16 rebounds (five offensive) on Dec. 16 at Philadelphia, adding 19 points...**Season-high seven steals (one shy of career high) on Jan. 9 at San Antonio...Excelled vs. future teammates: had 23 points (7-15 FGA) in Dec. 13 loss to Knicks at MSG; scored 20 points (6-11 FGA) in Christmas Day ABC win over Knicks at LA...Logged 40-plus minutes 10 times, season-high 44 mins on Mar. 8 vs. Raptors (9 pts, 4 reb)...Scored 12,000th career point on Dec. 5 at New Orleans, becoming sixth player in NBA history to record 12,000-plus points, 4,000-plus rebounds, 1,000-plus 3PT FGM and 1,500-plus steals (Reggie Miller, Kobe Bryant, Gary Payton, Jason Kidd, Paul Pierce)...Missed Feb. 5 game at Brooklyn (NBA suspension); missed six games due to lateral meniscus tear, left knee, Mar. 27-Apr. 7...**In The Playoffs:** Started three games in Lakers' four-game first round loss to Spurs, with 6.0 ppg, 3.7 rpg and 7-28 FGA (.250) over 28.2 mpg...Scored 13 points (5-13 FGA) in Game Two (Apr. 24)...Did not play in Game Four series finale, Apr. 28 (popliteal cyst, left knee).

Career Highlights: 2001-02 (Bulls-Pacers): Had 24 points, nine assists, nine rebounds and eight steals vs. Miami on Mar. 31, 2002, narrowly missing ultra-rare quadruple-double...Missed season's first 23 contests with broken right ring finger...**2002-03 (Pacers):** Runner-up to Detroit's Ben Wallace for NBA Defensive Player of the Year honors...NBA leader in steals per 48 minutes (3.29)...**2003-04 (Pacers):** Honor-laden season in which he was named NBA Defensive Player of the Year, NBA All-Defensive First Team, All-NBA Third Team and NBA All-Star...Made lone career All-Star Game appearance with seven points (3-5 FGA) and three rebounds in 17 bench minutes for East at Los Angeles, Feb. 15...Season-high 35 points on Mar. 26 at Orlando...**2004-05 (Pacers):** Started seven games for Pacers (24.6 ppg), then was suspended by NBA for the remainder of the season following altercation in game at Detroit, Nov. 19, 2004...**2005-06 (Pacers-Kings):** Earned First-Team All-Defensive honors, finishing fourth in balloting for Defensive Player of the Year...Played 16 games with Indiana, then 40 following trade to Sacramento...**2006-07 (Kings):** Recorded eight 30-plus scoring games, including career-high 39 points twice: had 39 points (15-22 FGA) on Jan. 2, 2007 vs. Knicks, then had 39 again (12-23 FGA, 5-7 from Downtown) on Feb. 13, 2007 at Houston...Knee and back injuries limited him to 70 games...**2007-08 (Kings):** Averaged 20.5 points, his career high over a full season...Had a season-high 33 points on Nov. 20 vs. Suns; career-high 11 assists on Dec. 8 at Denver...Limited to 57 games: missed season's first seven games due to NBA suspension...Logged a career-high 53 minutes (28 pts, 8 reb) in 2OT win over Knicks, Nov. 16, 2007...Missed seven games in January after surgery on right elbow...Missed five games in April with sprained left thumb...**2008-09 (Rockets):** In lone season in Houston, earned Second-Team All-Defensive honors, his most recent All-Defensive honor...Recorded a career-high 153 3PT FGM...Nailed a career-high six 3PT FGM (32 points) in loss at Chicago, Feb. 28, 2009...Played in 69 games (55 starts): Missed a total of 13 games in season's first half with sore right ankle and moderate to severe bone bruise in the ankle...**2009-10 (Lakers):** In first season with Lakers, played major role as LA stormed to second straight NBA title...Appeared in 77 games (all starts) with 11.0 ppg, 4.3 rpg and 1.38 spg in 33.8 mpg...Scored 20-plus points four times...Recorded 10,000th career point on Dec. 12 at Utah...In three games from Feb. 28-Mar. 4, had 6-5-5 steals and became first Laker to post three consecutive games with five or more steals since Magic Johnson in 1981...Averaged 11.2 points in the Playoffs, starting all 23 Lakers post-season games...Scored game-winning put-back layup at the buzzer in Game Five of West Finals vs. Suns (103-101, May 27 at LA)...Notched 10.6 ppg in The Finals vs. Celtics, and played key role in Lakers' Game Seven win with 20 points (7-18 FGA), five rebounds and five steals, Jun. 17 at LA...**2010-11 (Lakers):** Played in all 82 games (all starts) for the first time in his career...Scored 11,000th career point on Feb. 11 at NY...**2011-12 (Lakers):** In 64 games (45 starts), averaged 7.7 points in 26.9 mpg...Recorded 1,500th career steal on Feb. 23 at Oklahoma City...Season-high 26 points (10-15 FGA, 5-8 from Downtown) at San Antonio, Apr. 11...Missed one game (Apr. 26 at Sacramento) due to NBA suspension.

As A Collegian: Averaged 13.1 points and 6.3 rebounds in 69 games over two seasons at St. John's, leading Red Storm to 50-19 record...Earned First-Team All-Big East accolades, Wooden Award finalist and was named Third-Team All-American by The Associated Press, Basketball Times and the NABC as a sophomore in 1998-99, helping to lead Red Storm to Elite Eight...Averaged 11.6 points and 6.3 rebounds as a freshman, earning Big East All-Rookie and All-Big East Tournament honors in 1997-98.

Community Corner: Winner of 2010-11 J. Walter Kennedy Citizenship Award...Actively involved in mental health awareness initiatives, auctioning off his 2010 NBA Championship ring to raise money for mental health programs and speaking before members of Congress in Washington as an advocate of mental health...Recognized by UCLA for his frequent visits to patients at UCLA's neuropsychiatric hospital and for bringing awareness to the importance of mental health during a ceremony at the Ronald Reagan UCLA Medical Center, Jan. 18, 2013. Received the school's C/CARE Award, becoming the first recipient of the award not affiliated with UCLA Health System...Joined Dwight Howard and the Laker Girls to serve Thanksgiving dinners to participants from Big Brothers/Big Sisters at Lucille's Smokehouse BBQ in Torrance, Nov. 19, 2012...Launched his A.R.T.E.S.T. (Arithmetic Reaches Tomorrow's Exemplary Students Today) Math Masters Program at Felix Cook Jr. Elementary School in Oct 2008; participants in the program utilized his game statistics to help master math fundamentals in preparation for the TAKS test...Brought a group of 18 kids from Queensbridge to Disney World in Florida in Aug. 2008...Joined a contingent of representatives from the NBAPA and the Feed the Children program on a goodwill mission to Africa in July 2007, distributing more than one million meals to impoverished areas in Nairobi as part of the NBPA's "Feeding One Million" campaign...Reunited with the Feed the Children program for a mission to Central America in August 2007, delivering rations and supplies to deprived areas throughout Honduras...Launched a new welfare program in Sept 2007 titled "Xcel University," which was established with the goal of identifying issues facing high-risk students while collaborating with schools and community centers to encourage and reward students who are leading productive lives...Visited "A Place Called Home," a non-profit organization for homeless families in South Central Los Angeles, speaking to kids about the virtues of education and a life void of violence and drugs...Co-hosted 2006 Wheelchair Charities Classic at MSG...Sponsors basketball tournaments four times a year held at NYC's Queensbridge Projects.

Personal: Metta World Peace...Born Ronald William Artest Jr.; legally changed name to Metta World Peace on Sep. 16, 2011...Wears No. 51 as a Knick to as tribute to his father, Ron Artest Sr., who wore the number at Long Island City HS in the mid-'70s...Cast member for Season 13 of ABC's "Dancing With The Stars" (2011)...Has a record label called "TruWarrior"...Mathematics major at St. John's...Named a McDonald's All-American, as well as the Co-Player of the Year in New York City and the State of New York as a senior at La Salle Academy...Teamed with Elton Brand and Lamar Odom on the same AAU team as a teenager.

COLE ALDRICH

Height: 6-11"
Weight: 245 lbs.
Born: Oct. 31, 1988
Borhsville, MN

Jersey Number: 45
High School:
Thomas Jefferson
(Bloomington, MN)

College: Kansas
Years Pro: 3
Position: Center



NBA REGULAR SEASON RECORD																							
Season	Team	G	Min	FGM	FGA	Pct.	3P	3PA	Pct.	FTM	FTA	Pct.	Off	Def	Tot	Ast	Stl	TO	Blk	Pts	RPG	APG	PPG
10-11	OCT	18	142	8	15	.533	0	0	---	2	4	.500	13	22	35	4	5	8	7	18	1.9	0.2	1.0
11-12	OCT	26	173	22	42	.524	0	0	---	13	14	.929	13	35	48	3	8	9	16	57	1.8	0.1	2.2
12-13	HOU/SAC	45	388	44	80	.550	0	0	---	12	20	.600	30	90	120	9	5	23	23	100	2.7	0.2	2.2
Totals		89	703	74	137	.540	0	0	---	27	38	.711	56	147	203	16	18	40	46	175	2.3	0.2	2.0

NBA PLAYOFFS RECORD																							
Season	Team	G	Min	FGM	FGA	Pct.	3P	3PA	Pct.	FTM	FTA	Pct.	Off	Def	Tot	Ast	Stl	TO	Blk	Pts	RPG	APG	PPG
11-12	OCT	5	25	4	9	.444	0	0	---	2	4	.500	5	8	13	0	0	0	0	10	2.6	0.0	2.0

NBA DEVELOPMENT LEAGUE REGULAR SEASON RECORD																							
Season	Team	G	Min	FGM	FGA	Pct.	3P	3PA	Pct.	FTM	FTA	Pct.	Off	Def	Tot	Ast	Stl	TO	Blk	Pts	RPG	APG	PPG
10-11	TUL	21	615	86	158	.544	0	0	---	45	56	.804	54	127	181	27	10	37	55	217	8.6	1.3	10.3

CAREER HIGHS											
Minutes	26	at HOU	Apr. 14, 2013	FTM	4	Done 2 times	Assists	1	Done 16 times		
FGM	6	Done 2 times	FTA	4	Done 3 times	Steals	2	vs. DET	Jan. 23, 2012		
FGA	7	at HOU	Apr. 14, 2013	Off. Reb.	5	Done 2 times	Turnovers	4	at HOU	Dec. 29, 2012	
3-Point FGM	0			Def. Reb.	9	at OCT	Apr. 15, 2013	Blocked Shots	4	at HOU	Apr. 14, 2013
3-Point FGA	0			Tot. Reb.	13	at OCT	Apr. 15, 2013	Points	12	Done 2 times	

Signed as a free agent on Sep. 24, 2013...Career averages of 2.0 points, on 54-percent shooting, with 2.3 rebounds over 7.9 minutes in 89 games over three seasons with Oklahoma City, Houston and Sacramento...Averaged 2.2 points and 2.7 rebounds over 8.6 minutes in 45 games for the Rockets and Kings during 2012-13...Originally selected by New Orleans in the first round (11th pick overall) of 2010 NBA Draft following his junior season at Kansas, and then, had his draft rights traded to Oklahoma City...Member of the 2008 NCAA Championship team and finished his collegiate career with averages of 9.4 points and 7.7 rebounds.

IKE DIOGU

Height: 6-8"
Weight: 255 lbs.
Born: Sep. 11, 1983
Buffalo, NY

Jersey Number: 50
High School:
Garland
(Garland, TX)

College: Arizona State
Years Pro: 7
Position: Forward



NBA DEVELOPMENT LEAGUE REGULAR SEASON RECORD																							
Season	Team	G	Min	FGM	FGA	Pct.	3P	3PA	Pct.	FTM	FTA	Pct.	Off	Def	Tot	Ast	Stl	TO	Blk	Pts	RPG	APG	PPG
05-06	GSW	69	1031	175	334	.524	0	0	---	136	168	.810	95	134	229	29	15	78	30	486	3.3	0.4	7.0
06-07	GSW/IND	59	760	127	266	.477	0	0	---	112	140	.800	75	128	203	25	8	67	26	366	3.4	0.4	6.2
07-08	IND	30	305	64	134	.478	0	0	---	40	47	.851	38	47	85	10	7	20	3	168	2.8	0.3	5.6
08-09	POR/SAC	29	215	39	74	.527	1	2	.500	40	53	.755	26	30	56	3	3	12	3	119	1.9	0.1	4.1
10-11	LAC	36	470	83	148	.561	0	0	---	41	62	.661	41	74	115	2	3	22	3	207	3.2	0.1	5.8
11-12	SAS	2	14	0	2	.000	0	0	---	2	2	1.000	0	1	1	0	0	1	0	2	0.5	0.0	1.0
Totals		225	2795	488	958	.509	1	2	.500	371	472	.786	275	414	689	69	36	200	65	1348	3.1	0.3	6.0

CAREER HIGHS											
Minutes	41	at DEN	Apr. 13, 2009	FTM	12	vs. DAL	Apr. 12, 2006	Assists	3	Done 2 times	
FGM	14	at DEN	Apr. 13, 2009	FTA	13	vs. DAL	Apr. 12, 2006	Steals	3	at ATL	Dec. 26, 2007
FGA	20	at DEN	Apr. 13, 2009	Off. Reb.	8	vs. SAS	Apr. 1, 2007	Turnovers	5	Done 2 times	
3-Point FGM	1	at LAC	Apr. 10, 2009	Def. Reb.	10	at MIN	Apr. 15, 2009	Blocked Shots	4	vs. PHO	Apr. 14, 2006
3-Point FGA	1	Done 2 times		Tot. Reb.	13	Done 2 times		Points	32	at DEN	Apr. 13, 2009

Signed as a free agent on Sep. 27, 2013...Career averages of 6.0 points, on 50.9-percent shooting, 3.1 rebounds and 12.4 minutes in 225 games (18 starts) over six seasons with Golden State, Indiana, Portland, Sacramento, L.A. Clippers and San Antonio...Spent the last two seasons playing in Puerto Rico (Arecibo) and China (Xinjiaing), after playing in two games for San Antonio in 2011-12...Originally selected by Golden State following three seasons at Arizona State in the first round (ninth pick overall) of 2005 NBA Draft.

CHRIS DOUGLAS-ROBERTS

Height: 6-7"
Weight: 210 lbs.
Born: Jan. 8, 1987
Detroit, MI

Jersey Number: 14
High School:
Cass Technical
(Detroit, MI)

College: Memphis
Years Pro: 4
Position: Guard



NBA REGULAR SEASON RECORD																							
Season	Team	G	Min	FGM	FGA	Pct.	3P	3PA	Pct.	FTM	FTA	Pct.	Off	Def	Tot	Ast	Stl	TO	Blk	Pts	RPG	APG	PPG
08-09	NJN	44	585	81	176	.460	3	12	.250	51	62	.823	14	36	50	52	12	31	7	216	1.1	1.2	4.9
09-10	NJN	67	1730	255	573	.445	14	54	.259	133	157	.847	45	153	198	93	55	97	19	657	3.0	1.4	9.8
10-11	MIL	44	884	117	273	.429	15	46	.326	74	89	.831	7	81	88	50	29	35	13	323	2.0	1.1	7.3
12-13	DAL	6	63	5	14	.357	0	4	.000	7	10	.700	0	5	5	4	2	1	0	17	0.8	0.7	2.8
Totals		161	3262	458	1036	.442	32	116	.276	265	318	.833	66	275	341	199	98	164	39	1213	2.1	1.2	7.5

NBA DEVELOPMENT LEAGUE REGULAR SEASON RECORD																							
Season	Team	G	Min	FGM	FGA	Pct.	3P	3PA	Pct.	FTM	FTA	Pct.	Off	Def	Tot	Ast	Stl	TO	Blk	Pts	RPG	APG	PPG
12-13	TEX	11	423	79	160	.494	15	38	.395	75	83	.904	8	50	58	49	21	37	7	248	5.3	4.5	22.5

CAREER HIGHS											
Minutes	45	at MIL	Nov. 18, 2009	FTM	12	at MIL	Nov. 18, 2009	Assists	7	at NYK	Mar. 18, 2009
FGM	13	at CHI	Jan. 24, 2011	FTA	14	at MIL	Nov. 18, 2009	Steals	3	Done 6 times	
FGA	25	vs. IND	Nov. 17, 2009	Off. Reb.	4	at MIL	Nov. 18, 2009	Turnovers	5	Done 3 times	
3-Point FGM	3	at UTA	Nov. 29, 2010	Def. Reb.	10	vs. IND	Nov. 17, 2009	Blocked Shots	4	vs. MIA	Jan. 7, 2011
3-Point FGA	5	at UTA	Nov. 29, 2010	Tot. Reb.	12	vs. IND	Nov. 17, 2009	Points	31	at MIL	Nov. 18, 2009

Signed as a free agent on Oct. 2, 2013...Averaged 7.5 points, on 44.2-percent shooting, over 20.3 minutes in 161 games (52 starts) over four seasons with New Jersey, Milwaukee and Dallas...Averaged 17.9 points, 6.0 rebounds, 1.9 assists and 1.44 steals over 34.8 minutes in 16 games for the Texas Legends of the NBA D-League in 2012-13.

TOURE MURRY

Height: 6-5"
Weight: 195 lbs.
Born: Nov. 8, 1989
Houston, TX

Jersey Number: 23
High School:
Klein Forest
(Houston, TX)

College: Wichita St.
Years Pro: Rookie
Position: Guard



COLLEGIATE RECORD																							
Season	Team	G	Min	FGM	FGA	Pct.	3P	3PA	Pct.	FTM	FTA	Pct.	Off	Def	Tot	Ast	Stl	TO	Blk	Pts	RPG	APG	PPG
08-09		34	960	128	345	.371	51	159	.321	67	89	.753	28	100	128	85	44	94	13	374	3.8	2.5	11.0
09-10		35	1106	142	335	.424	42	127	.331	92	130	.708	37	138	175	109	49	74	9	418	5.0	3.1	11.9
10-11		37	965	109	268	.407	26	92	.283	102	128	.797	42	125	167	125	45	99	10	346	4.5	3.4	9.4
11-12		33	968	140	332	.422	16	56	.286	105	133	.789	46	110	156	110	42	73	9	401	4.7	3.3	12.8
Totals		139	3999	519	1280	.405	135	434	.311	366	480	.763	153	473	626	429	180	340	41	1539	4.5	3.1	11.1

NBA DEVELOPMENT LEAGUE REGULAR SEASON RECORD																							
Season	Team	G	Min	FGM	FGA	Pct.	3P	3PA	Pct.	FTM	FTA	Pct.	Off	Def	Tot	Ast	Stl	TO	Blk	Pts	RPG	APG	PPG
12-13	RGV	46	1079	139	305	.456	26	72	.361	79	115	.687	31	86	117	127	74	92	7	383	2.5	2.8	8.3

NBA DEVELOPMENT LEAGUE PLAYOFF RECORD																							
Season	Team	G	Min	FGM	FGA	Pct.	3P	3PA	Pct.	FTM	FTA	Pct.	Off	Def	Tot	Ast	Stl	TO	Blk	Pts	RPG	APG	PPG
12-13	RGV	6	215	33	67	.493	7	18	.389	11	15	.733	9	21	30	29	17	22	2	84	5.0	4.8	14.0

Signed as a free agent on Sep. 10, 2013...Averaged 7.6 points, 3.4 rebounds, 2.6 assists and 1.20 steals over 20.8 minutes in five games for New York's entry at the 2013 NBA Summer League in Las Vegas, NV...Helped lead Rio Grande to the NBA D-League Championship last season, averaging 8.3 points, on 45.6-percent shooting, with 2.8 assists, 2.5 rebounds and 1.61 steals over 23.5 minutes in 46 regular season games (30 starts)...Played four seasons at Wichita State, averaging 12.2 points, 4.7 rebounds and 3.3 assists over 29.3 minutes his senior season in 2011-12.

JOSH POWELL



Height: 6-9"
Weight: 240 lbs.
Born: Jan. 25, 1983
Charleston, SC

Jersey Number: 20
High School:
Riverdale
(Riverdale, CA)

College: North
Carolina State
Years Pro: 6
Position: Forward

NBA REGULAR SEASON RECORD

Season	Team	G	Min	FGM	FGA	Pct.	3P	3PA	Pct.	FTM	FTA	Pct.	Off	Def	Tot	Ast	Stl	TO	Blk	Pts	RPG	APG	PPG
05-06	DAL	37	429	37	81	.457	0	0	---	36	45	.800	28	53	81	9	7	22	4	110	2.2	0.2	3.0
06-07	IND/GSW	37	353	43	93	.462	0	0	---	30	42	.714	24	64	88	21	5	29	12	116	2.4	0.6	3.1
07-08	LAC	64	1228	145	315	.460	0	3	.000	63	87	.724	115	216	331	47	14	65	23	353	5.2	0.7	5.5
08-09	LAL	60	703	106	239	.444	0	0	---	38	50	.760	71	105	176	27	9	51	17	250	2.9	0.5	4.2
09-10	LAL	63	581	71	194	.366	7	16	.438	20	31	.645	44	72	116	35	9	33	6	169	1.8	0.6	2.7
10-11	ATL	54	653	94	208	.452	0	1	.000	36	45	.800	49	86	135	22	5	53	5	224	2.5	0.4	4.1
Totals		315	3947	496	1130	.439	7	20	.350	223	300	.743	331	596	927	161	49	253	67	1222	2.9	0.5	3.9

NBA PLAYOFFS RECORD

Season	Team	G	Min	FGM	FGA	Pct.	3P	3PA	Pct.	FTM	FTA	Pct.	Off	Def	Tot	Ast	Stl	TO	Blk	Pts	RPG	APG	PPG
05-06	DAL	6	25	0	4	.000	0	0	---	0	0	---	2	0	2	1	0	1	0	0	0.3	0.2	0.0
06-07	GSW	4	6	0	0	---	0	0	---	1	2	.500	1	0	1	0	0	1	1	0.3	0.0	0.3	
08-09	LAL	14	73	11	26	.423	1	1	1.000	6	6	1.000	7	10	17	4	0	4	1	29	1.2	0.3	2.1
09-10	LAL	13	40	3	8	.375	0	1	.000	3	4	.750	2	4	6	1	0	1	0	9	0.5	0.1	0.7
10-11	ATL	9	48	5	9	.556	0	0	---	0	0	---	3	6	9	1	0	2	0	10	1.0	0.1	1.1
Totals		46	192	19	47	.404	1	2	.500	10	12	.833	15	20	35	7	0	8	2	49	0.8	0.2	1.1

NBA DEVELOPMENT LEAGUE REGULAR SEASON RECORD

Season	Team	G	Min	FGM	FGA	Pct.	3P	3PA	Pct.	FTM	FTA	Pct.	Off	Def	Tot	Ast	Stl	TO	Blk	Pts	RPG	APG	PPG
05-06	FWF	3	89	22	31	.710	0	0	---	9	11	.818	10	11	21	1	2	6	2	53	7.0	0.3	17.7

CAREER HIGHS

Minutes	51 vs. SAC	Mar. 5, 2008	FTM	7 vs. LAC	Apr. 19, 2006	Assists	5 at MIL	Feb. 27, 2007
FGM	11 vs. HOU	Apr. 6, 2008	FTA	10 vs. LAC	Apr. 19, 2006	Steals	2	Done 4 times
FGA	15 at WAS	Mar. 15, 2008	Off. Reb.	7	Done 2 times	Turnovers	5 at SEA	Apr. 2, 2008
3-Point FGM	1	Done 7 times	Def. Reb.	10 at SEA	Apr. 2, 2008	Blocked Shots	3 vs. DEN	Nov. 21, 2008
3-Point FGA	2	Done 2 times	Reb.	13 at SAC	Apr. 3, 2008	Points	22 vs. HOU	Apr. 6, 2008

Signed as a free agent on Sep. 30, 2013... Career averages of 3.9 points on 43.9-percent shooting, and 2.9 rebounds over 12.5 minutes in 315 games (28 starts) over six seasons with Dallas, Indiana, Golden State, L.A. Clippers, L.A. Lakers and Atlanta... Spent the 2012-13 season playing in Greece (Olympiacos) and Puerto Rico (Brujos de Guayama), after playing in China (Liaoning) in 2011-12... Went to training camp with San Antonio last season before being waived on Oct. 26... A member of the 2009 NBA Champion L.A. Lakers... Undrafted following two seasons at North Carolina State... Began his professional career playing overseas for two seasons in Italy and Russia.

CHRIS SMITH



Height: 6-2"
Weight: 200 lbs.
Born: Oct. 13, 1987
Millstone, NJ

Jersey Number: 0
High School:
Saint Benedict's
Prep (Newark, NJ)

College: Louisville
Years Pro: Rookie
Position: Guard

COLLEGIATE RECORD

Season	Team	G	Min	FGM	FGA	Pct.	3P	3PA	Pct.	FTM	FTA	Pct.	Off	Def	Tot	Ast	Stl	TO	Blk	Pts	RPG	APG	PPG
07-08	MAN	21	520	78	193	.404	16	57	.281	35	56	.625	30	44	74	22	8	25	2	207	3.5	1.0	9.9
09-10	MAN	29	946	133	367	.362	40	139	.288	83	114	.728	33	133	166	36	33	64	8	389	5.7	1.2	13.4
10-11	LOU	35	909	116	253	.458	38	94	.404	58	85	.682	54	107	161	88	32	58	3	328	4.6	2.5	9.4
11-12	LOU	40	1099	122	302	.404	67	168	.399	75	102	.735	40	103	143	76	34	44	0	386	3.6	1.9	9.7
Totals		125	3474	449	1115	.403	161	458	.352	251	357	.703	157	387	544	222	107	191	13	1310	4.4	1.8	10.5

Signed as a free agent on Sep. 10, 2013... Averaged 5.0 points, 2.2 rebounds and 1.8 assists over 19.9 minutes in five games for New York's entry at the 2013 NBA Summer League in Las Vegas, NV... Originally signed with New York on Aug. 1, 2012, but was waived on Oct. 26 while recovering from left patella tendon surgery... Played two seasons at Louisville, averaging 9.7 points, 3.6 rebounds and 1.9 assists over 27.5 minutes in 40 games (38 starts), and helped lead the Cardinals to the NCAA Final Four during his senior season in 2011-12. He is the younger brother of Knicks guard and reigning NBA Sixth Man of the Year J.R. Smith.



Dave Saffran, MSG Photos

SEASON IN REVIEW



2012-13

2012-13

SEASON IN REVIEW

SEASON IN REVIEW

The New York Knickerbockers marked their 67th season as a charter member of the NBA with a 54-28 (.659) regular season mark, winning the Atlantic Division Championship and nailing down the second seed (behind defending NBA Champion Miami) in the Eastern Conference for the 2013 NBA Playoffs.

The Playoffs

vs. Boston (4-2): Knicks had a six-game first-round triumph over Boston, capped with an 88-80 Game Six win at Boston's TD Garden on May 3...It was their seventh all-time Playoff series win over Boston (against eight losses) and their first series win over their oldest rivals since the unforgettable five-game first round win in 1990, capped with the legendary 121-114 Game Five win at Boston Garden on May 6, 1990.

vs. Indiana (2-4): Knicks lost in six games to the Indiana Pacers...It marked the seventh all-time Playoff series between the Knicks and Pacers, and the first since Indiana defeated New York in the 2000 East Finals...In the teams' longstanding Playoff rivalry that began in 1993, Pacers have won four series, Knicks three.

Melo For The Books: Carmelo Anthony averaged 28.8 ppg for the 2013 Playoffs, recording the third-highest scoring average in Knicks team history for a Playoff season...Finished second in scoring to OKC's Kevin Durant (30.8) on the 2013 NBA Playoff leader board...In the Indiana series, established a Knicks club record for most FGM in a six-game series (65)...In the Boston series, his 175 points were a Knicks Playoff record for a six-game series...Against the Celtics, he also established Knicks six-game series marks for FGA (160), FTM (44) and FTA (49)...En route to 36 points in Game Four against Boston, Carmelo went 10-35 FGA and 16-20 FTA; his 35 FGA tied Bernard King's single-game club Playoff record (1984 vs. Detroit), and his 20 FTA set a new club single-game Playoff mark.

The Regular Season

Sailing The Atlantic: Knicks won their fifth Atlantic Division Championship, their first since 1993-94...Since the NBA went to a four-division setup in 1970-71 (six divisions in 2004-05), the Knicks have won the Atlantic in 1970-71 (Red Holzman), 1988-89 (Rick Pitino), 1992-93 (Pat Riley), 1993-94 (Riley) and 2012-13 (Mike Woodson)...In 1991-92, their first season under Riley, Knicks finished in a first-place tie in the Atlantic (51-31), but Boston won the division title via tiebreaker...Knicks mathematically clinched the Atlantic title on Apr. 9, beating Washington 120-99 at the Garden (game No. 77), in the final game of their season-high 13-game winning streak.

Wire-To-Wire: Knicks held at least a share of first place in the Atlantic Division for every day during the 2012-13 season, leading the race from wire-to-wire.

The Big Five-Oh: Knicks reached the 50-win plateau for the 13th time in club history, and the first time since 1999-2000 (50-32 under Jeff Van Gundy)...Their 54 wins represented their highest win total since 1996-97 (57-25).

Cancel That Vacation...Again: Knicks earned their third straight trip to the NBA Playoffs...Knicks mathematically clinched an NBA Playoff berth on Mar. 22 with a 99-94 win at Toronto (game No. 67)...Knicks' 54-28 record marked their third straight winning season.

The Streak: Knicks' longest winning streak was a 13-game streak in late season (Mar. 18-Apr. 9), the third-longest winning streak in franchise history; topped in club annals only by the 18-game winning streak during the 1969-70 NBA Championship season, and the 15-gamer during the 1993-94 Eastern Conference Championship campaign.

The Start: Knicks got the season started in blazing fashion by winning their first six games, falling just one game shy of their best season start without a loss (7-0 start in 1993-94).

Woody: Knicks have gone 72-34 (.679) since Mike Woodson's appointment as interim head coach on Mar. 14, 2012...Woodson's .679 winning percentage as Knicks head coach is the second-best in club annals, trailing only Pat Riley (.680 on 223-105)...Woodson was named NBA Eastern Conference Coach of the Month for April, the first Knicks coach to be named COTM since Pat Riley in March 1994...Following his 100th game as Knicks head coach (Apr. 7 at OKC; won 125-120), Woodson's record stood at 68-32, the best winning percentage (.680) for any coach in Knicks history after his first 100 games.

At Home (31-10): Knicks finished 31-10 (.756) at home, recording their highest home win total since 1999-2000 (33-8)...Knicks book-ended their home season by winning their first 10 home games (Nov. 2-Dec. 15), and then by winning their last 10 home games (Mar. 9-Apr. 17)...Longest home losing streak was just two games (three times).

On The Road (23-18): Knicks finished 23-18 (.575) on the road, their winningest road season since 1996-97 (26-15)...Knicks fell just four road wins shy of club record (27-10 in 1969-70 championship season)...Longest road win streak was six games (Mar. 18-Apr. 7); longest road losing streak was four (Mar. 11-17 on West Coast trip, just prior to overall 13-game win streak)...Road record included 102-87 win on Jan. 17 in London over Detroit (Pistons were designated home team).

By The Months: Knicks were 11-4 in November, 10-5 in December, 7-6 in January, 6-5 in February, 12-6 in March and 8-2 in April...Knicks' 12-6 March was their winningest month since December 1996 (12-3)...For the first time since their 57-win year in 1996-97, the Knicks recorded a winning record in each month of the regular season.

East/West: Knicks went 37-15 against the Eastern Conference, 17-13 against the Western Conference...Enjoyed their winningest season vs. East since 1996-97 (38-16), winningest season vs. West since 1999-2000 (18-10).

Post-Season Honors: J.R. Smith was named 2012-13 KIA NBA Sixth Man of the Year, outpacing Clippers' Jamal Crawford, 484-352 in national media balloting. Became third Knick in club history to win Sixth Man honors, joining Anthony Mason (1994-95) and John Starks (1996-97)...Carmelo Anthony finished third in the balloting for 2012-13 KIA NBA Most Valuable Player with 475 points, behind Heat's LeBron James (1,207) and Thunder's Kevin Durant (765)...Melo was also named to the 2012-13 All-NBA Second Team, his sixth career All-NBA designation (second as a Knick)...Jason Kidd became the first-ever back-to-back winner of the NBA Sportsmanship Award (Joe Dumars Trophy) as voted by NBA players, winning the award for the second straight year and for the first time as a Knick...Tyson Chandler was named to the 2012-13 NBA All-Defensive First Team (third straight All-Defensive team honor, and first time on First Team).

On The Leader Board: Carmelo Anthony led the NBA with 28.7 ppg, joining newly-minted Hall of Famer Bernard King (32.9 in 1984-85) as the only Knicks in the franchise's 67-year history to lead the League in scoring...Melo also finished 14th in minutes per game (37.0)...J.R. Smith finished 18th in the NBA in scoring (18.1) and led the League with 29 20-plus scoring games off the bench (tied with Clippers' Jamal Crawford)...Jason Kidd led the League in steals-per-turnover ratio (1.64), and ranked third in assists-per-turnover ratio (3.28)...Steve Novak was 11th in the NBA in three-point shooting (.425).

Hey Now, You're An All-Star: At NBA All-Star 2013 in Houston, Feb 15-17, Carmelo Anthony (26 pts and 12 rebounds in sixth All-Star appearance, fifth start) and Tyson Chandler (7 pts, 8 rebounds in 17 bench mins in first All-Star appearance) starred for East squad in loss to West, becoming first pair of Knicks All-Star teammates since Allan Houston and Latrell Sprewell at Washington in 2001.

TW3 (Times Five): Carmelo Anthony became the first Knick in franchise history to be honored as Eastern Conference Player of the Week four times in one season, honored in periods ending: Dec. 2 (29.5 ppg, Knicks 3-1); Jan. 6 (36.0 ppg, Knicks 2-1); Apr. 7 (41.8 ppg, Knicks 4-0) and Apr. 14 (32.0 ppg, Knicks 3-1)...J.R. Smith was named Eastern Conference Player of the Week for the period ending Mar. 31 (29.8 ppg, Knicks 4-0).

Threeeeeee-Point Goal: Knicks went 891-2,371 (.376) from Downtown during the 2012-13 season, establishing an NBA single-season record with 891 3PT FGM (breaking the old mark of 841 by Orlando in 2009-10)...Knicks' 2,371 3PT FGA broke the old NBA mark of 2,284 that NYK established in 2008-09...Knicks ranked fifth in the NBA in 3PT FG pct. (.376)...Knicks connected from Downtown in each of the regular season's 82 games...Knicks tied a single-game team record with 20 3PT FGM in division-clinching win over Washington on Apr. 19 (also had 20 3PT FGM on Mar. 17, 2011 vs. Grizzlies)...Anthony tied Knicks' single-game mark with nine 3PT FGM on Jan. 27 vs. Hawks...Knicks tied an NBA single-game record with nine players with at least one 3PT FGM, turning the trick twice (Feb. 2 vs. Kings, Mar. 20 vs. Magic).

Turnover Turnaround: One of the keys to Knicks' success in 2012-13 was their dramatic improvement in the turnover column...Knicks led the NBA with just 12.0 turnovers per game, after they had finished next-to-last in the League with 16.0 top in 2011-12.

New Faces Of '13: A total of eight players made their Knicks debut in 2012-13: Chris Copeland, Kenyon Martin, Rasheed Wallace, Jason Kidd, Ronnie Brewer, Pablo Prigioni, James White and Solomon Jones...Marcus Camby, Kurt Thomas, Raymond Felton, Quentin Richardson and Earl Barron all returned to the team for their second stints as Knicks...At age 35, Prigioni became the second-oldest player in NBA history to make his League debut (Charley Shipp of 1949-50 Waterloo Hawks)...On Mar. 18 at Utah, both Copeland and Prigioni were in the starting lineup - according to the Elias Sports Bureau, it marked the first time the Knicks started two undrafted rookies in the same game since Elias began charting starting lineups in 1970-71...At season's end, Amar'e Stoudemire (three full seasons) ranked as the senior Knick in terms of continuous service with NYK.

Attendance: Knicks sold out each of their regular season and Playoff home games for the second straight year, ending the 2012-13 season with a streak of 115 consecutive home sellouts (preseason+regular season+Playoffs)...Last non-sellout at the Garden (pre-season, regular season or Playoffs) was on Dec. 12, 2010 vs. Denver (19,387)...Knicks ranked seventh in the NBA in total and average home attendance (41 dates, 780,353 total, 19,033 average, 41 sellouts) in 2012-13...Knicks averaged better than 19,000-plus in home attendance for the 19th time in the last 21 seasons...In the wake of the Garden Transformation, the Knicks' capacity figure was revised from its familiar 19,763 (which it had been since 1991-92) to 19,033.

Offensively Speaking: Knicks ranked 11th in the NBA in scoring (100.0) and 18th in FG pct. (.448)...Knicks were 39-7 when scoring 100-plus points, 15-2 when shooting .500-plus...Season-highs 125 points in 125-120 win at Oklahoma City, Apr. 7; 573 shooting (47-82 FGA) in 113-97 win over Magic, Jan. 30...Knicks had season-high seven double-figure scorers in Nov. 5 win at Philadelphia...Had three 20-plus scorers four times and two 30-plus scorers three times (Anthony and Smith each time)...Knicks had 40 individual 30-plus scoring games, shared among three players (Anthony 31, Smith 7, Copeland 2).

Dee-Fense: Knicks finished seventh in the NBA in opposing ppg (95.7) and 19th in the League in opposing FG pct. (.458)...Knicks' rank of seventh-best in opposing ppg was their best since 2000-01, when they led the NBA with 88.7 ppg against...Knicks were 43-10 when holding the opposition under 100 points...Knicks allowed season-low opposition 76 points in 88-76 win over Pacers, Nov. 18; season-low opposition .337 FG pct. (29-86 FGA) to Philadelphia in 110-88 win on Nov. 5.

Off The Bench: Knicks averaged 4.2 ppg (3.296) in bench scoring in 2012-13 (third in NBA)...J.R. Smith (18.1 ppg) led the NBA with 29 20-plus scoring games off the bench (tied with LAC's Crawford) and won NBA Sixth Man of the Year honors...Knicks produced 39 20-plus scoring games off the bench, shared among four players: Smith (29), Stoudemire (6), Copeland (3) and Novak (1)...Smith scored 30-plus points off the bench seven times (season-high 37 vs. Charlotte, Mar. 29)...Knicks produced two 20-plus scorers off the bench in the same game four times...On Feb. 2 vs. Kings, Knicks' bench outscored Sacramento's 82-38, scoring an all-time franchise high 82 points off the bench (four marks was 81 vs. Detroit, Oct. 27, 1984). Knicks won, 120-81, marking the first time in team history that the bench outscored the opposing team (82-81).

Crunch Time: Knicks were 2-1 in games decided in the final 10 seconds of regulation or overtime...J.R. Smith became the first player in Knicks history (since the feat was charted going back to 1980) to record two game-winning, game-ending buzzer-beater shots in the same season: on Dec. 5 at Charlotte (18-foot jumper, 100-98) and Dec. 26 at Phoenix (21-foot baseline jumper, 99-97).

Fame: For Knicks legend Richie Guerin, the long wait finally ended on Feb. 15, when he was elected to the Naismith Memorial Basketball Hall of Fame with the Class of 2013 as a "direct elect" by the Veterans Committee...On Apr. 8, Knicks legend Bernard King and former head coach Rick Pitino were named to join Guerin among the Hall's Class of 2013.

With Pride We Honor: On April 5, the Knicks honored their 1973 NBA Championship team upon its 40th anniversary on Knicks Legends Night presented by Chase, with all of the team's surviving 11 members on hand at the Garden for that night's win over Milwaukee...Earlier in the season, Knicks honored retired MSG Network voice John Andariese with the fifth annual Dick McGuire Knicks Legacy Award, joining previous winners Dick McGuire, Cal Ramsey, Mike Saunders and Herb Williams.

For Absent Friends: Knicks mourned the passing of former players Ray Williams at age 58 on Mar. 22, 2013; Donniss Butcher at age 76 on Oct. 9, 2012; Hall of Famer Slater Martin at age 86 on Oct. 18, 2012; Original Knick and longtime sportscaster/Big Apple ambassador Bud Palmer at age 91 on Mar. 19, 2013; and Original Knick Ossie Schectman at age 94 on Jul. 30, 2013; along with former scout Kenny "Eggman" Williamson at age 65 on Nov. 13, 2012, longtime Knicks and Garden publicist Jim Wergeles at age 90 on Apr. 26, 2013, and former Knicks Publications contributor and longtime Newsday columnist Stan Isaacs at age 83 on Apr. 2, 2013.

KNICKERBOCKERS STATISTICS

Player	G	GS	Min	FG	FGA	Pct.	3P	3PA	Pct.	FT	FTA	Pct.	Off	Def	Tot	Ast	PF	Dq	Stl	TO	Blk	Pts	Avg
Anthony	67	67	2482	669	1489	.449	157	414	.379	425	512	.830	134	326	460	171	205	1	52	175	32	1920	28.7
J. Smith	80	0	2678	527	1249	.422	155	436	.356	237	311	.762	64	361	425	218	226	3	100	134	24	1446	18.1
Stoudemire	29	0	682	154	267	.577	0	0	---	105	130	.808	60	85	145	13	89	0	10	50	21	413	14.2
Felton	68	68	2313	377	882	.427	93	258	.360	101	128	.789	51	143	194	372	130	0	94	155	14	948	13.9
Chandler	66	66	2164	255	400	.638	0	0	---	179	258	.694	269	434	703	62	188	2	42	87	75	689	10.4
Copeland	56	13	862	182	380	.479	59	140	.421	63	83	.759	34	85	119	27	104	1	16	50	12	486	8.7
Martin	18	11	431	56	93	.602	0	0	---	17	40	.425	34	61	95	8	64	1	16	16	17	129	7.2
Wallace	21	0	296	55	142	.387	22	69	.319	14	20	.700	11	72	83	6	40	1	13	10	15	146	7.0
Shumpert	45	45	996	109	275	.396	51	127	.402	36	47	.766	31	105	136	75	99	1	43	37	7	305	6.8
Novak	81	1	1641	178	430	.414	149	351	.425	30	33	.909	17	135	152	35	97	0	28	12	8	535	6.6
Kidd	76	48	2043	152	409	.372	114	325	.351	40	48	.833	50	273	323	249	125	0	125	76	25	458	6.0
Richardson	1	0	29	1	11	.091	1	4	.250	2	2	1.000	5	5	10	1	1	0	0	2	0	5	5.0
Brewer	46	34	711	64	175	.366	22	71	.310	16	39	.410	29	71	100	40	27	0	34	14	6	166	3.6
Prigioni	78	18	1263	100	220	.455	53	134	.396	22	25	.880	41	102	143	236	127	1	69	86	2	275	3.5
Barron (TOT)	12	2	158	18	51	.353	0	0	---	3	7	.429	22	39	61	5	24	0	5	11	6	39	3.3
Barron (NY)	1	1	37	5	14	.357	0	0	---	1	2	500	6	12	18	2	1	0	0	1	1	11	11.0
Thomas	39	17	392	45	83	.542	1	1	1.000	6	13	.462	24	65	89	21	52	1	10	8	16	97	2.5
White	57	16	435	50	116	.431	14	41	.341	11	19	.579	5	43	48	29	44	0	13	17	4	125	2.2
Camby	24	4	250	17	53	.321	0	0	---	8	19	.421	24	56	80	14	28	0	7	15	14	42	1.8
Jones	2	1	26	0	1	.000	0	0	---	0	0	---	1	2	3	0	3	0	0	3	1	0	0.0
Knicks	82	19730	2996	6689	448	.481	891	2371	.376	1313	1729	.759	890	2436	3326	1579	1650	12	672	988	294	8196	100.0
Opponents	82	19730	2916	6365	458	.458	639	1789	.357	1378	1821	.757	824	2591	3415	1580	1576	10	523	1242	327	7849	95.7

KNICKERBOCKER HIGHLIGHTS

NOV. 2 - NOV. 20



George Kalinsky for Madison Square Garden

2012-13 New York Knicks: (front row) Roger Hinds, Darrell Walker, Herb Williams, Mike Woodson, Glen Grunwald, James L. Dolan, Hank J. Ratner, Allan Houston, Jim Todd, Anthony Goenaga; (middle row) Jerry Dunn, LaSalle Thompson, Carmelo Anthony, Chris Copeland, Steve Novak, Rasheed Wallace, Tyson Chandler, Amar'e Stoudemire, Marcus Camby, Kurt Thomas; Kenyon Martin, Dave Hopla, Bill Smith; (top row) Mike Martinez; Matt Harding, Patrick Licursi, Pablo Prigioni, J.R. Smith, Iman Shumpert, James White, Jason Kidd, Raymond Felton, Dave Hancock, Bill Burgos, Andy Barr.

WON-LOST BREAKDOWN

	Record	Home	Road	OT	Month	W - L	Home Attendance
OVERALL	54 - 28	31 - 10	23 - 18	0 - 2	November	11 - 4	41.....Games
Atlantic	10 - 6	5 - 3	5 - 3	0 - 1	December	10 - 5	780,353..... Total
Central	12 - 6	7 - 2	5 - 4	0 - 1	January	7 - 6	19,033.....Average
Southeast	15 - 3	8 - 1	7 - 2	0 - 0	February	6 - 5	19,033.....High
EASTERN	37 - 15	20 - 6	17 - 9	0 - 2	March	12 - 6	41..... Sellouts
Southwest	6 - 4	4 - 1	2 - 3	0 - 0	April	8 - 2	
Northwest	6 - 4	3 - 2	3 - 2	0 - 0			
Pacific	5 - 5	4 - 1	1 - 4	0 - 0			
WESTERN	17 - 13	11 - 4	6 - 9	0 - 0			

	Head Coach: Mike Woodson				Offensive	
Overall: 8 Years	Won278	Lost320	Pct.465	100+	39 - 7	
With Club: 2 Years	Won72	Lost34	Pct.679	100<	15 - 21	

vs. Opponent if Opp W/L to date	Overall	Home	Road	Defensive	
.500+	Win - 13	Win - 9	Win - 6	100+	11 - 18
.500-	Loss - 4	Loss - 2	Loss - 4	100<	43 - 10

Margins	1	2	3	4	5	6	7	8	9	10	11	12	13	14	15	16	17	18	19	20	21	22	23
Won By:	1	3	3	2	3	4	3	2	2	6	3	2	3	2	2	1	1	1	1	2	3	2	
Lost By:	2	1	2	2	2	3	3	1	2	1	2	1	1	1									1
Won By:		1			1																		1
Lost By:				1	1					1													

November (11-4)

Nov. 2 vs. Miami (W, 104-84): Knicks belatedly open their 67th season as a charter member of the NBA with wire-to-wire rout of defending NBA Champion Heat in three-point barrage before packed Garden house...Carmelo Anthony pours in a game-high 30 points...**Knicks go 19-36 (.528) from Downtown, one three-pointer shy of single-game club mark (20)**...LeBron James leads Heat with 23 points but Knicks hold LBJ (9) and Dwyane Wade (2) to just 11 combined points in the second half...Knicks take command with 33-17 first quarter and lead by as many as 23 (75-52)...Jason Kidd, Ronnie Brewer, Pablo Prigioni, Rasheed Wallace, Chris Copeland and James White all make Knicks debuts...Kurt Thomas and Raymond Felton both begin their second stints with NYK, as Thomas joins Herb Williams as only Knicks to appear in a game following their 40th birthdays...Emotional MSG night marks first major sports event in NYC following the devastation of Hurricane Sandy, which forced postponement of scheduled Nov. 1 season opener at Brooklyn...Knicks improve to 40-27 all-time in season openers and 35-32 in home openers.

Nov. 4 vs. Philadelphia (W, 100-84): Anthony scores a game-high 27 points while J.R. Smith adds 27 off the bench in decisive 100-84 Garden win over Sixers...Jrue Holiday leads Sixers with 27 points (5-6 from Downtown)...Knicks lead 57-44 at halftime and by double figures for bulk of second half, turning 18 Philadelphia turnovers into 20 points.

Nov. 5 at Philadelphia (W, 110-88): Knicks allow game's first nine points, but rout the 76ers...Knicks hold Sixers to season opposition low .337 shooting (29-86)...Anthony scores a game-high 21 points...Knicks go spotless 19-19 FTA and commit just seven turnovers.

Nov. 9 vs. Dallas (W, 104-94): Knicks maintain pace as NBA's lone undefeated team...Anthony pours in a game-high 31 points...Knicks trail by as many as nine points in first half, outscore Mavs 49-38 in second half...Mavs go 7-15 from Downtown in first half, 1-13 in second; shoot just .407 (33-81) overall...Knicks turn 20 Mavs turnovers into 20 points...After missing season's first three games (knee), Marcus Camby begins his second Knicks stint...Mavs play without Dirk Nowitzki (knee) and Shawn Marion (knee).

Nov. 13 at Orlando (W, 99-89): Anthony (25), Smith (21 off the bench) and Felton (21) all score 20+ in 99-89 win at Orlando as Knicks remain NBA's lone undefeated team at 5-0...Knicks commit just nine turnovers, and turn 20 Magic miscues into 24 points...Knicks trail 53-49 at halftime, then outscore Magic 50-36 in the second half.

Nov. 15 at San Antonio (W, 104-100): Felton scores a game-high 25 points while Kidd and Smith each score nine in the fourth quarter as Knicks ride a 27-11 rally in the game's final 7:02, extending their season-opening run to 6-0 and **snapping a nine-game losing streak at SA** (first win at Alamo City since Mar. 18, 2003; 105-97)...Tony Parker (19 pts, 12 ast) leads Spurs, but is held to 7-20 FGA...Tiago Splitter's layup+FTM with 7:14 left puts Spurs ahead by 12 (89-77), but Felton's layup with 7:02 left and Kidd's two three-point FG within a 25-second span ignite the 27-11 run that leads to victory...J.R.'s three-pointer with 1:48 left puts the Knicks ahead to stay (97-95), and Kidd's three-ball with 1:02 left (100-95) all but clinches it...Knicks outscore Spurs 32-24 in fourth quarter, shooting 12-20 FGA (.600) for the stanza and holding Spurs to 7-22 FGA (.318).

Nov. 16 at Memphis (L, 95-105): Knicks' run as NBA's last undefeated team ends...With loss following 6-0 start, Knicks fall one win shy of tying club record for most wins at the start of a season (7-0 in 1993-94)...Anthony (20 pts) leads Knicks...After trailing by five at the half (54-49), Knicks are outscored 31-18 in the deciding third quarter, including a 19-1 Memphis run...Knicks go just 5-19 (.263) from Downtown...Emotional game features six technicals and one flagrant (Smith).

Nov. 18 vs. Indiana (W, 88-76): Anthony scores a game-high 26 points in 88-76 Garden matinee win over Pacers...Knicks shoot just .367 (33-90). But defense holds Pacers to opposition season-low 76 points with .394 overall shooting (28-71), turning 19 Indiana turnovers into 18 points...Pacers play without Danny Granger (knee).

Nov. 20 at New Orleans (W, 102-80): Knicks ring up their fourth straight win at New Orleans with three-point-laden 102-80 rout of Hornets...Anthony scores a game-high 29...Knicks go 14-36 (.389) from Downtown...Hornets play without rookie star Anthony Davis (ankle).

KNICKERBOCKER HIGHLIGHTS

NOV. 21 – DEC. 17

Nov. 21 at Dallas (L, 111-114): O.J. Mayo blitzes Knicks for 27 points on 10-17 FGA while Vince Carter adds 25 off the bench as Mavs hand Knicks 114-111 loss at Dallas...Anthony leads Knicks with 23 points; Chandler adds 21 points and 13 boards...Knicks shoot .506 (39-77) overall with 15-31 (48.4) from Downtown...Game turns in the third quarter as Mavs outscore Knicks, 35-26...Trailing by as many as 12 (102-90) in the fourth, Knicks work lead down to one (112-111) on Kidd's two FTM with 1:15 left. But Anthony commits a costly turnover with :48.8 left, then misses on potential game-winning jumper with :04.8 left...Mavs play without Dirk Nowitzki (knee).

Nov. 23 at Houston (L, 103-131): James Harden pours in 33 points (including 16-16 FTA) while Chandler Parsons adds 31, their eighth straight loss at Houston...Jeremy Lin (13 pts, 7 reb) and Toney Douglas (11 pts in 17 bench mins) help defeat their former teammates...Anthony scores a game-high 37 points...Knicks allow season-high opposition points.

Nov. 25 vs. Detroit (W, 121-100): Vintage three-point barrage (17-33, .515) is keynote to 121-100 matinee win over Pistons at Garden...Anthony (4-5 from Downtown) scores a game-high 29 while Novak (5-7 from Downtown, 18 pts) and Wallace (3-5, 15 pts) excel off the bench...Knicks go 28-31 FTA (.903) and turn 20 Detroit turnovers into 33 pts.

Nov. 26 at Brooklyn (L, 89-96, OT): Anthony pours in a game-high 35 points with 13 rebounds while Chandler adds a career-high 28 points, but it isn't enough to stave off the Nets in overtime of a 96-89 OT loss in Knicks' first-ever regular season visit to Brooklyn's new Barclays Center...Game is the makeup of Nov. 1 season opener, which was postponed in the wake of Hurricane Sandy...Brook Lopez leads Nets with 22 points while Deron Williams adds 16 points and 14 assists...Chandler's put-back dunk with 1:38 left in the fourth caps an 8-0 Knicks run and gives NY an 84-81 lead...Lopez' layup (1:27 left) and 1-2 FTA (.241 left) forge an 84-84 tie, then both teams miss potential last-second game winners (Anthony 16-foot jumper with :04.9 left, Williams 33-foot bomb at the buzzer)...Nets outscore Knicks 12-5 in extra session...Knicks shoot just .388 (33-85), playing without Kidd (back).

Nov. 28 at Milwaukee (W, 102-88): Anthony scores 29 points while Novak goes 5-7 from Downtown (19 pts) before hometown crowd as Knicks cruise to 102-88 win at Milwaukee...Brandon Jennings and Beno Udrih lead Bucks with 18 pts each...Knicks lead by as many as 22, bridging second and third quarters with 12-0 run...Knicks go 11-21 (.524) from Downtown, Bucks go 5-13 (.385) from long range...Knicks play without Kidd (back).

Nov. 30 vs. Washington (W, 108-87): Anthony and Smith each score 20 points as Knicks ride .531 shooting (43-81) to 108-87 rout of 1-12 Washington at Garden, NY's 10th straight win over Wizards...Knicks commit just eight turnovers...Knicks play without Kidd (back)...Knicks finish 11-4 for November, their winningest month since March 2000 (11-6) and their winningest November since 1972-73 (12-3 in November 1972).

(Knicks finish November at 11-4, tied for first in Atlantic)

December (10-5; 21-9)

Dec. 2 vs. Phoenix (W, 106-99): Anthony (34) & Felton (23) combine for 57 of Knicks' 106 points in wire-to-wire matinee win...Knicks lead by as many as 20 (74-54)...Wallace ejected (two techs) in first quarter...Knicks play without Kidd (back) & Camby (foot).

Dec. 5 at Charlotte (W, 100-98): Smith drills an 18-foot step-back jumper at the buzzer to give the Knicks a pulsating, come-from-behind win...Anthony leads Knicks with 23 points, but is forced out in final minutes due to lacerated left middle finger (would miss next two)...Chandler adds 18 points and 17 rebounds...Kidd (7 pts, 26 bench minutes) returns after missing four straight games (back), coming off the bench for the first time since Dec. 11, 2004 for Nets at Atlanta, after starting each of his prior 683 regular season games...Kemba Walker scores a game-high 25 for Bobcats...Knicks trail by as many as 10 (49-39) in the second quarter and by six (98-92) on Michael Kidd-Gilchrist's layup with 3:40 left. But NY closes out the game with an 8-0 run over the final 3:31, climaxed by Felton's game-tying layup (98-98, .585 left) and Smith's steal on Kidd-Gilchrist with under 10 seconds left that sets up his own game-ending heroics (Knicks' first game-ending buzzer-beater since Steve Francis at Washington, Mar. 10, 2007)...Knicks are outrebounded 50-36, but turn 14 Bobcat turnovers into 23 points (Cats commit four TOs in the game's final 2:10).

Dec. 6 at Miami (W, 112-92): Playing without Anthony (finger) and Camby (foot), Knicks ride a three-point barrage for fifth straight win...Knicks go 18-44 (.409) from Downtown, including 6-for-10 from Felton (27 pts)...Heat's LeBron James comes within an assist of a triple-double (31 pts, 10 reb, 9 ast)...After forging a 53-53 tie at the half, Knicks outscore Heat 37-27 in third quarter, nailing eight three-pointers in the stanza (all in a 7:18 span)...Knicks hold Heat to .421 shooting (32-76), lead by as many as 24.

Dec. 8 at Chicago (L, 85-93): Five-game winning streak snapped as Luol Deng & Marco Belinelli each score 22 to help Bulls hand Knicks loss...Knicks shoot just .321 (27-84)...Felton scores a game-high 27 points as Knicks play second straight game without Anthony (finger)...Bulls decide game by outscoring NY 26-20 in fourth quarter...Bulls' Taj Gibson ejected (two techs) in second quarter.

Dec. 9 vs. Denver (W, 112-106): Returning to action following a two-game absence, Anthony pours in a game-high 34 points against his old teammates as Knicks rally for win...Ty Lawson (23 pts) leads Nuggets...Corey Brewer's layup gives Denver an eight-point lead (88-80) :47 into the fourth quarter. Knicks respond with a 12-0 run to ignite a stretch in which they would outscore Nuggets 32-18 over the game's final 10:49...Nuggets shoot .556 (40-72) but also commit 16 turnovers (22 NYK pts).

Dec. 11 at Brooklyn (W, 100-97): Anthony pours in 45 points while Kidd caps an 18-point night with a game-deciding three-pointer in the final minute as Knicks climb out of a 17-point hole for a 100-97 win at Brooklyn...Andray Blatche (23 pts) and Deron Williams (18 pts, 10 assists) lead Nets, who play without Brook Lopez (foot)...Knicks trail by as many as 17 (26-9) in first quarter, then work Nets' lead down to four (53-49) at the half...Fourth quarter features four ties, and Kidd breaks the last one by nailing a three-point bomb from the left elbow with :24.1 left to give NYK a 100-97 lead. Fouled on the shot by Jerry Stackhouse, Kidd misses the FTA, then Knicks hang on as both Gerald Wallace and Williams miss on three-pointers in the final seconds...Knicks shoot .462 (36-78) to Nets' .529 (36-68); but Knicks go 14-28 (.500) from Downtown while Nets go just 4-18 (.222).

Dec. 13 vs. Lakers (W, 116-107): Anthony scores a game-high 30 points before leaving the game with ankle injury, and Knicks shoot .532 overall (42-79) en route to wire-to-wire 116-107 win over the Lakers at Garden, NYK's second straight win over Lakers after losing nine straight...Felton adds 19 pts while Chandler and Smith score 18 apiece...Kobe Bryant leads Lakers with 31 pts...Knicks go 17-23 FGA (.739) in the first quarter and 27-44 FGA (.614) in the first half to lead by as many as 26 (58-32) en route to a 68-49 halftime edge...Anthony scores 22 points in first quarter (two shy of club mark), then suffers sprained left ankle in third quarter (missed next two games)...Lakers work Knicks' lead down to seven (106-99) midway thru fourth quarter and six (113-107) in the final two minutes but get no closer...Knicks go 12-25 (.480) from Downtown; hold Lakers to .417 (35-84) overall...Knicks commit just six turnovers and have just four offensive rebounds, but two are from Chandler in final minute to help preserve lead...Game marks Garden return of former head coach Mike D'Antoni, as his Lakers play without Pau Gasol (knees) and Steve Nash (leg).

Dec. 15 vs. Cleveland (W, 103-102): Despite 41 points by Kyrie Irving, shorthanded Knicks hang on for down-to-the-wire 103-102 win over Cavs at Garden, maintaining undefeated mark at home (10-0)...Felton (25 pts), Chandler (23 pts, 10 reb) and Smith (16 pts) lead Knicks, who play without Anthony (ankle), Camby (foot) and Wallace (foot)...After trailing by as many as eight (28-20) in first half, Knicks lead throughout second half and go up by 10 (90-80) on Chandler's slam with 5:48 left. But Cavs close out the game with a 22-13 run in the final 5:30, as Irving scores 17 points in the quarter and 10 in the final :55.6...On the line off a Smith foul with a chance to tie the score with :01.0 left, Cavs' Anderson Varejao hits first FTA, then misses the second to give NY the win.

Dec. 17 vs. Houston (L, 96-109): After ripping off 10 home wins to start the season, Knicks finally absorb their first Garden loss of 2012-13, falling to the Rockets, 109-96 (seventh straight loss to Houston)...With Anthony (ankle), Camby (foot) and Wallace (foot) all out, Copeland scores a game-high 29 points (all in second half) in his second NBA start...James Harden (28 pts 10 reb) and Jeremy Lin (22 pts, 8 ast) lead Rockets, who shoot .513 (40-78) and take control with a 15-0 third quarter run...Rockets outscore NY 54-29 over second-third quarters.

KNICKERBOCKER HIGHLIGHTS

DEC. 19 – JAN. 17

Dec. 19 vs. Brooklyn (W, 100-86): Back from two-game absence (ankle), Anthony rings up a game-high 31 points as Knicks dominate second half in 100-86 win over Nets at Garden...Joe Johnson leads Nets with 17 pts; Deron Williams adds 16 points and 10 assists...Knicks trail by four (61-57) following D-Will's jumper with 6:54 left in the third, then close out the quarter with an 18-6 run and never look back, leading by as many as 18 (98-80)...Knicks outscore Brooklyn 48-38 in second half...Knicks commit just 11 fouls (Nets 6-9 FTA).

Dec. 21 vs. Chicago (L, 106-110): In physical, emotional contest, Luol Deng scores a game-high 29 points while Marco Belinelli adds 22 as Bulls hand Knicks wire-to-wire 110-106 loss at Garden...Anthony scores game-high 29, Smith adds 26...Knicks shoot just .418 (38-91) and trail by as many as 25 (74-49) before rallying late...Knicks outscore Bulls 45-27 in fourth quarter to pull to within four in final minute, but rally falls short (45 pts are one shy of Knicks' quarter mark at present MSG)...Game features nine technical fouls (Knicks 6, Bulls 3) as well as fourth-quarter ejections of Anthony, Chandler, Coach Woodson and Bulls' Joakim Noah (Woodson becomes first Knicks head coach ejected since Ishaq Thomas at Boston, Feb. 13, 2008).

Dec. 23 vs. Minnesota (W, 94-91): Anthony scores 19 of his game-high 33 points in the fourth quarter as Knicks roar back from 11-point third quarter deficit for 94-91 win over Timberwolves at Garden...Nikola Pekovic has 21 points and 17 rebounds for Wolves, who play without Kevin Love (eye)...Knicks trail by 11 (63-52) on Pekovic's dunk with 8:37 left in the third, and are down by four (86-82) on Luke Ridnour's FTM (Woodson tech) with 3:04 to go...But NYK closes out the game with a 12-5 run over final 1:53, with Anthony scoring all 12 points in the closing run...Knicks emerge with win as Alexey Shved's last-second three-pointer misses...Knicks hold Wolves to .405 shooting (34-84).

Dec. 25 at Lakers (L, 94-100): Kobe Bryant scores a game-high 34 points - 19 in the second half - as Lakers rally late and outlast Knicks, 100-94 in ABC Christmas Day matinee at Los Angeles...Game is costly as NYK loses two starters: Anthony scores 34 pts, playing 43 minutes despite suffering hyperextended left knee which will sideline him for the next two games. Felton (10 pts) suffers fractured right pinky in the third quarter, sidelining him until Jan. 26 (12 games)...J.R. Smith (25 pts) and Lakers' Metta World Peace (20) excel off the bench...Knicks lead by as many as nine (71-62) late in the third quarter, but Lakers outscore NY 23-16 in the fourth as Knicks shoot just 6-16 FGA (.375) in the final stanza...Both teams struggle at the line (Knicks 9-16 FTA, Lakers 21-31 FTA)...With sixth straight loss at LA, Knicks fall to 22-26 all-time on Christmas Day.

Dec. 26 at Phoenix (W, 99-97): Smith nails his second game-winning, game-ending shot of the season - a 21-foot buzzer-beating jumper from the left baseline - to cap a 27-point effort and give shorthanded Knicks a last-ditch 99-97 win at Phoenix...Kidd scores 23 points as Knicks play without Anthony (knee) and Felton (finger)...Jared Dudley scores a game-high 36 for Suns...Knicks lead by as many as 14 (68-54) midway through the third, but Suns forge a 76-76 tie after three to set up back-and-forth fourth...Dudley's two FTM with :45.3 left cap a 7-0 run and give Suns a 97-95 lead, but Smith's midrange jumper in traffic ties it at 97-all with :10.6 left...Knicks force a turnover on Suns' final possession (Sebastian Telfair out-of-bounds), then inbound with :01.0 left. Following a timeout, Kidd finds a cutting Smith, whose twisting jumper swishes through as the buzzer sounds.

Dec. 28 at Sacramento (L, 105-106): In heart-breaking fashion, Knicks are denied their biggest recorded comeback win in team history when James Johnson's straight-on three-point bomb beats the buzzer and gives Kings a 106-105 win at Sacramento, ending Knicks' 1-2 Western trip with NYK's second straight game decided at the buzzer...Smith (game-high 28 pts) and Copeland (23 pts) deliver off the bench while Chandler adds 21 points and 18 boards as Knicks are without Anthony (knee)...Knicks fall into a 27-point hole at 68-41 with 1:22 left in the second quarter, and trail 71-50 at the half...Knicks outscore Kings 31-16 in the third to pull within 87-81 after three...Knicks open fourth with a 19-8 push to take a five-point lead (100-95) with 5:20 left, completing a 32-point swing...Copeland's jumper gives NY a 105-101 lead with 2:51 left, but Knicks go scoreless the rest of the way (0-4 FGA, 2 TOs in final 2:15)...Knicks cling to two-point lead (105-103) when Kidd turns the ball over, leading to final frantic Kings possession. Knicks force Kings into two misses in final seconds but are unable to secure the rebound, as Johnson takes John Salmons' desperation pass and nails a three-point rainbow at the buzzer to send Knicks to defeat...Knicks come within an eyelash of surpassing their biggest recorded comeback win since 1991-92: from 26 down vs. Milwaukee on Mar. 14, 2004 (103-100)...Kings go red-hot 15-30 (.500) from Downtown.

Eastern Conference Player of the Week: Carmelo Anthony (week ending Dec. 2)

(Knicks finish December at 21-9, first in Atlantic, 5 1/2 GA)

January (7-6; 28-15)

Jan. 1 vs. Portland (L, 100-105): After missing season's first 30 games (knee), Amar'e Stoudemire returns to action with six points in 17 bench minutes, but he and Anthony (game-high 45 points after missing two games) can't prevent wire-to-wire 105-100 New Year's Day loss to Blazers at Garden...Nicolas Batum (26 pts), LaMarcus Aldridge (19 pts, 14 rebs) and rookie star Damian Lillard (21 pts) pace Blazers...Knicks go 10-37 from Downtown, Blazers go 11-33; combined total of 70 3PT FGA is two shy of NBA record...Knicks trail by as many as 19 (48-29, second quarter), then work lead down to three in final minutes but get no closer, as Anthony misses on a potential game-tying three-pointer with :15.9 left (103-100)...Knicks fall to 16-7 all-time on New Year's Day.

Jan. 3 vs. San Antonio (W, 100-83): Smith (20 pts) and Novak (15 pts on 5-7 from Downtown) excel off the bench while Knicks hold Spurs to just .364 shooting (28-77) in 100-83 win over San Antonio at the Garden...Knicks hold Spurs' Big Three of Tim Duncan (11 pts), Tony Parker (11) and Manu Ginobili (8) to 30 pts on combined 11-29 FGA (.379)...Knicks go 12-27 (.444) from Downtown and outscore Spurs 58-43 in second half...Spurs lose Stephen Jackson to unusual injury in first quarter: a sprained right ankle suffered when he trips over a waitress at courtside.

Jan. 5 vs. Orlando (W, 114-106): Anthony scores 16 of his game-high 40 points in the fourth quarter to lead Knicks to comeback, 114-106 win at Orlando...Arron Afflalo and Jameer Nelson lead Magic with 29 pts each...Knicks trail by 12 in first quarter and by eight (89-81) after three, then outscore Magic 33-17 in the fourth...Knicks shoot .650 (13-20) in the fourth quarter, holding Magic to .333 (7-21) after Orlando went 34-64 FGA (.531) in first three quarters.

Jan. 7 vs. Boston (L, 96-102): Behind 23 points from Paul Pierce and a 19-point, 10-rebound performance from Kevin Garnett, Celtics rally to hand Knicks a 102-96 loss at MSG...Smith scores game-high 24, despite fourth-quarter collision with Celts' Avery Bradley that results in an 11-stitch cut...Celtics outscore NY 49-40 in second half...Knicks shoot just .408 (31-76) and allow .527 (39-74) to Celtics, who play without Rajon Rondo (NBA suspension)...First 2012-13 installment of NBA's oldest rivalry features four technical fouls (Boston 2, NYK 2).

Jan. 10 at Indiana (L, 76-81): Playing without Anthony (NBA suspension), shorthanded Knicks drop 81-76 decision at Indiana...Knicks' Smith (25) and Chandler (12) and Pacers' Paul George (24) and Ian Mahinmi (13) are game's only double-figure scorers...Knicks shoot just .348 (31-89) with 4-20 from Downtown...Knicks take a four-point lead (62-58) early in the fourth quarter but Pacers answer with a 13-0 run, holding NYK scoreless for 7:05.

Jan. 13 vs. New Orleans (W, 100-87): Anthony (27) and Copeland (22 in start) account for 49 of Knicks' 100 points in 100-87 matinee win over Hornets at Garden, snapping three-game losing streak...Knicks hold Hornets to just 40-27 shooting (33-82) with 4-23 (.174) from Downtown...Knicks outscore Hornets 27-12 in second quarter (Anthony 18 pts), then put the game away with an 11-0 run early in the fourth.

Jan. 17 vs. Detroit at London (W, 102-87): In their first regular season game played outside North America, Knicks lead virtually the entire way in a 102-87 win over the Pistons before a sellout crowd of 18,689 at London's O2 Arena in 2013 NBA London Live presented by adidas...Anthony scores a game-high 26 points while Stoudemire (17 pts) and Smith (16) shine off the bench...After missing the season's first 37 games (left knee surgery), Iman Shumpert makes season debut (8 pts, 15 mins)...Will Bynum leads Pistons (designated home team) with 22 points...After Pistons score game's first two points on Tayshaun Prince's two FTM 34 seconds in, Knicks rip off 16 straight points and lead the rest of the way (by as many as 20)...Knicks shoot .458 (33-72), outrebound Pistons 44-36.

KNICKERBOCKER HIGHLIGHTS

JAN. 21 – FEB. 20

Jan. 21 vs. Brooklyn (L 85-88): Joe Johnson scores 10 of his team-high 25 points in the fourth quarter - including the game-turning shot - as Nets hand Knicks 88-85 loss in annual Martin Luther King Day matinee at Garden...Anthony scores a game-high 29 points for NYK...Tight affair between cross-town rivals features 12 lead changes, nine ties and no lead more than 10 pts...Knicks trail by six (83-77) midway through the fourth, then use a 7-0 run (capped by Carmelo's two FTM with :40.9 left) to take an 84-83 lead...But Johnson's 16-foot pull-up jumper with :22.3 left gives Brooklyn the lead for good (85-84), as Knicks miss a final chance to tie when Smith's three-pointer misses at the buzzer...Knicks shoot just .405 (34-84), but their season-low five turnovers are just two more than their all-time low (3)...Nets go 12-24 (.500) from Downtown...Knicks fall to 18-9 all-time on King holiday.

Jan. 24 at Boston (W 89-86): Behind 28 points from Anthony and a clutch three-pointer by Smith, Knicks record their first win in Boston in more than six years with an 89-86 win over the Celtics...Knicks triumph in Beantown for first time since Nov. 24, 2006 (101-77), snapping an 11-game regular season losing streak in Boston (13 including Playoffs)...Knicks shoot just .386 (32-83) and overcome Rajon Rondo's triple-double (23 pts, 10 reb, 11 ast)...Knicks take the lead for good with a 7-0 run to end the third quarter and build as much as a 10-point bulge (82-72) in the fourth...Boston cuts the lead to two (86-84), but Smith --- who had gone just 2-15 FGA to that point - all but decides the issue by nailing a three-point bomb with 1:11 left to put NYK up five (89-84)...Celtics go just 3-18 (.167) from Downtown.

Jan. 26 at Philadelphia (L 80-97): Jrue Holiday (35 pts), Nick Young (20) and Evan Turner (20) combine for 75 of Sixers' 97 points as Knicks are blitzed in Philadelphia, 97-80...Anthony (25) and Stoudemire (20 off the bench) are Knicks' only double-figure scorers...Knicks shoot just .346 (28-81) with 4-27 (.148) from Downtown...Sixers shoot .507 (38-75) and score 20 points off 18 NYK turnovers...Felton returns to action (8 pts, 29 starting mins) after missing 12 games with fractured right pinky.

Jan. 27 vs. Atlanta (W 106-104): Anthony ties a club record with nine 3PT FGM en route to 42 points, authoring the deciding play in final seconds of a 106-104 win over Atlanta at the Garden...Jeff Teague leads Hawks with 27 points...Knicks lead by eight (82-74) heading into fourth quarter, but Al Horford's dunk with 1:34 left caps an Atlanta comeback and puts Hawks up by one (104-103)...Carmelo's driving layup +FTM (Josh Smith foul) with just :12.5 left gives the Knicks their final margin of victory, then NYK hangs on for the win as Smith's potential game-winning three-ball misses at the buzzer...Knicks shoot .542 (39-72) with 16-27 (.593) from Downtown...Hawks shoot .600 (33-85).

Jan. 30 vs. Orlando (W 113-97): Stoudemire goes 7-for-7 FGA (14 pts) while Chandler scores a team-high 21 on 10-11 FGA in 113-97 Garden win over Orlando...Anthony scores 20 for his 30th consecutive 20-plus scoring game, breaking Rickie Guerin's 1962 single-season club record streak of 29 (streak would eventually reach 31 games)...J.J. Redick leads Magic with game-high 29 pts...Knicks outscore Magic 62-46 in second half...Knicks shoot season-high .573 (47-82) with 14-34 (.412) from Downtown...Magic go 6-15 from Downtown in first half, 1-11 in second...Knicks play without Kidd (sore lower back); Magic play without Arron Affalo (calif), then lose Glen Davis (foot) in opening minutes.

Eastern Conference Player of the Week: Carmelo Anthony (week ending Jan 6)
(Knicks finish January at 28-15, first in Atlantic, 2 1/2 GA)

February (6-5: 34-20)

Feb. 1 vs. Milwaukee (W 96-86): Chandler (20) authors the Knicks' first 20-plus rebound game in nearly three years, while Anthony adds 25 points in come-from-behind 96-86 win over Bucks at MSG...Stoudemire scores 17 points off the bench, including his 14,000th career point...Knicks trail by as many as 12 (59-47) early in third quarter, but outscore Bucks 49-33 in second half - 22-13 in fourth quarter - for the win...Chandler's 20 rebounds are the most for a Knick since David Lee had 20 at Golden State, Apr. 2, 2010...Knicks hold Bucks to .398 shooting (33-83), with just .317 (13-41) in the second half, including a stretch in which they held Milwaukee scoreless for 5:11.

Feb. 2 vs. Sacramento (W 120-81): A wave of personal and team milestones highlight a 120-81 blitzing of Sacramento at the Garden...Knicks build as much as a 50-point lead (110-60) in a game that features a staggering 62-point turnaround after Kings led by 12 (18-6) in first quarter...Knicks bridge first and second quarters with a 38-4 run, outscoring Kings 72-30 over the second-third quarters...Knicks go 19-43 (.442) from Downtown and tie an NBA mark with nine players ringing up at least one 3PT FGM (first of two times they've done it this season)...Anthony (9 pts) sees his club single-season record streak end at 31 straight 20-plus games...Chandler (20) becomes first Knick to have consecutive 20-plus rebound games since Marcus Camby (December 2001)...Stoudemire comes off the bench for 21 points on 10-10 FGA, one shy of club mark for "best perfect" shooting game...Smith goes 7-14 from Downtown en route to 25 points...Knicks shoot .547 (47-86) overall and record consecutive point runs of 19, 15 and 10...Most honored guests among sellout Garden house are 150 children, their families and guests from Sandy Hook (CT) Elementary School.

Feb. 4 vs. Detroit (W 99-95): Chandler ties a club record with his third consecutive 20-plus rebound game (20) in wire-to-wire 99-95 win over Detroit as Knicks complete sweep of five-game homestand...Chandler's 20 boards enable him to tie NYK mark of three straight 20-plus games shared by Willis Reed (twice), Walt Bellamy (1965-66) and Johnny Green (1961-62)...Anthony scores 27 pts, Stoudemire adds 20 off the bench...Jose Calderon, playing his first game as a Piston after being acquired from Toronto, scores a team-high 15...Knicks go 14-34 (.412) from Downtown, Pistons go just 3-13 (.231) from long range.

Feb. 6 at Washington (L 96-106): Knicks go into the fourth quarter up by three (73-70), then are outscored 36-23 in the final stanza of 106-96 loss at Washington, snapping five-game winning streak...Anthony leads NY with 31 points; John Wall (21) and Trevor Ariza (20 pts on 5-7 from Downtown) pace Wizards...Knicks see a 10-game winning streak against the Wizards snapped (first loss to Wiz since Jan. 30, 2010) at Washington, 106-96)...Knicks shoot just .405 (34-84) while allowing .532 (42-79) to Wizards, including 11-20 (.550) from Downtown.

Feb. 8 at Minnesota (W 100-94): Anthony scores 12 of his game-high 36 points in the fourth quarter to key late comeback in 100-94 win at Minnesota...Knicks trail by 11 (87-76) with under 7:00 left, then outscore Wolves 24-7 in the game's final 6:55...Knicks shoot .611 (11-18) in fourth quarter, holding Wolves to .350 (7-20)...Luke Ridnour leads Wolves with 20 points...Wolves go just 1-13 (.077) from Downtown...Knicks' bench outscore Wolves', 41-21...Kidd records his 12,000th assist, joining John Stockton as only players ever to reach that mark.

Feb. 10 vs. Clippers (L 88-102): Anthony's 42 points aren't enough to stave off 102-88 loss to Clippers in ABC matinee at Garden...Jamal Crawford leads Clips with 27 points off the bench; Chris Paul (25 pts) and Blake Griffin (17 pts, 12 rebs) also pace LA...Clippers shoot .513 (41-80), outscoring NY 31-18 in fourth quarter...Clippers' bench outscore Knicks' by whopping 48-15.

Feb. 13 vs. Toronto (L 88-92): After leading by as many as 11 points (41-30) in first half, Knicks are outscored 28-18 in third quarter en route to 92-88 loss to Toronto at Garden...Smith leads Knicks with 26 points off the bench, but Anthony is held to 12 pts on 5-24 FGA...Alan Anderson (26 pts, 6-8 from Downtown in 30 bench mins) and DeMar DeRozan (20 pts) lead Raptors...Knicks outscore Raptors, 52-35 (20-8 offensive), but shoot just .354 (28-79 FGA)...Game features six techs (Toronto 3, NYK 3) and third-quarter ejection of Raptors' Kyle Lowry.

(Knicks go into All-Star break at 32-18; first in Atlantic, 2 1/2 GA)

Feb. 15-17: At NBA All-Star 2013 in Houston, Carmelo Anthony (26 pts and 12 rebounds in sixth All-Star appearance, fifth start) and Tyson Chandler (7 pts, 8 rebounds in All-Star debut) star for East squad in loss to West at Houston, Feb. 17, becoming first pair of Knicks All-Star teammates since Allan Houston and Latrell Sprewell at Washington in 2001...Steve Novak finishes fourth in Foot Locker Three-Point Contest won by Cavs' Kyrie Irving, while James White is a member of East squad in Sprite Slam Dunk won by Raptors' Terrence Ross...Knicks legend Richie Guerin is elected to the Basketball Hall of Fame with the Class of 2013 as a "direct elect" by the Veterans Committee, while former Knicks Bernard King, Maurice Cheeks, Spencer Haywood and coach Rick Pitino are named among the Class of 2013 finalists (King and Pitino elected to Hall of Fame on Apr. 8).

Feb. 20 at Indiana (L 91-125): In their first game off the All-Star break, Knicks are blitzed in Indiana, 125-91...Paul George scores a game-high 27 points for Pacers, Chandler (19 pts, 11 rebs) leads Knicks...Knicks shoot just .337 (29-86); Pacers shoot .532 (42-79) with 11-24 (.458) from Downtown...Pacers outscore Knicks 54-39...Game features four technical fouls and third-quarter ejection of J.R. Smith

KNICKERBOCKER HIGHLIGHTS

FEB. 22 – MAR. 18

Feb. 22 at Toronto (L 98-100): Losing streak reaches season-high four straight as Rudy Gay scores 26 of his game-high 32 points in the second half of a 100-98 loss at Toronto...Anthony paces Knicks with 32 pts...Knicks trail by 13 (73-60) in third quarter and by nine (81-72) early in the fourth, then go on a 16-5 fourth-quarter run to take a two-point lead (88-86) on J.R.'s layup with 6:10 left...But Raps close out the game with a 14-10 push, with Gay scoring nine of Toronto's last 11 pts...Knicks outscore Raptors, 42-31, but commit 17 turnovers (18 Toronto pts).

Feb. 24 vs. Philadelphia (W 99-93): Stoudemire goes 9-for-10 from the field en route to 22 points to pace 99-93 Garden win over Philadelphia, snapping four-game losing streak...Jrue Holiday leads Sixers with game-high 30 pts...Knicks lead by as many as 20 (60-40, third quarter)...Game features three techs and one flagrant (Anthony).

Feb. 27 vs. Golden State (W 109-105): Behind huge efforts from Anthony (35 pts) and Chandler (career-high 28 rebounds, five shy of club mark), Knicks survive a virtuoso, 54-point performance by Stephen Curry to outlast Golden State, 109-105 at Garden...Curry goes 11-for-13 from Downtown (Knicks opponent record for 3PT FGM, one shy of NBA mark) to record highest-point game vs. NY since Lakers' Kobe Bryant scored 61 at MSG on Feb. 2, 2009...In climactic finish, Curry scores 16 points in fourth quarter but Knicks take the lead for good (107-105) on J.R.'s short jumper with 1:10 left...Warriors miss their last four FGA, commit two turnovers in final 1:05 and go scoreless for game's final 2:05...Kenyon Martin, signed as a free agent on Feb. 23, makes NYK debut (0 pts, 5 mins)...Game marks Garden debut of former Knick Mark Jackson as Warriors coach; Warriors play without David Lee (NBA suspension).

(Knicks finish February at 34-20, first in Atlantic, 2 GA)

March (12-6: 46-26)

Mar. 1 at Washington (W 96-88): Anthony scores 30 points and Felton adds 23 as Knicks rally for 96-88 win at Washington...Bradley Beal paces Wizards with 29 points...Knicks trail after three, 77-73, then outscore Wiz 23-11 in the fourth quarter...Knicks hold Washington to .419 shooting (31-74), with just 3-17 FGA (.176) in the fourth quarter.

Mar. 3 vs. Miami (L 93-99): Anthony scores 24 of his game-high 32 points in the first half, but Knicks run out of gas in the final 24 minutes of 99-93 ABC matinee loss to Miami at Garden...LeBron James (29 pts, 19 in second half) and Dwyane Wade (20 pts, 8 ast, 8 reb) pace Heat, who win their 14th straight game in a winning streak that will eventually reach 27 (second-longest streak in NBA history)...Knicks lead by as many as 16 (59-43 late in second quarter) and by 14 at the half (59-45), but are outscored 54-34 in second half...Knicks shoot .571 (20-35) in first half but just .308 (12-39) in second.

Mar. 4 at Cleveland (W 102-97): Despite losing Anthony to first-half knee injury, Knicks roar back from a 22-point deficit for 102-97 win over Cavs, snapping a 10-game losing streak at Cleveland (first win at Cleveland since Nov. 29, 2006, 101-98)...After Anthony suffers sore right knee in second quarter (would miss next three); Knicks' comeback is spearheaded by off-the-bench performers from Stoudemire (22 pts), Smith (18), Kidd (12 pts, 8 reb) and Novak (15 pts on 4-7 from Downtown)...Marreese Speights leads Cavs with 23 pts, 21 coming in the first half on 10 (65-55) in second half...Knicks fall behind by 22 (52-30) with 7:39 left in second quarter, then outscore Cavs 19-9 for the rest of the stanza to knock the lead down to 12 (61-49) at halftime. Then Knicks outscore Cavs 53-36 in second half for the win...Cavs shoot white hot .684 (26-38) in first half, then go just 11-35 FGA (.314) in second half...Knicks' bench outscore Cavs by whopping 70-21 margin, as Knicks produce no starters in double-figure points for just the fourth time in club's recorded day-to-day history starting in 1961-62 (first time since Dec. 8, 2007 vs. Sixers).

Mar. 6 at Detroit (W 87-77): Stoudemire (22 pts) and Smith (20) shine off the bench while Felton adds 26 in 87-77 win at Detroit as Knicks play first of three straight games without Anthony (knee)...Brandon Knight leads Pistons with 17 points; Jose Calderon adds 16 assists...Knicks trail by as many as 10 (65-55) in third quarter, then take command with a pair of 16-0 runs...Knicks' bench outscore Pistons', 50-11...Knicks commit season-high 21 turnovers (20 Detroit pts); Pistons 20 (19 NYK pts).

Mar. 7 vs. Oklahoma City (L 94-95): With Anthony missing second straight game (knee), Smith pours in 36 points in 36 bench minutes, but it isn't enough to stave off 95-94 loss to Thunder at Garden...Kevin Durant leads Thunder with 34 points; Russell Westbrook adds 21...In his final game before right knee debriefment which will sideline him for the rest of the regular season, Stoudemire scores 16 points with eight rebounds in 29 bench minutes...Thunder outscore NYK 20-13 in the fourth quarter, taking the lead for good on Durant's two FTM with 1:38 left (95-94) in game's final scoring. Smith misses on both a three-pointer with :32.9 left and a potential game-winning 17-foot jumper at the buzzer...Knicks go 14-14 FTA; Thunder 25-29 FTA (.862).

Mar. 9 vs. Utah (W 113-84): Smith (24 pts, 4-8 from Downtown) and Novak (20 pts, 5-10 from Downtown) shine off the bench to lead shorthanded Knicks to 113-84 rout of Jazz before 100th consecutive Garden sellout...Knicks play third straight game without Anthony (knee), and just hours after learning that Stoudemire will miss remainder of regular season (right knee debriefment)...Alec Burks (14 pts in 27 bench mins) leads Jazz, who produce no double-figure scoring starters...Knicks' bench outscore Jazz, 75-56...Knicks shoot .507 overall (38-75), holding Utah to .385 (30-78)...Knicks turn 20 Jazz turnovers into 30 points...Jazz play without Paul Millsap (knee).

Mar. 11 at Golden State (L 63-92): Knicks shoot an NBA season-low .274 (20-73) - their worst shooting game in at least 51 years - in 92-63 loss at Golden State in opener of five-game Western swing...Knicks record lowest shooting game in the club's recorded day-by-day history beginning in 1961-62 (all time post-clock club low is .235 vs. Milwaukee Hawks on Dec. 31, 1954) and score their fewest post-clock points ever vs. Warriors (just five more pts than all-time club post-clock low 58 vs. Jazz on Dec. 15, 2000)...Anthony returns from three-game absence (knee) for 14 pts...Copeland scores team-high 15...Stephen Curry (26 pts), Klay Thompson (23) and David Lee (21 pts, 10 reb, 8 ast) lead Warriors...Warriors shoot just 410 (32-78) overall, but go 11-20 (.550) from Downtown...J.R. Smith ejected (flagrant foul 2) in third quarter.

Mar. 13 at Denver (L 94-117): Anthony (9 pts, 22 mins) returns to Denver for the first time since February 2011 megadrive, but Knicks are routed 117-94 by Nuggets (fifth straight loss at Denver)...Shumpert leads Knicks with 20 pts, former Knick Wilson Chandler paces Nuggets with 24...Nuggets lead by as many as 34 (80-46 in third quarter), outscored Knicks 53-33...Knicks lose both Chandler (left knee contusion, sidelining him for next 10 games) and Anthony (sore right knee) during the course of the game.

Mar. 14 at Portland (L 90-105): (Minus their entire Big Three - Anthony, Chandler and Stoudemire, all sidelined with knee injuries - Knicks fall victim to Damian Lillard's 26 points and 10 assists in 105-90 loss at Portland...Smith scores game-high 33 pts, but depleted Knicks starting unit (Copeland/Martin/Thomas/Shumpert/Felton) is outscored by Blazers', 90-44...Knicks lead by as many as 13 in first half (41-28), but are outscored 54-42 in second half...Blazers shoot .513 (40-78).

Mar. 17 at Clippers (L 80-93): With Anthony and Chandler (knees) still sidelined alongside Stoudemire, Knicks drop fourth straight, losing to Clippers at LA, 93-80 in ABC St. Patrick's Day matinee...Smith leads Knicks with 17 points...Chris Paul (20 pts, 8 ast) and Blake Griffin (12 pts, 12 reb) lead Clippers...Knicks shoot just .358 (29-81)...Knicks go just 10-14 FTA (.714) while Clips go 17-31 FTA (.548)...Knicks reach season's low point, with season-high tying four straight losses, overall 38-26 mark and just a one-game lead over Brooklyn in the Atlantic Division...But their next loss wouldn't come until Apr. 11, 13 wins and a division title later...

KNICKERBOCKER HIGHLIGHTS

MAR. 18 – APR. 11

Mar. 18 at Utah (W, 90-83): After dropping the first four games of their Western trip, shorthanded Knicks band together to grind out a 90-83 win at Utah, kicking off a 13-game winning streak that nails down the Atlantic Division title...Knicks snap a five-game losing streak at Utah (first win since Nov. 14, 2005, 73-62 in the infamous "Larry Miller Game")...Still without Anthony (knee) and Chandler (neck/knee), Knicks get shining performances from Smith (20 bench pts), Felton (19 pts) and Thomas (6 pts, 3 rebs, 3 blocks in 27 bench minutes in his final game before being sidelined with foot injury and subsequently waived)...Knicks grab lead for good with a 10-0 run in third quarter, then hold Jazz to just two pts in final 3:38...Knicks hold Jazz to .382 shooting (29-76), with just 13-45 FGA (.289) in second half...Both Copeland (14 pts, 31 mins) and Prigioni (3 pts, 3 ast, 20 mins in first NBA start) are in the starting lineup; according to the Elias Sports Bureau, it marks the first time the Knicks started two undrafted rookies in the same game since Elias began charting starting lineups in 1970-71.

Mar. 20 vs Orlando (W, 106-94): Anthony returns from three-game absence (knee) for 21 points, while Smith scores 22 in a wire-to-wire 106-94 win over Orlando at the Garden...Knicks shoot .526 overall (40-76) with 15-34 (.441) from Downtown, tying an NBA mark with nine players with at least one 3PT FGM (second time this season; also Feb. 2 vs Sacramento)...Knicks lead by double figure from midway through the third quarter, by as much as 20.

Mar. 22 at Toronto (W, 99-94): Anthony pours in 37 points while Martin adds 19 points and 11 rebounds as Knicks mathematically clinch their third straight NBA Playoff berth with a 99-94 win at Toronto...Alan Anderson (6-11 from Downtown) leads Raptors with 35 points, including 28 in the second half and 20 in the third quarter...Knicks shoot .535 (38-71) overall and seize lead for good with a 15-4 run in first quarter...Knicks play fifth straight game without Chandler (knee/disc)...Knicks mourn the passings of former players Bud Palmer (at age 91 on Mar. 19) and Ray Williams (at age 58 on Mar. 22).

Mar. 23 vs Toronto (W, 110-84): Anthony scores a game-high 28 points, Smith adds 25 and Martin 18 as Knicks rout Raptors at Garden, 110-84, to complete sweep of home-and-home set...Knicks shoot .519 (41-79) with 21-23 FTA (.913)...Knicks turn 18 Toronto turnovers into 25 points...Knicks play sixth straight game without Chandler (knee/disc)...Win No. 42 clinches Knicks' third straight winning season.

Mar. 26 at Boston (W, 100-85): Smith scores 32 points while Anthony adds 29 in 100-85 win over Celtics, NYK's second straight win at Boston after losing 11 straight...Knicks grab lead with a 14-0 second-quarter run and lead the rest of the way (as many as 17)...Knicks turn 20 Celtics turnovers into 17 points, outscore Celts on second chance points, 29-6...Celtics play without Kevin Garnett (ankle) and Rajon Rondo (knee); Knicks play seventh straight game without Chandler (knee/disc).

Mar. 27 vs Memphis (W, 108-101): Knicks win sixth straight, leading by as much as 30 and then holding on for a 108-101 win over Grizzlies at the Garden...Smith pours in 35 points; Mike Conley (26 pts) and Jerryd Bayless (24) lead Grizz...Knicks lead by 30 (71-41) in the opening moments of the third quarter, but Grizz outscore Knicks 60-39 in the second half and pull to within four in the final minute...Knicks go 5-6 FTA in the game's final :30.2 to ice the verdict...Knicks shoot .514 (38-74) overall...Camby ejected (two techs) in third quarter, as Knicks play eighth straight game without Chandler (knee/disc).

Mar. 29 vs Charlotte (W, 111-102): Smith scores 37 points for his third straight 30-plus game (first to do it off the bench since Bucks' Ricky Pierce in 1990), with Anthony adding 32 in 111-102 win over Charlotte that stretches winning streak to seven...Knicks lead by 30 points (58-28) for second straight game...Gerald Henderson leads Bobcats with 35 pts...Knicks produce two 30-plus scorers for first time in a day short of two years: since Mar. 30, 2011 vs. New Jersey (Anthony 39, Billups 33).

Mar. 31 vs Boston (W, 108-99): Knicks go a blistering 14-for-27 (.519) from Downtown in closing out the month with eighth straight win, 108-89 rout of Celtics at Garden...Anthony leads NYK with 24 pts, Copeland (3-3 from Downtown) adds 22 and Felton has 18, including a 49-foot banked-in three-pointer from midcourt that ends the first half...Jeff Green (27 pts) and Paul Pierce (24) lead Celtics...Knicks lead by as many as 24 (99-75, third straight game with 20-plus point lead) and hold Celtics to .432 shooting (32-74)...Knicks play 10th straight game without Chandler (knee/disc); Celtics play without Kevin Garnett (ankle) and Rajon Rondo (knee).

Eastern Conference Player of the Week: J.R. Smith (week ending Mar. 31)
(Knicks finish Mar. at 46-26; first in Atlantic, 4½ GA)

April (8-2; 54-28)

Apr. 2 at Miami (W, 102-90): Apr. 2 at Miami (W, 102-90): Anthony rings up a career-high-tying 50 points – his third career 50-plus game - in virtuoso performance that leads Knicks to ninth straight win, a 102-90 triumph at Miami...Carmelo scores 23 points in the second half as Knicks outscore Miami 52-32...Carmelo's 50 represents Knicks' highest scoring game since Jamal Crawford vs. Heat, Jan. 26 2007 (52), and the 15th individual 50-plus effort in franchise history...Chandler returns to action after missing 10 straight games (knee/disc)...Knicks shoot .521 (37-71) with 14-27 (.519) from Downtown...Heat play without LeBron James (hamstring) and Dwyane Wade (ankle).

Apr. 3 at Atlanta (W, 95-82): Just 24 hours after dropping 50 points on Miami, Anthony scores a game-high 40 at Atlanta to lift Knicks to 10th straight win, 95-82 over Hawks...Kyle Korver leads Hawks with 25 pts on 6-10 from Downtown...Knicks shoot .519 (40-77) overall; outscore Hawks in fourth quarter, 27-14.

Apr. 5 vs Milwaukee (W, 101-83): On a vintage night at the Garden, Anthony ties a club record with his third straight 40-plus scoring game, pouring in game-high 41 in 101-83 win over Milwaukee as winning streak reaches 11 straight...Carmelo's third straight 40-plus matches NYK mark set by Bernard King (Nov. 21-24, 1984); Knicks adds 30 off the bench...Knicks produce three double-figure rebounders for the only time this season (Anthony 14, Chandler 10, Smith 10)...Smith trails by as many as 10 in first half (44-34), then take command with 25-2 run in the third quarter (Knicks outscore Milwaukee 65-38 in second half)...Kidd ends third quarter by nailing a 59-foot heave from the backcourt, NYK's longest shot of season...Knicks hold Bucks to .382 shooting (29-76)...As part of Knicks Legends Night, presented by Chase, Knicks honor the 40th anniversary of their 1973 NBA Championship team, with each of the 11 surviving team members on hand.

Apr. 7 at Oklahoma City (W, 125-120): Knicks reach the 50-win plateau for the first time since 1999-2000 and do it in grand style with 12th straight win, 125-120 ABC triumph at Oklahoma City...Anthony scores 36 points while Smith adds 22 as Knicks score season-high 125 pts...Russell Westbrook (37 pts) and Kevin Durant (27) lead Thunder...Knicks snap a five-game road losing streak vs. Sonics/Thunder with first win ever at OKC (went combined 0-6 all-time at OKC vs. Hornets and Thunder)...Signature win is led by off-the-bench performances by Kidd (14 pts, 6 reb) and Copeland (13 pts)...Tight affair features 12 lead changes; Knicks take command with 11-2 run late in the fourth quarter that turns a one-point deficit (111-110) into an eight-point lead (121-113)...Smith nails game's two biggest shots: step-back jumper with 1:30 left (117-113) and 28-foot three-point bomb to beat the shot clock with :56.8 left (120-113)...Knicks allow .577 shooting to Thunder (45-78) but commit just six turnovers, outbound Thunder 41-37 (19-10 offensive) and go 15-34 (.441) from Downtown.

Apr. 9 vs Washington (W, 120-99): Behind a vintage night from Downtown and before a roaring 107th consecutive Garden sellout, the Knickerbockers mathematically clinch their first Atlantic Division Championship since 1993-94 by routing the Wizards, 120-99 for the final link in a 13-game winning streak, the third-longest in franchise history...Knicks go 20-36 from Downtown, tying a single-game team record with 20 3PT FGM...Anthony pours in a game-high 36 points to lead six Knicks double-figure scorers; John Wall leads Wiz with 33...Knicks shoot .563 overall (45-80) and lead by as many as 31 (120-89)...Shumpert (18 pts), Copeland (17) and Novak (12) all enjoy four-home run nights from long range.

Apr. 11 at Chicago (L, 111-118, OT): Thirteen-game winning streak comes to an end with 118-111 overtime loss at Chicago...Anthony scores 36 with 19 rebounds; Smith adds 28 with career-high 14 boards...Former Knick Nate Robinson scores 35 points in 33 bench minutes, with 18 coming in the fourth quarter+OT as Bulls complete 4-0 season sweep of Knicks...Knicks lead by as many as 17 (23-6) in early going, then rally from seven down (103-96) with under 3:00 to go in regulation to force OT (Anthony 10 pts in fourth)...Bulls outscore Knicks 13-6 in OT with Nate scoring eight...Knicks shoot just .404 overall (42-104)...Game features four technical fouls (NY 2, Chi 2)...Bulls go 30-37 FTA (.811), Knicks just 17-22 FTA (.773).

KNICKERBOCKER HIGHLIGHTS

APR. 12 – NBA PLAYOFFS

Apr. 12 at Cleveland (W, 101-91): Anthony and Smith each score 31 as Knicks cruise to 101-91 win at Cleveland...Kyrie Irving leads Cavs with 31 pts...Knicks shoot .506 (40-79) and lead by as many as 21 (101-80)...Newly-signed veteran Solomon Jones (0 pts, 12 bench mins) makes Knicks debut.

Apr. 14 vs Indiana (W, 90-80): Knicks hold Pacers to .431 shooting (28-65) and turn 26 Indiana turnovers into 33 points in a 90-80 Garden win, mathematically clinching the Eastern Conference's No. 2 seed for the upcoming NBA Playoffs...Anthony scores 25, Copeland adds 20 off the bench...Lance Stephenson leads Pacers with 22 points.

Apr. 15 at Charlotte (L, 95-106): Knicks finish 23-18 on the road following 106-95 loss at Charlotte...Copeland scores a season-high 32 points in starting role...Gerald Henderson (27 pts) and Kamba Walker (23) lead Bobcats...Knicks go 14-37 (.378) from Downtown, but Bobcats shoot .581 overall (43-74)...With East's No. 2 seed already clinched, Knicks rest Anthony, Felton and Smith.

Apr. 17 vs Atlanta (W, 98-92): Newly-signed Earl Barron (11 pts, 18 rebs) and Quentin Richardson (10 reb) help lead the way - with Copeland scoring 33 points for his second straight 30-plus game - as Knicks end regular season with 98-92 Garden win over Atlanta...Knicks finish 31-10 at home in completing 3-0 season sweep of Hawks...With Playoff positioning already clinched for both teams, Knicks' Anthony, Chandler, Smith and Kidd all rest, as do Hawks' Al Horford, Kyle Korver, Josh Smith and Jeff Teague...Anthony clinches League scoring title with 28.7 ppg, joining Bernard King (32.9 in 1984-85) as only Knicks ever to pace NBA in scoring.

Eastern Conference Player of the Week: Carmelo Anthony (weeks ending Apr. 7 and Apr. 14)
(Knicks finish regular season at 54-28; Atlantic Division Champions, 5 GA)

NBA Playoffs
First Round vs. Boston (4-2)

Game One (Saturday afternoon, Apr. 20 @ MSG: KNICKS 85, Celtics 78): Knicks ride 36 points from Anthony and a defensive lockdown in the second half to kick off the 2013 Playoffs with a win over arch-rival Boston...Jeff Green leads Celtics with 26 points...Green scores 20 points in the first half; Celtics use a 13-5 closing run to lead at halftime, 53-49...Knicks outscore Celtics 18-17 in third quarter (Anthony 9 points) and trail by three (70-67) heading into the fourth...Knicks' defense takes over in the fourth quarter, holding Celtics to just eight points on 3-11 FGA (.273)...Knicks outscore Boston in fourth, 18-8, with Anthony scoring eight points in the stanza...Celtics commit eight turnovers in fourth quarter, Knicks none...Celtics' eight points in fourth quarter are an all-time post-clock opposition Playoff low vs. Knicks; Celtics' 25 points in second half tie all-time post-clock opposition low Playoff half vs. Knicks (25 by Miami, May 19, 2000, Game Six, East Semis), a mark that would be broken in Game Two...Knicks shoot .405 (32-79), 9-25 from Downtown (.360)...Celtics shoot .415 overall (27-65), with just 7-27 FGA (.259) in second half...Knicks go 12-15 FTA (.800), Celtics go 19-19 FTA...Knicks turn 21 Boston turnovers into 20 points...Series marks first time Knicks own home court advantage in Playoffs since 2001 first round vs. Raptors (lost, 2-3).

Game Two (Tuesday night, Apr. 23 @ MSG: KNICKS 87, Celtics 71): With a game-breaking run bridging the second and third quarters and a stifling defense again in lockdown mode, Knicks dominate the second half once again to take a 2-0 series lead with 87-71 win at a raucous MSG...Anthony scores a game-high 34 points, while Smith adds 19 with Martin chipping in with a game-high 11 rebounds...Paul Pierce leads Celtics with 18 points...Knicks start fast and take as much as a seven-point lead (27-20), but an 11-0 Celtics run wipes out the lead and ignites a 28-12 Boston push that climaxes when Pierce's jumper gives the Green a nine-point lead (48-39) with 1:02 left in the half...But the Knicks stunningly take command of the game by bridging the second and third quarters with a 27-4 run over an 8:16 span, giving them a lead they will never relinquish...Anthony scores 13 points in the third quarter, a stanza in which NYK is ignited by back-to-back three-point bombs from Shumpert at the start of the period...The 27-4 run gives NYK a 66-52 lead, and Knicks lead by at least nine the rest of the way...Knicks hold Celtics to just 23 points on 7-36 FGA (.194) in the second half, and Boston's 23 points tie an all-time post-clock NBA Playoff low half...In the series' first two games, Knicks have held Boston to 48 points on 14-63 FGA (.222) in the second half...Knicks shoot .421 overall (32-76), Celtics just .371 (26-70).

Game Three (Friday night, April 26 @ Boston: KNICKS 90, Celtics 76): Knicks take a 3-0 series lead with yet another vintage defensive effort before stunned sellout crowd at TD Garden in Celtics' first home game since Marathon Day bombings of Apr. 15...Anthony scores a game-high 26 points while Felton adds 15 points and 10 assists...J.R. Smith scores 15 off the bench prior to being ejected (Flagrant Foul 2) midway through the fourth quarter...Jeff Green leads Celtics with 21 points; Kevin Garnett adds 12 points and 17 rebounds...For the third straight game, Knicks put Celtics in a defensive chokehold for an entire half, limiting Boston to 31 points on 14-40 FGA (.350) in the first half and completing a stretch in which they allowed just 54 points on 21-76 FGA (.276) over a four-quarter span (last two quarters of Game Two, first two quarters of Game Three)...Knicks lead at halftime, 47-31, with Anthony scoring 12 points...Knicks lead by double figures throughout the second half (as many as 21 at 75-54 early in the fourth quarter)...Knicks shoot .500 overall (38-76) with 11-27 (.407) from Downtown...Celtics shoot .400 overall (28-70) with 6-19 (.316) from Downtown...Knicks go just 3-8 FTA, establishing all-time single-game club Playoff lows for both FTM (3, one more than all-time NBA post-clock Playoff low) and FTA (8).

Game Four (Sunday afternoon, April 28 @ Boston: Celtics 97, KNICKS 90, OT): Anthony (game-high 36 points) and Felton (career Playoff-high 27) spearhead a furious Knicks comeback from 20 points down, but NYK is denied in the extra session as Celtics stay alive in series...Paul Pierce (29 points) and Jeff Green (26) lead Celtics, as Kevin Garnett adds 13 points and 17 rebounds...Knicks play without J.R. Smith (NBA suspension)...Celtics use a 9-0 run in the opening minutes to grab a 22-17 lead after one, then extend their edge to 19 (54-35) at the half, with Pierce scoring 17 first-half points...Celtics shoot .513 (20-39) in first half to just .289 (11-38) for NYK...Green's three-point bomb with 9:25 left in the third quarter gives Boston a 20-point lead (59-39), but Knicks answer with eight straight points that serve as the springboard to a 26-9 run over the final 8:47 of the quarter, cutting the lead to three (68-65) after three quarters...Felton scores 16 third-quarter points, all during the 26-9 run...Pierce's two FTM with 4:19 left in the fourth give Boston a five-point lead (82-77), but Knicks come back to score seven straight, capped by Felton's jumper with 1:18 left that gives NY its first and only lead of the game (84-82), just after Anthony had missed two FTA with 1:50 left and scored tie at 82...Garnett's jumper with 1:07 left ties the score at 84, then after two Anthony misses, Pierce misses on a 23-foot jumper in the final seconds to send the game into OT...Jason Terry scores nine of his 18 points in the extra session as Boston outscores NY 13-6 and scores the final six points in OT...Anthony goes 10-35 FGA and 16-20 FTA; his 35 FGA tie Bernard King's single-game club Playoff record (1984 vs. Detroit), and his 20 FTA set a new club single-game Playoff mark (19 by Latrell Sprewell in 1999 vs. Atlanta)...Knicks shoot just .344 (31-90) with 7-30 (.233) from Downtown, setting a single-game club Playoff mark with 30 3PT FGA...Celtics shoot .447 (34-76) with 8-22 (.364) from Downtown...Knicks outbound Celtics 54-40, including 16-3 offensive (second chance points: NY 13, Boston 2).

Game Five (Wednesday night, May 1 @ MSG: Celtics 92, KNICKS 86): Knicks score game's first 11 points, but Celtics author a 26-point turnaround to take as much as a 15-point lead (75-60) in eventual 92-86 win...Anthony leads Knicks with 22 points, Felton adds 21...Jeff Green leads Celtics with 18 points (12 in second half), Kevin Garnett adds 16 points and 18 rebounds...Knicks rip off the game's first 11 points in the opening 4:13 (biggest opening-game run in the regular season was eight at Miami, April 2), as Celtics outscore NY 20-11 for the rest of the quarter to cut the lead down to two (22-20) after one...Boston outscores NY 25-17 in the second quarter (Garnett 8 points) to take a 45-39 lead into halftime, and Knicks will trail the rest of the way...Felton's layup with 6:01 left in the third brings NYK within two (56-54), but Knicks get no closer...Minutes later, Celtics bridge the third and fourth quarters with a 9-0 run that turns a six-point lead (66-60) into a 15-point cushion (75-60) and virtually decides the issue...Knicks go just 5-22 (.227) from Downtown while Celtics go 11-22 (.500) from long range...Knicks shoot just .395 (32-81) overall...Celtics go spotless 17-17 FTA, their second perfect FT game of the series (19-19 FTA in Game One), Knicks go 17-20 FTA.

KNICKERBOCKER HIGHLIGHTS

PLAYOFF STATISTICS

NBA PLAYOFFS

Game Six (Friday night, May 3 at Boston: KNICKS 88, Celtics 80): Knicks build as much as a 26-point lead, then stave off a frantic Celtics rally with a last-ditch fourth quarter stand for a series-clinching victory, completing their first Playoff series win since they defeated Miami in the 2000 Conference Semifinals...Anthony scores a game-high 21 points...Jeff Green scores 21 points while Kevin Garnett adds 15 points & 10 rebounds for Boston...Knicks hold Paul Pierce to 14 points on 4-18 FGA (1-9 from Downtown)...Knicks use an early 11-0 run to take a 24-10 lead after one quarter, with Prigioni scoring nine points in the stanza on three 3PT FG over a 4:06 span...Knicks hold Celts to 4-16 FGA (.250) in the quarter (Celtics' 10 points are an all-time post-clock opponent Playoff low for a first quarter)...Knicks stretch lead to 18 (34-16) midway through the second, but a 10-0 Boston run helps cut the lead down to 12 (39-27) at halftime...**Celtics' 27 points mark an all-time post-clock Knicks opponent Playoff low for a first half, and the third Boston half of the series in which they scored less than 30 points...** Knicks outscore Celtics 28-20 in third quarter (Shumpert nine points on three 3PT FGM over 6:52) to stretch the lead to 20 (67-47) after three... With 9:49 left in the game, Shumpert follows up a missed Prigioni layup with a leaping, two-handed putback slam to give NYK a 26 point lead (75-49)... Then the Celtics - who had scored only 27 points in the entire first half - score an amazing **20 straight points in just a 3:37 span**, chopping the seemingly insurmountable lead down to six (75-69) with just under six minutes left...Green scores eight points during the run, during which Knicks miss eight FGA and commit five turnovers...But in a game-turning sequence, Shumpert steals a Pierce pass and converts it into a fast break layup to give NY a 77-69 lead, halting the 20-0 run with Knicks' first points in 4:43...Celtics would eventually climb to within four points (last time at 79-75, 3:32 left), but Anthony scores seven of Knicks' last 11 points in final 3:50, capped by a game- and series-clinching three-point bomb with 1:43 left that puts NY up by nine (84-75)...Knicks hold Celtics to just .381 shooting (24-63); NY shoots .418 (33-79).

Second Round vs. Indiana (2-4)

Game One (Sunday afternoon, May 5 at MSG: Pacers 102, KNICKS 95): David West (20 pts), Paul George (19) and D.J. Augustin (16 pts on 4-5 from Downtown) led a balanced Pacers attack as Indiana grabs Game One...Anthony scores a game-high 27 points...Knicks and Pacers renew their long-standing Playoff rivalry with their seventh post-season series in the last 20 years, but their first since Indiana's six-game win in the 2000 Eastern Conference Finals...Barely 40 hours removed from their emotional, series-clinching Game Six win in Boston on May 3, Knicks break quickly as Felton scores 12 points in the first quarter to give NY a five-point lead (27-22) after one...Knicks bridge the first and second qtrs with an 11-0 run, capped by Martin's jumper 44 seconds into the second, giving NY a seven-point lead at 29-22, but that turns out to be Knicks' biggest lead of the game...Pacers lead by six at halftime (52-48) and expand edge to game-high 16 (81-65) after three...**Indiana outscores New York 59-38 over the second-and-third quarters, shooting 21-36 FGA (.583) over that span...**Anthony, who had picked up his fourth personal foul with 7:48 left in the third and his fifth just 1:49 into the fourth, scores 15 points in the fourth quarter as Knicks outscore Pacers 30-21 in the final stanza and cut the lead down to six (101-95) inside the final minute, but get no close...Pacers soundly outboard Knicks, 44-30 (11-6 offensive), and outscore NYK on both second chance points (20-10) and points in the paint (46-32).

Game Two (Tuesday night, May 7 at MSG: KNICKS 105, Pacers 79): Anthony scores 22 of his game-high 32 points in the second half, during which the Knicks go on an astounding 36-4 run...Shumpert adds 15 points, Felton 14...Paul George leads Pacers with 20 points...**Knicks record the fifth-biggest Playoff winning margin in franchise history (26 points), their highest since beating Detroit, 109-75 (34 pts) on Apr. 24, 1992 (Game One, first round)...**Felton scores nine first-quarter points to help lift Knicks to 29-20 lead after one...Knicks extend lead to 13 (47-34) late in the second, but Pacers close out the quarter with an 8-0 run to cut the lead down to five (47-42) at halftime...Indiana outscores NYK 22-15 to start the third, a span capped by George Hill's three-point bomb with 3:28 left in the quarter, giving Pacers a two-point lead (64-62). It would turn out to be Indiana's last lead of game, and their last FGM for more than 12 minutes...Anthony ties the score (64-64) with a driving layup with 2:42 left in the third, igniting an astonishing run in which the **Knicks outscore Indiana 36-4 over the next 11:12, turning a two-point deficit (64-62) into a 30-point lead (98-68)** late in the fourth...Included in the run are 23 straight Knicks points over a 7:26 span bridging the third and fourth quarters...During the game-breaking runs, the Knicks hold Indiana scoreless for a period of 8:18, and without a field goal for 12:19 (0-14 FGA during that span)...Anthony scores 11 points each in the third and fourth quarters...In the deciding second half, Knicks shoot .511 (23-45) while Pacers shoot just .364 (12-33)...Knicks go 10-30 (.333) from Downtown and set a team Playoff record with 30 3PT FGA (also in Game Four vs. Celtics); Pacers go 8-25 (.320) from long range...Knicks commit just seven turnovers (two more than all-time team Playoff low) and turn 21 Indiana turnovers into 32 points.

Game Three (Saturday night, May 11 at Indiana: Pacers 82, KNICKS 71): Knicks shoot just .352 (25-71) and can muster only 71 points - the fourth-lowest post-clock figure in team Playoff history - in an 82-71 Game Three loss at Bankers Life Fieldhouse...Anthony (21) is Knicks' lone double-figure scorer...Roy Hibbert scores a game-high 24 points with 12 rebounds for Indiana, with George Hill adding 17 pts and David West 11 points and 12 boards...Stoudemire (7 pts, 9 bench mins) returns to action for Knicks after being sidelined since March 7 (right knee)...Knicks take their only lead of the game when Chandler's layup gives NY a 13-11 edge with 4:20 remaining in first qtr...Pacers answer with a 7-0 run en route to an 18-15 lead after one (Hill 9 pts), and hold the lead rest of the way...Pacers lead at halftime, 36-33...Chandler's 1-2 FTA with 6:16 left in the third brings Knicks within five (49-44), but Pacers reel off nine straight points and never look back, leading the rest of the way by at least eight and by as many as 16...Knicks go just 3-11 (.273) from Downtown while Pacers go 10-33 (.303) from long range...Pacers shoot .350 (28-80) overall...Pacers again dominate the glass to the tune of 53-40 (18-10 offensive), scoring 20 second chance points to Knicks' 10...Knicks commit 15 turnovers (18 Indiana pts), Pacers 17 (20 NY pts).

Game Four (Tuesday night, May 14 at Indiana: Pacers 93, KNICKS 82): Pacers' George Hill scores a game-high 26 points on 9-14 FGA while Knicks' shooting woes continue with just 31-87 FGA (.356) as NY falls behind 3-1 in the series with a wire-to-wire 93-82 Game Four loss at Indiana...Anthony leads Knicks with 24 points...Pacers produce three double-figure rebounders (Paul George 14, Roy Hibbert 11, David West 10) in outbounding Knicks, 54-36...Knicks shoot just 7-23 FGA (.304) in the first quarter, falling behind 23-16 after one...Pacers extend lead to 14 at the half (48-34), with George scoring 12 first-half points...Pacers lead by double-figures for virtually all of the second half (as many as 18, 63-45); Knicks cut lead to eight at 69-61 early in the fourth but get no closer...Pacers shoot .408 overall (31-76) with 8-25 (.320) from Downtown. Knicks go 8-28 (.286) from long range...Pacers shoot 23-30 FTA (.767). Knicks go just 12-14 FTA (.857)...Knicks commit 10 turnovers (15 Pacers pts), Pacers 16 (12 NY pts).

Game Five (Thursday night, May 16 at MSG: KNICKS 85, Pacers 75): Facing playoff extinction before home crowd, Knicks rally for emotional, wire-to-wire win as Anthony pours in a game-high 28 points and NY bench outscores Indiana's, 35-10...Paul George leads Pacers with 23 points...Knicks never trail, but biggest lead is just 11 in taunt, defensive-minded affair...Knicks score game's first seven points, and Anthony has nine in the quarter to give NY a 19-15 lead after one...Knicks extend lead to 40-34 at halftime...Martin's two FTM with 2:49 left in the third give NYK its biggest lead (11 pts, 63-52), and Knicks take a 10-point edge (67-57) into the fourth...George caps a span in which he scores seven of nine Indiana points by nailing a three-point bomb with 6:42 left, pulling Pacers within four at 75-71...But Melo responds by scoring four straight points, draining a 17-foot jumper with 6:14 left (77-71) and canning 2.2 FTA with 5:24 left to give Knicks an eight-point lead (79-71), and NY is not threatened the rest of the way...Knicks hold Pacers to .362 shooting (25-69), including just .293 (12-41) in the first half...Knicks shoot .410 (32-78) with 7-18 (.389) from Downtown...Knicks commit just 11 turnovers (14 Indiana pts), and turn 19 Pacers turnovers into 12 points...Pacers play without George Hill (concussion).

Game Six (Saturday night, May 18 at Indiana: Pacers 106, KNICKS 99): Anthony pours in a game-high 39 points while Shumpert (5-6 from Downtown, 19 pts) keys a three-point barrage that fuels a furious second-half comeback, but Knicks ultimately fall short and see their season end...Anthony scores 12 points and Stephenson nine as Pacers lead 29-27 after one...Knicks go just 7-27 FGA (.259) in second qtr as Indiana extends its lead to 55-47 at halftime...David West's jumper with 8:34 left in the third gives Pacers their biggest lead of the game, a 12-point edge at 65-53, but Knicks respond with a 19-7 run over a 4:47 span, keyed by five, three-point FG (including three by Shumpert in just 1:04), forging a 72-72 tie...Knicks outscore Pacers 34-26 in third quarter and the teams head into the fourth tied at 81...Copeland rings up a pair of three-pointers in a 59-second span early in the fourth, then J.R.'s threeball with 5:43 left gives NYK a two-point lead (92-90)...But on the Knicks' next possession, Anthony is denied at the rim on a dunk attempt by Hibbert (fifth block of the game), which Pacers use to springboard a 9-0 run that effectively decides the game and the series...Stephenson scores nine points in the fourth, including the first seven points in the game-deciding 9-0 push...Knicks get no closer than four in the final minute and see their 67th NBA season end at 10:52 p.m. New York time...Knicks shoot .400 overall (34-85) with 13-30 (.433) from Downtown, tying a team Playoff record with 30 3PT FGA (third time in 2013 Playoffs)...NYK goes 4-15 from Downtown in first half, 9-15 in second half...Knicks go perfect 18-18 FTA, but Pacers score 34 points at the line on 34-46 FTA (.739)...Pacers outboard Knicks 43-36 and outscore NY in the paint by 52-20...Each team commits nine turnovers...Knicks see Shumpert, Chandler and Martin all foul out.

2013 NBA Playoffs (6-6)

Game #	Date	H/A	W/L	NYK/Opp	NY High Pts	NY High Reb	NY High Ast	Opp High Pts
1	4/20	vs. BOS	W	85-78	Anthony 36	Martin 9	Felton 6	Green 26
2	4/23	vs. BOS	W	87-71	Anthony 34	Martin 11	Prigioni 5	Pierce 18
3	4/26	at BOS	W	90-76	Anthony 26	Shumpert/Chandler 8	Felton 10	Green 21
4	4/28	at BOS	L	90-97	Anthony 36	Shumpert 12	Felton 3	Pierce 29
5	5/1	vs. BOS	L	86-92	Anthony 22	Chandler 11	Felton 4	Green 18
6	5/3	at BOS	W	88-80	Anthony 21	Chandler 12	Felton 7	Green 21
7	5/5	vs. IND	L	95-102	Anthony 27	Anthony 11	Prigioni 6	West 20
8	5/7	vs. IND	W	105-79	Anthony 32	Anthony 9	Prigioni/Kidd 4	George 20
9	5/11	at IND	L	71-82	Anthony 21	Shumpert 10	Prigioni 4	Hibbert 24
10	5/14	at IND	L	82-93	Anthony 24	Chandler 10	Felton 6	Hill 26
11	5/16	vs. IND	W	85-75	Anthony 28	Chandler 8	Felton 4	George 23
12	5/18	at IND	L	99-106	Anthony 39	Smith 10	Prigioni/Felton 6	Stephenson 25

2013 First Round - New York Knicks vs. Boston Celtics (4-2)

Player	G	GS	Min	FG	FGA	Pct.	3P	3PA	Pct.	FT	FTA	Pct.	OR	DR	Tot	Ast	PF	Dq	Stl	TO	Blk	Pts	RPG	APG	PPG
Anthony	6	6	248	61	160	.381	9	34	.265	44	49	.898	2	30	32	11	17	0	8	16	1	175	5.3	1.8	29.2
Felton	6	6	246	45	96	.469	6	22	.273	7	14	.500	7	17	24	32	12	0	10	13	3	103	4.0	5.3	17.2
Smith	5	0	159	28	73	.384	9	27	.333	11	16	.688	1	21	22	7	14	0	5	12	2	76	4.4	1.4	15.2
Shumpert	6	6	171	19	42	.452	10	19	.526	6	8	.750	10	31	41	8	21	0	11	7	3	54	6.8	1.3	9.0
Prigioni	5	5	112	10	27	.370	8	19	.421	2	4	.500	2	10	12	12	8	0	11	4	0	30	2.4	2.4	6.0
Chandler	6	6	171	13	24	.542	0	0	---	5	7	.714	21	31	52	3	19	0	5	6	4	31	8.7	0.5	5.2
Martin	6	0	120	11	21	.524	0	0	---	5	9	.556	11	21	32	3	21	0	3	5	9	27	5.3	0.5	4.5
Novak	5	0	42	6	10	.600	3	5	.600	0	0	---	2	2	4	0	3	0	1	0	0	15	0.8	0.0	3.0
Kidd	6	0	158	3	17	.176	3	11	.273	2	2	1.000	6	25	31	14	10	0	6	8	4	11	5.2	2.3	1.8
Camby	2	0	3	1	1	1.000	0	0	---	0	0	---	1	1	2	0	1	0	0	0	0	2	1.0	0.0	1.0
White	3	0	4	1	2	.500	0	1	0.000	0	0	---	0	0	0	0	0	0	0	0	0	2	0.0	0.0	0.7
Copeland	3	1	24	0	5	0.000	0	3	0.000	0	0	---	0	1	1	0	1	0	2	1	0	0	0.3	0.0	0.0
Richardson	3	0	8	0	3	0.000	0	2	0.000	0	0	---	0	1	1	0	1	0	0	0	0	0	0.3	0.0	0.0
Knicks	6	1465	198	481	412	.484	144	333	.82	109	.752	.63	191	254	90	128	0	62	77	26	526	42.3	15.0	87.7	
Celtics	6	1465	171	414	413	.412	124	331	.111	129	.860	.31	203	234	101	113	2	33	104	18	494	39.0	16.8	82.3	

2013 Eastern Conference Semifinals - New York Knicks vs. Indiana Pacers (2-4)

Player	G	GS	Min	FG	FGA	Pct.	3P	3PA	Pct.	FT	FTA	Pct.	OR	DR	Tot	Ast	PF	Dq	Stl	TO	Blk	Pts	RPG	APG	PPG
Anthony	6	6	233	65	150	.433	8	23	.348	33	38	.868	9	38	47	8	29	1	5	15	1	171	7.8	1.3	28.5
Stoudemire	4	4	139	20	36	.556	0	0	---	21	28	.750	8	18	26	3	16	1	5	12	1	61	6.5	0.8	15.3
Smith	6	0	191	26	90	.289	9	39	.231	20	27	.741	5	25	30	8	13	0	6	8	3	81	5.0	1.3	13.5
Felton	6	6	208	27	66	.409	3	6	.500	9	10	.900	10	7	17	24	14	0	10	7	2	66	2.8	4.0	11.0
Shumpert	6	6	166	22	58	.379	8	23	.348	6	6	1.000	8	23	31	8	15	1	2	7	0	58	5.2	1.3	9.7
Martin	6	1	133	18	29	.621	0	0	---	6	11	.545	5	17	22	8	21	1	6	3	8	42	3.7	1.3	7.0
Chandler	6	6	179	15	28	.536	0	0	---	7	9	.778	19	17	36	1	29	2	3	5	10	37	6.0	0.2	6.2
Copeland	6	0	69	12	25	.480	11	20	.550	2	2	1.000	2	6	8	1	8	0	3	3	0	37	1.3	0.2	6.2
Stoudemire	4	0	33	5	13	.385	1	1	1.000	4	4	1.000	4	5	9	0	9	0	0	3	0	15	2.3	0.0	3.8
Prigioni	6	5	118	7	16	.438	5	11	.455	0	0	---	0	5	5	23	13	0	3	2	1	19	0.8	3.8	3.2
Richardson	2	0	7	2	3	.667	2	3	.667	0	0	---	1	1	2	0	1	0	0	0	0	6	1.0	0.0	3.0
White	1	0	5	1	2	.500	0	1	0.000	0	0	---	1	1	2	0	0	0	0	0	0	2	0.0	0.0	2.0
Novak	4	0	8	1	3	.333	1	3	.333	0	0	---	0	0	0	0	2	0	0	0	0	3	0.0	0.0	0.8
Camby	1	0	0	0	0	---	0	0	---	0	0	---	0	0	0	0	0	0	0	0	0	0	0.0	0.0	0.0
Kidd	6	0	89	0	8	0.000	0	6	0.000	0	0	---	1	10	11	10	2	0	6	5	0	0	1.8	1.7	0.0
Knicks	6	1440	201	491	409	.486	136	353	.87	107	.813	.65	155	220	91	157	5	44	62	25	537	36.7	15.2	89.5	
Pacers	6	1440	185	434	426	.44	140	314	.123	176	.699	.75	197	272	100	114	1	28	98	32	537	45.3	16.7	89.5	

2013 Playoffs - All Rounds Combined (6-6)

Player	G	GS	Min	FG	FGA	Pct.	3P	3PA	Pct.	FT	FTA	Pct.	OR	DR	Tot	Ast	PF	Dq	Stl	TO	Blk	Pts	RPG	APG	PPG
Anthony	12	12	481	126	310	.406	17	57	.298	77	87	.885	11	68	79	19	46	1	13	31	2	346	6.6	1.6	28.8
Smith	11	0	351	54	163	.331	18	66	.273	31	43	.721	6	46	52	15	27	0	11	20	5	157	4.7	1.4	14.3
Felton	12	12	454	72	162	.444	9	28	.321																

2012-13 KNICKERBOCKERS

DAY-BY-DAY RECORD

No.	Date	Opponent	W/L	Score	Record	Pos	GB	Attendance	High Scorers	High Rebounders
1	Nov. 2	vs. MIA	W1	104-84	1-0	1T	--	19,033*	Anthony 30 James 23	Anthony 10 Bosh 11
2	Nov. 4	vs. PHI	W2	100-84	2-0	1T	--	19,033*	Anthony 27 Holiday 27	Smith 9 Turner 11
3	Nov. 5	at PHI	W3	110-88	3-0	1	+2	15,783	Anthony 21 Holiday 17	Brewer 10 Young 10
4	Nov. 9	vs. DAL	W4	104-94	4-0	1	+1½	19,033*	Anthony 31 Mayo 23	Chandler 9 Four with 7
5	Nov. 13	at ORL	W5	99-89	5-0	1	+1½	18,846*	Anthony 25 Redick 18	Anthony 8 Vucevic 10
6	Nov. 15	at SAS	W6	104-100	6-0	1	+1½	18,581*	Felton 25 Parker 19	Anthony 12 Duncan 14
7	Nov. 16	at MEM	L1	95-105	6-1	1	+1	17,516	Anthony 20 Gasol 24	Chandler/Smith 7 Randolph 15
8	Nov. 18	vs. IND	W1	88-76	7-1	1	+1	19,033*	Anthony 26 George 20	Anthony/Chandler 9 T. Hansbrough/Hibbert 8
9	Nov. 20	at NOH	W2	102-80	8-1	1	+2	13,705	Anthony 29 Anderson 15	Chandler 12 Anderson 8
10	Nov. 21	at DAL	L1	111-114	8-2	1	+2	20,157*	Anthony 23 Mayo 27	Chandler 13 Brand 8
11	Nov. 23	at HOU	L2	103-131	8-3	1	+1	18,038*	Anthony 37 Harden 33	Chandler 7 Asik 14
12	Nov. 25	vs. DET	W1	121-100	9-3	1	+1	19,033*	Anthony 29 Knight 21	Smith 10 Drummond 11
13	Nov. 26	at BRO+	L1	89-96 (OT)	9-4	1T	--	17,732*	Anthony 35 Lopez 22	Anthony 13 Evans 14
14	Nov. 28	at MIL	W1	102-88	10-4	1T	--	11,439	Anthony 29 Jennings/Udrih 18	Anthony-Chandler 8 Dunleavy 9
15	Nov. 30	vs. WAS	W2	108-87	11-4	1T	--	19,033*	Anthony/Smith 20 Crawford 17	Chandler 10 Seraphin 10
16	Dec. 2	vs. PHO	W3	106-99	12-4	1	+1	19,033*	Anthony 34 Gortat 18	Chandler 13 Gortat 10
17	Dec. 5	at CHB	W4	100-98	13-4	1	+2	18,097	Anthony 23 Walker 25	Chandler 17 Biyombo 12
18	Dec. 6	at MIA	W5	112-92	14-4	1	+2½	19,740*	Felton 27 James 31	Chandler 9 James 10
19	Dec. 8	at CHI	L1	85-93	14-5	1	+2½	21,852*	Felton 27 Bellinelli/Deng 22	Chandler 18 Noah 11
20	Dec. 9	vs. DEN	W1	112-106	15-5	1	+3½	19,033*	Anthony 34 Lawson 23	Chandler 12 Gallinari 9
21	Dec. 11	at BRO	W2	100-97	16-5	1	+4	17,732*	Anthony 45 Blatche 23	Chandler 7 Evans 18
22	Dec. 13	vs. LAL	W3	116-107	17-5	1	+4½	19,033*	Anthony 30 Kidd 9	Bryant 10 Kidd 9
23	Dec. 15	vs. CLE	W4	103-102	18-5	1	+5	19,033*	Felton 25 Irving 41	Chandler 10 Miles/Varejao 8
24	Dec. 17	vs. HOU	L1	96-109	18-6	1	+4½	19,033*	Copeland 29 Harden 28	Chandler 18 Harden 10
25	Dec. 19	vs. BRO	W1	100-86	19-6	1	+6	19,033*	Anthony 31 Johnson 17	Chandler 12 Lopez 10
26	Dec. 21	vs. CHI	L1	106-110	19-7	1	+5½	19,033*	Anthony 29 Deng 29	Smith 10 Deng 13
27	Dec. 23	vs. MIN	W1	94-91	20-7	1	+5½	19,033*	Anthony 33 Pekovic 21	Chandler 9 Pekovic 17
28	Dec. 25	at LAL	L1	94-100	20-8	1	+5½	18,997*	Anthony 34 Bryant 34	Chandler 9 Howard 12
29	Dec. 26	at PHO	W1	99-97	21-8	1	+6	15,153	Smith 27 Dudley 36	Chandler 12 Gortat 9
30	Dec. 28	at SAC	L1	105-106	21-9	1	+5½	16,407	Smith 28 Thornton 18	Chandler 18 Cousins 10
31	Jan. 1	vs. POR	L2	100-105	21-10	1	+5	19,033*	Anthony 45 Batum 26	Smith 11 Aldridge 14
32	Jan. 3	vs. SAS	W1	100-83	22-10	1	+5	19,033*	Anthony 23 Neal 12	Chandler 14 Duncan 6
33	Jan. 5	at ORL	W2	114-106	23-10	1	+4½	19,171*	Anthony 40 Affalo/Nelson 29	Chandler 12 Vucevic 18
34	Jan. 7	vs. BOS	L1	96-102	23-11	1	+4	19,033*	Smith 24 Pierce 23	Chandler 17 Garnett 10
35	Jan. 10	at IND	L2	76-81	23-12	1	+3	16,568	Smith 25 George 24	Chandler 15 George 11
36	Jan. 11	vs. CHI	L3	101-108	23-13	1	+2	19,033*	Anthony 39 Deng 33	Chandler 18 Noah 8
37	Jan. 13	vs. NOH	W1	100-87	24-13	1	+2	19,033*	Anthony 27 Gordon 22	Chandler 14 Aminu 11
38	Jan. 17	at DET (London)	W2	102-87	25-13	1	+2½	18,689*	Anthony 26 Bynum 22	Chandler 14 Drummond/Monroe 10
39	Jan. 21	vs. BRO	L1	85-88	25-14	1	+1	19,033*	Anthony 29 Johnson 25	Chandler 11 Humphries 13
40	Jan. 24	at BOS	W1	89-86	26-14	1	+1	18,624*	Anthony 28 Rondo 23	Anthony/Stoudemire 9 Garnett 12
41	Jan. 26	at PHI	L1	80-97	26-15	1	+1½	20,540*	Anthony 25 Holiday 35	Chandler 10 Turner 6

2012-13 KNICKERBOCKERS

DAY-BY-DAY RECORD

No.	Date	Opponent	W/L	Score	Record	Pos	GB	Attendance	High Scorers	High Rebounders
42	Jan. 27	vs. ATL	W1	106-104	27-15	1	+2	19,033*	Anthony 42 Teague 27	Stoudemire 8 Korver 7
43	Jan. 30	vs. ORL	W2	113-97	28-15	1	+2½	19,033*	Chandler 21 Redick 29	Anthony-Chandler 7 Vucevic 11
44	Feb. 1	vs. MIL	W3	96-86	29-15	1	+2½	19,033*	Anthony 25 Ilyasova 19	Chandler 20 Sanders 10
45	Feb. 2	vs. SAC	W4	120-81	30-15	1	+3	19,033*	Smith 25 Cousins 25	Chandler 20 Cousins 9
46	Feb. 4	vs. DET	W5	99-85	31-15	1	+3½	19,033*	Anthony 27 Calderon 15	Chandler 20 Monroe 10
47	Feb. 6	at WAS	L1	96-106	31-16	1	+3	18,263	Anthony 31 Wall 21	Chandler 13 Nene 10
48	Feb. 8	at MIN	W1	100-94	32-16	1	+4	16,542	Anthony 36 Ridnour 20	Anthony 9 Pekovic 11
49	Feb. 10	vs. LAC	L1	88-102	32-17	1	+4	19,033*	Anthony 42 Crawford 27	Chandler 11 Griffin 12
50	Feb. 13	vs. TOR	L2	88-92	32-18	1	+2½	19,033*	Smith 26 Anderson 26	Anthony 12 Fields 10
51	Feb. 20	at IND	L3	91-125	32-19	1	+1	16,123	Chandler 19 George 27	Chandler 11 West 9
52	Feb. 22	at TOR	L4	98-100	32-20	1	+1	19,800*	Anthony 32 Gay 32	Chandler/Kidd 7 Valanciunas 10
53	Feb. 24	vs. PHI	W1	99-93	33-20	1	+2	19,033*	Anthony 29 Holiday 30	Chandler 12 Young 10
54	Feb. 27	vs. GSW	W2	109-105	34-20	1	+2	19,033*	Anthony 35 Curry 54	Chandler 28 Curry/Ezeli 6
55	Mar. 1	at WAS	W3	96-88	35-20	1	+3	20,308*	Anthony 30 Beal 29	Smith 12 Beal 11
56	Mar. 3	vs. MIA	L1	93-99	35-21	1	+3	19,033*	Anthony 32 James 29	Smith 12 James 11
57	Mar. 4	at CLE	W1	102-97	36-21	1	+3½	19,784	Stoudemire 22 Speights 23	Chandler 9 Speights/Thompson 8
58	Mar. 6	at DET	W2	87-77	37-21	1	+3½	16,181	Felton 26 Knight 17	Chandler 11 Maxiell 9
59	Mar. 7	vs. OCT	L1	94-95	37-22	1	+3	19,033*	Smith 36 Durant 34	Chandler/Kidd 10 Ibaka 9
60	Mar. 9	vs. UTA	W1	113-84	38-22	1	+2½	19,033*	Smith 24 Burks 14	Chandler 9 Kanter/Williams 7
61	Mar. 11	at GSW	L1	63-92	38-23	1	+2½	19,596*	Copeland 15 Curry 26	Anthony 10 Bogut 11
62	Mar. 13	at DEN	L2	94-117	38-24	1	+1½	19,155*	Shumpert 20 Chandler 24	Copeland 6 Faried/Koufos 10
63	Mar. 14	at POR	L3	90-105	38-25	1	+1	20,636*	Smith 33 Lillard 26	Camby 10 Hickson 16
64	Mar. 17	at LAC	L4	80-93	38-26	1	+1	19,412*	Smith 17 Paul 20	Martin 9 Griffin 12
65	Mar. 18	at UTA	W1	90-83	39-26	1	+1	18,494	Smith 20 Hayward 17	Martin 9 Favors 13
66	Mar. 20	vs. ORL	W2	106-94	40-26	1	+1	19,033*	Smith 22 Harris/Nicholson 14	Anthony 8 O'Quinn 14
67	Mar. 22	at TOR#	W3	99-94	41-26	1	+1½	19,800*	Anthony 37 Anderson 35	Martin 11 Valanciunas 7
68	Mar. 23	vs. TOR	W4	110-84	42-26	1	+2½	19,033*	Anthony 28 DeRozan 17	Anthony 8 Valanciunas 8
69	Mar. 26	at BOS	W5	100-85	43-26	1	+2½	18,624*	Smith 32 Green 19	Anthony 8 Green 10
70	Mar. 27	vs. MEM	W6	108-101	44-26	1	+2½	19,033*	Smith 35 Conley 26	Anthony/Smith 7 Allen 10
71	Mar. 29	vs. CHB	W7	111-102	45-26	1	+3½	19,033*	Smith 37 Henderson 35	Anthony 11 Biyombo 9
72	Mar. 31	vs. BOS	W8	108-89	46-26	1	+4½	19,033*	Anthony 24 Green 27	Smith 12 Pierce 15
73	Apr. 2	at MIA	W9	102-90	47-26	1	+5	20,300*	Anthony 50 Bosh 23	Martin/Smith 6 Battier/Miller 8
74	Apr. 3	at ATL	W10	95-82	48-26	1	+5	17,404	Anthony 40 Korver 25	Martin 9 Smith 8
75	Apr. 5	vs. MIL	W11	101-83	49-26	1	+6	19,033*	Anthony 41 Jennings 25	Anthony 14 Sanders 12
76	Apr. 7	at OCT	W12	125-120	50-26	1	+6	18,203*	Anthony 36 Westbrook 37	Anthony 12 Westbrook 11
77	Apr. 9	vs. WAS%	W13	120-99	51-26	1	+6	19,033*	Anthony 36 Wall 33	Copeland 9 Okafor 8
78	Apr. 11	at CHI	L1	111-118 (OT)	51-27	1	+5	22,464*	Anthony 36 Robinson 35	Anthony 19 Boozer 15
79	Apr. 12	at CLE	W1	101-91	52-27	1	+5	19,430	Anthony/Smith 31 Irving 31	Anthony 14 Thompson 11
80	Apr. 14	vs. IND	W2	90-80	53-27	1	+6	19,033*	Anthony 25 Stephenson 22	Smith 8 Hibbert 10
81	Apr. 15	at CHB	L1	95-106	53-28	1	+5	15,238	Copeland 32 Henderson 27	Three with 7 Biyombo 11
82	Apr. 17	vs. ATL	W1	98-92	54-28	1	+5	19,033*	Copeland 33 Scott 23	Barron 18 Scott 14

+ Postponed from Nov. 1, aftermath of Hurricane Sandy.
 # Knicks clinch NBA Playoff berth (game No. 67)
 % Knicks clinch Atlantic Division Championship (game No. 77)
 * sellout

INDIVIDUAL HIGH GAMES

Player	Minutes	Field		Free		Rebounds			Assists	Steals	Turnovers	Blocked		Points
		Goals	Throws	Offensive	Defensive	Total	Shots	Shots						
Carmelo Anthony	50 Nov. 26 at BRO	18 Apr. 2 at MIA	16 Feb. 24 vs. PHI	9 Apr. 7 at OCT	13 Apr. 11 at CHI	19 Apr. 11 at CHI	8 Feb. 27 vs. GSW	3 (3) Mar. 26 at BOS	7 (4) Mar. 22 at TOR	2 (5) Mar. 22 at TOR	50T Apr. 2 at MIA			
Earl Barron	37 Apr. 17 vs. ATL	5 Apr. 17 vs. ATL	1 (3) Apr. 17 vs. ATL	6 (2) Apr. 17 vs. ATL	12C Apr. 17 vs. ATL	18T Apr. 17 vs. ATL	2 Apr. 17 vs. ATL	2 Apr. 17 vs. ATL	4 Apr. 17 vs. ATL	4C Apr. 17 vs. ATL	11 Apr. 17 vs. ATL			
Marcus Camby	22 Mar. 17 at LAC	4 Mar. 14 at POR	2 (3) Mar. 6 at DET	4 Dec. 26 at PHO	7 Mar. 14 at POR	10 Mar. 14 at POR	10 Jan. 5 at ORL	2 (2) Mar. 18 at UTA	2 (2) Jan. 5 at ORL	2 (2) Dec. 28 at SAC	8 Mar. 14 at POR			
Tyson Chandler	45 Nov. 26 at BRO	12C Nov. 26 at BRO	11 Feb. 20 at IND	10 Feb. 27 vs. GSW	18C Feb. 27 vs. GSW	28C Feb. 27 vs. GSW	5 Jan. 30 vs. ORL	3 Dec. 23 vs. MIN	4 Mar. 7 vs. OCT	5 Feb. 22 at TOR	28C Nov. 26 at BRO			
Chris Copeland	47C Apr. 15 at CHB	14C Apr. 17 vs. ATL	7C Mar. 31 vs. BOS	3C(3) Apr. 17 vs. WAS	7C Apr. 9 vs. WAS	9C Apr. 9 vs. WAS	3C Apr. 7 at OCT	2C(2) Apr. 12 at CLE	4C Mar. 11 at DEN	2C(3) Apr. 17 vs. ATL	32C Apr. 15 at CHB			
Raymond Felton	49 Apr. 11 at CHI	10 (4) Mar. 6 at DET	10 Feb. 13 vs. TOR	3 (2) Apr. 7 at TOR	6 Feb. 22 at TOR	6 (4) Mar. 6 at DET	11 Nov. 21 at DAL	4 (3) Feb. 27 vs. GSW	7 (2) Mar. 6 at DET	2T(3) Mar. 13 at DEN	27 (2) Dec. 8 at CHI			
Jason Kidd	39 Dec. 13 vs. LAL	8 Dec. 26 at PHO	6 Dec. 9 vs. DEN	3 (3) Mar. 4 at CLE	9 (2) Mar. 7 at CLE	10 Mar. 7 vs. OCT	8 (3) Jan. 13 vs. NOH	6 Jan. 21 at IND	5 (2) Jan. 10 at CHB	3 (2) Dec. 5 at PHO	23 Dec. 26 at PHO			
Kenyon Martin	36 (2) Mar. 29 vs. CHB	9 Mar. 22 at TOR	4 Mar. 23 vs. TOR	5 Mar. 22 at TOR	6 (2) Mar. 22 at TOR	11 Mar. 22 at TOR	3 Mar. 17 at LAC	2 (3) Mar. 22 at TOR	3 Apr. 9 vs. WAS	4 Mar. 13 at DEN	19 Mar. 22 at TOR			
Steve Novak	41C (2) Apr. 17 vs. ATL	7 (3) Mar. 9 vs. UTA	4 (2) Mar. 18 at UTA	1 (17) Mar. 29 vs. CHB	7C Apr. 15 at CHB	15 Apr. 15 at CHB	4T Dec. 13 vs. LA-L	2T(4) Feb. 20 at IND	2T Nov. 4 vs. PHI	2T Nov. 25 vs. DET	20 Mar. 9 vs. UTA			
Pablo Prigioni	42C Apr. 15 at CHB	5C(2) Jan. 11 vs. CHI	4C(2) Mar. 9 vs. UTA	3C(2) Mar. 14 at POR	5C(2) Mar. 23 vs. TOR	6C(2) Mar. 23 vs. TOR	9C(2) Jan. 3 vs. S.A.	4C Mar. 14 at POR	5C Jan. 11 vs. CHI	1C(2) Apr. 12 at CLE	14C Dec. 17 vs. HOU			
Quentin Richardson	29 Apr. 17 vs. ATL	1 Apr. 17 vs. ATL	2 Apr. 17 vs. ATL	5 Apr. 17 vs. ATL	5 Apr. 17 vs. ATL	10 Apr. 17 vs. ATL	1 Apr. 17 vs. ATL	0 Apr. 17 vs. ATL	2 Apr. 17 vs. ATL	0 Apr. 17 vs. ATL	5 Apr. 17 vs. ATL			
Iman Shumpert	42 Apr. 15 at CHB	8 Mar. 13 at DEN	8C Mar. 9 vs. UTA	4C Jan. 26 at PHI	8T Apr. 12 at CLE	11C Apr. 12 at CLE	8T Apr. 17 vs. ATL	6C Feb. 27 vs. GSW	3 (3) Apr. 17 vs. ATL	1T(7) Apr. 12 at DEN	20 Mar. 13 at DEN			
J.R. Smith	43T Dec. 28 at SAC	14 Mar. 7 vs. OCT	12C Mar. 27 vs. MEM	4 (3) Apr. 11 at CHI	11C(2) Mar. 3 vs. MIA	14C Apr. 11 at CHI	8 Mar. 13 at DEN	5T Dec. 26 at PHO	5 (2) Apr. 3 at Atl.	2 (2) Dec. 8 at CHI	37 Mar. 29 vs. CHB			
Amar'e Stoudemire	32 Mar. 4 at CLE	10 (2) Mar. 4 at CLE	11 Jan. 17 at DET	6 (2) Mar. 7 vs. OCT	5 (6) Feb. 22 at TOR	9 (2) Mar. 6 at DET	2 (2) Mar. 4 at CLE	2 (2) Feb. 24 vs. PHI	4 Mar. 4 at WAS	3 Feb. 6 at WAS	22 (3) Mar. 6 at DET			
Kurt Thomas	27 Mar. 18 at UTA	5 Feb. 2 vs. SAC	2 Dec. 15 vs. CLE	4 Dec. 15 vs. CLE	6 Mar. 14 at POR	7 (2) Mar. 14 at POR	3 Mar. 14 at POR	2 (2) Jan. 11 vs. CHI	2 (2) Mar. 18 at UTA	3 Mar. 18 at UTA	11 Feb. 2 vs. SAC			
Rasheed Wallace	24 Nov. 16 at MEM	6 Nov. 16 at MEM	4 Dec. 6 at MIA	3 Dec. 6 at MIA	7 (2) Nov. 21 at DAL	8 Nov. 26 at BRO	1 (6) Dec. 11 at BRO	2 (2) Dec. 8 at CHI	2 Dec. 8 at CHI	3 Nov. 16 at MEM	15 Nov. 25 vs. DET			
James White	44C Apr. 17 vs. ATL	8T Apr. 17 vs. ATL	4T Apr. 15 at CHB	1T(5) Apr. 9 vs. WAS	7C Apr. 15 at CHB	7C Apr. 15 at CHB	6C Apr. 15 at CHB	3C (2) Apr. 17 vs. ATL	2 (5) Apr. 17 vs. ATL	1T(4) Apr. 15 at CHB	20C Apr. 17 vs. ATL			
Knickerbockers High Games	265 (2) Apr. 11 at CHI	47 (2) Feb. 2 vs. SAC	28 (2) Feb. 20 at IND	20 Feb. 13 vs. TOR	40 Apr. 11 at CHI	52 (3) Apr. 11 at CHI	34 Feb. 2 vs. SAC	14 Mar. 23 vs. TOR	21 Mar. 6 at DET	9 (2) Mar. 13 at DEN	125 Apr. 7 at OCT			
Knickerbockers Low Games	20 Apr. 17 vs. ATL	5 Mar. 11 at GSW	3 (2) Jan. 30 vs. ORL	18 Apr. 15 at CHB	24 Apr. 2 at MIA	24 Apr. 2 at MIA	10 Mar. 7 vs. OCT	2 (2) Apr. 11 at CHI	5 Jan. 21 vs. BRO	0 (2) Apr. 3 at Atl.	63 Mar. 11 at GSW			
Opponents High Games	265 (2) Apr. 11 at CHI	46 Nov. 23 at HOU	30 (2) Apr. 11 at CHI	19 (2) Mar. 18 at UTA	46 Mar. 11 at GSW	59 Mar. 11 at GSW	35 Apr. 15 at CHB	13 Dec. 17 vs. HOU	26 Apr. 14 vs. IND	11 Apr. 7 at OCT	131 Nov. 23 at HOU			
Opponents Low Games	240 (80) Apr. 17 vs. ATL	28 (3) Apr. 14 vs. IND	6 (3) Mar. 6 at DET	4 (2) Apr. 15 at CHB	23 (4) Jan. 30 vs. ORL	30 (2) Feb. 2 vs. SAC	11 Nov. 30 vs. WAS	2 (2) Dec. 5 at CHB	9 Apr. 11 at CHI	0 (5) Mar. 20 vs. ORL	76 Nov. 18 vs. IND			

"C" indicates a new career-high, "T" a tied career-high. Numbers in parentheses indicate the number of games in which a player or team has reached a given total (if more than one).

INDIVIDUAL HIGHS KNICKS

		New York Knicks	
Total Points	50	Carmelo Anthony	at Miami
Minutes	50	Carmelo Anthony	at Brooklyn*
Field Goals Made	18	Carmelo Anthony	at Miami
Field Goals Attempted	34	Carmelo Anthony	at Chicago*
3-Point Field Goals Made	9	Carmelo Anthony	vs. Atlanta
3-Point Field Goals Attempted	14		Done 2 times
Free Throws Made	16	Carmelo Anthony	vs. Philadelphia
Free Throws Attempted	18	Carmelo Anthony	vs. Philadelphia
Offensive Rebounds	10	Tyson Chandler	vs. Golden State
Defensive Rebounds	18	Tyson Chandler	vs. Golden State
Total Rebounds	28	Tyson Chandler	vs. Golden State
Assists	11	Raymond Felton	at Dallas
Steals	6		Done 2 times
Turnovers	7		Done 6 times
Blocked Shots	5	Tyson Chandler	at Toronto

INDIVIDUAL HIGHS OPPONENTS

		Opponents	
Total Points	54	Stephen Curry	vs. Golden State
Minutes	50	Jimmy Butler	at Chicago*
Field Goals Made	18	Stephen Curry	vs. Golden State
Field Goals Attempted	28	Stephen Curry	vs. Golden State
3-Point Field Goals Made	11	Stephen Curry	vs. Golden State
3-Point Field Goals Attempted	13	Stephen Curry	vs. Golden State
Free Throws Made	16	James Harden	at Houston
Free Throws Attempted	17	Gerald Henderson	vs. Charlotte
Offensive Rebounds	8	Zach Randolph	at Memphis
Defensive Rebounds	16	Reggie Evans	at Brooklyn
Total Rebounds	18		Done 2 times
Assists	16	Jose Calderon	at Detroit
Steals	6	Paul George	at Indiana
Turnovers	9	Joakim Noah	at Chicago
Blocked Shots	5		Done 3 times

TEAM HIGHS & LOWS

RECORD WHEN...

KNICKS

	Highs	Low
Total Points	125 at Oklahoma City Apr. 7	63 at Golden State Mar. 11
Field Goals Made	47 at Houston Done 2 times	20 at Golden State Mar. 11
Field Goals Attempted	104 at Chicago* Apr. 11	69 at Utah Mar. 18
Field Goal Percentage	.573 vs. Orlando Jan. 30	.274 at Golden State Mar. 11
3-Pt. Field Goals Made	20 vs. Washington Apr. 9	4 Done 2 times
3-Pt. Field Goals Attempted	44 at Miami Dec. 6	19 Done 3 times
Free Throws Made	28 Done 2 times	5 vs. Orlando Jan. 30
Free Throws Attempted	38 vs. Dallas Nov. 9	8 Done 2 times
Free Throw Percentage	1.000 Done 3 times	.538 vs. Sacramento Feb. 2
Offensive Rebounds	20 vs. Toronto Feb. 13	3 Done 2 times
Defense Rebounds	40 at Chicago* Apr. 11	18 at Miami Apr. 2
Total Rebounds	52 Done 3 times	24 at Miami Apr. 2
Assists	34 vs. Sacramento Feb. 2	10 vs. Oklahoma City Mar. 7
Steals	14 vs. Toronto Mar. 23	2 Done 2 times
Turnovers	21 at Detroit Mar. 6	5 vs. Brooklyn Jan. 21
Blocked Shots	9 Done 2 times	0 Done 2 times
First Quarter Points	41 vs. L.A. Lakers Dec. 13	14 at Indiana Jan. 10
Second Quarter Points	38 Done 2 times	11 vs. Houston Dec. 17
Third Quarter Points	42 vs. Milwaukee Apr. 5	14 at Portland Mar. 14
Fourth Quarter Points	45 vs. Chicago Dec. 21	9 at Golden State Mar. 11
First Half Points	69 Done 2 times	34 at Indiana Jan. 10
Second Half Points	67 vs. Chicago Dec. 21	28 at Golden State Mar. 11
Overtime Points	6 at Chicago* Apr. 11	5 at Brooklyn Nov. 26

Equal or rebound opponent	28-10
Outrebound and outshoot opponent	19-2
Bench outscores opponent bench	45-22
Shoot 50-percent or better	15-2
Shoot below 50-percent	39-26
Shoot equal or better than opponent	36-4
Outshot by opponent	18-24
Opponent shoots 50-percent or better	7-11
Opponent shoots below 50-percent	47-17

Grab 50 or more rebounds	4-4
Grab 40 or more rebounds	32-17
Grab less than 40 rebounds	22-11
Shoot more free throws than opponent	25-12
Shoot equal or fewer free throws	29-16
Commit more turnovers than opponent	8-10
Commit equal or fewer turnovers	46-18

Knick Score			
-90	90-99	100+	110+
3-9	12-12	39-7	13-2

Opponents Score			
-90	90-99	100+	110+
26-2	17-8	11-18	1-6

Knick Shoot			
-40%	40-49%	50-59%	60%+
2-8	37-18	15-2	0-0

Opponents Shoot			
-40%	40-49%	50-59%	60%+
7-1	40-16	6-11	0-0

Leading After		
1st	2nd	3rd
39-6	40-7	41-7

Trailing After		
1st	2nd	3rd
13-21	11-21	9-21

Tied After		
1st	2nd	3rd
2-1	3-0	3-0

Playing Back-To-Back Games			
1st	2nd	Win 2	Lost 2
11-8	12-7	6	2

TEAM HIGHS & LOWS

OPPONENTS

	Highs	Low
Total Points	131 at Houston Nov. 23	76 vs. Indiana Nov. 18
Field Goals Made	46 at Houston Nov. 23	28 Done 3 times
Field Goals Attempted	91 at Brooklyn* Nov. 26	60 at Miami Apr. 2
Field Goal Percentage	.600 vs. Atlanta Jan. 27	.337 at Philadelphia Nov. 5
3-Pt. Field Goals Made	15 Done 2 times	1 at Minnesota Feb. 8
3-Pt. Field Goals Attempted	37 vs. L.A. Lakers Dec. 13	11 vs. Chicago Jan. 11
Free Throws Made	30 Done 2 times	6 Done 3 times
Free Throws Attempted	39 at Indiana Feb. 20	9 vs. Brooklyn Dec. 19
Free Throw Percentage	1.000 at Chicago Dec. 8	.474 at Atlanta Apr. 3
Offensive Rebounds	19 Done 2 times	4 Done 2 times
Defense Rebounds	46 at Golden State Mar. 11	23 Done 4 times
Total Rebounds	59 at Golden State Mar. 11	30 Done 2 times
Assists	35 at Charlotte Apr. 15	11 vs. Washington Nov. 30
Steals	13 vs. Houston Dec. 17	2 Done 2 times
Turnovers	26 vs. Indiana Apr. 14	9 at Chicago* Apr. 11
Blocked Shots	11 at Oklahoma City Apr. 7	0 Done 5 times
First Quarter Points	39 at Charlotte Apr. 15	13 vs. Detroit Feb. 4
Second Quarter Points	44 at Indiana Feb. 20	11 vs. Sacramento Feb. 2
Third Quarter Points	39 at Charlotte Apr. 15	13 at Cleveland Mar. 4
Fourth Quarter Points	36 at Washington Feb. 6	11 at Washington Mar. 1
First Half Points	74 at Indiana Feb. 20	30 vs. Indiana Nov. 18
Second Half Points	65 at Dallas Nov. 21	32 Done 2 times
Overtime Points	13 at Chicago* Apr. 11	12 at Brooklyn* Nov. 26

Offense			
+100 points:	46 games (39-7)	Home: 27 games (24-3)	Road: 19 games (15-4)
<100 points:	36 games (15-21)	Home: 14 games (7-7)	Road: 22 games (8-14)

Defense			
+100 points:	29 games (11-18)	Home: 14 games (8-6)	Road: 15 games (3-12)
<100 points:	53 games (43-10)	Home: 27 games (23-4)	Road: 26 games (20-6)

Score by Quarters	1st	2nd	1st Half	3rd	4th	2nd Half	OT	Total
New York Knicks	2,083	2,097	4,180	2,001	2,004	4,005	11	8,198
	25.4	25.6	51.0	24.4	24.4	48.8	5.5	100.0
Opponents:	1,983	2,014	3,997	1,996	1,831	3,827	25	7,849
	24.2	24.6	48.7	24.3	22.3	46.7	12.5	95.7

Games Missed Due To Injury or Illness - 254 total

Carmelo Anthony 12 (lacerated left third finger – 2, sprained left ankle – 2, hyperextended left knee – 2, stiff/sore right knee – 6); Ronnie Brewer 0; Marcus Camby 38 (sore left foot – 12, strained left plantar fascia – 20, left plantar fasciitis – 6); Tyson Chandler 16 (contused left knee – 1; strained neck muscle – 2; bulging disc – 13); Chris Copeland 0; Raymond Felton 12 (fractured right fifth finger - 12); Solomon Jones 0; Jason Kidd 5 (lower back spasms – 4, sore lower back – 1); Kenyon Martin 7 (sore left knee – 3, sprained left ankle – 4); Steve Novak 1 (flu-like symptoms – 1); Pablo Prigioni 0; Quentin Richardson 0; Iman Shumpert 37 (torn left ACL & meniscus - 37); J.R. Smith 0; Amar'e Stoudemire 53 (left knee debridement – 30, right knee debridement – 23); Kurt Thomas 13 (right foot acute stress reaction – 13); Rasheed Wallace 60 (sore left foot – 33, fractured left fifth metatarsal - 27); James White 0.

Note: * - represents the number of overtime periods

INDIVIDUAL MISCELLANEOUS STATS

HOME ATTENDANCE

	Leadership			Points		Reb 10+	Ast 10+	Double-Doubles		Trip-Dub	
	Pts	Reb	Ast	20+	30+			Pt/Ast	Pt/Reb	20/10	Pt/Reb/As
Carmelo Anthony	54	20	6	63	31	11	0	0	10	8	0
Earl Barron	0	1	0	1	0	1	0	0	1	0	0
Ronnie Brewer	0	1	0	4	0	1	0	0	1	0	0
Marcus Camby	0	1	0	0	0	1	0	0	0	0	0
Tyson Chandler	2	44	0	34	5	35	0	0	20	4	0
Chris Copeland	4	3	0	19	6	1	0	0	0	0	0
Raymond Felton	5	0	39	52	10	0	4	3	0	0	0
Solomon Jones	0	0	0	0	0	0	0	0	0	0	0
Jason Kidd	0	3	22	16	1	0	1	0	0	0	0
Kenyon Martin	0	5	0	5	0	1	0	0	1	0	0
Steve Novak	0	1	0	19	1	0	0	0	0	0	0
Pablo Prigioni	0	0	18	5	0	0	0	0	0	0	0
Quentin Richardson	0	0	0	0	0	1	0	0	0	0	0
Iman Shumpert	1	0	2	8	1	0	0	0	0	0	0
J.R. Smith	16	11	10	70	29	7	8	0	8	4	0
Amar'e Stoudemire	1	1	0	24	6	0	0	0	0	0	0
Kurt Thomas	0	0	0	1	0	0	0	0	0	0	0
Rasheed Wallace	0	0	0	6	0	0	0	0	0	0	0
James White	0	1	0	3	0	0	0	0	0	0	0

Starting Lineups

Point Guard	Shooting Guard	Small Forward	Power Forward	Center	G	W	L	Pct.
Felton	Prigioni	Shumpert	Anthony	Martin	8	8	0	1.000
Felton	Prigioni	Shumpert	Anthony	Chandler	4	4	0	1.000
Kidd	White	Copeland	Anthony	Chandler	1	1	0	1.000
Kidd	Shumpert	White	Anthony	Chandler	1	1	0	1.000
Felton	Prigioni	Shumpert	Copeland	Martin	1	1	0	1.000
Felton	Prigioni	Shumpert	Anthony	Jones	1	1	0	1.000
Prigioni	Shumpert	White	Copeland	Barron	1	1	0	1.000
Felton	Brewer	Anthony	Thomas	Chandler	5	4	1	.800
Felton	Kidd	Brewer	Anthony	Chandler	18	14	4	.778
Kidd	Brewer	Anthony	Camby	Chandler	3	2	1	.667
Felton	Shumpert	White	Thomas	Chandler	3	2	1	.667
Felton	Kidd	Shumpert	Anthony	Chandler	13	7	6	.538
Felton	Shumpert	White	Anthony	Chandler	6	3	3	.500
Kidd	Shumpert	Copeland	Anthony	Chandler	2	1	1	.500
Felton	Kidd	Brewer	Thomas	Chandler	2	1	1	.500
Felton	Kidd	Brewer	Copeland	Chandler	2	1	1	.500
Kidd	White	Brewer	Thomas	Chandler	2	1	1	.500
Felton	Prigioni	Shumpert	Anthony	Copeland	2	1	1	.500
Felton	Shumpert	Copeland	Martin	Thomas	2	0	2	.000
Kidd	Brewer	Anthony	Thomas	Chandler	1	0	1	.000
Felton	Kidd	Anthony	Thomas	Chandler	1	0	1	.000
Kidd	Brewer	Copeland	Camby	Chandler	1	0	1	.000
Kidd	White	Anthony	Thomas	Chandler	1	0	1	.000
Prigioni	Shumpert	White	Novak	Copeland	1	0	1	.000
Totals:		Different Lineups: 24			82	54	28	.659

No.	Date	Day	Time	Opponent	Attendance	Season	Average	Sellouts
1	Nov. 2	Friday	Night	Miami	19,033	19,033	19,033	1
2	Nov. 4	Sunday	Day	Philadelphia	19,033	38,066	19,033	2
3	Nov. 9	Friday	Night	Dallas	19,033	57,099	19,033	3
4	Nov. 18	Sunday	Day	Indiana	19,033	76,132	19,033	4
5	Nov. 25	Sunday	Day	Detroit	19,033	95,165	19,033	5
6	Nov. 30	Friday	Night	Washington	19,033	114,198	19,033	6
7	Dec. 2	Sunday	Day	Phoenix	19,033	133,231	19,033	7
8	Dec. 9	Sunday	Night	Denver	19,033	152,264	19,033	8
9	Dec. 13	Thursday	Night	L.A. Lakers	19,033	171,297	19,033	9
10	Dec. 15	Saturday	Night	Cleveland	19,033	190,330	19,033	10
11	Dec. 17	Monday	Night	Houston	19,033	209,363	19,033	11
12	Dec. 19	Wednesday	Night	Brooklyn	19,033	228,396	19,033	12
13	Dec. 21	Friday	Night	Chicago	19,033	247,429	19,033	13
14	Dec. 23	Sunday	Day	Minnesota	19,033	266,462	19,033	14
15	Jan. 1	Tuesday	Night	Portland	19,033	285,495	19,033	15
16	Jan. 3	Thursday	Night	San Antonio	19,033	304,528	19,033	16
17	Jan. 7	Monday	Night	Boston	19,033	323,561	19,033	17
18	Jan. 11	Friday	Night	Chicago	19,033	342,594	19,033	18
19	Jan. 13	Sunday	Day	New Orleans	19,033	361,627	19,033	19
20	Jan. 21	Monday	Day	Brooklyn	19,033	380,660	19,033	20
21	Jan. 27	Sunday	Night	Atlanta	19,033	399,693	19,033	21
22	Jan. 30	Wednesday	Night	Orlando	19,033	418,726	19,033	22
23	Feb. 1	Friday	Night	Milwaukee	19,033	437,759	19,033	23
24	Feb. 2	Saturday	Night	Sacramento	19,033	456,792	19,033	24
25	Feb. 4	Monday	Night	Detroit	19,033	475,825	19,033	25
26	Feb. 10	Sunday	Day	L.A. Clippers	19,033	494,858	19,033	26
27	Feb. 13	Wednesday	Night	Toronto	19,033	513,891	19,033	27
28	Feb. 24	Sunday	Night	Philadelphia	19,033	532,924	19,033	28
29	Feb. 27	Wednesday	Night	Golden State	19,033	551,957	19,033	29
30	Mar. 3	Sunday	Day	Miami	19,033	570,990	19,033	30
31	Mar. 7	Thursday	Night	Oklahoma City	19,033	590,023	19,033	31
32	Mar. 9	Saturday	Night	Utah	19,033	609,056	19,033	32
33	Mar. 20	Wednesday	Night	Orlando	19,033	628,089	19,033	33
34	Mar. 23	Saturday	Night	Toronto	19,033	647,122	19,033	34
35	Mar. 27	Wednesday	Night	Memphis	19,033	666,155	19,033	35
36	Mar. 29	Friday	Night	Charlotte	19,033	685,188	19,033	36
37	Mar. 31	Sunday	Night	Boston	19,033	704,221	19,033	37
38	Apr. 5	Friday	Night	Milwaukee	19,033	723,254	19,033	38
39	Apr. 9	Tuesday	Night	Washington	19,033	742,287	19,033	39
40	Apr. 14	Sunday	Day	Indiana	19,033	761,320	19,033	40
41	Apr. 17	Wednesday	Night	Atlanta	19,033	780,353	19,033	41

Bold indicates sellout

Attendance Notes

- Knicks ranked seventh in the NBA in total and average home attendance (41 dates, 780,353 total, 19,033 average, 41 sellouts) for the 2012-13 regular season...Knicks averaged better than 19,000-plus in home attendance for the 19th time in the last 21 seasons...In the wake of the Garden Transformation, the Knicks' capacity figure was revised from its familiar 19,763 (which it had been since 1991-92) to its current 19,033.
- Knicks sold out each of their regular season home games for the second straight year, and ended the 2012-13 season with a streak of 115 consecutive home sellouts (preseason + regular season + Playoffs)...Last non-sellout at the Garden (preseason, regular season or Playoffs) was on Dec. 12, 2010 vs. Denver (19,387)...Knicks recorded 433 consecutive home sellouts in the legendary Sellout Streak (sixth-longest in NBA history) which spanned from Feb. 4 1993-Nov. 2, 2002.

TEAM & INDIVIDUAL SUPERLATIVES

TEAM & INDIVIDUAL SUPERLATIVES

Winning Streak: 13 games (Mar. 18-Apr. 9; longest since 15 games in 1993-94)

Losing Streak: four games, twice (Feb. 10-22; Mar. 11-17)

Winning Margin: 39 points (Feb. 2 vs. Sacramento; 120-81)

Losing Margin: 34 points (Feb. 20 at Indiana; 91-125)

50+ Point Games (1): Anthony at Miami, Apr. 2 (50; third career 50+ game)

40+ Point Games (8): Anthony vs. Milwaukee, Apr. 5 (41)

Anthony vs. Miami, Apr. 2 (50)

Anthony vs. Atlanta, Jan. 27 (42)

Anthony vs. Portland, Jan. 1 (45)

20+ Rebound Games (4): Chandler vs. Golden State, Feb. 27 (28)
Chandler vs. Sacramento, Feb. 2 (20)

Anthony at Atlanta, Apr. 3 (40)

Anthony vs. Clippers, Feb. 10 (42)

Anthony at Orlando, Jan. 5 (40)

Anthony at Brooklyn, Dec. 11 (45)

Chandler vs. Detroit, Feb. 4 (20)

Chandler vs. Milwaukee, Feb. 1 (20)

Four-Point Plays (3PT FGM+FTM):

Knicks (2): Smith at Clippers, Mar. 17 (:23.8 left, third quarter, fouled by Barnes, fifth of career)

Novak at Cleveland, Mar. 4 (:44.3 left, first quarter, fouled by Gee; third of career)

Opponents (5): Anderson at Toronto, Mar. 22 (1:54 left, third quarter, fouled by Smith)

Ariza at Washington, Feb. 6 (11:40 left, fourth quarter, fouled by Anthony)

N. Young at Philadelphia, Jan. 26 (1:20 left, first quarter, fouled by Smith)

Affalo at Orlando, Jan. 5 (6:23 left, third quarter, fouled by Anthony)

Wright at Philadelphia, Nov. 5 (6:02 left, second quarter, fouled by Novak)

Game-Winning, Game-Ending Buzzer-Beaters:

Knicks: Smith at PHO; Dec. 26; W, 99-97

Opponents: Ja. Johnson at SAC, Dec. 28, 3PT FG; L, 105-106

Longest Shots (30+ feet):

Knicks: 59 feet (Kidd vs. MIL, Apr. 5, end of 3rd qtr)

49 feet (Felton vs. BOS, Mar. 31, end of 2nd qtr)

32 feet (Smith vs. WAS, Apr. 9, 5:33 left, 4th qtr)

30 feet (Novak at LAC, Mar. 17, 7:14 left, 2nd qtr)

30 feet (Smith at PHI, Nov. 5, 4:00 left, 4th qtr)

Opponents: 43 feet (Belinelli at CHI, Dec. 8, end of first qtr)

31 feet (O. Johnson at IND, Feb. 20, 10:36 left, 2nd qtr)

30 feet (Butler at LAC, Mar. 17, :24.9 left, 4th qtr)

Most Points, Individual Quarter:

22 (Anthony vs. Lakers, Dec. 13, first quarter)

21 (Anthony vs. Washington, Apr. 9, third quarter)

Individual 20+ scoring quarters (2): Anthony 2

Most Points, Individual Half:

29 (Anthony vs. Milwaukee, Apr. 5, second half)

29 (Anthony vs. Chicago, Jan. 11; second half)

29 (Copeland vs. Houston, Dec. 17, second half)

Individual 20+ scoring halves (37): Anthony 30, Chandler 1, Copeland 1, Smith 5

Most FGM, Game, No Misses:

10 (Stoudemire vs. Sacramento, Feb. 2; one shy of club record)

Most Double Figure Scorers: seven:

Nov. 5 at PHI (Anthony 21, Smith 17, Felton 16, Chandler 14, Brewer 13, Prigioni 11, Wallace 10)

Most FTM, Game, No Misses:

11 (Chandler at Indiana, Feb. 20)

Most Assists, No Turnovers:

10 (Felton vs. Detroit, Nov. 25)

All Five Starters in Double-Figure Scoring: none (four times in 2011-12, Knicks 2-2)

Last: Apr. 22, 2012 at Atlanta; W, 113-112 (Anthony 39, Stoudemire 22, Fields 18, Davis 13, Shumpert 11)

Apr. 5 vs. Milwaukee (Anthony 41, Smith 30)

Mar. 29 vs. Charlotte (Smith 37, Anthony 32; first time since Mar. 30, 2011 vs. New Jersey; Anthony 39, Billups 33)

Individual 30+ scoring games (39): Anthony 31, Copeland 1, Smith 7

Most 20+ Scorers Off The Bench: two, four times

Mar. 9 vs. Utah (Smith 24, Novak 20)

Mar. 6 at Detroit (Stoudemire 22, Smith 20)

Feb. 2 vs. Sacramento (Smith 25, Stoudemire 21)

Dec. 28 at Sacramento (Smith 28, Copeland 23)

Most Bench Points, Individual:

37 (Smith vs. Charlotte, Mar. 29)

36 (Smith vs. Oklahoma City, Mar. 7)

35 (Smith vs. Memphis, Mar. 27)

33 (Smith at Portland, Mar. 14)

32 (Smith at Boston, Mar. 26)

31 (Smith at Cleveland, Apr. 12)

30 (Smith vs. Milwaukee, Apr. 5)

Most 30+ Scorers: two, three times

Apr. 12 at Cleveland (Anthony 31, Smith 31)

Most Double-Figure Rebounders: three

Apr. 5 vs. Milwaukee (Anthony 14, Chandler 10, Smith 10; first time since Jan. 21, 2012 vs. Denver, 20T; Stoudemire 11, Anthony 10, Chandler 10)

Two, eight (Last: Apr. 17 vs. Atlanta; Barron 18, Richardson 10)

Fewest Players Used: Seven, twice

Apr. 17 vs. Atlanta (W, 98-92), Apr. 15 at Charlotte (L, 95-106)

All 13 Eligible Players Used: three times:

Feb. 20 at Indiana (L, 91-125)

Feb. 2 vs. Sacramento (W, 120-81)

Jan. 26 at Philadelphia (L, 80-97)

Fewest Players Dressed: nine, twice

Apr. 15 at Charlotte (L, 95-106)

Apr. 11 at Chicago (L, 111-118, OT)

Quickest Disqualification: 9:40

Thomas at Indiana, Feb. 20

Games decided in final :10 of regulation or overtime: three (Knicks 2-1)

Dec. 28 at Sacramento (L, 105-106; Ja. Johnson 3PT FG at buzzer)

Dec. 26 at Phoenix (W, 99-97; Smith 21-foot jumper at buzzer)

Dec. 5 at Charlotte (W, 100-98; Smith 18-foot jumper at buzzer)

Wire-To-Wire Victories (never trailed): five

Mar. 20 vs. Orlando (W, 106-94)

Feb. 4 vs. Detroit (W, 99-85)

Dec. 13 vs. Lakers (W, 116-107)

Dec. 2 vs. Phoenix (W, 106-99)

Nov. 2 vs. Miami (W, 104-84)

Wire-To-Wire Losses (never led): five

Feb. 20 at Indiana (L, 91-125)

Jan. 26 at Philadelphia (L, 80-97)

Jan. 11 vs. Chicago (L, 101-108)

Jan. 1 vs. Portland (L, 100-105)

Dec. 21 vs. Chicago (L, 106-110)

Biggest Lead (20+ pts, 24 games):

50 pts (Feb. 2 vs. SAC. Led, 110-80 with 5:56 left in 4th qtr. W, 120-81)

32 pts (Mar. 9 vs. UTA. Led, 113-81 with :11.0 left in 4th qtr. W, 113-84)

31 pts (Apr. 9 vs. WAS. Led, 120-89 with 2:16 left in 4th qtr. W, 120-99)

30 pts (Mar. 29 vs. CHB. Led, 58-28 with 5:24 left in 2nd qtr. W, 111-102)

30 pts (Mar. 27 vs. MEM. Led, 71-41 with 11:13 left in 3rd qtr. W, 108-101)

27 pts (Mar. 23 vs. TOR. Led, 108-81 with 2:03 left in 4th qtr. W, 110-84)

26 pts (Feb. 4 vs. DET. Led, 57-31 with :45.3 left in 2nd qtr. W, 99-85)

26 pts (Dec. 13 vs. LAL. Led, 58-32 with 7:20 left in 2nd qtr. W, 116-107)

26 pts (Nov. 20 at NOH. Led, 97-71 with 4:26 left in 4th qtr. W, 102-80)

25 pts (Jan. 3 vs. SAS. Led, 97-72 with 3:33 left in 4th qtr. W, 100-83)

24 pts (Mar. 31 vs. BOS. Led, 99-75 with 5:33 left in 4th qtr. W, 108-89)

24 pts (Dec. 6 at MIA. Led, 112-88 with 3:04 left in 4th qtr. W, 112-92)

24 pts (Nov. 25 vs. DET. Led, 118-94 with 3:12 left in 4th qtr. W, 121-100)

24 pts (Nov. 5 at PHL. Led, 110-86 with :27.9 left in 4th qtr. W, 110-88)

23 pts (Nov. 2 vs. MIA. Led, 75-52 with 3:12 left in 3rd qtr. W, 104-84)

23 pts (Nov. 30 vs. WAS. Led, 86-63 with 1:44 left in 3rd qtr. W, 108-87)

22 pts (Nov. 28 at MIL. Led, 97-75 with 7:13 left in 4th qtr. W, 102-88)

21 pts (Apr. 12 at CLE. Led, 101-80 with 3:27 left in 4th qtr. W, 101-91)

20 pts (Apr. 14 vs. IND. Led, 41-21 with 7:03 left in 2nd qtr. W, 90-80)

20 pts (Mar. 20 vs. ORL. Led, 89-69 with 8:57 left in 4th qtr. W, 106-94)

20 pts (Feb. 24 vs. PHI. Led, 60-40 with 10:44 left in 3rd qtr. W, 99-93)

20 pts (Jan. 17 vs. DET at LON. Led, 102-82 with :50.2 left in 4th qtr. W, 102-87)

20 pts (Dec. 2 vs. PHO. Led, 74-54 with 7:32 left in 3rd qtr. W, 106-99)

20 pts (Nov. 18 vs. IND. Led, 86-66 with 2:35 left in 4th qtr. W, 88-76)

Double-Figure Deficits in Victory: 12 times

22 pts (Mar. 4 at CLE. Trained, 30-52 with 7:39 left in 2nd qtr. W, 102-97)

17 pts (Dec. 11 at BRO. Trained, 9-26 with 1:57 left in 1st qtr. W, 100-97)

12 pts (Feb. 2 vs. SAC. Trained, 6-18 with 4:57 left in 1st qtr. W, 120-81)

12 pts (Feb. 1 vs. MIL. Trained, 47-59 with 10:38 left in 3rd qtr. W, 96-86)

12 pts (Jan. 5 at ORL. Trained, 13-25 with 4:58 left in 1st qtr. W, 114-106)

12 pts (Nov. 15 at SAS. Trained, 77-89 with 7:14 left in 4th qtr. W, 104-100)

11 pts (Feb. 8 at MIN. Trained, 76-87 with 7:16 left in 4th qtr. W, 100-94)

11 pts (Dec. 23 vs. MIN. Trained, 52-63 with 8:37 left in 3rd qtr. W, 94-91)

10 pts (Apr. 5 vs. MIL. Trained, 34-44 with 1:05 left in 2nd qtr. W, 101-83)

10 pts (Mar. 6 at DET. Trained, 55-65 with 2:44 left in 3rd qtr. W, 87-77)

10 pts (Dec. 5 at CHB. Trained, 39-49 with 3:54 left in 2nd qtr. W, 100-98)

10 pts (Nov. 5 at PHL. Trained, 4-14 with 8:11 left in 1st qtr. W, 110-88)

Most Consecutive Points:

19-vs. Sacramento, Feb. 2 (over 4:34 span, second quarter)

Most Consecutive Points, Opponents:

17-at Denver, Mar. 13 (over 5:31 span, second quarter)

Double-Figure Leads in Loss: six times (six times in 2011-12)

17 pts (Apr. 11 at CHI. Led, 23-6 with 5:58 left in 1st qtr. L, 111-118, OT)

16 pts (Mar. 3 vs. MIA. Led, 59-43 with :36.1 left in 2nd qtr. L, 93-99)

13 pts (Mar. 14 at POR. Led, 41-28 with 7:54 left in 2nd qtr. L, 90-105)

11 pts (Feb. 13 vs. TOR. Led, 41-30 with 4:12 left in 2nd qtr. L, 88-92)

10 pts (Jan. 7 vs. BOS. Led, 18-8 with 5:14 left in 1st qtr. L, 96-102)

10 pts (Nov. 21 at DAL. Led, 53-43 with 2:22 left in 2nd qtr. L, 111-114)

Most Consecutive Points, Start of Game:

8-at Miami, Apr. 2

Most Consecutive Points, Opponents, Start of Game:

9-at Philadelphia, Nov. 5

Eastern Conference Player Of The Week:

Carmelo Anthony (period ending Apr. 14)

Carmelo Anthony (period ending Apr. 7)

J.R. Smith (period ending Mar. 31)

Carmelo Anthony (period ending Jan. 6)

Carmelo Anthony (period ending Dec. 2)

Ejections (7):

Camby vs. Memphis, Mar. 27 (two technical fouls, 8:12 left, third quarter, Bennie Adams)

Smith at Golden State, Mar. 11 (FF2, 6:51 left, third quarter, Joe Crawford)

Smith at Indiana, Feb. 20 (second technical foul, 2:51 left, third quarter, Ken Mauer)

Chandler vs. Chicago, Dec. 21 (technical foul, 4:39 left, fourth quarter, Zach Zarba)

Coach Woodson vs. Chicago, Dec. 21 (second technical foul, 5:22 left, fourth quarter, John Goble)

Anthony vs. Chicago, Dec. 21 (second technical foul, 6:45 left, fourth quarter, Zach Zarba)

Wallace vs. Phoenix, Dec. 2 (two technical fouls, 1:14 left, first quarter, John Goble)

Technical Fouls, Individual (58, plus four rescinded): Anthony 14 plus two rescinded, Camby 2, Chandler 10 plus one rescinded, Felton 3, Martin 1, Prigioni 1, Smith 13 plus one rescinded, Stoudemire 4, Wallace 4, coach Mike Woodson 6

Wearing "Alternate" uniforms: 1-2

Mar. 9 vs. Utah (W, 113-84) wore white "Nueva York" uniforms for NBA Noche Latina 2013)

Mar. 7 vs. Oklahoma City (L, 94-95; wore white "Nueva York" uniforms for NBA Noche Latina 2013)

Dec. 25 at Lakers (L, 94-100; wore orange "Big Color" uniforms for Christmas Day)

CHRONOLOGY OF TEAM CHANGES

Oct. 1, 2012 through Oct. 2, 2013

Training Camp Roster (19): 7-Carmelo Anthony; 0-Oscar Bellfield; 11-Ronnie Brewer; 23-Marcus Camby; 6-Tyson Chandler; 14-Chris Copeland; 2-Raymond Felton; 5-Jason Kidd; 16-Steve Novak; 9-Pablo Prigioni; 21-Iman Shumpert; 30-John Shurna; 25-Henry Sims; 3-Chris Smith; 8-J.R. Smith; 1-Amar'e Stoudemire; 20-Mychel Thompson; 40-Kurt Thomas; 36-Rasheed Wallace; 4-James White

Oct. 3	Rasheed Wallace, F	Signed as free agent
Oct. 16	Iman Shumpert, G	Exercised third-year option
Oct. 26	Chris Smith, G	Waived
Oct. 27	Oscar Bellfield, G John Shurna, F Henry Sims, C Mychel Thompson, F	Waived

Opening Night Roster (15): 7-Carmelo Anthony; 11-Ronnie Brewer; 23-Marcus Camby; 6-Tyson Chandler; 14-Chris Copeland; 2-Raymond Felton; 5-Jason Kidd; 16-Steve Novak; 9-Pablo Prigioni; 21-Iman Shumpert; 8-J.R. Smith; 1-Amar'e Stoudemire; 40-Kurt Thomas; 36-Rasheed Wallace; 4-James White

Dec. 18	Chris Copeland, F Amar'e Stoudemire, F James White, G/F	Assigned to Erie BayHawks
Dec. 19	Chris Copeland, F James White, G/F	Recalled from Erie BayHawks
Dec. 20	Chris Copeland, F James White, G/F	Assigned to Erie BayHawks
Dec. 21	Chris Copeland, F Amar'e Stoudemire, F James White, G/F	Recalled from Erie BayHawks
Jan. 9	Carmelo Anthony, F	Suspended for one game by NBA for confrontation on Jan. 7
Feb. 21	2014 second-round draft choice Cash considerations	Acquired from Oklahoma City Thunder in exchange for guard Ronnie Brewer
Feb. 23	Kenyon Martin, F	Signed to to 10-day contract
Mar. 5	Kenyon Martin, F	Signed to second consecutive 10-day contract
Mar. 15	Kenyon Martin, F	Signed for the remainder of season
Apr. 12	Kurt Thomas, F/C Solomon Jones, F/C	Waived Signed as free agent for the remainder of season
Apr. 15	Solomon Jones, C	Waived
Apr. 16	Quentin Richardson, G/F	Signed as free agent for remainder of season
Apr. 17	Rasheed Wallace, F/C Earl Barron, C	Announced retirement Signed as free agent for remainder of season

2013 Playoff Roster (15): 7-Carmelo Anthony (co-captain); 42-Earl Barron; 23-Marcus Camby; 6-Tyson Chandler; 14-Chris Copeland; 2-Raymond Felton; 5-Jason Kidd; 3-Kenyon Martin; 16-Steve Novak; 9-Pablo Prigioni; 55-Quentin Richardson; 21-Iman Shumpert; 8-J.R. Smith; 1-Amar'e Stoudemire (co-captain); 4-James White

CHRONOLOGY OF TEAM CHANGES

Jun. 3	Jason Kidd, G	Announced retirement
Jun. 8	Jason Kidd, G	Waived
Jun. 27	Tim Hardaway Jr., G	Drafted in the first round (24th overall) of the 2013 NBA Draft.
Jun. 30	James White, G/F	Waived
Jul. 1	Earl Barron, C Chris Copeland, F Pablo Prigioni, G Kenyon Martin, F J.R. Smith, G	Became free agents
Jul. 8	Tim Hardaway Jr., G C.J. Leslie, F	Signed to contracts
Jul. 10	Pablo Prigioni, G	Re-signed to contract
Jul. 10	Andrea Bargnani, F/C	Acquired from Toronto in exchange for Marcus Camby, C, Steve Novak, F, Quentin Richardson, G/F (via sign-and-trade), first-round draft selection in the 2016 NBA Draft and second-round selections in 2014 and 2017
Jul. 11	J.R. Smith, G	Re-signed to contract
Jul. 16	Metta World Peace, F	Signed to contract
Jul. 25	Kenyon Martin, F	Re-signed to contract
Aug. 6	Jeremy Tyler, F	Signed to contract
Aug. 8	Beno Udrih, G	Signed to contract
Sep. 11	Toure' Murry, G Chris Smith, G	Signed to contracts
Sep. 24	Cole Aldrich, C	Signed to contract
Sep. 26	Steve Mills Glen Grunwald	Named president and general manager Named basketball advisor
Sep. 27	Ike Diogu, F	Signed to contract
Sep. 30	Justin Brownlee, F Josh Powell, F	Signed to contracts
Oct. 2	Chris Douglas-Roberts, G Justin Brownlee, F	Signed to contract Waived



Jesse D. Garrabrant, NBAE/Getty Images

THE NBA

SINGLE GAME PASS
2012-13

Team Guest
New York Knicks

LR

November 13, 2012
vs. New York

VISITING TEAM
SINGLE GAME

THIS PASS IS NON-TRANSFERABLE AND TO BE WORN AT ALL TIMES AND IS SUBJECT TO CONDITIONS LISTED ON BACK.



2012-2013

MEDIA PASS
TO GARDEN, PRESS ROOM, PRESS ROW
THIS PASS IS NON-TRANSFERABLE
This pass is to be worn in a visible location at all times and is subject to conditions listed on the back.

2012-2013
NO AUTOGRAPHS / NO PHOTOGRAPHS

New York Knicks
vs. New York

LOCKER ROOM



OFFICIAL
12/13



Bobcats vs. Knicks
December 5, 2012
Game #11

THIS PASS IS TO BE WORN IN A VISIBLE LOCATION AT ALL TIMES AND IS SUBJECT TO CONDITIONS LISTED ON THE BACK.

ALL

MEDIA
2-13 SINGLE GAME PASS

New York Knicks
March 18



Staff
New York Knicks
Suns vs. Knicks
December 26, 2012

MEDIA
SINGLE GAME PASS



OFFICIAL

17 JANUARY, 2013 - The O₂

NEW YORK KNICKS



BROOKLYN
GAME # 12
New York
12/11/2012

NY Knicks

2012-13 SINGLE GAME CREDENTIAL
ISSUED BY: BROOKLYN NETS PUBLIC RELATIONS DEPARTMENT
NO AUTOGRAPHS ALLOWED

SITING OFFICIAL

LOCKER ROOM PASS
must include this stub for admittance to locker rooms. It does not guarantee admittance, and must be surrendered upon request.

BOSTON CELTICS

NO AUTOGRAPHS / NO PHOTOGRAPHS

New York Knicks
1/24/13 G22

2012-13
MINNESOTA TIMBERWOLVES

MEDIA
SINGLE GAME

Feb. 7 vs. New York

WIZARD

NO AUTOGRAPHS ALLOWED • NO

MEDIA

SINGLE GAME 20
WASHINGTON WIZARDS

OFFICIAL

NO AUTOGRAPHS ALLOWED DURING MEDIA ACCESS PERIODS. PASS IS NON-TRANSFERABLE

2012-13 NBA SEASON

SINGLE GAME
MEDIA

NEW YORK KNICKS
Home Game 34 vs. New York
3/6/13 - 7:30 p.m.

NEW YORK KNICKS

MEDIA PASS
TO GARDEN, PRESS ROOM, PRESS ROW
THIS PASS IS NON-TRANSFERABLE
This pass is to be worn in a visible location at all times and is subject to conditions listed on the back.

2012-2013
NO AUTOGRAPHS / NO PHOTOGRAPHS

New York Knicks
3/26/13 G35


LOCKER ROOM PASS
Pass must include this stub for admittance to locker rooms. It does not guarantee admittance, and must be surrendered upon request.

GAME
03015



MIAMI HEAT
36

2012-13 SEASON



39

AA
ALL ACCESS

SINGLE GAME CREDENTIAL

New York Knicks

Chesapeake Arena

TO LOCKER ROOMS. PASS IS NON-TRANSFERABLE.



MEDIA

NEW YORK KNICKS
vs. KNICKS
4/3/2013

SINGLE GAME

NO AUTOGRAPHS NO PHOTOGRAPHS

2012-13 CLEVELAND CAVALIERS

Cavs vs. Knicks
Fri., April 12, 2013

New York Knicks

GOOD THIS DATE ONLY
LOCKER ROOM ACCESS

Admit bearer to The Q, media seating, work areas & visiting locker room.

GOOD THIS DATE ONLY
LOCKER ROOM ACCESS

Admit bearer to The Q, media seating, work areas & visiting locker room.

DETROIT BASKETBALL



vs. New York Knicks
March 22, 2013

GAME # 35

NATIONAL BASKETBALL ASSOCIATION

2012-13 FINAL NBA STANDINGS

New York
Olympic Tower
645 Fifth Avenue
New York, NY 10022
Telephone: (212) 407-8000
Fax: (212) 832-3861

New Jersey
100 Plaza Drive
Secaucus, NJ 07094
Telephone: (201) 865-1500
Fax: (201) 974-5973

NBA CITY
6068 Universal Boulevard
Orlando, FL 32819
Telephone: (407) 363-5919
Fax: (407) 370-3178

INTERNATIONAL OFFICES

EUROPE

Headquarters - NBA EMEA
125 Kensington High Street
London, W8 5SF, UK
Tel: 011-44-20-7795-8921
Fax: 011-44-20-7795-8901

Italy
Via Dogana 3
20123, Milano, Italy
Tel: 011-39-02-8648-9361
Fax: 011-39-02-809-250

Spain
pq. Empresarial 'La Finca'
Edif. 15A, 28223
Pozuelo de Alarcon
Madrid, Spain
Telephone: 011-34-911-115-800
Fax: 011-34-917-995-182

Turkey
Tarakci Caddesi
Bele Gerden Stesi No8
Zekeriyaka Saniyer
Istanbul, Turkey
Tel: 011-90-530-772-7975

AFRICA
Nelson Mandela Square,
2nd Floor
West Tower
Maude Street, Sandton
Johannesburg, South Africa
Tel: 011-27-11-881-5980
Fax: 011-27-0-867-26-6351

India
Parinee Crescenzo
1st Floor, C38 & C39
BCK, Mumbai 51
Tel: 011-91-22-330-40608

Mexico
Av. Santa Fe #94 A Tower
Eighth Floor
Col. Zedec Santa Fe.
Mexico City, Mexico 01210
Tel: 011-52-55-885-11146

Canada
50 Bay Street, Suite 1402
Toronto, Ontario
Canada M5J 3A5
Telephone: 416-364-2030
Fax: (416) 364-0205

ASIA/PACIFIC
Hong Kong
3101, The Lee Gardens
33 Hysan Avenue
Causeway Bay, Hong Kong
Tel: 011-852-2843-9600
Fax: 011-852-2536-4808

Taiwan
Suite 1303, No. 88, Section 3,
Chung Hsiao East Road
Taipei, Taiwan ROC
Tel: 011-886-2-2358-1900
Fax: 011-886-2-2358-1098

Korea
41F Gangnam Finance Center
737 Yeoksam-dong,
Gangnam-gu
Seoul Korea 135-984
Tel: 011-822-2008-4617
Fax: 011-822-2008-4618

China-Beijing
19th Floor, Office Tower 2,
China Central Place,
No. 79 Jianguo Road,
Chaoyang District,
Beijing 100025, China
Tel: 011-86-10-5200-8200
Fax: 011-86-10-5200-8202

China-Shanghai
Unit 2703-08, 27/F,
Tower 2, Plaza 66
1366 Nanjing West Road
Shanghai 200040, China
Tel: 011-86-21-6137-2200
Fax: 011-86-21-6288-9920



Atlantic Division						
Team	W	L	Pct	GB	Home	Road
New York	54	28	.659	-	31-10	23-18
Brooklyn	49	33	.598	5	26-15	23-18
Boston	41	40	.506	12.5	27-13	14-27
Philadelphia	34	48	.415	20	23-18	11-30
Toronto	34	48	.415	20	21-20	13-28

Central Division						
Team	W	L	Pct	GB	Home	Road
Indiana	49	32	.605	-	30-11	19-21
Chicago	45	37	.549	4.5	24-17	21-20
Milwaukee	38	44	.463	11.5	21-20	17-24
Detroit	29	53	.354	20.5	18-23	11-30
Cleveland	24	58	.293	25.5	14-27	10-31

Southeast Division						
Team	W	L	Pct	GB	Home	Road
Miami	66	16	.805	-	37-4	29-12
Atlanta	44	38	.537	22	25-16	19-22
Washington	29	53	.354	37	22-19	7-34
Charlotte	21	61	.256	45	15-26	6-35
Orlando	20	62	.244	46	12-29	8-33

Southwest Division						
Team	W	L	Pct	GB	Home	Road
San Antonio	58	24	.707	-	35-6	23-18
Memphis	56	26	.683	2	32-9	24-17
Houston	45	37	.549	13	29-12	16-25
Dallas	41	41	.500	17	24-17	17-24
New Orleans	27	55	.329	31	16-25	11-30

Northwest Division						
Team	W	L	Pct	GB	Home	Road
Oklahoma City	60	22	.732	-	34-7	26-15
Denver	57	25	.695	3	38-3	19-22
Utah	43	39	.524	17	30-11	13-28
Portland	33	49	.402	27	22-19	11-30
Minnesota	31	51	.378	29	20-21	11-30

Pacific Division						
Team	W	L	Pct	GB	Home	Road
L.A. Clippers	56	26	.683	-	32-9	24-17
Golden State	47	35	.573	9	28-13	19-22
L.A. Lakers	45	37	.549	11	29-12	16-25
Sacramento	28	54	.341	28	20-21	8-33
Phoenix	25	57	.305	31	17-24	8-33

NBA Developmental League • 645 Fifth Avenue, 18th Floor • New York, NY 10022

Austin Toros
12385 N. Highway 183, Suite 207;
Austin, TX 78750
Tel: (512) 236-8333; Fax: (512) 236-8444
Arena: Cedar Park Center
Media Relations Contact: Perri Travillion
(ptravillion@austintoros.com)
NBA Affiliation: San Antonio

Bakersfield Jam
1400 Norris Road; Bakersfield, CA 93308
Tel: (661) 615-6550; Fax: (661) 615-6555
Arena: Dignity Health Events Center
Media Relations Contact: William Aquije
(william@bakersfieldjam.com)
NBA Affiliations: Atlanta, Los Angeles Clippers,
Phoenix, Toronto

Canton Charge
1101 Market Avenue North; Canton, OH 44702
Tel: (330) 489-1701; Fax: (330) 489-1703
Arena: Canton Memorial Civic Center
Media Relations Contact: Sean Wyatt
(swyatt@cantoncharge.com)
NBA Affiliation: Cleveland

Erie BayHawks
110 East Eighth Street; Erie, PA 16501
Tel: (814) 790-5600; Fax: (814) 790-5608
Arena: Tullio Arena
Media Relations Contact: Matt Bresee
(matt.bresee@nbaerie.com)
NBA Affiliation: New York

Fort Wayne Mad Ants
1910 St. Joe Center Road, Suite 61;
Fort Wayne, IN 46825
Tel: (260) 469-4667; Fax: (260) 469-4674
Arena: Allen County War Memorial Coliseum
Media Relations Contact: Audrey Siebrase
(audrey@fortwaynehoops.com)
NBA Affiliations: Charlotte, Detroit, Indiana,
Milwaukee



Idaho Stampede
233 South Capitol Boulevard, Suite 100;
Boise, ID 83702
Tel: (208) 389-4667; Fax: (208) 388-3845
Arena: CenturyLink Arena
Media Relations Contact: Travis Tate
(travis@idahostampede.com)
NBA Affiliations: Portland

Iowa Energy
730 3rd Street; Des Moines, Iowa 50309
Tel: (515) 564-8550; Fax: (515) 564-8551
Arena: Wells Fargo Arena
Media Relations Contacts: Randi Burrell
(rburrell@iowanba.com)
NBA Affiliations: Chicago, Denver, New Orleans,
Washington

Los Angeles D-Fenders
555 North Nash Street; El Segundo, CA 90245
Tel: (310) 426-6000; Fax: (310) 426-6031
Arena: Toyota Sports Center
Media Relations Contacts: Daniel Ramirez
(dramirez@d-fenders.com)
NBA Affiliation: Los Angeles Lakers

Maine Red Claws
413 Congress Street; Portland, ME 04101
Tel: 207-210-6655; Fax: 207-210-6659
Arena: Portland Exposition Building
Media Relations Contact: Jana Spaulding
(jspaulding@maineredclaws.com)
NBA Affiliations: Boston

Reno Bighorns
9393 Gateway Drive, Suite BH; Reno, NV 89511
Tel: (775) 284-2622; Fax: (775) 853-1601
Arena: Reno Events Center
Media Relations Contact: Allison Beck
(abeck@renobighorns.com)
NBA Affiliations: Memphis, Sacramento, Utah

Rio Grande Valley Vipers
4500 North 10th Street, Suite 315;
McAllen, TX 78504
Tel: (956) 972-1144; Fax: (956) 972-1150
Arena: State Farm Arena
Media Relations Contact: Rebecca Sweet
(rsweet@rgvipers.com)

NBA Affiliation: Houston
Santa Cruz Warriors
903 Pacific Avenue, Suite 101;
Santa Cruz, CA 95060
Tel: (831) 466-3200; Fax: 831-466-3201
Arena: Kaiser Permanente Arena
Media Relations Contact: Matt De Nasnera
(mdenasnera@santacruzbasketball.com)
NBA Affiliations: Golden State

Sioux Falls Skyforce
2131 South Minnesota Ave;
Sioux Falls, SD 57105
Tel: (605) 332-0605; Fax: (605) 332-2305
Arena: Sioux Falls Arena
Media Relations Contact: Brett Hansen
(brett@skyforceonline.com)
NBA Affiliations: Miami, Minnesota, Orlando,
Philadelphia

Springfield Armor
One Monarch Place, Suite 220;
Springfield, MA 01144
Tel: (413) 746-3263; Fax: (413) 746-3262
Arena: MassMutual Center
Media Relations Contact: Eli Pearlstein
(epearlstein@armorhoops.com)
NBA Affiliation: New Jersey

Texas Legends
2601 Avenue of the Stars, Suite 300;
Frisco, TX 75215
Tel: (214) 469-0822; Fax: (214) 469-0823
Arena: Dr. Pepper Arena
Media Relations Contact: Kyle Judkins (kjud-
kins@texlegends.com)
NBA Affiliation: Dallas

Tulsa 66ers
10425 South 82nd East Avenue, Suite 105,
Tulsa, OK 74133
Tel: (918) 585-8444; Fax: (918) 398-6930
Arena: SpiritBank Event Center
Media Relations Contact: Ben Coldagell (bcold-
agell@tulsa66ers.com)
NBA Affiliation: Oklahoma City

- 6 Tony Brown
- 7 Derrick Stafford
- 8 Marc Davis
- 10 Ron Garretson
- 11 Derrick Collins
- 12 Violet Palmer
- 13 Monty McCutchen
- 14 Ed Malloy
- 15 Bennett Salvatore
- 16 David Guthrie
- 17 Joe Crawford
- 18 Matt Boland
- 19 James Capers
- 20 Leroy Richardson
- 22 Bill Spooner
- 23 Jason Phillips
- 24 Mike Callahan
- 25 Tony Brothers
- 26 Pat Fraher
- 27 Dick Bavetta
- 28 Zach Zarba
- 29 Mark Lindsay
- 30 John Goble
- 31 Scott Wall
- 32 Eddie F. Rush

- 33 Sean Corbin
- 34 Kevin Cutler
- 35 Kane Fitzgerald
- 36 David Jones
- 37 Eric Dalen
- 38 Michael Smith
- 40 Leon Wood
- 41 Ken Mauer
- 42 Eric Lewis
- 43 Dan Crawford
- 44 Eli Roe
- 45 Brian Forte
- 46 Ben Taylor
- 47 Bennie Adams
- 48 Scott Foster
- 49 Tom Washington
- 50 Olandis Poole
- 52 Scott Twardoski
- 54 Nick Buchert
- 55 Bill Kennedy
- 56 Mark Ayotte
- 58 Josh Tiven
- 59 Gary Zielinski
- 60 James Williams
- 61 Courtney Kirkland

NBA OFFICIALS

- 63 Derek Richardson
- 65 Sean Wright
- 66 Haywoode Workman
- 68 Marat Kogut
- 70 Brent Barnaky
- 71 Rodney Mott
- 72 JT Orr
- 73 Tre Maddox
- 74 Curtis Blair
- 76 Steve Anderson
- 77 Karl Lane
- 79 Kevin Scott
- 39 Brenda Pantaja
- 51 Mitchell Ervin
- 53 Lauren Holtkamp
- 62 Dedic Taylor
- 64 Justin Van Dyne
- 67 Brett Nansel
- 75 CJ Washington

2013 NBA PLAYOFFS

2012-13 AWARD WINNERS

Eastern Conference Quarterfinals

Miami vs. Milwaukee (Miami wins 4-0)

Sunday, Apr. 21 MIL 87 at MIA 110
 Tuesday, Apr. 23 MIL 86 at MIA 98
 Thursday, Apr. 25 MIA 104 at MIL 91
 Sunday, Apr. 28 MIA 88 at MIL 77

New York vs. Boston (New York wins 4-2)

Saturday, Apr. 20 BOS 78 at NYK 85
 Tuesday, Apr. 23 BOS 71 at NYK 87
 Friday, Apr. 26 NYK 90 at BOS 76
 Sunday, Apr. 28 NYK 90 at BOS 97 (OT)
 Wednesday, May 1 BOS 92 at NYK 86
 Friday, May 3 NYK 88 at BOS 80

Indiana vs. Atlanta (Indiana wins 4-2)

Sunday, Apr. 21 ATL 90 at IND 107
 Wednesday, Apr. 24 ATL 98 at IND 113
 Saturday, Apr. 27 IND 69 at ATL 90
 Monday, Apr. 29 IND 91 at ATL 102
 Wednesday, May 1 ATL 83 at IND 106
 Friday, May 3 IND 81 at ATL 73

Brooklyn vs. Chicago (Chicago wins 4-3)

Saturday, Apr. 20 CHI 89 at BRO 106
 Monday, Apr. 22 CHI 90 at BRO 82
 Thursday, Apr. 25 BRO 76 at CHI 79
 Saturday, Apr. 27 BRO 134 at CHI 142 (3OT)
 Monday, Apr. 29 CHI 91 at BRO 110
 Thursday, May 2 BRO 95 at CHI 92
 Saturday, May 4 CHI 99 at BRO 93

Eastern Conference Semifinals

Miami vs. Chicago (Miami wins 4-1)

Monday, May 6 CHI 93 at MIA 86
 Wednesday, May 8 CHI 78 at MIA 115
 Friday, May 10 MIA 104 at CHI 94
 Monday, May 13 MIA 88 at CHI 65
 Wednesday, May 15 CHI 91 at MIA 94

New York vs. Indiana (Indiana wins 4-2)

Sunday, May 5 IND 102 at NYK 95
 Tuesday, May 7 IND 79 at NYK 105
 Saturday, May 11 NYK 71 at IND 82
 Tuesday, May 14 NYK 82 at IND 93
 Thursday, May 16 IND 75 at NYK 85
 Saturday, May 18 NYK 99 at IND 106

Eastern Conference Finals

Miami vs. Indiana (Miami wins 4-3)

Wednesday, May 22 IND 102 at MIA 103 (OT)
 Friday, May 24 IND 97 at MIA 93
 Sunday, May 26 MIA 114 at IND 96
 Tuesday, May 28 MIA 92 at IND 99
 Thursday, May 30 IND 79 at MIA 90
 Saturday, Jun. 1 MIA 77 at IND 91
 Monday, Jun. 3 IND 76 at MIA 93

NBA Finals

Miami vs. San Antonio (Miami wins 4-3)

Thursday, Jun. 6 SAS 92 at MIA 88
 Sunday, Jun. 9 SAS 84 at MIA 103
 Tuesday, Jun. 11 MIA 77 at SAS 113
 Thursday, Jun. 13 MIA 109 at SAS 93
 Sunday, Jun. 16 MIA 104 at SAS 114
 Tuesday, Jun. 18 SAS 100 at MIA 103 (OT)
 Thursday, Jun. 20 SAS 88 at MIA 95

Western Conference Quarterfinals

Oklahoma City vs. Houston (Oklahoma City wins 4-2)

Sunday, Apr. 21 HOU 91 at OCT 120
 Wednesday, Apr. 24 HOU 102 at OCT 105
 Saturday, Apr. 27 OCT 104 at HOU 101
 Monday, Apr. 29 OCT 103 at HOU 105
 Wednesday, May 1 HOU 107 at OCT 100
 Friday, May 3 OCT 103 at HOU 94

San Antonio vs. L.A. Lakers (San Antonio wins 4-0)

Sunday, Apr. 21 LAL 79 at SAS 91
 Wednesday, Apr. 24 LAL 91 at SAS 102
 Friday, Apr. 26 SAS 120 at LAL 89
 Sunday, Apr. 28 SAS 103 at LAL 82

Denver vs. Golden State (Golden State wins 4-2)

Saturday, Apr. 20 GSW 95 at DEN 97
 Tuesday, Apr. 23 GSW 131 at DEN 111
 Friday, Apr. 26 DEN 108 at GSW 110
 Sunday, Apr. 28 DEN 101 at GSW 115
 Tuesday, Apr. 30 GSW 100 at DEN 107
 Thursday, May 2 DEN 88 at GSW 92

L.A. Clippers vs. Memphis (Memphis wins 4-2)

Saturday, Apr. 20 MEM 91 at LAC 112
 Monday, Apr. 22 MEM 91 at LAC 93
 Thursday, Apr. 25 LAC 82 at MEM 94
 Saturday, Apr. 27 LAC 83 at MEM 104
 Tuesday, Apr. 30 MEM 103 at LAC 93
 Friday, May 3 LAC 105 at MEM 118

Western Conference Semifinals

Oklahoma City vs. Memphis (Memphis wins 4-1)

Sunday, May 5 MEM 91 at OCT 93
 Tuesday, May 7 MEM 99 at OCT 93
 Saturday, May 11 OCT 81 at MEM 87
 Monday, May 13 OCT 97 at MEM 103
 Wednesday, May 15 MEM 88 at OCT 84

San Antonio vs. Golden State (San Antonio wins 4-2)

Monday, May 6 GSW 127 at SAS 129 (2ot)
 Wednesday, May 8 GSW 100 at SAS 91
 Friday, May 10 SAS 102 at GSW 92
 Sunday, May 12 SAS 87 at GSW 97 (OT)
 Tuesday, May 14 GSW 91 at SAS 109
 Thursday, May 16 SAS 94 at GSW 82

Western Conference Finals

San Antonio vs. Memphis (San Antonio wins 4-0)

Sunday, May 19 MEM 83 at SAS 105
 Tuesday, May 21 MEM 89 at SAS 93 (OT)
 Saturday, May 25 SAS 104 at MEM 93 (OT)
 Monday, May 27 SAS 93 at MEM 86

NBA Most Valuable Player	LeBron James, Miami Heat
NBA Coach of the Year	George Karl, Denver Nuggets
NBA T-Mobile Rookie of the Year	Damian Lillard, Portland Trail Blazers
NBA Most Improved Player	Paul George, Indiana Pacers
NBA Executive of the Year	Masai Ujiri, Denver Nuggets
NBA J. Walter Kennedy Citizenship Award	Kenneth Faried, Denver Nuggets
NBA Sportsmanship Award	Jason Kidd, New York Knicks
NBA Defensive Player of the Year	Marc Gasol, Memphis Grizzlies
NBA Sixth Man Award	J.R. Smith, New York Knicks
Bill Russell NBA Finals MVP	LeBron James, Miami Heat
NBA All-Star MVP	Chris Paul, Los Angeles Clippers

All-NBA Teams

First Team

F LeBron James, Miami Heat
F Kevin Durant, Oklahoma City Thunder
C Tim Duncan, San Antonio Spurs
G Kobe Bryant, Los Angeles Lakers
G Chris Paul, Los Angeles Clippers

Second Team

Carmelo Anthony, New York Knicks
 Blake Griffin, Los Angeles Clippers
 Marc Gasol, Memphis Grizzlies
 Tony Parker, San Antonio Spurs
 Russell Westbrook, Oklahoma City Thunder

Third Team

David Lee, Golden State Warriors
 Paul George, Indiana Pacers
 Dwight Howard, Los Angeles Lakers
 Dwyane Wade, Miami Heat
 James Harden, Houston Rockets

NBA All-Defensive Team

First Team

F LeBron James, Miami Heat
F Serge Ibaka, Oklahoma City Thunder
G Tony Allen, Memphis Grizzlies
G Chris Paul, Los Angeles Clippers
C **Tyson Chandler, New York Knicks**
C Joakim Noah, Chicago Bulls

Second Team

Tim Duncan, San Antonio Spurs
 Paul George, Indiana Pacers
 Avery Bradley, Boston Celtics
 Mike Conley, Memphis Grizzlies
 Marc Gasol, Memphis Grizzlies

T-Mobile NBA All-Rookie Teams

First Team

Damian Lillard Portland Trail Blazers
 Bradley Beal Washington Wizards
 Anthony Davis New Orleans Hornets
 Dion Waiters Cleveland Cavaliers
 Harrison Barnes Golden State Warriors

Second Team

Andre Drummond Detroit Pistons
 Jonas Valanciunas Toronto Raptors
 Michael Kidd-Gilchrist Charlotte Bobcats
 Kyle Singler Detroit Pistons
 Tyler Zeller Cleveland Cavaliers

Coaches of the Month

November Avery Johnson, Brooklyn Nets (East)
 Lionel Hollins, Memphis Grizzlies (West)
 December Larry Drew, Atlanta Hawks (East)
 Vinny Del Negro, Los Angeles Clippers (West)
 January Tom Thibodeau, Chicago Bulls (East)
 George Karl, Denver Nuggets (West)
 February Erik Spoelstra, Miami Heat (East)
 Lionel Hollins, Memphis Grizzlies (West)
 March Erik Spoelstra, Miami Heat (East)
 George Karl, Denver Nuggets (West)
 April **Mike Woodson, New York Knicks (East)**
 Mike D'Antoni, Los Angeles Lakers (West)

Players of the Month

November LeBron James, Miami Heat (East)
 Kevin Durant, Oklahoma City Thunder (West)
 December LeBron James, Miami Heat (East)
 Chris Paul, Los Angeles Clippers (West)
 January LeBron James, Miami Heat (East)
 Tony Parker, San Antonio Spurs (West)
 February LeBron James, Miami Heat (East)
 Kobe Bryant, Los Angeles Lakers (West)
 March LeBron James, Miami Heat (East)
 Kevin Durant, Oklahoma City Thunder (West)
 April **Carmelo Anthony, New York Knicks (East)**
 Stephen Curry, Golden State Warriors (West)

2012-13 NBA INDIVIDUAL LEADERS

2013 NBA DRAFT RESULTS

Points Per Game

	G	FG	FT	Pts	Avg
1. Anthony, NYK	67	669	425	1920	28.7
2. Durant, OCT	81	731	679	2280	28.1
3. Bryant, LAL	78	738	525	2133	27.3
4. James, MIA	76	765	403	2036	26.8
5. Harden, HOU	78	585	674	2023	25.9
6. Westbrook, OCT	82	673	460	1903	23.2
7. Curry, GSW	78	626	262	1786	22.9
8. Wade, MIA	69	569	308	1463	21.2
9. Aldridge, POR	74	638	282	1560	21.1
10. Lopez, BRO	74	570	297	1437	19.4

Field Goal Percentage

	FG	FGA	Pct.
1. Jordan, LAC	314	488	643
2. Howard, LAL	470	813	578
3. McGee, DEN	303	527	575
4. Ibaka, OCT	446	778	573
5. James, MIA	765	1354	565
6. Hickson, POR	418	744	562
7. Splitter, SAS	315	563	560
8. Johnson, TOR	336	606	554
9. Faried, DEN	380	689	552
10. Horford, ATL	576	1060	543

Three-Point Field Goal Percentage

	3FG	3GA	Pct
1. Calderon, TOR/DET	130	282	461
2. Korver, ATL	189	414	457
3. Curry, GSW	272	600	453
4. Ilyasova, MIL	95	214	444
5. Nash, LAL	57	130	438
6. Battier, MIA	136	316	430
7. Green, SAS	177	413	429
8. Dunleavy, MIL	128	299	428
9. Green, LAC	71	166	428
10. Martin, OCT	158	371	426

Free Throw Percentage

	FT	FTA	Pct
1. Durant, OCT	679	750	905
2. Curry, GSW	262	291	900
3. Redick, ORL/MIL	171	190	900
4. Martin, OCT	219	246	890
5. Allen, MIA	140	158	886
6. Paul, LAC	286	323	885
7. Thomas, SAC	253	287	882
8. Teague, ATL	199	226	881
9. Collison, DAL	242	275	880
10. Crawford, LAC	216	248	871

Rebounds Per Game

	G	Off	Def	Tot	Avg
1. Howard, LAL	76	251	694	945	12.4
2. Vucevic, ORL	77	273	644	917	11.9
3. Asik, HOU	82	275	681	956	11.7
4. Randolph, MEM	76	310	544	854	11.2
5. Lee, GSW	79	218	668	886	11.2
6. Evans, BRO	80	260	628	888	11.1
7. Hickson, POR	80	266	562	828	10.4
8. Horford, ATL	74	195	562	757	10.2
9. Cousins, SAC	75	222	524	746	9.9
10. Boozer, CHI	79	175	596	771	9.8

Assists Per Game

	G	Ast	Avg
1. Rondo, BOS	38	420	11.1
2. Paul, LAC	70	678	9.7
3. Vazquez, NOH	78	704	9.0
4. Jr. Holiday, PHI	78	625	8.0
5. D. Williams, BRO	78	604	7.7
6. Parker, SAS	66	499	7.6
7. Westbrook, OCT	82	607	7.4
8. Dragic, PHO	77	569	7.4
9. Nelson, ORL	56	413	7.4
10. Rubio, MIN	57	418	7.3

Steals Per Game

	G	Stl	Avg
1. Paul, LAC	70	169	2.41
2. Rubio, MIN	57	137	2.40
3. Conley, MEM	80	174	2.18
4. Ellis, MIL	82	169	2.06
5. Walker, CHB	82	160	1.95
6. Wade, MIA	69	128	1.86
7. Harden, HOU	78	142	1.82
8. George, IND	79	143	1.81
9. Westbrook, OCT	82	145	1.77
10. T. Young, PHI	76	133	1.75

Blocks Per Game

	G	Blk	Avg
1. Ibaka, OCT	80	242	3.03
2. Sanders, MIL	71	201	2.83
3. Duncan, SAS	69	183	2.65
4. Hibbert, IND	79	206	2.61
5. Howard, LAL	76	186	2.45
6. Noah, CHI	66	141	2.14
7. Lopez, BRO	74	154	2.08
8. McGee, DEN	79	157	1.99
9. Smith, ATL	76	136	1.79
10. Biyombo, CHB	80	143	1.79

First Round

- Anthony Bennett (Nevada-Las Vegas), Cleveland
- Victor Oladipo (Indiana), Orlando
- Otto Porter (Georgetown), Washington
- Cody Zeller (Indiana), Charlotte
- Alex Len (Maryland), Phoenix
- Nerlens Noel (Kentucky), New Orleans (traded to Philadelphia)
- Ben McLemore (Kansas), Sacramento
- Kentavious Caldwell-Pope (Georgia), Detroit
- Trey Burke (Michigan), Minnesota (traded to Utah)
- C. J. McCollum (Lehigh), Portland
- Michael Carter-Williams (Syracuse), Philadelphia
- Steven Adams (Pittsburgh), Oklahoma City
- Kelly Olynyk (Gonzaga), Dallas (traded to Boston)
- Shabazz Muhammad (California, Los Angeles), Utah (traded to Minnesota)
- Giannis Antetokounmpo (Filathlitikos (Greece)), Milwaukee
- Lucas Nogueira (Estudiantes (Spain)), Boston (traded to Atlanta via Dallas)
- Dennis Schröder (Phantoms Braunschweig (Germany)), Atlanta
- Shane Larkin (Miami (FL)), Atlanta (traded to Dallas)
- Sergey Karasev (Triumph Lyubertsy (Russia)), Cleveland
- Tony Snell (New Mexico), Chicago
- Gorgui Dieng (Louisville), Utah (traded to Minnesota)
- Mason Plumlee (Duke), Brooklyn
- Solomon Hill (Arizona), Indiana
- Tim Hardaway Jr. (Michigan), New York**
- Reggie Bullock (North Carolina), L.A. Clippers
- André Roberson (Colorado), Minnesota (traded to Oklahoma City via Golden State)
- Rudy Gobert (Cholet Basket (France)), Denver (traded to Utah)
- Livio Jean-Charles (ASVEL Basket (France)), San Antonio
- Archie Goodwin (Kentucky), Oklahoma City (traded to Phoenix via Golden State)
- Nemanja Nedovi (Lietuvos Rytas Vilnius (Lithuania)), Phoenix (traded to Golden State)

Second Round

- Allen Crabbe (California), Cleveland (traded to Portland)
- Álex Abrines (FC Barcelona (Spain), Oklahoma City)
- Carrick Felix (Arizona State), Cleveland
- Isaiah Canaan (Murray State), Houston
- Glen Rice Jr. (Rio Grande Valley Vipers (NBDL)), Philadelphia (traded to Washington)
- Ray McCallum Jr. (Detroit), Sacramento
- Tony Mitchell (North Texas), Detroit
- Nate Wolters (South Dakota State), Washington (traded to Milwaukee via Philadelphia)
- Jeff Withey (Kansas), Portland
- Grant Jerrett (Arizona), Portland (traded to Oklahoma City)
- Jamaal Franklin (San Diego State), Memphis
- Pierre Jackson (Baylor), Philadelphia (traded to New Orleans)
- Ricky Ledo (Providence), Milwaukee (traded to Dallas via Philadelphia)
- Mike Muscala (Bucknell), Dallas (traded to Atlanta)
- Marko Todorovi (FC Barcelona (Spain), Portland (from Boston))
- Erick Green (Virginia Tech), Utah (traded to Denver)
- Raulzinho Neto (Lagun Aro GBC (Spain)), Atlanta
- Ryan Kelly (Duke), L.A. Lakers
- Erik Murphy (Florida), Chicago
- James Ennis (Long Beach State), Atlanta (traded to Miami)
- Romero Osby (Oklahoma), Orlando
- Lorenzo Brown (North Carolina State), Minnesota
- Colton Iverson (Colorado State), Indiana (traded to Boston)
- Arsalan Kazemi (Oregon), Washington (traded to Philadelphia)
- Joffrey Lauvergne (Partizan Belgrade (Serbia)), Memphis (traded to Denver)
- Peyton Siva (Louisville), Detroit
- Alex Oriakhi (Missouri), Phoenix
- Deshawn Thomas (Ohio State), San Antonio
- Bojan Dubljevi (Valencia Basket (Spain)), Minnesota (from Oklahoma City)
- Janis Timma (BK Ventspils (Latvia)), Memphis (from Miami)



Mike Stobe, NBAE/Getty Images

ATLANTA HAWKS

BOSTON CELTICS

Centennial Tower
101 Marietta Street, Suite 1900
Atlanta, GA 30303
(404) 878-3800



President of Basketball Operations and General Manager... Danny Ferry
Head Coach.....Mike Budenholzer
Assistant Coaches.....Kenny Atkinson, Darvin Ham, Taylor Jenkins, Quin Snyder, Jim Thomas, Pete Radulovic
Head Athletic Trainer.....Wally Blaise
Vice President of Public Relations.....Garin Narain
Director of Media Relations.....Jon Steinberg
Senior Manager of Media Relations.....Jason Roose
Home Court.....Philips Arena (18,118)
Radio.....Steve Holman (WZGC 92.9 FM)
Television.....Bob Rathbun, Dominique Wilkins, Andre Aldridge (SportSouth)

DID YOU KNOW



Jim Todd, as interim head coach of the Clippers, earned his first career coaching victory with a win over Atlanta on Feb. 26, 2000.

DID YOU KNOW



The Knicks have faced the Celtics in the NBA Playoffs 15 times over the past 67 years.



226 Causeway Street
Fourth Floor
Boston, MA 02114
(617) 854-8000

President of Basketball Operations.....Danny Ainge
Head Coach.....Brad Stevens
Assistant Coaches.....Ron Adams, Jamie Young, Jamie Young, Jay Larranaga, Walter McCarty, Micah Shrewsberry
Head Athletic Trainer.....Ed Lacerte
Vice President, Media Relations/Alumni Relations.....R. Jeffrey Twiss
Senior Director of Public Relations.....Heather Walker
Media Relations Manager.....Brian Olive
Home Court.....TD Garden (18,624)
Radio.....Sean Grande, Cedric Maxwell (WEEI 850 AM)
Television.....Mike Gorman, Tom Heinsohn (Comcast SportsNet)

2012-13 Results

Jan. 27.....at MSG.....W.....106-104
Apr. 3.....at ATL.....W.....95-82
Apr. 17.....at MSG.....W.....98-92

Overall Record.....168-184
Home Record.....95-63
MSG IV Record.....64-37
Road Record.....110-102
Philips Arena Record.....61-14
Neutral Record.....13-19

Knicks High Points.....43, Patrick Ewing, Dec. 7, 1991***
Hawks High Points.....52, Dominique Wilkins, Dec. 7, 1991**

Knicks Team High Points.....142, Dec. 12, 1967**
Hawks Team High Points.....155, Jan. 24, 1960

2012-14 Schedule

Nov. 13.....at ATL.....8:00 p.m.
Nov. 16.....at MSG.....7:30 p.m.
Dec. 14.....at BOS.....7:30 p.m.
Feb. 22.....at ATL.....7:30 p.m.

Overall Streak.....Won 4
Last Win.....Apr. 17, 2013
Last Loss.....Mar. 30, 2012
Home Streak.....Won 4
Last Win.....Apr. 17, 2013
Last Loss.....Nov. 27, 2010

Road Streak.....Won 2
Last Win.....Apr. 2013
Last Loss.....Mar. 30, 2012

2012-13 Results

Jan. 7.....at MSG.....L.....96-102
Jan. 24.....at BOS.....W.....89-86
Mar. 26.....at BOS.....W.....100-85
Mar. 31.....at MSG.....W.....108-89

Overall Record.....175-276
Home Record.....102-114
MSG IV Record.....59-56
Road Record.....60-150
TD Garden Record.....12-23
Neutral Record.....13-12

Knicks High Points.....51, Patrick Ewing, Mar. 24, 1990
Celtics High Points.....51, Richie Guerin, Feb. 14, 1962

Knicks Team High Points.....142, Feb. 7, 1960
Celtics Team High Points.....149, Oct. 20, 1962

2012-14 Schedule

Dec. 8.....at MSG.....noon
Dec. 13.....at BOS.....7:30 p.m.
Jan. 28.....at MSG.....7:30 p.m.
Mar. 12.....at BOS.....7:30 p.m.

Overall Streak.....Won 3
Last Win.....Mar. 31, 2013
Last Loss.....Jan. 7, 2013
Home Streak.....Won 1
Last Win.....Mar. 31, 2013
Last Loss.....Jan. 7, 2013

Road Streak.....Won 2
Last Win.....Mar. 26, 2013
Last Loss.....Mar. 4, 2012

2012-13 Hawks vs. Knicks

Player	G	GS	Min	FG	FGA	Pct	3P	3PA	Pct	FT	FTA	Pct	OR	DR	Reb	Ast	PF	Dq	Stl	TO	Blk	Pts	Avg
Scott	1	1	36	10	22	.455	0	0	0	3	3	1.000	5	9	14	1	3	0	0	0	0	23	23.0
Teague	2	2	76	14	25	.560	2	7	.286	12	13	.923	2	7	9	15	4	0	4	10	0	42	21.0
Korver	2	2	80	12	22	.545	8	16	50.0	6	6	1.000	0	13	13	2	2	0	1	2	3	38	19.0
Smith	2	2	79	14	29	.483	2	9	.222	0	8	0.000	2	8	10	9	2	0	3	5	0	30	15.0
Horford	2	2	71	12	18	.667	0	0	0	1	4	.250	4	9	13	6	5	0	1	7	0	25	12.5
Jenkins	2	1	44	8	19	.421	0	6	0.000	4	5	.800	1	3	4	3	1	0	1	2	0	20	10.0
I. Johnson	3	1	47	11	15	.733	0	0	0	3	3	1.000	5	5	10	3	3	0	3	4	0	25	8.3
Mack (Tot)	3	1	58	9	18	.500	1	8	.125	3	4	.750	0	5	5	4	5	0	2	5	0	22	7.3
Mack (ATL)	2	1	55	9	17	.529	1	7	.143	3	4	.750	0	5	5	4	4	0	2	5	0	22	11.0
Stevenson	3	2	79	8	23	.348	5	16	.313	1	1	1.000	1	7	8	4	6	0	2	1	0	22	7.3
Tolliver	2	0	45	4	11	.364	3	7	.429	2	2	1.000	4	3	7	0	3	0	0	3	1	13	6.5
Jones (Tot)	4	0	73	5	18	.278	1	4	.250	9	9	1.000	4	9	13	3	11	0	0	2	0	20	5.0
Jones (ATL)	2	0	43	3	11	.273	0	1	0.000	5	5	1.000	4	3	7	3	5	0	1	0	1	11	5.5
Harris	1	1	21	1	4	.250	0	1	0.000	1	2	.500	0	4	4	2	0	0	2	1	1	3	3.0
Pachulia	1	0	17	1	2	.500	0	0	0	0	0	0	0	1	2	3	2	3	0	1	2	2	2.0
Petro	1	0	20	1	3	.333	0	0	0	0	0	0	0	11	11	2	4	0	1	2	1	2	2.0
Pargo	1	0	6	0	0	0	0	0	0	0	0	0	0	0	0	1	1	0	0	1	0	0	0.0
Hawks	3	3	720	108	221	.489	21	70	.300	41	56	.732	29	89	118	57	46	0	21	48	6	278	92.7
Knicks	3	2	720	118	240	.492	32	73	.438	31	45	.689	30	84	114	59	53	0	21	37	6	299	99.7

2012-13 Knicks vs. Hawks

Player	G	GS	Min	FG	FGA	Pct	3P	3PA	Pct	FT	FTA	Pct	OR	DR	Reb	Ast	PF	Dq	Stl	TO	Blk	Pts	Avg	
Anthony	2	2	85	32	55	.582	10	14	.714	8	9	.889	1	9	10	4	7	0	0	5	0	82	41.0	
Smith	2	0	68	15	30	.500	2	9	.222	5	8	.625	0	4	4	3	4	0	3	6	0	37	18.5	
Stoudemire	1	0	29	6	9	.667	0	0	0	6	8	.750	4	4	8	1	4	0	0	3	1	18	18.0	
Copeland	2	1	42	14	30	.467	1	5	.200	4	8	.500	3	0	3	1	3	0	1	3	2	33	16.5	
Felton	2	2	74	12	25	.480	2	7	.286	0	0	0	2	7	9	13	6	0	3	5	0	26	13.0	
Shumpert	3	3	81	12	22	.545	3	6	.500	3	3	1.000	1	13	14	10	6	0	4	4	0	30	10.0	
White	2	1	48	8	16	.500	3	7	.429	0	1	1.000	0	6	6	3	5	0	3	2	0	20	10.0	
Prigioni	3	2	35	7	10	.700	6	9	.667	0	0	0	0	1	5	6	7	4	0	1	3	0	20	6.7
Barron (Tot)	3	1	64	7	24	.292	0	0	0	1	2	.500	12	20	32	2	6	0	1	5	5	15	5.0	
Barron (NY)	1	1	37	5	14	.357	0	0	0	1	2	.500	6	12	18	2	1	0	0	1	1	11	11.0	
Richardson	1	0	29	1	11	.091	1	4	.250	2	2	1.000	5	5	10	1	1	0	0	2	0	5	5.0	
Novak	3	0	70	4	12	.333	4	9	.444	0	0	0	0	4	4	4	4	0	1	0	0	12	4.0	
Chandler	2	2	50	2	3	.667	0	0	0	2	2	1.000	2	5	7	1	5	0	1	1	2	4	2.0	
Martin	1	0	24	0	0	0	0	0	0	1	2	.500	4	5	9	0	2	0	1	2	0	1	1.0	
Brewer	1	0	0	0	0	0	0	0	0	0	0	0	0	0	0	0	0	0	0	0	0	0	0.0	
Kidd	2	1	35	0	3	.000	0	3	0.000	0	0	0	0	1	4	5	9	1	0	2	0	0	0.0	
Thomas	1	0	4	0	0	0	0	0	0	0	0	0	0	1	1	0	0	0	1	0	0	0	0.0	
Knicks	3	2	720	118	240	.492	32	73	.438	31	45	.689	30	84	114	59	53	0	21	37	6	299	99.7	
Hawks	3	2	720	108	221	.489	21	70	.300	41	56	.732	29	89	118	57	46	0	21	48	6	278	92.7	

2012-13 Celtics vs. Knicks

Player	G	GS	Min	FG	FGA	Pct	3P	3PA	Pct	FT	FTA	Pct	OR	DR	Reb	Ast	PF	Dq	Stl	TO	Blk	Pts	Avg
Rondo	1	1	40	10	19	.526	0	0	0	0	0	0	0	0	0	0	0	0	0	0	0	23	23.0
Pierce	4	4	133	27	59	.458	9	25	.360	22	29	.759	3	27	30	19	13	0	2	11	1	35	21.3
Green	4	2	126	25	45	.556	5	13	.385	16	20	.800	5	21	26	10	14	0	1	6	1	71	17.8
Garnett	2	2	70	9	20	.450	0	1	0.000	9	11	.818	3	19	22	4	4	0	4	2	2	27	13.5
Crawford (Tot)	4	1	100	15	40	.375	2	14	.143	9	11	.818	2	6	8	12	5	0	1	9	0	41	10.3
Crawford (BOS)	2	1	66	8	21	.381	2	9	.222	6	6	1.000	1	5	6	8	4	0	1	8	0	24	12.0
Sullinger	2	0	35	5	9	.556	0	0	0	7	8	.875	3	5	8	0	6	0	1	2	1	17	8.5
Bradley	4	4	122	12	34	.353	2	10	.200	0	0	0	0	5	6	11	6	16	1	3	5	26	6.5
Lee	3	0	63	9	20	.450	1	5	.200	0	0	0	0	2	5	7	2	5	0	4	3	19	6.3
Bass	4	4	102	10	16	.625	0	0	0	3	3	1.000	4	12	16	3	6	0	0	6	4	23	5.8
Terry	4	1	88	9	28	.321	3	15	.200	1	1	1.000	3	5	8	8	4	0	1	5	0	22	5.5
Williams	2	0	42	3	11	.273	0	2	0.000	3	4	.750	1	4	5	2	1	0	2	0	0	9	4.5
Barbosa	2	0	22	3	6	.500	0	1	0.000	2	3	.667	0										

BROOKLYN NETS

CHARLOTTE BOBCATS

15 MetroTech Center, 11th floor
Brooklyn, NY 11201
(718) 933-3000



General Manager.....Billy King
Head Coach.....Jason Kidd
Assistant Coaches.....Lawrence Frank, John Welch, Roy Rogers, Eric Hughes, Charles Klask, Joe Prunty
Head Athletic Trainer.....Tim Walsh
Vice President, Public Relations.....Gary Sussman
Senior Director, Public Relations.....Aaron Harris
Manager, Public Relations.....Calder Hynes
Chief Communications Officer.....Barry Baum
Communications Manager.....Mandy Gutman
Home Court.....Barclays Center (17,732)
Radio.....Chris Carrino, Tim Capstraw (WFAN 660 AM/101.9 FM)
Television.....Ian Eagle, Mike Fratello, Ryan Ruocco, Jim Spanarkel, Sarah Kustok (YES Network)



Butch Beard, Jason Kidd, Willis Reed, Kiki Vandeweghe and Max Zaslofsky all played for the Knicks and then went on to coach the Nets.



Bobcats Assistant Coach Patrick Ewing is the Knicks franchise leader in total points, games played, rebounds, blocks, steals and minutes.



333 East Trade Street
Suite 700
Charlotte, NC 28202
(704) 688-8600

President of Basketball Operations.....Rod Higgins
Head Coach.....Steve Clifford
Assistant Coaches.....Patrick Ewing, Bob Beyer, Stephen Silas, Bob Weiss, Mark Price
Head Athletic Trainer.....Steve Stricker
Vice President, Communications.....Mike Cristaldi
Director, Communications.....Josh Rosen
Coordinator, Communications.....Jerome Hubbard
Home Court.....Time Warner Cable Arena (19,077)
Television.....Steve Martin, Dell Curry, Stephanie Ready (FSN South/SportSouth)
Radio.....Scott Lauer (WFNZ 610 AM)

2012-13 Results

Nov. 26at BROL	89-96*
Dec. 11at BROW	100-97
Dec. 19at MSGW	100-86
Jan. 21at MSGL	85-88

Overall Record	87-84
Home Record	52-35
MSG IV Record	52-35
Road Record	35-49
Barclays Center Record	1-1
Neutral Record	0-0

Knicks High Points.....60, Bernard King, Dec. 25, 1984
Nets High Points.....43, John Williamson, Feb. 12, 1978

Knicks Team High Points.....135, Feb. 5, 1987
Nets Team High Points.....126, Mar. 13, 1987
.....126, Feb. 16, 1985

2013-14 Schedule

Dec. 5at BRO	7:00 p.m.
Jan. 20at MSG	2:30 p.m.
Apr. 2at MSG	7:00 p.m.
Apr. 15at BRO	8:00 p.m.

Overall Streak	Lost 1
Last Win	Dec. 19, 2012
Last Loss	Jan. 21, 2013

Home Streak	Lost 1
Last Win	Dec. 19, 2012
Last Loss	Jan. 21, 2013

Road Streak	Won 1
Last Win	Dec. 11, 2012
Last Loss	Nov. 26, 2012

2012-13 Results

Dec. 5at CHBW	100-98
Mar. 29at MSGW	111-102
Apr. 15at CHBL	95-106

Overall Record	18-14
Home Record	11-4
MSG IV Record	11-4
Road Record	7-10
Time Warner Cable Arena Record	6-9
Neutral Record	0-0

Knicks High Points.....41, Jamal Crawford, Dec. 4, 2004
Bobcats High Points.....42, Gerald Wallace, Jan. 31, 2007

Knicks Team High Points.....113, Feb. 27, 2008
Bobcats Team High Points.....126, Jan. 12, 2007

2013-14 Schedule

Nov. 5at MSG	7:30 p.m.
Nov. 8at CHB	7:00 p.m.
Jan. 14at CHB	7:00 p.m.
Jan. 24at MSG	7:30 p.m.

Overall Streak	Lost 1
Last Win	Mar. 29, 2013
Last Loss	Apr. 15, 2013

Home Streak	Won 2
Last Win	Mar. 29, 2013
Last Loss	Jan. 4, 2012

Road Streak	Lost 1
Last Win	Dec. 5, 2012
Last Loss	Apr. 15, 2013

2012-13 Nets vs. Knicks

Player	G	GS	Min	FG	FGA	Pct	3P	3PA	Pct	FT	FTA	Pct	OR	DR	Reb	Ast	PF	Dq	Stl	TO	Blk	Pts	Avg
Lopez	3	3	101	23	51	.451	0	0	---	6	9	.667	16	16	32	2	9	0	1	7	10	52	17.3
J. Johnson	4	4	163	23	60	.383	11	23	.478	9	9	1.000	2	12	14	15	11	0	2	6	2	66	16.5
D. Williams	4	4	156	22	55	.400	6	22	.273	14	17	.824	2	16	18	46	13	0	4	14	0	64	16.0
Wallace	4	4	148	16	33	.485	5	13	.385	10	16	.625	3	14	17	8	14	0	3	4	2	47	11.8
Bogans	3	0	64	9	20	.450	6	14	.429	1	3	.333	2	5	7	1	7	0	0	3	0	25	8.3
Blatche	4	1	66	13	22	.591	0	3	.000	6	8	.750	0	9	9	3	7	0	5	5	1	32	8.0
Watson	4	0	59	9	24	.375	3	11	.273	0	0	---	1	3	4	5	2	0	0	3	0	21	5.3
Stackhouse	3	0	49	4	9	.444	4	7	.571	2	2	1.000	1	4	2	1	1	0	0	3	0	14	4.7
Humphries	4	2	77	7	14	.500	0	---	3	5	.600	9	20	29	1	7	0	0	3	0	17	17.3	
Taylor	1	0	2	2	3	.667	0	0	---	0	1	1.000	0	1	1	0	0	0	0	0	0	4	4.0
Brooks	3	0	18	5	9	.556	0	2	.000	1	1	1.000	0	0	3	1	0	0	1	0	11	3.7	
Evans	4	2	80	5	10	.500	0	---	2	5	.400	10	33	43	1	6	0	1	4	1	12	3.0	
Shengelia	1	0	2	1	1	1.000	0	0	---	0	0	---	1	0	1	0	1	0	0	0	2	2.0	
Childress	1	0	3	0	0	---	0	0	---	0	0	---	0	0	0	0	0	0	0	0	0	0.0	
James	1	0	3	0	0	---	0	0	---	0	0	---	0	0	0	0	0	0	0	0	0	0.0	
Teletovic	1	0	2	0	0	---	0	0	---	0	0	---	0	0	0	0	0	0	1	0	0	0.0	
Nets	4	985	139	311	.447	35	95	368	54	76	.711	47	130	177	86	80	0	16	58	16	367	91.8	
Knicks	4	985	141	330	.427	37	99	374	55	76	.724	45	116	161	67	76	0	32	37	11	374	93.5	

2012-13 Knicks vs. Nets

Player	G	GS	Min	FG	FGA	Pct	3P	3PA	Pct	FT	FTA	Pct	OR	DR	Reb	Ast	PF	Dq	Stl	TO	Blk	Pts	Avg
Anthony	4	4	175	49	100	.490	13	22	.591	29	36	.806	9	15	24	12	13	0	3	8	3	140	35.0
Stoumenire	1	0	27	7	19	.368	0	---	3	6	.500	1	5	6	3	0	0	0	2	0	15	15.0	
Chandler	4	4	149	24	33	.727	0	---	8	11	.727	19	21	40	4	13	0	4	4	3	56	14.0	
Smith	4	0	148	23	52	.442	3	15	.200	7	8	.875	2	18	20	7	9	0	3	3	1	56	14.0
Kidd	3	3	108	12	23	.522	10	20	.500	2	5	.400	2	15	17	12	6	10	2	1	36	12.0	
Felton	3	3	106	10	46	.217	1	8	.125	3	4	.750	1	8	9	16	11	0	5	12	0	24	8.0
Wallace	2	0	37	5	18	.278	4	8	.500	0	0	---	3	10	13	2	3	0	2	0	2	14	7.0
Copeland	2	1	39	5	10	.500	3	6	.500	0	0	---	0	4	4	0	4	0	1	0	13	8.5	
Shumpert	1	1	20	1	6	.167	0	3	.000	0	0	---	1	3	4	2	1	0	1	0	0	2	2.0
Brewer	4	3	50	2	17	.118	1	7	.143	2	4	.500	5	4	9	6	1	0	2	0	0	7	1.8
Prigioni	4	0	43	2	6	.333	2	5	.400	0	0	---	2	4	6	4	5	0	1	2	0	6	1.5
Thomas	2	1	16	1	1	1.000	0	0	---	1	2	.500	0	3	3	0	2	0	0	0	1	3	1.5
Novak	3	0	53	1	7	.143	0	4	.000	0	0	---	0	5	5	1	1	0	0	0	0	2	0.7
Carby	1	0	5	0	0	---	0	0	---	0	0	---	0	0	1	2	0	0	2	0	0	0.0	
White	3	0	10	0	1	.000	0	4	.000	0	0	---	0	1	1	0	2	0	1	0	0	0	0.0
Knicks	4	985	141	330	.427	37	99	374	55	76	.724	45	116	161	67	76	0	32	37	11	374	93.5	
Nets	4	985	139	311	.447	35	95	368	54	76	.711	47	130	177	86	80	0	16	58	16	367	91.8	

2012-13 Bobcats vs. Knicks

Player	G	GS	Min	FG	FGA	Pct	3P	3PA	Pct	FT	FTA	Pct	OR	DR	Reb	Ast	PF	Dq	Stl	TO	Blk	Pts	Avg
Henderson	3	2	110	27	46	.587	5	11	.455	21	25	.840	3	13	16	8	7	0	2	5	2	80	26.7
Walker	3	3	106	23	49	.469	5	14	.357	13	14	.929	3	6	9	32	2	0	4	7	0	64	21.3
Kidd-Gilchrist	3	3	89	16	26	.615	0	0	---	2	2	1.000	4	12	16	4	8	0	2	4	2	34	11.3
Gordon	3	0	61	12	28	.429	7	16	.438	0	0	---	0	5	5	4	5	0	1	6	0	31	10.3
Taylor	3	1	75	10	16	.625	2	5	.400	4	4	1.000	1	4	5	6	7	0	0	2	0	26	8.7
Sessions	1	0	14	3	7	.429	0	1	.000	2	2	1.000	1	4	5	1	0	0	0	2	0	8	8.0
Mullens	1	1	19	3	8	.375	0	1	.000	0	0	---	0	5	5	3	3	0	0	1	1	6	6.0
McRoberts (Tot)	4	2	111	8	16	.500	0	0	---	5	6	.833	8	19	27	17	13	1	1	8	2	21	5.3
McRoberts (CHB)	2	2	64	6	9	.667	3	0	---	4	4	1.000	2	9	11	10	8	1	7	1	16	8.0	
Thomas	0	0	2	3	3	.667	1	1	1.000	0	0	---	0	0	0	1	0	0	0	0	0	5	5.0
Byombo	3	2	108	6	13	.462	0	0	---	2	7	.286	9	23	32	4	7	0	1	1	5	14	4.7
Pargo (Tot)	3	0	38	5	17	.294	4	10	.400	0	0	---	0	1	1	4	5	0	2	5	0	14	4.7
Pargo (CHB)	2	0	33	5	17	.294	4	10	.400	0	0	---	0	1	1	3	4	0	2	4	0	14	7.0
Adrien	1	0	12	1	2	.500	0	0	---	2	2	1.000	1	4</									

CHICAGO BULLS

CLEVELAND CAVALIERS

1901 West Madison Street
Chicago, IL 60612
(312) 455-4000



Executive Vice President-Basketball Operations John Paxson
Head Coach..... Tom Thibodeau
Assistant Coaches Andy Greer, Adrian Griffin,
Ed Pinckney, Mike Wilhelm
Head Athletic Trainer..... Fred Tedeschi
Senior Director, Public & Media Relations Tim Hallam
Director, Public & Media Relations Sebrina Brewster
Senior Manager, Public & Media Relations..... Matt Yob
Manager, Public & Media Relations..... Shaun Hickbottom
Home Court..... United Center (20,917)
Radio..... Chuck Swirsky, Bill Wennington,
Steve Kashul (WMVP 1000 AM); Omar Ramos,
Matt Moreno (WRTD 1200 AM Spanish)
Television Neil Funk, Stacey King (WGN, WCUI,
Comcast SportsNet Chicago)

2012-13 Results

Dec. 8at CHIL 85-93
Dec. 21at MSGL 106-110
Jan. 11at MSGL 101-108
Apr. 11at CHIL 111-118*

Overall Record 96-112
Home Record 57-42
MSG IV Record 54-42
Road Record 34-68
United Center Record 7-28
Neutral Record 5-2

Knicks High Points43, Carmelo Anthony, Apr. 8, 2012*
.....43, Toby Knight, Dec. 15, 1978
Bulls High Points55, Michael Jordan, Mar. 28, 1995

Knicks Team High Points 143, Mar. 24, 1979**
Bulls Team High Points 148, Mar. 24, 1979**

2012-13 Bulls vs. Knicks																							
Player	G	GS	Min	FG	FGA	Pct	3P	3PA	Pct	FT	FTA	Pct	OR	DR	Reb	Ast	PF	Dq	Stl	TO	Blk	Pts	Avg
Deng	4	4	164	38	73	.521	7	14	500	17	19	.895	7	24	31	9	14	0	4	9	2	100	25.0
Robinson	4	0	87	19	46	.413	8	19	421	19	20	.950	1	11	12	12	6	0	1	6	1	65	16.3
Belinelli	4	3	144	19	40	.475	6	13	462	19	23	.826	0	17	17	10	10	0	6	6	0	63	15.8
Hamilton	2	1	45	12	23	.522	1	2	500	3	5	.600	0	6	6	9	5	0	1	1	0	28	14.0
Boozer	4	4	128	18	42	.429	0	0	---	15	18	.833	5	33	38	6	14	0	4	13	4	51	12.8
Noah	3	3	114	9	21	.429	0	0	---	16	18	.889	8	23	31	12	12	1	5	14	9	34	11.3
Butler	4	1	115	15	31	.484	2	5	400	4	7	.571	12	15	27	5	7	0	5	1	4	36	9.0
Hinrich	4	4	140	11	27	.407	6	16	375	8	8	1.000	3	19	22	23	11	0	5	6	4	36	9.0
Gibson	3	0	37	8	12	.667	0	0	---	0	4	.000	2	2	4	2	8	0	1	5	0	16	5.3
Cook (Tot)	3	0	29	3	9	.333	3	6	500	0	0	---	0	2	2	1	1	0	1	0	1	9	3.0
Cook (CHI)	1	0	0	0	0	---	0	0	---	0	0	---	0	0	0	0	0	0	0	0	0	0.0	
Thomas (Tot)	2	0	6	0	1	.000	0	0	---	1	2	.500	0	0	0	0	1	0	0	0	0	1	0.5
Thomas (CHI)	1	0	0	0	0	---	0	0	---	0	0	---	0	0	0	0	0	0	0	0	0	0.0	
Mohammed	1	0	5	0	0	---	0	0	---	0	0	---	0	1	1	0	0	0	0	0	1	0	0.0
Radmanovic	1	0	0	0	0	---	0	0	---	0	0	---	0	0	0	0	0	0	0	0	0	0.0	
Teague	3	0	4	0	1	.000	0	0	---	0	0	---	0	1	1	1	0	0	0	0	0	0	0.0
Bulls	4	985	149	316	472	.30	69	435	101	122	.828	38	152	190	89	89	1	32	63	25	429	107.3	
Knicks	4	985	144	369	.390	37	101	.366	78	98	.796	54	119	173	63	98	4	34	63	17	403	100.8	

2012-13 Knicks vs. Bulls																							
Player	G	GS	Min	FG	FGA	Pct	3P	3PA	Pct	FT	FTA	Pct	OR	DR	Reb	Ast	PF	Dq	Stl	TO	Blk	Pts	Avg
Anthony	3	3	127	37	91	.407	5	18	.278	25	27	.926	9	21	30	8	10	0	4	6	3	104	34.7
Felton	3	3	119	26	68	.382	4	13	.308	11	12	.917	5	11	16	14	7	0	4	8	1	67	22.3
Smith	4	0	148	28	78	.359	9	21	.429	17	21	.810	9	20	29	8	20	2	1	6	3	82	20.5
Chandler	3	3	109	8	17	.471	0	0	---	12	18	.632	21	23	44	3	11	0	2	7	4	28	9.3
Copeland	3	1	45	7	23	.304	4	12	.333	6	8	.750	1	5	6	2	6	1	1	2	2	24	8.0
Shumpert	1	1	26	3	3	1.000	1	1	1.000	0	0	---	0	1	1	0	6	1	1	0	0	7	7.0
Prigioni	4	1	78	10	18	.556	3	6	.500	1	2	.500	1	4	5	15	13	1	5	8	0	24	6.0
Wallace	1	0	16	2	6	.333	2	4	.500	0	0	---	0	3	3	0	0	0	2	2	1	6	6.0
Stoudemire	1	0	19	2	4	.500	0	0	---	1	2	.500	0	1	1	0	5	0	0	0	0	5	5.0
White	3	1	30	6	10	.600	2	2	1.000	1	2	.500	1	1	2	2	4	0	3	0	0	15	5.0
Thomas	3	2	32	7	9	.778	0	0	---	0	0	---	0	4	5	2	2	0	3	0	1	14	4.7
Kidd	4	3	119	5	22	.227	4	13	.308	0	0	---	5	15	20	7	9	0	4	5	2	14	3.5
Novak	4	0	92	3	11	.273	3	8	.375	4	4	1.000	0	8	8	2	5	0	2	0	0	13	3.3
Brewer	2	2	27	0	9	.000	0	3	.000	0	1	.000	1	2	3	0	0	0	2	0	0	0	0.0
Knicks	4	985	144	369	.390	37	101	.366	78	98	.796	54	119	173	63	98	4	34	63	17	403	100.8	
Bulls	4	985	149	316	.472	30	69	.435	101	122	.828	38	152	190	89	89	1	32	63	25	429	107.3	



Knicks Assistant Coach Darrell Walker was a member of the 1993 NBA Champion Chicago Bulls.

2013-14 Schedule

Oct. 31at CHI 8:00 p.m.
Dec. 11at MSG 8:00 p.m.
Mar. 2at CHI 1:00 p.m.
Apr. 13at MSG 1:00 p.m.

Overall Streak..... Lost 5
Last Win Apr. 8, 2012
Last Loss Apr. 11, 2013

Home Streak Lost 2
Last Win Apr. 8, 2012
Last Loss Jan. 11, 2013

Road Streak Lost 4
Last Win Nov. 4, 2010
Last Loss Apr. 11, 2013



Cavs radio analyst Jim Chones had 16 points in Walt Frazier's return to MSG as a member of the Cavs on Oct. 25, 1977.

2012-13 Results

Dec. 15at MSG W 103-102
Mar. 4at CLE W 102-97
Apr. 12at CLE W 101-91

Overall Record 106-81
Home Record 66-27
MSG IV Record 66-27
Road Record 40-54
Quicken Loans Arena Record 12-24
Neutral Record 0-0

Knicks High Points44, Patrick Ewing, Nov. 7, 1993*
Cavaliers High Points52, LeBron James, Feb. 4, 2009

Knicks Team High Points 133, Nov. 24, 1979
Cavaliers Team High Points 136, Feb. 14, 1978**



Quicken Loans Arena
One Center Court
Cleveland, OH 44115
(216) 420-2000

General Manager..... Chris Grant
Head Coach..... Mike Brown
Assistant CoachesBernie Bickerstaff, Jim Boylan, Igor Kokoskov,
Bret Briellemaier, Jamahl Mosley
Head Athletic Trainer..... Stephen Spiro
Senior Vice President, Communications/Broadcasting..... Tad Carper
Director of Basketball Communications B.J. Evans
Basketball Communications Manager Jeff Schaefer
Sports Communications Coordinator Cherome Owens
Senior Director of Corporate Communications Phyllis Salem
Home Court..... Quicken Loans Arena (20,562)
Radio.....John Michael, Jim Chones, Mike Snyder (WTAM 1100)
TelevisionFred McLeod, Austin Carr, Allie Clifton (Fox Sports Ohio)

2013-14 Schedule

Dec. 10at CLE 7:00 p.m.
Jan. 30at MSG 8:00 p.m.
Mar. 8at CLE 7:30 p.m.
Mar. 23at MSG 7:30 p.m.

Overall Streak..... Won 3
Last Win Apr. 12, 2013
Last Loss Apr. 20, 2012

Home Streak Won 4
Last Win Dec. 15, 2012
Last Loss Mar. 4, 2011

Road Streak Won 2
Last Win Apr. 12, 2013
Last Loss Apr. 20, 2012

2012-13 Cavaliers vs. Knicks

Player	G	GS	Min	FG	FGA	Pct	3P	3PA	Pct	FT	FTA	Pct	OR	DR	Reb	Ast	PF	Dq	Stl	TO	Blk	Pts	Avg
Irving	3	3	112	35	72	.486	10	23	.435	14	17	.824	4	11	15	17	6	0	3	7	0	94	31.3
Miles	2	1	63	10	25	.400	5	15	.333	3	4	.750	2	8	10	2	3	0	3	2	0	28	14.0
Thompson	3	3	80	17	21	.810	0	0	---	5	12	.417	6	17	23	2	4	0	0	8	1	39	13.0
Gee	3	3	106	10	27	.370	3	9	.333	8	10	.800	3	11	14	1	14	1	4	7	1	31	10.3
Speights (Tot)	3	1	52	12	23	.522	0	0	---	4	6	.667	4	8	12	1	8	0	1	4	1	28	9.3
Speights (CLE)	2	1	41	10	17	.588	0	0	---	3	4	.750	4	7	11	1	5	0	1	3	0	23	11.5
Casspi	1	0	22	4	10	.400	0	4	.000	1	1	1.000	1	5	6	2	3	0	2	0	1	9	9.0
Varejao	1	1	36	3	6	.500	0	0	---	3	5	.600	2	6	8	5	4	0	1	0	0	9	9.0
Ellington (Tot)	3	2	81	9	22	.409	3	11	.273	4	4	1.000	1	4	5	6	2	0	4	3	0	25	8.3
Ellington (CLE)	2	2	64	7	18	.389	2	9	.222	4	4	1.000	1	4	5	5	1	0	3	2	0	20	10.0
Livingston (Tot)	3	0	69	6	12	.500	0	0	---	2	2	1.000	2	6	8	6	2	0	2	3	1	14	4.7
Livingston (CLE)	2	0	52	5	10	.500	0	0	---	2	2	1.000	2	4	6	5</							

DALLAS MAVERICKS

DENVER NUGGETS

American Airlines Center
2500 Victory Avenue
Dallas, TX 75219
(214) 665-4660



President of Basketball Operations..... Donn Nelson
Head Coach..... Rick Carlisle
Assistant Coaches..... Kaleb Canales, Monte Mathis,
Tony Brown, Darrell Amrstrong
Head Athletic Trainer..... Casey Smith
Director of Basketball Communications..... Sarah Melton
Basketball Communications Manager..... Scott Tomlin
Basketball Communications Coordinator..... Alan Rakowski
Corporate Communications/Community Relations..... Gina Calvert
Home Court..... American Airlines Center (19,200)
Radio..... Chuck Cooperstein, Brad Davis (103.3 FM);
Victor Villalba (1270 AM Spanish)
Television..... Mark Followill, Derek Harper,
Jeff Wade (Fox Sports Southwest)

2012-13 Results

Nov. 9at MSG..... W 104-94
Nov. 21at DAL..... L 111-114

Overall Record..... 31-33
Home Record..... 19-13
MSG IV Record..... 19-13
Road Record..... 12-20
American Airlines Center Record..... 1-11
Neutral Record..... 0-0

Knicks High Points..... 50, Bernard King, Feb. 1, 1984
Mavericks High Points..... 41, Rolando Blackman, Jan. 13, 1987

Knicks Team High Points..... 128, Mar. 13, 2010
Mavericks Team High Points..... 128, Jan. 24, 2010

2012-13 Mavericks vs. Knicks																							
Player	G	GS	Min	FG	FGA	Pct	3P	3PA	Pct	FT	FTA	Pct	OR	DR	Reb	Ast	PF	Dq	Stl	TO	Blk	Pts	Avg
Mayo	2	2	64	17	33	.515	8	17	.471	8	9	.889	1	6	7	5	6	0	1	9	0	50	25.0
Carter	2	0	48	15	31	.484	6	15	.400	4	7	.571	1	7	8	0	6	0	1	0	1	40	20.0
Kaman	2	1	55	11	17	.647	0	0	---	2	3	.667	3	9	12	3	8	0	0	4	1	24	12.0
Collison	2	2	64	8	19	.421	1	4	.250	6	6	1.000	1	4	5	15	2	0	2	7	0	23	11.5
B. Wright	1	1	19	4	7	.571	0	0	---	3	3	1.000	1	3	4	0	0	0	0	0	0	11	11.0
Crowder	2	1	51	7	14	.500	4	9	.444	1	2	.500	0	7	7	2	6	0	2	5	0	19	9.5
Maron	1	1	34	3	6	.500	1	2	.500	0	0	---	3	4	7	3	1	0	2	3	0	7	7.0
Brand	2	1	44	3	8	.375	0	0	---	6	7	.857	4	11	15	3	8	0	3	2	2	12	6.0
Beaubois	1	0	14	2	7	.286	0	3	.000	1	1	1.000	1	2	3	1	0	0	1	1	0	5	5.0
Da. Jones	2	0	30	2	7	.286	1	3	.333	4	4	1.000	0	6	6	0	6	0	0	1	0	9	4.5
Do. Jones	2	0	18	3	11	.273	0	0	---	0	0	---	4	2	6	6	1	0	0	1	0	6	3.0
Murphy	2	1	37	0	6	.000	0	4	.000	2	2	1.000	1	11	12	1	2	0	0	0	0	2	1.0
Cunningham	1	0	1	0	0	---	0	0	---	0	0	---	0	0	0	0	0	0	0	0	0	0	0.0
B. James	1	0	1	0	0	---	0	0	---	0	0	---	0	0	0	0	0	0	0	0	0	0	0.0
Mavericks	2	480	75	166	.452	21	57	.368	37	44	.841	20	72	92	39	46	0	12	34	4	208	104.0	
Knicks	2	480	74	161	.460	23	53	.434	44	60	.733	16	64	80	42	38	1	22	23	6	215	107.5	

2012-13 Knicks vs. Mavericks																							
Player	G	GS	Min	FG	FGA	Pct	3P	3PA	Pct	FT	FTA	Pct	OR	DR	Reb	Ast	PF	Dq	Stl	TO	Blk	Pts	Avg
Anthony	2	2	75	17	38	.447	4	9	.444	16	22	.727	0	13	13	5	11	1	1	10	2	54	27.0
Smith	2	0	65	13	29	.448	4	7	.571	6	6	1.000	0	4	4	2	5	0	5	1	1	36	18.0
Chandler	2	2	70	12	17	.706	0	0	---	8	12	.667	10	12	22	1	4	0	2	4	1	32	16.0
Felton	2	2	77	11	28	.393	2	6	.333	2	5	.400	1	5	6	20	6	0	2	6	0	26	13.0
Kidd	2	2	51	7	11	.636	5	9	.556	4	4	1.000	0	7	7	8	3	0	8	0	0	23	11.5
Brewer	2	2	59	5	13	.385	3	5	.600	4	7	.571	4	4	8	3	4	0	2	0	1	17	8.5
Wallace	2	0	35	6	15	.400	3	11	.273	2	2	1.000	0	13	13	1	2	0	2	1	1	17	8.5
Novak	2	0	29	3	8	.375	2	5	.400	0	0	---	0	2	2	2	0	0	0	1	0	8	4.0
Barron (Tot)	1	0	3	1	1	1.000	0	0	---	0	0	---	0	2	2	0	0	0	0	0	0	2	2.0
Camby	1	0	8	0	0	---	0	0	---	2	2	1.000	1	3	4	0	0	0	0	0	0	2	2.0
Prigioni	1	0	10	0	2	.000	0	1	.000	0	0	---	0	1	1	1	0	0	0	0	0	0	0.0
Knicks	2	480	74	161	.460	23	53	.434	44	60	.733	16	64	80	42	38	1	22	23	6	215	107.5	
Mavericks	2	480	75	166	.452	21	57	.368	37	44	.841	20	72	92	39	46	0	12	34	4	208	104.0	



Rick Carlisle was the last Knicks player to wear jersey No. 3 three prior to John Starks.

2013-14 Schedule

Jan. 5at DAL..... 7:30 p.m.
Feb. 24at MSG..... 7:30 p.m.

Overall Streak..... Lost 1
Last Win..... Nov. 9, 2012
Last Loss..... Nov. 21, 2012
Home Streak..... Won 2
Last Win..... Nov. 9, 2012
Last Loss..... Feb. 2, 2011

Road Streak..... Lost 3
Last Win..... Mar. 13, 2010
Last Loss..... Nov. 21, 2012



Amar'e Stoudemire set a franchise record with eight consecutive 30-point efforts in Dec. 12, 2010 win over Denver.

2012-13 Results

Dec. 9at MSG..... W 112-106
Mar. 13at DEN..... L 94-117

Overall Record..... 41-36
Home Record..... 26-13
MSG IV Record..... 26-13
Road Record..... 15-23
Peppi Center Record..... 3-10
Neutral Record..... 0-0

Knicks High Points..... 41, Al Harrington, Nov. 27, 2009
Nuggets High Points..... 50, Carmelo Anthony, Nov. 27, 2009

Knicks Team High Points..... 143, Jan. 22, 1978*
Nuggets Team High Points..... 141, Jan. 22, 1978*

2012-13 Nuggets vs. Knicks																							
Player	G	GS	Min	FG	FGA	Pct	3P	3PA	Pct	FT	FTA	Pct	OR	DR	Reb	Ast	PF	Dq	Stl	TO	Blk	Pts	Avg
Chandler	1	0	25	9	12	.750	1	1	1.000	5	8	.625	0	4	4	0	4	0	2	2	1	24	24.0
Gallinari	2	2	63	11	24	.458	2	13	.154	13	16	.813	1	11	12	4	3	0	4	1	0	37	18.5
Lawson	2	2	66	11	23	.478	5	8	.625	9	10	.900	0	7	7	13	5	0	0	4	1	36	18.0
Igoudala	2	2	71	10	19	.526	4	8	.500	5	10	.500	1	12	13	9	3	0	3	9	1	29	14.5
Brewer	2	0	43	10	22	.455	1	6	.167	4	5	.800	2	2	4	1	1	0	2	3	1	25	12.5
Fariqi	2	2	54	9	17	.529	0	0	---	3	8	.375	6	11	17	1	5	0	1	1	2	21	10.5
Koufos	2	2	47	7	11	.636	0	0	---	0	1	.000	5	11	16	0	6	0	0	2	3	14	7.0
A. Miller	2	0	54	5	8	.625	0	0	---	4	4	1.000	1	1	2	9	4	0	2	4	0	14	7.0
McGee	2	0	27	5	11	.455	0	0	---	2	2	1.000	6	5	11	1	4	0	0	2	4	12	6.0
Fournier	1	0	7	1	2	.500	1	1	1.000	2	2	1.000	0	1	1	1	3	0	1	0	0	5	5.0
Hamilton	1	0	12	1	4	.250	0	1	.000	0	0	---	0	3	3	0	1	0	0	0	1	2	2.0
Mozgov	1	0	9	1	1	1.000	0	0	---	0	0	---	0	1	2	0	0	0	0	0	0	2	2.0
Randolph	1	0	3	1	2	.500	0	0	---	0	0	---	0	0	0	0	0	0	0	0	0	2	2.0
Nuggets	2	480	81	156	.519	14	38	.368	47	66	.712	23	70	93	40	40	0	15	31	14	223	111.5	
Knicks	2	480	71	165	.430	23	58	.397	41	59	.695	20	52	72	42	47	0	16	28	11	206	103.0	

2012-13 Knicks vs. Nuggets																								
Player	G	GS	Min	FG	FGA	Pct	3P	3PA	Pct	FT	FTA	Pct	OR	DR	Reb	Ast	PF	Dq	Stl	TO	Blk	Pts	Avg	
Anthony	2	2	61	13	36	.361	3	13	.231	14	20	.700	3	8	11	4	6	0	2	4	1	43	21.5	
Shumpert	1	1	33	8	10	.800	4	5	.800	0	0	---	0	1	1	2	0	1	2	0	1	20	20.0	
Smith	2	0	66	10	31	.323	5	12	.417	5	9	.556	1	13	14	8	7	0	3	3	0	30	15.0	
Kidd	2	1	43	5	9	.556	4	6	.667	6	6	1.000	1	3	4	8	4	0	1	2	0	20	10.0	
Chandler	2	2	55	9	12	.750	0	0	---	1	4	.250	6	8	14	1	5	0	0	0	1	2	19	9.5
Brewer	1	1	27	3	6	.500	1	4	.250	2	2	1.000	1	1	2	0	0	0	0	4	1	0	9	9.0
Felton	2	2	57	7	22	.318	2	4	.500	2	2	1.000	1											

DETROIT PISTONS

GOLDEN STATE WARRIORS

Six Championship Drive
Auburn Hills, MI 48326
(248) 377-0100



President, Basketball Operations..... Joe Dumars
Head Coach..... Maurice Cheeks
Assistant Coaches..... Henry Bibby, John Love, Maz Trakh
Head Athletic Trainer..... Mike Abdenour
Vice President, Public Relations..... Kevin Grigg
Director, Media Relations..... Cletus Lewis
Public Relations Coordinator..... Michelle Fikany
Home Court..... The Palace of Auburn Hills (22,076)
Radio..... George Blaha, Mark Champion,
Rick Mahorn (WXYZ 97.1 FM)
Television..... George Blaha, Greg Kelsor (FS Detroit)



Bill Bradley's first and last games as a pro were against Detroit

2012-13 Results

Nov. 25at MSG.....W121-100
Jan. 17DET (Lon).....W102-87
Feb. 4at MSG.....W99-85
Mar. 6at DET.....W87-77

Overall Record.....200-160
Home Record.....106-50
MSG IV Record.....70-28
Road Record.....75-93
The Palace of Auburn Hills Record.....19-30
Neutral Record.....19-17

Knicks High Points.....49, Willie Naulls, Feb. 7, 1961
Pistons High Points.....51, Richard Hamilton, Dec. 27, 2006***

Knicks Team High Points.....151, Dec. 27, 2006***
Pistons Team High Points.....147, Dec. 13, 1959

2013-14 Schedule

Nov. 19at DET.....7:30 p.m.
Jan. 7at MSG.....7:30 p.m.
Mar. 3at DET.....7:30 p.m.

Overall Streak.....Won 7
Last Win.....Mar. 6, 2013
Last Loss.....Mar. 18, 2011

Home Streak.....Won 7
Last Win.....Feb. 4, 2013
Last Loss.....Apr. 8, 2009

Road Streak.....Won 3
Last Win.....Mar. 6, 2013
Last Loss.....Mar. 18, 2011

2012-13 Pistons vs. Knicks

Player	G	GS	Min	FG	FGA	Pct	3P	3PA	Pct	FT	FTA	Pct	OR	DR	Reb	Ast	PF	Dq	Stl	TO	Blk	Pts	Avg				
Calderon (Tot)	2	2	67	11	22	.500	2	4	1.000	0	0	0	2	3	0	25	12.5										
Calderon (DET)	2	2	67	11	22	.500	2	4	1.000	0	0	0	2	3	0	25	12.5										
Singler	4	4	131	18	34	.529	7	14	.500	6	7	.857	3	13	16	6	13	0	2	6	2	49	12.3				
Bynum	4	0	82	20	38	.526	2	4	.500	6	7	.857	1	4	5	7	6	0	3	9	0	48	12.0				
Monroe	3	3	101	14	33	.424	0	0	0	0	0	0	8	11	7	27	9	16	25	14	4	0	5	13	3	36	12.0
Knight	4	4	120	16	44	.364	8	22	.364	4	6	.667	2	7	9	9	5	0	0	8	1	44	11.0				
Jerebko	2	1	43	9	15	.600	1	1	1.000	1	3	.333	5	4	9	2	5	0	4	3	0	20	10.0				
Villanueva	3	0	54	12	32	.375	4	13	.308	0	2	.000	5	9	14	3	3	0	0	0	0	28	9.3				
Maggette	1	0	17	2	5	.400	1	1	1.000	4	5	.800	0	2	2	0	4	0	1	1	0	9	9.0				
Prince	2	2	68	8	21	.381	0	1	.000	2	6	.333	1	7	8	6	2	0	3	5	0	18	9.0				
Wolacek	4	0	22	5	10	.500	3	5	.600	7	12	.583	1	11	12	10	4	0	5	8	1	25	6.3				
Maxiell	4	4	103	11	22	.500	0	0	0	0	0	0	8	12	20	1	10	0	2	5	6	22	5.5				
Drummond	3	0	50	7	19	.368	0	0	0	0	0	0	1	4	25	11	15	26	1	8	4	2	6	15.0			
Daye	2	0	14	2	3	.667	0	0	0	0	0	0	0	1	1	1	3	0	0	0	0	4	2.0				
Kravtsov	3	0	15	3	3	1.000	0	0	0	0	0	0	0	2	2	1	2	0	0	3	1	6	2.0				
English	2	0	6	0	2	.000	0	0	0	0	0	0	0	0	0	0	0	0	0	0	0	0	0	0.0			
Pistons	4	960	142	321	442	.452	25	70	357	40	66	.606	46	107	153	80	70	0	31	67	19	349	87.3				
Knicks	4	960	138	305	452	.55	133	414	78	93	.839	48	127	175	86	72	1	39	63	16	409	102.3					

2012-13 Knicks vs. Pistons

Player	G	GS	Min	FG	FGA	Pct	3P	3PA	Pct	FT	FTA	Pct	OR	DR	Reb	Ast	PF	Dq	Stl	TO	Blk	Pts	Avg	
Anthony	3	3	108	28	54	.519	10	18	.556	16	18	.889	4	8	12	10	10	0	1	15	2	82	27.3	
Stoudemire	3	0	79	19	31	.613	0	0	0	21	23	.913	9	7	16	1	11	0	3	7	2	59	19.7	
Smith	4	0	139	21	60	.350	11	34	.324	14	16	.875	4	20	24	16	7	0	9	9	0	67	16.8	
Copeland	1	0	22	5	10	.500	3	5	.600	2	2	1.000	0	1	1	0	6	1	1	0	1	15	15.0	
Felton	3	3	103	18	34	.529	5	9	.556	3	4	.750	4	11	15	23	5	0	5	10	1	44	14.7	
Novak	4	0	88	12	30	.400	10	23	.435	3	3	1.000	3	6	9	1	4	0	2	1	2	37	9.3	
Shumpert	3	3	51	8	16	.500	7	9	.778	2	4	.500	3	7	10	5	6	0	2	2	1	25	8.3	
Chandler	4	4	129	11	20	.550	0	0	0	11	16	.688	13	39	52	2	11	0	1	6	5	33	8.3	
Kidd	4	3	104	7	24	.292	6	23	.261	0	0	0	0	2	16	18	16	4	0	9	4	1	20	5.0
Copeland	3	1	25	5	10	.500	1	3	.333	3	4	.750	2	1	3	0	1	0	0	1	0	14	4.7	
Prigioni	4	0	62	2	7	.286	1	5	.200	1	1	1.000	2	4	6	8	4	0	3	5	0	6	1.5	
Camby	2	0	10	0	2	.000	0	0	0	0	0	0	0	2	2	1	0	0	0	0	0	0	0.0	
White	4	1	16	1	3	.333	1	2	.500	0	0	0	0	0	1	1	4	0	0	0	0	3	0.8	
Brewer	3	1	20	1	3	.333	0	2	.000	0	0	0	0	0	1	2	0	1	0	3	0	1	2	0.7
Barron (Tot)	1	0	10	0	2	.000	0	0	0	0	0	0	0	2	2	4	0	1	0	0	1	0	0.0	
Thomas	1	1	4	0	1	.000	0	0	0	0	0	0	0	2	2	0	1	0	0	0	2	0	0.0	
Knicks	4	960	138	305	452	.55	133	414	78	93	.839	48	127	175	86	72	1	39	63	16	409	102.3		
Pistons	4	960	142	321	442	.452	25	70	357	40	66	.606	46	107	153	80	70	0	31	67	19	349	87.3	



Knicks played its first and only game in Westchester County against the Philadelphia Warriors on Mar. 3, 1954.

2012-13 Results

Feb. 27at MSG.....W109-105
Mar. 11at GSW.....L63-92

Overall Record.....159-170
Home Record.....86-63
MSG IV Record.....35-23
Road Record.....58-84
ORACLE Arena Record.....20-30
Neutral Record.....15-23

Knicks High Points.....50, Richie Guerin, Feb. 25, 1962
Warriors High Points.....100, Wilt Chamberlain, Mar. 2, 1962

Knicks Team High Points.....149, Feb. 25, 1962
Warriors Team High Points.....169, Mar. 2, 1962

2013-14 Schedule

Feb. 28at MSG.....8:00 p.m.
Mar. 30at GSW.....9:00 p.m.

Overall Streak.....Lost 1
Last Win.....Feb. 27, 2012
Last Loss.....Mar. 11, 2013

Home Streak.....Won 1
Last Win.....Feb. 27, 2013
Last Loss.....Nov. 10, 2010

Road Streak.....Lost 2
Last Win.....Nov. 19, 2010
Last Loss.....Mar. 11, 2013



1011 Broadway
Oakland, CA 94607
(510) 986-2200

General Manager.....Bob Myers
Head Coach.....Mark Jackson
Assistant Coaches.....Pete Myers, Darren Erman, Brian Scalabrine,
Jerry DeGregorio, Joe Boylan
Head Athletic Trainer.....JoHAn Wang
Vice President, Communications.....Raymond Ridder
Senior Director, Public Relations.....Dan Martinez
Assistants, Public Relations.....Brett Winkler, Ryan Donough
Director, Corporate Communications.....Lisa Goodwin
Home Court.....Oracle Arena (19,596)
Radio.....Tim Roye, Tom Tolbert (KNBR 680/1050 AM)
Television.....Bob Fitzgerald, Jim Barnett
(Comcast SportsNet Bay Area)

2012-13 Warriors vs. Knicks

Player	G	GS	Min	FG	FGA	Pct	3P	3PA	Pct	FT	FTA	Pct	OR	DR	Reb	Ast	PF	Dq	Stl	TO	Blk	Pts	Avg
Curry	2	2	85	27	46	.587	17	23	.739	9	9	1.000	1	11	12	10	4	0	4	6	0	80	40.0
Lee	1	1	38	7	15	.467	0	0	0	7	8	.875	3	7	10	8	5	0	0	4	0	21	21.0
Thompson	2	2	71	12	31	.387	4	13	.308	1	2	.500	2	7	9	1	9	0	4	0	2	29	14.5
Jack	2	0	64	8	22	.364	2	5	.400	0	0	0	1	5	6	3	2	0	0	8	0	18	9.0
Landry	2	0	47	3	5	.600	0	0	0	9	10	.900	1	8	9	3	3	0	1	8	0	15	7.5
Bazemore	1	0	5	2	4	.500	1	2	.500	0	0	0	0	1	0	1	0	0	0	0	0	5	5.0
Barnes	2	2	36	3	9	.333	1	1	1.000	1	2	.500	1	3	4	1	6	0	0	2	0	8	4.0
Bogut	1	1	23	1	4	.250	0	0	0	2	2	1.000	2	9	11	1	5	0	2	0	1	4	4.0
Ezeli	2	0	32	2	4	.500	0	0	0	2	4	.500	5	11	16	1	3	0	0	1	3	6	3.0
Green	2	1	40	2	5	.400	0	1	.000	1	2	.500	0										

HOUSTON ROCKETS

INDIANA PACERS

Toyota Center
1510 Polk Street
Houston, TX 77002
(713) 758-7200



General Manager.....Daryl Morey
Head Coach.....Kevin McHale
Assistant Coaches.....Kelvin Sampson, John-Blair Bickerstaff, Chris Finch, Dean Cooper
Senior Vice President of Basketball Operations.....Keith Jones
Senior Manager of Media & Player Relations.....Tracey Hughes
Senior Manager of Media Services.....Bob Schranz
Home Court.....Toyota Center (18,023)
Radio.....Craig Ackerman, Joel Blank (KBME 790 AM); Adrian Chavarria (KEYH 850 AM Spanish)
Television.....Bill Worrell, Matt Bullard, Clyde Drexler (Comcast SportsNet Houston)

DID YOU KNOW



Mike Woodson scored a career high 48 points with Kansas City against the Rockets on Feb. 20, 1983.

DID YOU KNOW



In 2003-04, Metta World Peace became the first and only Pacer to be named the NBA Defensive Player of the Year.



125 South Pennsylvania Street
Indianapolis, IN 46204
(317) 917-2500

President of Basketball Operations.....Larry Bird
Head Coach.....Frank Vogel
Assistant Coaches.....Nate McMillan, Dan Burke, Jimmy Powell
Head Athletic Trainer/Team Administrator.....Josh Corbeil
Director/Indiana Pacers Media Relations.....David Benner
Senior Public Information Manager.....Krissey Myers
Public Information Assistant.....Tim Edwards
Home Court.....Bankers Life Fieldhouse (18,165)
Radio.....Mark Boyle, Bob Leonard, Kevin Lee (1070 AM)
TV.....Quinn Buckner, Chris Denari, Austin Croshere, Brooke Olzendam (FSN Indiana)

2012-13 Results

Nov. 23at HOUL 103-131
Dec. 17at MSGL 96-109

Overall Record.....69-62
Home Record.....41-23
MSG IV Record.....39-23
Road Record.....27-38
Toyota Center Record.....1-9
Neutral Record.....1-1
Knicks High Points.....43, Walt Frazier, Oct. 30, 1969
Rockets High Points.....42, Hakeem Olajuwon, Jan. 16, 1993
Knicks Team High Points.....130, Nov. 20, 1979*
Rockets Team High Points.....130, Nov. 16, 1979
Rockets Team High Points.....139, Mar. 19, 1980

2013-14 Schedule

Nov. 14at MSG.....8:00 p.m.
Jan. 3at HOU8:00 p.m.

Overall Streak.....Lost 7
Last Win.....Jan. 26, 2009
Last Loss.....Dec. 17, 2012
Home Streak.....Lost 3
Last Win.....Jan. 26, 2009
Last Loss.....Dec. 17, 2012
Road Streak.....Lost 8
Last Win.....Nov. 18, 2004
Last Loss.....Nov. 23, 2012

2012-13 Results

Nov. 18at MSG.....W88-76
Jan. 10at IND.....L76-81
Feb. 20at IND.....L91-125
Apr. 14at MSG.....W90-80

President of Basketball Operations.....Larry Bird
Head Coach.....Frank Vogel
Assistant Coaches.....Nate McMillan, Dan Burke, Jimmy Powell
Head Athletic Trainer/Team Administrator.....Josh Corbeil
Director/Indiana Pacers Media Relations.....David Benner
Senior Public Information Manager.....Krissey Myers
Public Information Assistant.....Tim Edwards
Home Court.....Bankers Life Fieldhouse (18,165)
Radio.....Mark Boyle, Bob Leonard, Kevin Lee (1070 AM)
TV.....Quinn Buckner, Chris Denari, Austin Croshere, Brooke Olzendam (FSN Indiana)

Overall Record.....86-71
Home Record.....56-22
MSG IV Record.....56-22
Road Record.....29-50
Bakers Life Fieldhouse Record.....7-20
Neutral Record.....0-0

2013-14 Schedule

Nov. 20at MSG.....7:00 p.m.
Jan. 16at IND.....7:00 p.m.
Mar. 19at MSG.....8:00 p.m.

Knicks High Points.....52, Bernard King, Nov. 24, 1984
Pacers High Points.....47, Chuck Person, Jan. 31, 1989
Knicks Team High Points.....141, Dec. 20, 1988
Pacers Team High Points.....132, Apr. 16, 2008
Overall Streak.....Won 1
Last Win.....Apr. 14, 2013
Last Loss.....Feb. 20, 2013

Home Streak.....Won 3
Last Win.....Apr. 14, 2013
Last Loss.....Mar. 13, 2011
Road Streak.....Lost 3
Last Win.....Mar. 17, 2012
Last Loss.....Feb. 20, 2013

2012-13 Rockets vs. Knicks

Player	G	GS	Min	FG	FGA	Pct	3P	3PA	Pct	FT	FTA	Pct	OR	DR	Reb	Ast	PF	Dq	Stl	TO	Blk	Pts	Avg
Harden	2	2	77	16	33	.485	5	11	.455	24	25	.960	1	13	14	12	6	0	3	4	1	61	30.5
Parsons	2	2	73	17	26	.654	5	11	.455	1	2	.500	1	9	10	7	2	0	9	3	1	40	20.0
Lin	2	2	74	15	27	.556	2	8	.250	3	4	.750	1	10	11	12	5	0	4	8	0	35	17.5
Delfino	1	0	29	8	9	.889	4	7	.571	0	0	---	0	5	5	0	2	0	2	0	0	16	16.0
Asik	2	2	54	8	16	.500	0	0	---	8	10	.800	4	12	16	3	4	0	2	4	4	24	12.0
Robinson (Tot)	1	0	26	4	8	.500	0	0	---	3	4	.750	2	2	4	0	1	0	1	2	1	11	11.0
Brooks (Tot)	1	0	19	4	6	.667	2	3	.667	0	0	---	0	1	1	3	0	0	1	3	1	10	10.0
Patterson	1	1	20	5	7	.714	0	0	---	0	0	---	2	3	5	0	3	0	0	0	0	10	10.0
Douglas	2	0	35	6	15	.400	3	6	.500	3	3	1.000	2	5	7	3	2	0	1	6	0	18	9.0
Morris	2	1	46	6	14	.429	2	4	.500	3	4	.750	1	6	7	2	3	0	0	2	2	17	8.5
Smith	2	0	33	4	8	.500	0	0	---	2	4	.500	3	9	12	0	5	0	1	1	1	10	5.0
Cook	2	0	29	3	9	.333	3	6	.500	0	0	---	0	2	2	1	1	0	1	0	1	9	4.5
Garcia (Tot)	2	1	46	2	7	.286	2	7	.286	0	0	---	0	2	2	2	2	0	2	1	0	6	3.0
Jones	2	0	9	0	3	.000	0	1	.000	0	0	---	2	0	2	0	0	0	0	1	0	0	0.0
Rockets	2	480	86	167	.515	24	54	.444	44	52	.846	17	74	91	40	33	0	21	32	10	240	120.0	
Knicks	2	480	76	176	.432	26	70	.371	21	30	.700	19	56	75	37	39	0	16	33	11	199	99.5	

2012-13 Knicks vs. Rockets

Player	G	GS	Min	FG	FGA	Pct	3P	3PA	Pct	FT	FTA	Pct	OR	DR	Reb	Ast	PF	Dq	Stl	TO	Blk	Pts	Avg
Anthony	1	1	35	14	24	.583	7	12	.583	2	2	1.000	0	3	4	2	4	0	0	7	0	37	37.0
Copeland	2	1	36	14	25	.560	3	7	.429	4	4	1.000	2	3	5	0	3	0	3	2	1	35	17.5
Felton	2	2	61	13	29	.448	4	10	.400	1	2	.500	1	2	3	12	1	0	1	7	1	31	15.5
Smith	2	0	55	9	26	.346	3	7	.429	8	10	.800	0	8	8	2	8	0	2	3	1	29	14.5
Prigioni	2	0	34	7	17	.412	3	12	.250	2	2	1.000	2	5	7	9	2	0	4	3	0	19	9.5
Chandler	2	2	63	6	11	.545	0	0	---	2	4	.500	10	15	25	2	8	0	0	2	4	14	7.0
Kidd	2	2	56	4	14	.286	2	8	.250	2	2	1.000	0	9	9	8	5	0	3	4	2	12	6.0
Novak	2	0	58	4	13	.308	4	12	.333	0	0	---	1	2	3	1	4	0	1	0	1	12	6.0
Brewer	2	2	35	3	6	.500	0	1	.000	0	0	---	2	4	6	1	1	0	2	2	0	6	3.0
White	2	0	31	2	9	.222	0	1	.000	0	0	---	0	3	3	0	2	0	0	2	0	4	2.0
Thomas	2	0	14	0	2	.000	0	0	---	0	0	---	2	0	2	0	1	0	0	0	1	0	0.0
Knicks	2	480	76	176	.432	26	70	.371	21	30	.700	19	56	75	37	39	0	16	33	11	199	99.5	
Rockets	2	480	86	167	.515	24	54	.444	44	52	.846	17	74	91	40	33	0	21	32	10	240	120.0	

2012-13 Pacers vs. Knicks

Player	G	GS	Min	FG	FGA	Pct	3P	3PA	Pct	FT	FTA	Pct	OR	DR	Reb	Ast	PF	Dq	Stl	TO	Blk	Pts	Avg
George	4	4	153	30	70	.429	11	32	.344	9	10	.900	7	22	29	22	11	0	10	9	3	80	20.0
West	4	4	130	20	41	.488	0	2	.000	15	18	.833	6	23	29	10	6	0	3	12	5	55	13.8
Stephenson	4	4	127	18	37	.486	6	16	.375	7	9	.778	1	18	19	13	7	0	5	11	0	49	12.3
Pendergraph	4	0	52	12	18	.667	0	0	---	8	8	1.000	4	9	13	3	4	0	0	2	0	32	8.0
Hill	4	4	130	9	28	.321	6	20	.300	5	8	.625	0	12	12	20	6	0	3	7	1	29	7.3
Young	3	0	47	6	9	.667	1	2	.500	6	12	.500	4	8	12	5	8	0	1	2	0	19	6.3
T. Hansbrough	4	0	67	4	14	.286	0	0	---	14	22	.636	11	10	21	1	8	0	1	8	2	22	5.5
Hibbert	4	4	90	10	24	.417	0	0	---	2	4	.500	9	16	25	2	17	1	0	14	9	22	5.5
Johnson	2	2	22	3	10	.300	0	4	.750	2	2	1.000	2	6	1	0	0	0	1	0	0	11	5.5
Mahinmi	3	0	40	7	16	.438	0	0	---	1	3	.333	2	8	10	0	10	0	1	3	1	15	5.0
Green	4	0	42	6	15	.400	3	8	.375	0	0	---	1	11	12	2	1	0	2	2	2	15	3.8
Augustin	4	0	47	3	7	.429	2	6	.333	3	3	1.000	1	5	6	5	1	0	1	5	0	11	2.8
B. Hansbrough	3	0	10	1	4	.250	0	3	.000	0	0	---	0	0	0	1	1	0	0	1	0	2	0.7
Plumlee	1	0	4	0	1	.000	0	0	---	0	0	---	0	0	0	0	0	0	1	0	0	0	0.0
Pacers	4	960	129	294	.439	32	93	.344	72	99	.727	48	146	194	85	81	1	26	76	24	362	90.5	
Knicks	4	960	128	347	.369	27	104	.260	62	79	.785	55	115	170	65	86	1	35	49	16	345	86.3	

2012-13 Knicks vs. Pacers

Player	G	GS	Min	FG	FGA	Pct	3P	3PA	Pct	FT	FTA	Pct	OR	DR	Reb	Ast	PF	Dq	Stl	TO	Blk	Pts	Avg
Anthony	3	3	90	25	66	.379	4	17	.235	12	16	.750	7	13	20	2	12	0	3	3	0	66	22.0
Smith	4	0	119	23	62	.371	3	11	.273	9	14	.643	3	16	19	11	10	0	5	9	2	58	14.5
Chandler	3	3	100	12	26	.462	0	0	---	14	16	.875	17	18	35	1	6	0	3	4	5	38	12.7
Felton	3	3	90	15	37	.405	2	6	.333	2	2	1.000	2	4	14	5	0	4	5	0	34	11.3	
Copeland	4	1	70	18	34	.529	2	9	.222	5	7	.714	3	7	10	0	6	0	2	6	0	43	10.8
Wallace	1	0	17	3	7	.429	1	2	.500	2	2	1.000	0	7	7	0	1	0	0	1	1	9	9.0
Stoudemire	2	0	43	5	16	.313	0	0	---	6	8	.750	5	10	15	1	7	0	0	2	1	16	8.0
Novak	4	0	89	9	28	.321	9	24	.375	2	2	1.000	0	13	13	0	7	0	3	1	1	29	7.3
Shumpert	2	2	50	4	15	.267	2	8	.250	4	4	1.000	2	5	7	3	5	0	1	1	1	14	7.0
Barron (Tot)	1	0	15	0	4	.000	0	0	---	0	0	---	0	0	0	0	0	0	0	0	0	0	0.0
Camby	2	1	32	3	9	.333	0	0	---	1	3												

LOS ANGELES CLIPPERS

LOS ANGELES LAKERS

Los Angeles Clippers Training Center
6951 South Centinela Avenue
Playa Vista, CA 90094
(310) 862-6000



Senior Vice President of Basketball Operations &
Head Coach.....Glenn "Doc" Rivers
Assistant Coaches.....Alvin Gentry, Kevin Eastman, Armond Hill,
Tyronn Lue, Brendan O'Connor
Head Athletic Trainer.....Jasen Powell
Director, Communications.....Seth Burton
Director, Team PR & Publications.....Dennis Rogers
Assistant Director, Media Services & PR.....Ta'Nisha Cooper
Assistant Director, Communications & Publications.....Steven Esparza
Communications Assistant.....Aubrey Freckman
Home Court.....STAPLES Center (19,060)
Radio.....Brian Sieman, Ralph Lawler, Michael Smith (KFWB 980 AM);
Celso Gaspar (1330 AM Spanish)
Television.....Ralph Lawler, Michael Smith (Prime Ticket)

2012-13 Results

Feb. 10.....at MSG.....L.....88-102
Mar. 17.....at LAC.....L.....80-93

Overall Record.....69-49
Home Record.....42-19
MSG IV Record.....42-19
Road Record.....27-29
STAPLES Center Record.....2-11
Neutral Record.....0-1

Knicks High Points.....44, Patrick Ewing, Jan. 29, 1991*
Clippers High Points.....44, Blake Griffin, Nov. 20, 2010

Knicks Team High Points.....138, Jan. 3, 1980
Clippers Team High Points.....140, Mar. 25, 2009*

2011-12 Clippers vs. Knicks

Player	G	GS	Min	FG	FGA	Pct.	3P	3PA	Pct.	FT	FTA	Pct.	Off	Def	Reb	Ast	PF	Dq	Stl	TO	Blk	Pts	Avg	
Griffin	1	1	41	11	14	.786	0	1	.000	7	14	.500	3	7	10	6	4	0	2	1	0	29	29.0	
Foye	1	1	43	9	23	.391	4	12	.333	6	7	.857	1	4	5	4	2	0	3	1	0	28	28.0	
Young (Tot)	3	2	89	14	35	.400	5	13	.385	3	4	.750	0	7	7	3	7	0	1	5	0	36	12.0	
Young (LAC)	1	0	15	2	4	.500	1	1	1.000	0	0	0	0	0	0	0	2	0	0	1	0	5	5.0	
Butler	1	1	33	3	8	.375	3	6	.500	0	0	0	0	1	2	3	1	3	0	1	4	1	9	9.0
Williams	1	0	26	3	9	.333	3	4	.750	0	0	0	0	1	2	3	3	0	0	0	3	0	9	9.0
Jordan	1	1	29	2	4	.500	0	0	0	0	0	0	0	1	2	8	10	0	1	0	0	5	5.0	
Martin	1	0	22	2	2	1.000	0	0	0	0	0	0	0	2	0	0	0	0	0	1	1	4	4.0	
Bledsoe	1	1	27	1	5	.200	0	0	0	0	0	0	0	3	3	5	4	0	0	2	1	2	2.0	
Evans	1	0	4	1	1	1.000	0	0	0	0	0	0	0	1	1	0	1	0	0	0	0	2	2.0	
Clippers	1	1	240	34	70	.486	11	25	.440	14	25	.560	9	31	40	19	20	0	6	14	3	93	93.0	
Knicks	1	1	240	36	77	.468	9	24	.375	18	24	.750	8	28	36	18	18	0	9	8	2	99	99.0	

2011-12 Knicks vs. Clippers

Player	G	GS	Min	FG	FGA	Pct.	3P	3PA	Pct.	FT	FTA	Pct.	Off	Def	Reb	Ast	PF	Dq	Stl	TO	Blk	Pts	Avg
Smith	1	0	30	7	13	.538	3	7	.429	4	4	1.000	1	1	2	5	3	0	4	2	0	21	21.0
Anthony	1	1	28	7	16	.438	0	2	.000	3	4	.750	0	6	6	3	1	0	1	1	0	17	17.0
Novak	1	0	27	4	8	.500	4	7	.571	2	2	1.000	0	3	3	0	3	0	1	0	0	14	14.0
Davis	1	1	19	5	10	.500	2	5	.400	0	0	0	0	0	0	1	0	0	1	1	0	12	12.0
Chandler	1	1	32	2	4	.500	0	0	0	0	0	0	0	7	10	7	0	2	3	1	11	11.0	
Stoudemire	1	1	29	4	8	.500	0	0	0	0	0	0	0	2	3	6	7	1	4	0	2	10	10.0
Fields	1	0	22	4	8	.500	0	0	0	0	0	0	0	1	1	0	0	0	0	0	0	8	8.0
Shumpert	1	1	24	3	5	.600	0	0	0	0	0	0	0	2	5	7	2	1	0	1	0	6	6.0
Bibby	1	0	21	0	4	.000	0	2	.000	0	0	0	0	0	1	1	5	1	0	0	0	0	0.0
Gadzic	1	0	8	0	0	0	0	0	0	0	0	0	0	2	2	0	2	0	0	0	0	0	0.0
Knicks	1	1	240	36	77	.468	9	24	.375	18	24	.750	8	28	36	18	18	0	9	8	2	99	99.0
Clippers	1	1	240	34	70	.486	11	25	.440	14	25	.560	9	31	40	19	20	0	6	14	3	93	93.0

DID YOU KNOW

?

Doc Rivers played 99 games for the orange-and-blue, averaging 7.7 points and 5.2 assists.

2013-14 Schedule

Nov. 27.....at LAC.....10:30 p.m.
Jan. 17.....at MSG.....7:00 p.m.

Overall Streak.....Lost 2
Last Win.....Apr. 25, 2012
Last Loss.....Mar. 17, 2013

Home Streak.....Lost 1
Last Win.....Apr. 25, 2012
Last Loss.....Feb. 10, 2013

Road Streak.....Lost 1
Last Win.....Nov. 20, 2010
Last Loss.....Mar. 17, 2013

DID YOU KNOW

?

Mike D'Antoni and Pat Riley are the only men to have coached both the Lakers and Knicks.

2012-13 Results

Dec. 13.....at MSG.....W.....116-107
Dec. 25.....at LAL.....L.....94-100

Overall Record.....113-164
Home Record.....66-60
MSG IV Record.....25-32
Road Record.....38-87
STAPLES Center Record.....3-11
Neutral Record.....9-17

Knicks High Points.....53, Allan Houston, Feb. 16, 2003
Lakers High Points.....71, Elgin Baylor, Nov. 15, 1960

Knicks Team High Points.....142, Dec. 31, 1857
Lakers Team High Points.....152, Jan. 15, 1966

2011-12 Lakers vs. Knicks

Player	G	GS	Min	FG	FGA	Pct.	3P	3PA	Pct.	FT	FTA	Pct.	Off	Def	Reb	Ast	PF	Dq	Stl	TO	Blk	Pts	Avg	
Bryant	2	2	75	21	46	.457	2	8	.250	18	23	.783	3	11	14	7	3	0	2	8	1	62	31.0	
Gasol	2	2	68	13	22	.591	0	0	0	6	6	1.000	4	16	20	6	9	0	1	4	4	32	16.0	
Hill (Tot)	1	0	22	6	7	.857	0	0	0	2	2	1.000	3	8	11	0	4	0	1	2	0	14	14.0	
Barnes	2	0	42	8	12	.667	2	5	.400	0	0	0	0	3	5	8	4	10	1	1	4	18	9.0	
Blake	2	0	54	6	20	.300	4	13	.308	1	2	.500	1	3	4	6	3	0	3	1	0	17	8.5	
Kapono	2	0	22	4	4	1.000	3	3	1.000	1	1	1.000	0	2	2	0	2	0	1	0	0	12	6.0	
Fisher	2	2	45	4	14	.286	1	3	.333	2	4	.500	1	1	2	3	1	0	0	2	0	11	5.5	
McRoberts	2	1	30	4	7	.571	0	0	0	2	2	1.000	1	6	7	1	7	0	3	0	2	10	5.0	
Sessions (Tot)	2	0	35	4	9	.444	1	1	1.000	0	0	0	0	4	4	9	3	0	1	5	0	9	4.5	
World Peace	2	1	36	3	9	.333	1	3	.333	2	3	.667	0	4	4	1	6	0	0	7	0	9	4.5	
Murphy	2	0	48	3	7	.429	1	3	.333	0	0	0	0	1	9	10	5	6	0	1	2	0	7	3.5
Bynum	1	1	35	1	8	.125	0	0	0	0	0	0	0	2	5	6	0	0	2	3	3	3	3.0	
Goudelock	2	0	8	1	3	.333	1	2	.500	0	0	0	0	1	1	0	0	0	1	0	0	3	1.5	
Ebanks	1	1	14	0	0	0	0	0	0	0	0	0	0	2	3	1	3	0	0	0	0	1	0.0	
Walton	1	0	2	0	0	0	0	0	0	0	0	0	0	0	0	0	0	0	0	0	0	0	0.0	
Lakers	2	2	480	68	153	.444	15	40	.375	33	45	.733	18	70	88	36	57	1	12	34	12	184	92.0	
Knicks	2	2	480	54	144	.375	11	43	.256	55	75	.733	17	56	73	31	37	0	20	27	7	174	87.0	

2011-12 Knicks vs. Lakers

Player	G	GS	Min	FG	FGA	Pct.	3P	3PA	Pct.	FT	FTA	Pct.	Off	Def	Reb	Ast	PF	Dq	Stl	TO	Blk	Pts	Avg
Anthony	1	1	37	8	14	.571	2	4	.500	9	10	.900	1	6	7	5	3	0	0	5	1	27	27.0
Lin	1	1	40	13	24	.542	2	4	.500	12	15	.800	1	3	4	1	1	0	2	6	0	40	40.0
Stoudemire	1	1	32	4	17	.235	1	1	1.000	6	6	1.000	1	1	2	0	3	0	3	4	2	15	15.0
Shumpert	1	0	26	5	13	.385	0	0	0	2	3	.667	1	1	2	3	5	0	2	1	0	12	12.0
Chandler	2	2	75	5	8	.625	0	0	0	12	18	.667	7	15	22	1	4	0	3	4	3	22	11.0
Jeffries	1	1	33	4	7	.571	0	1	.000	3	5	.600	3	6	9	3	2	0	2	1	0	11	11.0

MEMPHIS GRIZZLIES



191 Beale Street
Memphis, TN 38103
(901) 205-1234

General Manager/Vice President of Basketball Operations Chris Wallace
Head Coach David Joerges
Assistant Coaches Duane Ticknor, Bob Thornton, Shawn Respert,
Head Athletic Trainer Drew Graham
Communications and Publications Director Jason Wallace
Basketball Communications and Publications Coordinator Ross Wooden
Corporate Communications Coordinator Toiaya Crawford
Home Court FedEx Forum (18,119)
Radio Eric Hasseltine, Hank McDowell,
Elliot Perry (WVMS ESPN 92.9 FM/680 AM)
Television Pete Pranic, Sean Tuohy, Brevin Knight,
Rob Fischer (SportSouth)

2012-13 Results

Nov. 16at MEM L 95-105
Mar. 27at MSG W 108-101

Overall Record 19-14
Home Record 10-6
MSG IV Record 10-6
Road Record 9-8
FedEx Forum Record 3-6
Neutral Record 0-0

Knicks High Points35, J.R. Smith, Mar. 27, 2013
Grizzlies High Points36, Pau Gasol, Mar. 24, 2006

Knicks Team High Points132, Nov. 12, 2008
Grizzlies Team High Points130, Apr. 2, 2008

2012-13 Grizzlies vs. Knicks

Player	G	GS	Min	FG	FGA	Pct	3P	3PA	Pct	FT	FTA	Pct	OR	DR	Reb	Ast	PF	Dq	Stl	TO	Blk	Pts	Avg	
Conley	2	2	74	12	28	.429	4	12	.333	14	17	.824	2	4	6	14	3	0	3	4	0	42	21.0	
Gasol	2	2	74	10	17	.588	0	1	1.000	17	20	.850	1	11	12	4	5	0	2	1	4	2	37	18.5
Gay	1	1	38	6	16	.375	1	4	.250	4	6	.667	1	1	2	3	4	0	2	1	4	17	17.0	
Bayless	2	0	45	11	23	.478	4	8	.500	4	4	1.000	1	1	2	1	9	1	1	6	1	30	15.0	
Allen	2	2	52	11	18	.611	0	0	---	5	6	.833	5	9	14	0	10	0	3	3	0	27	13.5	
Randolph	2	2	60	8	14	.571	0	0	---	7	9	.778	8	11	19	3	6	0	0	6	0	23	11.5	
Prince (Tot)	3	3	106	10	26	.385	0	2	1.000	3	7	.429	1	12	13	7	2	0	4	6	0	23	7.7	
Prince (MEM)	1	1	38	2	5	.400	0	1	1.000	0	1	1.000	0	5	5	1	0	0	1	1	0	5	5.0	
Pondexter	2	0	51	5	10	.500	1	5	.200	2	2	1.000	4	4	8	2	4	0	0	1	1	13	6.5	
Elington	1	0	17	2	4	.500	1	2	.500	0	0	---	0	0	0	1	1	0	1	1	0	5	5.0	
Speights	1	0	11	2	6	.333	0	0	---	1	2	.500	0	1	1	0	3	0	0	1	1	5	5.0	
Daye (Tot)	3	0	24	3	7	.429	0	3	1.000	0	0	---	0	1	1	1	4	0	0	1	0	6	2.0	
Daye (MEM)	1	0	10	1	4	.250	0	3	1.000	0	0	---	0	0	0	0	1	0	0	1	0	2	2.0	
Arthur	1	0	8	0	1	.000	0	0	---	0	0	---	0	0	0	0	0	1	0	0	0	0	0.0	
Selby	1	0	1	0	0	---	0	0	---	0	0	---	0	0	0	0	0	1	0	0	0	0	0.0	
Wroten	1	0	1	0	0	---	0	0	---	0	0	---	0	0	0	0	0	0	0	0	0	0	0.0	
Grizzlies	2	2	480	70	146	.479	11	36	.306	55	67	.821	22	47	69	29	48	1	13	31	8	206	103.0	
Knicks	4	4	480	75	146	.514	18	50	.360	35	43	.814	17	48	65	36	51	0	16	25	8	203	103.0	

2012-13 Knicks vs. Grizzlies

Player	G	GS	Min	FG	FGA	Pct	3P	3PA	Pct	FT	FTA	Pct	OR	DR	Reb	Ast	PF	Dq	Stl	TO	Blk	Pts	Avg
Smith	2	0	76	14	28	.500	3	10	.300	13	15	.867	4	10	14	5	5	0	0	7	2	44	22.0
Anthony	2	2	71	15	34	.441	1	4	.250	11	11	1.000	2	8	10	4	9	0	2	7	0	42	21.0
Shumpert	1	1	21	8	10	.800	4	6	.667	0	0	---	0	3	3	1	4	0	2	1	0	16	16.0
Felton	2	2	68	13	22	.591	2	6	.333	3	4	.750	2	4	6	9	4	0	3	5	0	31	15.5
Wallace	1	0	24	6	10	.600	0	3	0.000	1	2	.500	1	3	4	1	5	0	1	1	3	13	13.0
Chandler	1	1	28	3	4	.750	0	0	---	1	2	.500	3	4	7	0	5	0	1	1	0	7	7.0
Novak	2	0	34	4	11	.364	4	11	.364	2	2	1.000	1	5	6	2	1	0	0	0	1	14	7.0
Brewer	1	1	21	3	5	.600	0	1	1.000	0	0	---	0	0	0	1	1	0	1	0	1	6	6.0
Kidd	2	1	59	3	5	.600	3	5	.600	2	3	.667	0	3	3	7	5	0	4	0	1	11	5.5
Martin	1	1	26	2	3	.667	0	0	---	0	0	---	0	3	3	0	4	0	1	1	0	4	4.0
Thomas	1	0	9	1	3	.333	0	0	---	1	2	.500	2	2	4	0	1	0	0	0	1	3	3.0
Copeland	2	0	7	2	6	.333	0	1	1.000	1	2	.500	2	0	2	2	0	0	0	0	0	5	2.5
Prigioni	2	1	26	2	4	.500	0	2	0.000	0	0	---	0	3	3	4	3	0	1	0	0	4	2.0
White	2	0	2	1	1	1.000	1	1	1.000	0	0	---	0	0	0	0	0	0	0	0	0	3	1.5
Camby	1	0	8	0	0	---	0	0	---	0	0	---	0	0	0	0	0	4	0	0	1	0	0.0
Knicks	2	4	480	75	146	.514	18	50	.360	35	43	.814	17	48	65	36	51	0	16	25	8	203	101.5
Grizzlies	2	4	480	70	146	.479	11	36	.306	55	67	.821	22	47	69	29	48	1	13	31	8	206	103.0

DID YOU KNOW



Grizzlies Assistant Coach Henry Bibby and his son Mike comprise one of three father-son player combinations in Knicks history (McGuire & Vandeweghe).

2013-14 Schedule

Dec. 21at MSGnoon
Feb. 18at MEM8:00 p.m.

Overall StreakWon 1
Last WinMar. 27, 2013
Last LossNov. 16, 2012
Home StreakWon 2
Last WinMar. 27, 2013
Last LossFeb. 27, 2010

Road StreakLost 2
Last WinMar. 9, 2011
Last LossNov. 16, 2012

DID YOU KNOW



The father of Knicks rookie Tim Hardaway Jr. had his jersey No. 10 retired by the Heat and ranks second on their all-time assists list.

2012-13 Results

Nov. 2at MSGW104-84
Dec. 6at MIAW112-92
Mar. 3at MSGL93-99
Apr. 2at MIAW102-90

Overall Record 58-43
Home Record 33-18
MSG IV Record 33-18
Road Record 25-25
AmericanAirlines Arena Record 11-15
Neutral Record 0-0

Knicks High Points52, Jamal Crawford, Jan. 26, 2007
Heat High Points55, Dwyane Wade, Apr. 12, 2009

Knicks Team High Points132, Mar. 2, 1989
Heat Team High Points128, Feb. 23, 1990

2012-13 Heat vs. Knicks

Player	G	GS	Min	FG	FGA	Pct	3P	3PA	Pct	FT	FTA	Pct	OR	DR	Reb	Ast	PF	Dq	Stl	TO	Blk	Pts	Avg
James	3	3	118	31	59	.525	7	14	.500	14	21	.667	5	23	28	21	3	0	6	9	4	83	27.7
Wade	3	3	103	18	39	.462	1	5	.333	11	12	.917	2	14	16	13	3	0	1	12	0	48	16.0
Bosh	4	4	132	21	55	.382	1	5	.200	20	21	.952	8	16	24	6	10	0	3	8	3	63	15.8
Allen	4	0	107	13	27	.481	3	10	.300	8	8	1.000	2	11	13	8	5	0	4	5	0	37	9.3
Miller	3	1	65	9	17	.529	6	11	.545	0	0	---	2	11	13	6	1	0	2	4	2	24	8.0
Cole	4	1	95	11	25	.440	1	5	.200	1	4	.250	0	5	5	7	9	0	4	12	1	24	6.0
Haslem	4	3	78	11	17	.647	0	0	---	2	2	1.000	5	15	20	1	4	0	1	2	0	24	6.0
Chalmers	3	3	66	5	15	.333	1	9	.111	5	7	.714	1	6	7	3	14	1	2	7	0	16	5.3
Lewis	3	1	54	5	14	.357	4	6	.667	2	2	1.000	2	7	9	3	4	0	2	3	1	16	5.3
Battier	4	1	85	6	12	.500	5	10	.500	2	2	1.000	1	12	13	3	15	2	4	2	19	4.8	
Anthony	1	0	14	2	4	.500	0	0	---	0	0	---	1	2	3	0	3	0	0	1	1	4	4.0
Andersen	2	0	21	2	4	.500	0	0	---	3	8	.375	2	3	5	1	4	0	0	0	2	7	3.5
Harrellson	1	0	2	0	0	---	0	0	---	0	0	---	0	0	0	0	0	0	0	1	0	0	0.0
Harris	1	0	2	0	0	---	0	0	---	0	0	---	0	0	1	1	0	0	0	0	0	0	0.0
Jones	3	0	16	0	3	.000	0	3	.000	0	0	---	0	1	3	0	0	0	1	3	0		

MILWAUKEE BUCKS

MINNESOTA TIMBERWOLVES

1001 North Fourth Street
Milwaukee, WI 53203
(414) 227-0500



General Manager..... John Hammond
Head Coach..... Larry Drew
Assistant Coaches..... Jim Cleamons, Bob Bender, Nick van Exel, Scott Williams, Josh Oppenheimer
Head Athletic Trainer..... Scott Barthlama
Vice President of Public Relations..... Dan Smyczek
Public Relations Manager..... Mark Rosenberg
Public Relations Coordinator..... Kristen Deahh
Home Court..... BMO Harris Bradley Center (18,717)
Radio..... Ted Davis, Dennis Krause (WTMJ 620 AM)
Television..... Jim Paschke, Jon McGlocklin (Fox Sports Wisconsin)



New York will open its season against Milwaukee for the first time since Oct. 11, 1980.

2012-13 Results

Nov. 28at MILW102-88
Feb. 1at MSGW96-86
Apr. 5at MSGW101-93

Overall Record..... 95-96
Home Record..... 55-40
MSG IV Record..... 55-40
Road Record..... 38-57
HMO Harris Bradley Center Record..... 22-24
Neutral Record..... 1-0

Knicks High Points..... 50, Allan Houston, Mar. 16, 2003
Bucks High Points..... 41, Kareem Abdul-Jabbar, Jan. 2, 1970

Knicks Team High Points..... 150, Dec. 16, 1977***
Bucks Team High Points..... 152, Dec. 16, 1977***

2013-14 Schedule

Oct. 30at MSG..... 7:30 p.m.
Dec. 18at MIL 8:00 p.m.
Feb. 3at MIL 8:00 p.m.
Mar. 15at MSG..... noon

Overall Streak..... Won 5
Last Win Apr. 5, 2013
Last Loss Mar. 9, 2012
Home Streak..... Won 3
Last Win Apr. 5, 2013
Last Loss Jan. 20, 2012

Road Streak..... Won 2
Last Win Nov. 28, 2012
Last Loss Mar. 9, 2012

2012-13 Bucks vs. Knicks

Player	G	GS	Min	FG	FGA	Pct	3P	3PA	Pct	FT	FTA	Pct	OR	DR	Reb	Ast	PF	Dq	Stl	TO	Blk	Pts	Avg
Jennings	3	3	104	20	46	.435	8	18	.444	9	11	.818	2	6	8	14	4	0	1	7	0	57	19.0
Redick (Tot)	4	2	133	24	47	.511	13	28	.464	13	15	.867	1	13	14	13	3	0	1	9	0	74	18.5
Redick (MIL)	1	0	31	5	10	.500	5	7	.714	3	4	.750	0	4	4	4	1	0	0	2	0	18	18.0
Ellis	3	3	96	17	44	.386	3	13	.231	7	10	.700	2	5	7	16	6	0	5	8	0	44	14.7
Udrih	2	0	41	11	16	.688	0	1	1.000	3	3	1.000	0	4	4	3	3	0	0	2	0	25	12.5
Ilyasova	3	2	83	9	21	.429	3	7	.429	5	6	.833	1	17	18	5	6	0	5	3	0	26	8.7
Dunleavy	3	0	62	9	18	.500	4	8	.500	3	4	.750	0	15	15	4	3	0	0	3	0	25	8.3
Lamb	1	0	24	3	8	.375	2	4	.500	0	0	---	0	0	0	1	2	0	0	1	0	8	8.0
Daniels	3	1	70	6	21	.286	0	4	.000	3	3	1.000	1	8	9	3	7	0	7	3	1	15	5.0
Sanders	3	2	75	4	18	.222	0	0	---	5	11	.455	10	16	26	1	8	0	1	3	4	13	4.3
Udoh	3	0	49	4	8	.500	0	0	---	4	4	1.000	1	8	9	3	5	0	0	4	2	12	4.0
Dalembert	2	1	28	3	7	.429	0	0	---	0	0	---	5	3	8	0	6	0	0	3	1	6	3.0
Smith (Tot)	4	0	25	5	11	.455	0	0	---	0	0	---	0	1	1	0	1	0	1	0	0	10	2.5
Smith (MIL)	1	0	1	0	0	---	0	0	---	0	0	---	0	0	0	0	0	0	0	0	0	0	0.0
Mbah a Moute	2	1	32	2	6	.333	0	0	---	2	3	.667	0	0	5	1	6	0	1	2	0	4	2.0
Harris	2	1	11	1	4	.250	0	0	---	0	0	---	0	1	1	0	0	0	0	0	0	2	1.0
Henson	2	1	14	1	4	.250	0	0	---	0	0	---	1	1	2	3	1	0	0	2	1	2	1.0
Ayon (Tot)	2	0	15	0	2	.000	0	0	---	0	0	---	0	0	0	1	1	0	1	1	0	0	0.0
Bucks	3	3	720	95	231	.411	25	63	.397	42	56	.750	25	91	116	58	58	0	20	44	9	257	85.7
Knicks	3	3	720	108	238	.454	36	92	.391	47	59	.797	34	104	138	52	53	0	22	43	7	299	99.7

2012-13 Knicks vs. Bucks

Player	G	GS	Min	FG	FGA	Pct	3P	3PA	Pct	FT	FTA	Pct	OR	DR	Reb	Ast	PF	Dq	Stl	TO	Blk	Pts	Avg
Anthony	3	3	111	33	68	.485	9	19	.474	20	25	.800	8	22	30	7	7	0	2	13	2	95	31.7
Stoudemire	1	0	24	5	10	.500	0	0	---	7	8	.875	2	5	7	0	3	0	2	1	0	17	17.0
Smith	3	0	87	18	41	.439	10	24	.417	3	4	.750	1	16	17	3	8	0	4	1	0	49	16.3
Felton	3	3	104	14	27	.519	3	8	.375	4	4	1.000	4	4	8	19	5	0	6	10	0	35	11.7
Chandler	3	3	100	11	17	.647	0	0	---	10	12	.833	14	24	38	3	7	0	2	4	2	32	10.7
Novak	3	0	62	9	17	.529	6	13	.462	0	0	---	1	3	4	1	4	0	2	0	0	24	8.0
Wallace	1	0	15	2	10	.200	1	5	.200	0	0	---	0	5	5	0	2	0	0	1	0	5	5.0
Prigioni	3	1	57	5	9	.556	2	5	.400	1	2	.500	2	5	7	12	6	0	1	5	0	13	4.3
Kidd	2	1	47	3	9	.333	2	7	.286	0	0	---	1	9	10	3	2	0	2	0	1	8	4.0
Copeland	3	0	33	4	9	.444	2	4	.500	0	0	---	1	1	0	4	0	0	0	0	0	11	3.7
Shumpert	2	2	37	3	14	.214	1	6	.167	0	0	---	1	6	7	1	2	0	0	0	1	7	3.5
Brewer	1	0	32	1	5	.200	0	0	---	0	0	---	0	2	2	3	3	0	1	2	0	2	1.0
White	3	0	6	0	1	.000	0	0	---	1	2	.500	0	1	1	0	0	0	1	0	0	1	0.3
Thomas	1	1	4	0	1	.000	0	0	---	0	0	---	0	1	1	0	0	0	0	0	0	0	0.0
Knicks	3	3	720	108	238	.454	36	92	.391	47	59	.797	34	104	138	52	53	0	22	43	7	299	99.7
Bucks	3	3	720	95	231	.411	25	63	.397	42	56	.750	25	91	116	58	58	0	20	44	9	257	85.7



Rick Adelman played in 23 games (10 starts) against the Knicks, averaging 7.2 points, 3.9 assists and 3.0 rebounds.

2012-13 Results

Dec. 23at MSG..... W94-91
Feb. 8at MIN..... W100-94

Overall Record..... 27-19
Home Record..... 16-7
MSG IV Record..... 16-7
Road Record..... 11-12
Target Center Record..... 11-11
Neutral Record..... 0-0

Knicks High Points..... 37, Allan Houston, Dec. 2, 2000
Timberwolves High Points..... 35, Michael Beasley, Nov. 12, 2010
..... 35, Wally Szczerbiak, Nov. 6, 2001
..... 35, Kevin Garnett, Nov. 11, 1999

Knicks Team High Points..... 132, Jan. 26, 2010
Timberwolves Team High Points..... 120, Dec. 26, 2008

2013-14 Schedule

Nov. 3at MSG..... 7:30 p.m.
Mar. 5at MIN..... 8:00 p.m.

Overall Streak..... Won 4
Last Win Feb. 8, 2013
Last Loss Nov. 12, 2010
Home Streak..... Won 3
Last Win Dec. 23, 2012
Last Loss Dec. 26, 2008

Road Streak..... Won 2
Last Win Feb. 8, 2013
Last Loss Mar. 12, 2010

2012-13 Timberwolves vs. Knicks

Player	G	GS	Min	FG	FGA	Pct	3P	3PA	Pct	FT	FTA	Pct	OR	DR	Reb	Ast	PF	Dq	Stl	TO	Blk	Pts	Avg
Pekovic	2	2	76	13	26	.500	0	0	---	11	13	.846	12	16	28	3	3	0	1	4	0	37	18.5
Ridnour	2	2	74	14	28	.500	1	7	.143	5	5	1.000	1	2	3	8	4	0	1	0	34	17.0	
Shved	2	1	65	10	26	.385	4	11	.364	2	3	.667	2	7	9	4	2	0	2	5	0	26	13.0
Williams	2	1	45	9	20	.450	1	8	.125	5	6	.833	2	9	11	1	5	0	1	1	1	24	12.0
Rubio	2	1	57	8	20	.400	1	1	1.000	6	11	.545	0	3	3	13	4	0	1	6	0	23	11.5
Cunningham	2	0	47	9	17	.529	0	0	---	2	3	.667	4	14	18	1	8	0	1	0	0	20	10.0
Barea	2	1	60	6	20	.300	1	7	.143	4	4	1.000	1	7	8	5	5	0	0	5	0	17	8.5
Kirilenko	1	1	20	2	6	.333	0	1	.000	0	0	---	1	2	3	2	6	1	2	1	0	4	4.0
Getalaba	1	1	13	0	1	.000	0	0	---	0	0	---	0	1	2	0	0	0	1	0	0	0	0.0
Johnson	1	0	3	0	0	---	0	0	---	0	0	---	0	0	0	0	0	0	0	0	0	0	0.0
Stiersma	2	0	20	0	0	---	0	0	---	0	0	---	0	2	4	0	3	0	1	2	3	0	0.0
Timberwolves	2	2	480	71	164	.433	8	35	.229	35	45	.778	25										

NEW ORLEANS PELICANS

OKLAHOMA CITY THUNDER

5800 Airline Drive
New Orleans, LA 7003
(504) 593-4700



General Manager.....Dell Demps
Head Coach.....Monty Williams
Assistant Coaches.....Randy Ayers, Dave Hanners, Bryan Gates, Fred Vinson, Kevin Hanson
Head Athletic Trainer.....Jon Ishop
Senior Vice President of Communications/Broadcasting.....Greg Bensen
Director of Basketball Communications.....Matt Ryan
Home Court.....New Orleans Arena (17,003)
Radio.....Sean Kelley, John DeShazier (WWVL 105.3 FM)
Television.....Joel Meyers, David Wesley, Jen Hale (Fox Sports New Orleans)

DID YOU KNOW



Monty Williams is one of eight head coaches to have played for the Knicks (Brooks, Carlisle, Cheeks, Jackson, Kidd, Rivers, Woodson)

2012-13 Results

Nov. 20at NOHW102-80
Jan. 13at MSGW100-87

2013-14 Schedule

Dec. 1at MSGW7:30 p.m.
Feb. 19at NOPW8:00 p.m.

Overall Record.....44-34
Home Record.....25-14
MSG IV Record.....25-14
Road Record.....19-20
New Orleans Arena Record.....6-4
Neutral Record.....0-0

Overall Streak.....Won 2
Last Win.....Jan. 13, 2013
Last Loss.....Feb. 17, 2012
Home Streak.....Won 1
Last Win.....Jan. 13, 2013
Last Loss.....Feb. 17, 2012

Knicks High Points.....50, Patrick Ewing, Dec. 1, 1990
Pelicans High Points.....40, Glen Rice, Feb. 2, 1997

Road Streak.....Won 4
Last Win.....Nov. 20, 2013
Last Loss.....Apr. 4, 2008

Knicks Team High Points.....139, Feb. 23, 1989
Pelicans Team High Points.....130, Nov. 2, 1990*

2012-13 Hornets vs. Knicks

Player	G	GS	Min	FG	FGA	Pct	3P	3PA	Pct	FT	FTA	Pct	OR	DR	Reb	Ast	PF	Dq	Stl	TO	Blk	Pts	Avg
Gordon	1	1	29	7	14	.500	1	6	.167	7	9	.778	1	2	3	2	3	0	2	1	0	22	22.0
Davis	1	1	33	6	13	.462	0	0	---	1	3	.333	3	5	8	2	3	0	1	0	1	13	13.0
Anderson	2	1	52	9	26	.346	4	16	.250	0	0	---	1	12	13	1	6	0	0	2	0	22	11.0
Lopez	2	2	45	10	21	.476	0	0	---	1	3	.333	7	3	10	2	8	0	1	6	2	21	10.5
Vasquez	2	2	66	8	19	.421	0	3	.000	5	6	.833	0	7	7	12	4	0	1	5	0	21	10.5
Roberts	2	0	32	5	13	.385	3	7	.429	7	7	1.000	0	4	4	2	2	0	0	1	0	20	10.0
Rivers	2	1	40	5	10	.500	2	3	.667	2	7	.286	0	1	1	4	1	0	0	2	1	14	7.0
Henry	2	0	28	5	10	.500	0	0	---	0	0	---	0	4	4	0	1	0	1	2	0	10	5.0
Mason	2	0	41	3	10	.300	2	6	.333	2	2	1.000	1	6	6	3	3	0	1	1	0	10	5.0
Thomas	2	0	35	3	4	.750	0	0	---	2	2	1.000	1	5	6	1	3	0	0	2	1	8	4.0
Sloan (Tot)	1	0	12	0	2	.000	0	0	---	3	4	.750	0	3	3	1	1	0	0	1	0	3	3.0
Smith	2	0	26	0	6	.000	0	0	---	4	4	1.000	2	2	4	0	4	0	0	1	0	4	2.0
Aminu	2	2	50	1	5	.200	0	0	---	0	0	---	2	15	17	1	5	0	1	3	2	2	1.0
Harris (Tot)	1	0	2	0	0	.000	0	0	---	0	0	---	0	1	1	0	0	0	0	1	0	0	0.0
Miller	1	0	2	0	0	.000	0	0	---	0	0	---	0	0	0	0	1	0	0	0	0	0	0.0
Hornets	2	480	62	151	411	.412	12	41	.293	31	43	.721	17	66	83	30	44	0	8	29	7	167	83.5
Knicks	2	480	72	164	439	.439	25	66	.379	33	44	.750	23	71	94	43	41	0	12	19	8	202	101.0

2012-13 Knicks vs. Hornets

Player	G	GS	Min	FG	FGA	Pct	3P	3PA	Pct	FT	FTA	Pct	OR	DR	Reb	Ast	PF	Dq	Stl	TO	Blk	Pts	Avg
Anthony	2	2	68	21	47	.447	4	14	.286	10	11	.909	4	9	13	7	3	0	1	3	1	56	28.0
Smith	1	1	30	5	8	.625	5	6	.833	0	0	---	0	2	2	6	2	0	0	1	0	15	15.0
Copeland	2	1	34	10	17	.588	4	8	.500	0	0	---	0	5	5	1	3	0	0	1	0	24	12.0
Stoudemire	1	0	23	3	6	.500	0	0	---	6	6	1.000	2	1	3	0	5	0	0	0	0	12	12.0
Smith	2	0	57	9	25	.360	1	6	.167	4	5	.800	2	7	7	4	0	4	3	0	0	23	11.5
Novak	2	0	42	6	20	.300	5	17	.294	0	0	---	0	1	1	0	3	0	0	0	0	17	8.5
Brewer	2	1	37	3	8	.375	2	5	.400	4	7	.571	1	2	3	0	2	0	1	0	1	12	6.0
Chandler	2	2	45	3	5	.600	0	0	---	6	11	.545	6	20	26	2	3	0	0	1	3	12	6.0
Wallace	1	0	18	2	8	.250	0	1	.000	2	2	1.000	2	5	7	0	5	0	0	1	1	6	6.0
White	2	1	25	4	6	.667	1	2	.500	0	0	---	1	5	6	0	1	0	1	0	0	9	4.5
Kidd	2	2	48	3	7	.429	2	6	.333	0	0	---	1	8	9	12	2	0	3	3	1	8	4.0
Prigioni	2	0	43	3	4	.750	1	1	1.000	1	2	.500	2	4	6	7	5	0	2	5	0	8	4.0
Camby	1	0	10	0	3	.000	0	0	---	2	2	1.000	0	2	2	4	1	3	0	0	1	1	0.0
Knicks	2	480	72	164	439	.439	25	66	.379	33	44	.750	23	71	94	43	41	0	12	19	8	202	101.0
Hornets	2	480	62	151	411	.411	12	41	.293	31	43	.721	17	66	83	30	44	0	8	29	7	167	83.5

DID YOU KNOW



New York holds an all-time Christmas Day record of 22-26 and will play in their 40th Christmas Day game at the Garden.

2012-13 Results

Mar. 7at MSGL94-95
Apr. 7at OCTW125-120

Overall Record.....63-57
Home Record.....36-21
MSG IV Record.....35-21
Road Record.....24-33
Chesapeake Energy Arena Record.....1-4
Neutral Record.....3-3

Knicks High Points.....41, Patrick Ewing, Jan. 19, 1996*
Thunder High Points.....41, Xavier McDaniel, Jan. 20, 1988

Knicks Team High Points.....135, Dec. 26, 1967
Thunder Team High Points.....137, Dec. 26, 1967



100 West Reno
Oklahoma City, OK 73102
(405) 208-4800

Executive Vice President & General Manager Sam Presti
Head Coach.....Scott Brooks
Assistant Coaches.....Mark Bryant, Rex Kalamian, Brian Keefe, Robert Pack, Mike Terpstra
Head Athletic Trainer.....Joe Sharpe
Director of Basketball Communications.....Matt Tumbleson
Managers of Basketball Communications.....Michael Ravina, John Read
Home Court.....Chesapeake Energy Arena (18,203)
Radio.....Matt Pinto (WWLS 98.1 FM, 640 AM); Eleno Ornales (WKY 930 AM Spanish)
Television.....Brian Davis, Grant Long, Lesley McCaslin (Fox Sports Oklahoma)

2013-14 Schedule

Dec. 25at MSGW2:30 p.m.
Feb. 9at OCTW1:00 p.m.

Overall Streak.....Won 1
Last Win.....Apr. 7, 2013
Last Loss.....Mar. 7, 2013

Home Streak.....Lost 1
Last Win.....Dec. 22, 2010
Last Loss.....Mar. 7, 2013

Road Streak.....Won 1
Last Win.....Apr. 7, 2013
Last Loss.....Jan. 14, 2012

2012-13 Thunder vs. Knicks

Player	G	GS	Min	FG	FGA	Pct	3P	3PA	Pct	FT	FTA	Pct	OR	DR	Reb	Ast	PF	Dq	Stl	TO	Blk	Pts	Avg
Durant	2	2	90	16	37	.432	2	8	.250	27	30	.900	0	11	11	13	2	0	0	11	5	61	30.5
Westbrook	2	2	70	23	49	.469	3	8	.375	9	12	.750	5	12	17	13	4	0	3	6	0	58	29.0
Martin	2	0	57	9	13	.692	6	8	.750	7	8	.875	0	7	7	5	1	0	2	1	0	31	15.5
Bakaj	2	2	72	11	13	.846	1	2	.500	2	2	1.000	3	12	15	0	8	0	0	3	10	25	12.5
Jackson	2	0	33	9	13	.692	3	4	.750	0	0	---	1	5	6	4	6	0	1	0	1	21	10.5
Sefolosha	2	2	60	4	8	.500	2	5	.400	0	0	---	1	3	4	1	6	0	5	3	1	10	5.0
Rivers	2	2	44	3	6	.500	0	0	---	1	2	.500	5	8	13	0	5	0	1	3	1	7	3.5
Collison	2	0	27	1	2	.500	0	0	---	0	0	---	2	2	4	3	5	0	0	0	1	2	1.0
Fisher (Tot)	2	0	27	0	7	.000	0	3	.000	0	0	---	0	2	2	0	2	0	2	0	1	0	0.0
Fisher (OCT)	2	0	27	0	7	.000	0	3	.000	0	0	---	0	2	2	0	2	0	2	0	1	0	0.0
Thunder	2	480	76	148	514	.477	17	38	.447	46	54	.852	17	62	79	39	39	0	13	29	19	215	107.5
Knicks	2	480	81	179	453	.453	25	65	.385	32	38	.842	31	48	79	32	40	1	15	20	7	219	109.5

2012-13 Knicks vs. Thunder

Player	G	GS	Min	FG	FGA	Pct	3P	3PA	Pct	FT	FTA	Pct	OR	DR	Reb	Ast	PF	Dq	Stl	TO	Blk	Pts	Avg
Anthony	1	1	37	15	29	.																	

ORLANDO MAGIC

PHILADELPHIA 76ERS

8701 Maitland Summit Boulevard
Orlando, FL 32810
(407) 916-2400



General Manager.....Rob Hennigan
Head Coach.....Jacque Vaughn
Assistant Coaches.....James Borrego, Wes Unseld Jr., Brett Gunning,
Laron Profit, Luke Stuckey
Head Athletic Trainer.....Keon Weise
Senior Vice President of Communications.....Joel Glass
Director of Communications.....George Galante
Assistant Director of Communications.....Trish Wingerson
Communications Manager.....Melanie Curtsinger
Home Court.....Amway Center (18,846)
Radio.....Dennis Neumann, Richie Aduabo (ESPN 580 AM)
Television.....David Steele, Jeff Turner (Fox Sports Florida)



Beno Udrih and Jacque Vaughn were teammates on 2007 NBA Champion San Antonio Spurs.



Both Bernard King and Patrick Ewing made their Knicks debuts against Philadelphia.



3601 Broad Street
Philadelphia, PA 19148
(215) 339-7666

President & General Manager.....Sam Hinkie
Head Coach.....Brett Brown
Assistant Coaches.....TBD
Head Athletic Trainer.....Kevin Johnson
Director, Public Relations.....Michael Preston
Public Relations Coordinators.....Sean McCloskey, Rebecca Timms
Home Court.....Wells Fargo Center (20,328)
Radio.....Tom McGinnis (97.5 FM, 950 AM)
Television.....Marc Zumoff, Malik Rose (Comcast SportsNet)

2012-13 Results

Nov. 13at ORLW99-89
Jan. 5at ORLW114-106
Jan. 30at MSGW113-97
Mar. 20at MSGW106-94

Overall Record	45-47
Home Record	25-21
MSG IV Record	25-21
Road Record	20-26
Amway Center Record	3-2
Neutral Record	0-0

Knicks High Points	40, Carmelo Anthony, Jan. 5, 2013
Magic High Points	41, Shaquille O'Neal, Feb. 28, 1995*
.....	41, Shaquille O'Neal, Feb. 5, 1995*
.....	41, Shaquille O'Neal, Nov. 10, 1994

Knicks Team High Points	128, Nov. 7, 1991
Magic Team High Points	125, Dec. 2, 1994

2013-14 Schedule

Dec. 6at MSG	7:30 p.m.
Dec. 23at ORL	7:00 p.m.
Feb. 21at ORL	7:00 p.m.

Overall Streak	Won 6
Last Win	Mar. 20, 2013
Last Loss	Jan. 16, 2012
Home Streak	Won 3
Last Win	Mar. 20, 2013
Last Loss	Jan. 16, 2012

Road Streak	Won 3
Last Win	Jan. 5, 2013
Last Loss	Mar. 1, 2011

2012-13 Results

Nov. 4at MSGW100-84
Nov. 5at PHIW110-88
Jan. 26at PHIL80-97
Feb. 24at MSGW99-93

Overall Record	189-240
Home Record	115-88
MSG IV Record	70-46
Road Record	62-136
Wells Fargo Center Record	13-21
Neutral Record	12-16

Knicks High Points	57, Richie Guerin, Dec. 11, 1959
76ers High Points	50, Wilt Chamberlain, Jan. 2, 1966

Knicks Team High Points	152, Dec. 11, 1959
76ers Team High Points	162, Dec. 25, 1960

2013-14 Schedule

Jan. 11at PHI	7:30 p.m.
Jan. 22at MSG	7:30 p.m.
Mar. 10at MSG	7:30 p.m.
Mar. 21at PHI	7:00 p.m.

Overall Streak	Won 1
Last Win	Feb. 24, 2013
Last Loss	Jan. 26, 2013
Home Streak	Won 2
Last Win	Feb. 24, 2013
Last Loss	Mar. 11, 2012

Road Streak	Lost 1
Last Win	Nov. 5, 2012
Last Loss	Jan. 26, 2013

2012-13 Magic vs. Knicks

Player	G	GS	Min	FG	FGA	Pct	3P	3PA	Pct	FT	FTA	Pct	OR	DR	Reb	Ast	PF	Dq	Stl	TO	Blk	Pts	Avg
Nelson	3	3	99	20	44	.455	8	21	.381	8	10	.800	0	9	9	18	7	0	2	6	1	56	18.7
Redick	3	2	102	19	37	.514	8	21	.381	10	11	.909	1	9	10	9	2	0	1	7	0	46	15.3
Afflalo	3	3	106	15	37	.405	4	10	.400	12	16	.750	0	7	7	12	8	0	2	11	0	38	12.7
Udrih (Tot)	3	0	65	16	24	.667	0	1	.000	6	6	1.000	0	7	7	11	5	0	0	4	0	38	12.7
Udrih (ORL)	1	0	24	5	8	.625	0	0	---	3	3	1.000	0	3	3	8	2	0	0	2	0	13	13.0
Vucevic	3	3	103	17	30	.567	0	0	---	1	1	1.000	10	29	39	4	8	0	3	7	1	35	11.7
Nicholson	4	1	50	16	25	.640	0	0	---	8	11	.727	3	6	9	1	0	0	3	5	1	40	10.0
Moore	3	2	94	11	31	.355	4	12	.333	0	0	---	2	4	6	8	3	0	1	0	1	26	8.7
O'Quinn	2	0	34	7	13	.538	0	0	---	2	4	.500	6	11	17	4	3	0	0	5	0	16	8.0
Harkless	4	2	98	12	26	.462	1	4	.250	4	7	.571	9	7	16	1	5	0	5	3	5	29	7.3
Lamb (Tot)	2	0	30	5	10	.500	3	5	.600	1	1	1.000	1	2	3	2	3	0	1	2	0	14	7.0
Lamb (ORL)	1	0	6	2	2	1.000	1	1	1.000	1	1	1.000	1	2	3	1	1	0	1	1	0	6	6.0
Jones	3	1	61	9	16	.563	1	4	.250	0	1	1.000	1	6	7	2	3	0	0	0	0	19	6.3
Davis	2	2	35	6	7	.857	0	0	---	0	0	---	1	5	6	6	2	0	1	2	0	12	6.0
Harris (Tot)	3	2	41	8	14	.571	0	2	.000	0	0	---	2	4	6	0	3	0	0	5	0	16	5.3
Harris (ORL)	1	1	31	7	10	.700	0	1	1.000	0	0	---	2	3	5	0	3	0	0	5	0	14	14.0
Smith	3	0	23	5	11	.455	0	0	---	0	1	1.000	0	1	1	0	1	0	1	0	0	10	3.3
McRoberts	2	0	47	2	7	.286	0	0	---	1	2	.500	6	10	16	7	5	0	0	1	0	5	2.5
Turkoglu	2	0	34	1	10	.100	0	6	.000	1	2	.500	1	5	6	1	0	0	2	3	0	3	1.5
Ayon	2	0	15	0	2	.000	0	0	---	0	0	---	0	0	0	1	1	0	1	1	0	0	0.0
Magic	4	960	154	316	.487	27	83	.325	51	69	.739	43	117	160	83	54	0	23	61	9	386	96.5	
Knicks	4	960	170	330	.515	50	125	.400	42	57	.737	35	106	141	89	69	1	30	38	8	432	108.0	

2012-13 Knicks vs. Magic

Player	G	GS	Min	FG	FGA	Pct	3P	3PA	Pct	FT	FTA	Pct	OR	DR	Reb	Ast	PF	Dq	Stl	TO	Blk	Pts	Avg
Anthony	4	4	159	40	82	.488	10	25	.400	16	20	.800	5	24	29	13	9	0	3	8	2	106	26.5
Smith	4	0	136	29	56	.518	6	14	.429	8	12	.667	3	19	22	11	10	0	4	2	2	72	18.0
Chandler	3	3	102	20	23	.870	0	0	---	7	9	.778	11	14	25	8	4	0	2	2	1	47	15.7
Felton	3	3	94	18	44	.409	7	17	.412	0	0	---	3	4	7	18	6	0	3	2	0	43	14.3
Stoudemire	2	0	38	10	14	.714	0	0	---	5	5	1.000	3	5	8	2	4	0	0	5	2	25	12.5
Martin	1	0	28	5	6	.833	0	0	---	1	3	.333	2	1	3	0	4	0	1	0	0	11	11.0
Kidd	3	2	89	9	17	.529	7	12	.583	0	0	---	2	9	11	14	7	0	7	4	0	25	8.3
Novak	4	0	97	10	23	.435	8	21	.381	1	1	1.000	0	8	8	1	3	0	2	1	0	29	7.3
Shumpert	2	2	36	5	11	.455	2	6	.333	2	2	1.000	1	3	4	5	5	0	2	2	0	14	7.0
Prigioni	4	1	56	10	18	.556	7	12	.583	0	0	---	1	6	7	10	4	0	3	2	0	27	6.8
White	2	1	17	4	7	.571	1	3	.333	0	0	---	0	1	1	0	1	0	1	1	0	9	4.5
Copeland	3	0	32	5	13	.385	2	7	.286	0	0	---	2	1	3	1	9	1	0	4	0	12	4.0
Wallace	1	0	14	2	7	.286	0	5	.000	0	0	---	1	3	4	0	1	0	1	0	1	4	4.0
Barron (Tot)	1	1	20	1	6	.167	0	0	---	0	0	---	0	5	5	1	5	0	1	2	0	2	2.0
Brewer	3	2	38	2	7	.286	0	3	.000	2	5	.400	1	5	6	1	1	0	1	1	0	6	2.0
Camby	3	1	24	1	2	.500	0	0	---	0	0	---	0	3	3	5	1	0	0	3	0	2	0.7
Knicks	4	960	170	330	.515	50	125	.400	42	57	.737	35	106	141	89	69	1	30	38	8	432	108.0	
Magic	4	960	154	316	.487	27	83	.325	51	69	.739	43	117	160	83	54	0	23	61	9	386	96.5	

2012-13 76ers vs. Knicks

Player	G	GS	Min	FG	FGA	Pct	3P	3PA	Pct	FT	FTA	Pct	OR	DR	Reb	Ast	PF	Dq	Stl	TO	Blk	Pts	Avg
Jr. Holiday	4	4	158	43	79	.544	12	23	.522	11	13	.846	1	14	15	26	9	0	4	15	1	109	27.3
Turner	4	4	142	20	50	.400	2	3	.667	21	23	.913	5	27	32	18	11	0	5	10	0	63	15.8
I. Young	4	4	137	23	46	.500	0	1	.000	5	8	.625	13	17	30	4	15	1	8	5	1	51	12.8
N. Young	4	2	119	11	41	.268	6	19	.316	9	10	.900	0	9	9	5	7	0	2	3	0	37	9.3
Wright	3	1	81	9	27	.333	3	14	.214	4	6	.667	2	16	18	1	1	0	2	5	2	25	8.3
Pargo (Tot)	1	0	31	3	6	.500	1	1	1.000	0	0	---	0	4	4	3	1	0	0	2	0	7	7.0
Pargo (PHI)	1	0	31	3	6	.500	1	1	1.000	0	0	---	0	4	4	3	1	0	0	2	0	7	7.0

PHOENIX SUNS

PORTLAND TRAIL BLAZERS

201 East Jefferson Street
Phoenix, AZ 85004
(602) 379-7900



President of Basketball Operations..... Lon Babby
Head Coach..... Jeff Hornacek
VP of Athletic Care/Assistant Coaches..... Jerry Sichting,
Mike Longabardi, Kenny Gattison, Mark West
Head Athletic Trainer..... Aaron Nelson
Vice President, Basketball Communications..... Julie Fie
Managers, Basketball Communications..... DC Headley, Cole Mickelson
Assistant to VP of Basketball Communications..... Lori Cook
Home Court..... US Airways Center (18,422)
Radio..... Al McCoy, Tim Kempton (KTAR 620 AM); Ivan Valenzuela,
Arturo Ochoa (KSUN 1400 AM Spanish)
Television..... Steve Albert, Eddie Johnson,
Ann Meyers Drysdale (Fox Sports Arizona)



Mike Woodson made his head coaching debut on Nov. 3, 2004 in Phoenix.

2012-13 Results

Dec. 2at MSG..... W 106-99
Dec. 26at PHO..... W 99-97

Overall Record..... 59-57
Home Record..... 37-20
MSG IV Record..... 37-20
Road Record..... 20-37
US Airways Center Record..... 6-14
Neutral Record..... 2-0

Knicks High Points..... 43, Walt Frazier, Jan. 11, 1975
Suns High Points..... 43, Stephen Marbury, Feb. 14, 2003

Knicks Team High Points..... 140, Jan. 2, 2006***
..... 140, Oct. 21, 1969
Suns Team High Points..... 134, Jan. 19, 1978

2013-14 Schedule

Jan. 13at MSG..... 7:30 p.m.
Mar. 28at PHO..... 10:00 p.m.

Overall Streak..... Won 2
Last Win..... Dec. 26, 2012
Last Loss..... Jan. 18, 2012
Home Streak..... Won 1
Last Win..... Dec. 2, 2012
Last Loss..... Jan. 18, 2012

Road Streak..... Won 2
Last Win..... Dec. 26, 2012
Last Loss..... Mar. 26, 2010

2012-13 Suns vs. Knicks																							
Player	G	GS	Min	FG	FGA	Pct	3P	3PA	FT	FTA	Pct	OR	DR	Reb	Ast	PF	Dq	Stl	TO	Blk	Pts	Avg	
Dudley	2	1	67	14	24	.583	7	12	583	11	12	917	0	6	6	5	4	0	2	3	0	46	23.0
Gortat	2	2	72	14	22	.636	0	1	000	3	6	500	2	17	19	2	6	0	0	5	2	31	15.5
Brown	2	2	75	11	29	.379	1	10	100	5	6	833	3	8	11	7	3	0	2	1	1	28	14.0
Telfair	2	0	55	8	16	.500	5	7	714	1	2	500	1	4	5	7	6	0	3	5	0	22	11.0
Beasley	2	1	44	9	21	.429	1	2	500	0	0	---	1	10	11	4	1	0	3	4	1	19	9.5
Marco Morris (Tot)	2	1	46	6	14	.429	2	4	500	3	4	750	1	6	7	2	3	0	2	2	17	8.5	
Scalo	2	1	43	5	13	.385	0	---	5	5	1000	4	8	12	2	4	0	1	3	0	15	7.5	
Dragic	2	2	44	6	15	.400	1	6	167	0	3	000	1	4	5	8	2	0	0	3	0	13	6.5
O'Neal	1	0	17	3	6	.500	0	---	0	0	---	0	---	1	2	3	1	2	0	0	3	6	6.0
Tucker	2	0	36	5	8	.625	0	---	2	2	000	0	---	1	5	6	3	3	0	1	0	10	5.0
Mark Morris	2	1	26	2	9	.222	1	4	250	1	1	000	2	3	5	3	4	0	0	3	1	6	3.0
Suns	2	480	77	163	472	16	44	364	26	35	743	16	67	83	42	35	0	12	31	5	196	98.0	
Knicks	2	480	80	178	449	21	51	412	24	31	774	25	59	84	42	30	0	15	19	11	205	102.5	

2012-13 Knicks vs. Suns																							
Player	G	GS	Min	FG	FGA	Pct	3P	3PA	FT	FTA	Pct	OR	DR	Reb	Ast	PF	Dq	Stl	TO	Blk	Pts	Avg	
Anthony	1	1	38	11	27	.407	4	10	400	8	8	1000	3	3	6	2	2	0	1	4	2	34	34.0
Felton	1	1	39	10	17	.588	3	6	500	0	0	---	0	3	3	7	1	0	0	0	0	23	23.0
Kidd	1	1	31	8	16	.500	5	8	625	2	2	1000	0	6	6	8	1	0	1	0	0	23	23.0
Smith	2	0	74	12	38	.316	0	6	000	7	9	375	1	10	11	9	4	0	5	4	1	31	15.5
Chandler	2	2	68	12	17	.706	0	---	5	6	833	9	16	25	2	7	0	0	0	0	4	29	14.5
Copeland	2	0	39	10	17	.588	2	5	400	0	0	---	2	3	5	2	4	0	1	1	3	22	11.0
Novak	2	0	59	5	13	.385	5	10	500	0	0	---	0	3	3	2	1	0	2	0	0	15	7.5
Brewer	2	2	38	4	11	.364	1	3	333	1	3	333	2	3	5	3	0	0	2	1	0	10	5.0
Camby	1	0	13	2	7	.286	0	---	0	2	000	4	5	9	0	0	0	0	0	0	1	4	4.0
Thomas	2	2	35	3	7	.429	0	---	1	2	500	4	6	10	3	4	0	0	0	0	0	7	3.5
Prigioni	2	0	26	2	5	.400	0	---	0	1	1	3	2	0	1	3	2	0	3	7	0	5	2.5
White	1	1	18	1	3	.333	0	---	0	1	000	0	---	0	0	1	3	0	0	0	0	2	2.0
Wallace	1	0	1	0	0	.---	0	---	0	0	---	0	---	0	0	1	0	0	0	0	0	0	0.0
Knicks	2	480	80	178	449	21	51	412	24	31	774	25	59	84	42	30	0	15	19	11	205	102.5	
Suns	2	480	77	163	472	16	44	364	26	35	743	16	67	83	42	35	0	12	31	5	196	98.0	



Mike Woodson replaced Terry Stotts as Atlanta Hawks head coach in 2004, becoming the 10th head coach since they moved to Atlanta.

2012-13 Results

Jan. 1at MSG..... L 100-105
Mar. 14at POR..... L 90-105

Overall Record..... 45-56
Home Record..... 32-19
MSG IV Record..... 32-19
Road Record..... 13-37
Rose Garden Record..... 5-11
Neutral Record..... 0-0

Knicks High Points..... 45, Carmelo Anthony, Jan. 1, 2013
..... 45, Nate Robinson, Mar. 8, 2008*
Trail Blazers High Points..... 48, Clyde Drexler, Jan. 22, 1989

Knicks Team High Points..... 139, Dec. 8, 1970
Trail Blazers Team High Points..... 141, Nov. 15, 1990

2013-14 Schedule

Nov. 25at POR..... 10:00 p.m.
Feb. 5at MSG..... 7:30 p.m.

Overall Streak..... Lost 2
Last Win..... Mar. 14, 2012
Last Loss..... Mar. 14, 2013

Home Streak..... Lost 1
Last Win..... Mar. 14, 2012
Last Loss..... Jan. 1, 2013

Road Streak..... Lost 1
Last Win..... Jan. 11, 2011
Last Loss..... Mar. 14, 2013

2012-13 Knicks vs. Trail Blazers																							
Player	G	GS	Min	FG	FGA	Pct	3P	3PA	FT	FTA	Pct	OR	DR	Reb	Ast	PF	Dq	Stl	TO	Blk	Pts	Avg	
Lillard	2	2	80	20	37	.541	6	19	316	1	3	333	1	6	7	16	4	0	4	4	0	47	23.5
Batum	2	2	79	13	23	.565	10	19	526	6	8	750	2	6	8	12	5	0	3	6	1	42	21.0
Aldridge	2	2	83	16	34	.471	0	1	000	9	12	750	7	17	24	4	5	0	1	4	5	41	20.5
Hickson	2	2	58	14	25	.560	0	0	---	2	5	400	9	16	25	3	6	0	1	8	0	30	15.0
Matthews	2	2	71	7	16	.438	2	10	200	6	6	1000	1	7	8	3	7	0	3	5	0	22	11.0
Maynor (Tot)	1	0	19	3	7	.429	0	2	000	2	4	500	0	0	2	0	0	0	1	1	0	8	8.0
Maynor (POR)	1	0	19	3	7	.429	0	2	000	2	4	500	0	0	2	0	0	0	1	1	0	8	8.0
Babbitt	1	0	18	2	6	.333	2	5	400	0	0	---	0	6	6	0	2	0	0	0	0	6	6.0
Price	1	0	19	2	3	.667	1	2	500	0	0	---	0	1	1	2	1	0	0	1	0	5	5.0
Barton	2	0	15	3	5	.600	0	2	000	1	1	1000	0	4	4	1	1	0	0	1	0	7	3.5
Jeffries	1	0	15	1	1	1.000	0	0	---	0	0	---	1	1	2	1	4	0	0	0	0	2	2.0
Claver	1	0	11	0	2	.000	0	1	000	0	0	---	1	2	3	1	0	0	1	2	0	0	0.0
Leonard	1	0	12	0	0	.---	0	0	---	0	0	---	0	3	3	1	3	0	0	0	0	0	0.0
Trail Blazers	2	480	81	159	509	21	61	344	27	39	692	22	69	91	46	38	0	14	30	6	210	105.0	
Knicks	2	480	72	166	434	17	62	274	29	41	707	24	53	77	38	40	0	19	22	4	190	95.0	

2012-13 Trail Blazers vs. Knicks																							
Player	G	GS	Min	FG	FGA	Pct	3P	3PA	FT	FTA	Pct	OR	DR	Reb	Ast	PF	Dq	Stl	TO	Blk	Pts	Avg	
Anthony	1	1	41	14	24	.583	5	11	455	12	14	857	2	5	7	4	3	0	1	2	0	45	45.0
Smith	2	0	76	21	43	.488	8	20	400	11	16	688	3	11	14	7	5	0	3	6	0	51	30.5
Martin	1	1	31	6	10	.600	0	0	---	0	0	---	1	3	4	1	4	0	0	1	12	12.0	
Felton	1	1	29	4	12</																		

SACRAMENTO KINGS

SAN ANTONIO SPURS

One Sports Parkway
Sacramento, CA 95834
(916) 928-0000



General Manager..... Pete D'Alessandro
Head Coach..... Michael Malone
Assistant Coaches..... Brendan Malone, Corliss Williamson,
Chris Jent, Micah Nori, Dee Brown, Ryan Bowen
Head Athletic Trainer..... Manny Romero
Vice President, Communications..... Donna Schwartz
Director, Media Relations..... Chris Clark
Director, Basketball Information..... Darryl Arata
Home Court..... Sleep Train Arena (17,317)
Radio..... Gary Gerould (KHTK 1140 AM)
Television..... Grant Napear, Jerry Reynolds, Kayte Christensen
(Comcast SportsNet, News10)

DID YOU KNOW



Michael Malone was an assistant coach for New York from 2003-05.

DID YOU KNOW



Beno Udrih was a member of the 2005 and 2007 NBA Champion San Antonio teams.



One AT&T Center
San Antonio, TX 78219
(210) 444-5000

President of Basketball Operations/Head Coach..... Gregg Popovich
Assistant Coaches..... Jim Boylen, Ime Udoka, Sean Marks,
Chip Engelland, Chad Forcier
Head Athletic Trainer..... Will Sevensen
Senior Director of Basketball Communications..... Tom James
Basketball Communications Manager..... Kris Davis
Basketball Communications Coordinator..... Mitch Heckart
Home Court..... AT&T Center (18,581)
Radio..... Bill Schoening (WDAI 1200 AM); Paul Castro
(KCOR 1350 AM Spanish)
Television..... Bill Land, Sean Elliott, Andrew Monaco
(KENS 5, KMYS 35, Fox Sports Southwest)

2012-13 Results

Dec. 28at SAC.....L.....105-106
Feb. 2.....at MSG.....W.....120-81

Overall Record..... 140-148
Home Record..... 76-54
MSG IV Record..... 42-18
Road Record..... 49-78
Sleep Train Arena Record..... 10-15
Neutral Record..... 15-16

Knicks High Points.....43, Latrel Sprewell, Mar. 14, 2002
Kings High Points.....52, Nate Archibald, Jan. 9, 1973*

Knicks Team High Points.....147, Jan. 1, 1966
Kings Team High Points.....149, Mar. 5, 1966*

2013-14 Schedule

Feb. 12.....at MSG.....7:30 p.m.
Mar. 26.....at SAC.....10:00 p.m.

Overall Streak.....Won 1
Last Win.....Feb. 2, 2013
Last Loss.....Dec. 28, 2012
Home Streak.....Won 2
Last Win.....Feb. 2, 2013
Last Loss.....Jan. 14, 2011

Road Streak.....Lost 1
Last Win.....Dec. 31, 2011
Last Loss.....Dec. 28, 2012

2012-13 Results

Nov. 15at SAS.....W.....104-100
Jan. 3.....at MSG.....W.....100-83

Overall Record..... 36-45
Home Record..... 26-14
MSG IV Record..... 26-14
Road Record..... 10-31
AT&T Center Record..... 2-9
Neutral Record..... 0-0

Knicks High Points.....50, Bernard King, Jan. 31, 1984
Spurs High Points.....45, David Robinson, Dec. 10, 1995**

Knicks Team High Points.....138, Feb. 28, 1978
Spurs Team High Points.....139, Dec. 13, 1978

2013-14 Schedule

Nov. 10at MSG.....noon
Jan. 2.....at SAS.....8:30 p.m.

Overall Streak.....Won 2
Last Win.....Jan. 3, 2013
Last Loss.....Mar. 7, 2012
Home Streak.....Won 2
Last Win.....Jan. 3, 2013
Last Loss.....Dec. 27, 2009

Road Streak.....Won 1
Last Win.....Nov. 15, 2012
Last Loss.....Mar. 7, 2012

2012-13 Kings vs. Knicks

Player	G	GS	Min	FG	FGA	Pct	3P	3PA	Pct	FT	FTA	Pct	OR	DR	Reb	Ast	PF	Dq	Stl	TO	Blk	Pts	Avg
Cousins	2	2	64	15	28	.536	0	1	1.000	10	11	.909	4	15	19	6	7	0	4	5	1	40	20.0
Johnson	1	0	29	8	14	.571	1	1	1.000	0	0	0.000	4	3	7	3	4	0	1	2	1	17	17.0
Fredette	2	0	42	12	17	.706	5	9	.556	0	0	0.000	0	4	4	5	3	0	1	4	0	29	14.5
Robinson	1	0	26	4	8	.500	0	0	0.000	3	4	.750	2	2	4	0	1	0	1	2	1	11	11.0
Thornton	2	1	37	6	17	.353	3	9	.333	6	6	1.000	0	4	4	1	2	0	1	1	0	21	10.5
Brooks	1	0	19	4	6	.667	2	3	.667	0	0	0.000	0	1	1	3	0	0	1	3	1	10	10.0
Patterson (Tot)	1	1	20	5	7	.714	0	0	0.000	0	0	0.000	0	2	3	5	0	3	0	0	0	10	10.0
Thomas	2	2	65	6	23	.261	5	13	.385	2	2	1.000	1	4	5	10	4	0	2	1	0	19	9.5
Douglas (Tot)	2	0	35	6	15	.400	3	6	.500	3	3	1.000	2	5	7	3	2	0	1	6	0	18	9.0
Evans	1	1	31	3	10	.300	0	0	0.000	1	2	.500	1	3	4	1	0	1	1	3	1	7	7.0
Outlaw	1	0	19	2	6	.333	0	2	0.000	2	4	.500	0	1	1	1	0	1	0	0	0	6	6.0
Salmoss	2	2	53	4	14	.286	0	0	0.000	0	0	0.000	0	1	1	4	5	0	2	4	2	11	5.5
Thompson	2	1	44	5	12	.417	0	0	0.000	0	0	0.000	0	4	8	12	2	4	0	1	2	10	5.0
Garcia	2	1	46	2	7	.286	2	7	.286	0	0	0.000	0	2	2	2	2	0	2	1	0	6	3.0
Hayes	2	0	7	0	0	0.000	0	0	0.000	0	0	0.000	0	0	0	1	0	0	1	1	0	0	0.0
Kings	2	480	71	162	438	.21	51	412	24	32	750	16	48	64	42	34	0	19	30	8	187	93.5	
Knicks	2	480	88	169	521	.30	73	411	19	33	576	33	65	98	60	35	0	12	34	9	225	112.5	

2012-13 Knicks vs. Kings

Player	G	GS	Min	FG	FGA	Pct	3P	3PA	Pct	FT	FTA	Pct	OR	DR	Reb	Ast	PF	Dq	Stl	TO	Blk	Pts	Avg	
Smith	2	0	65	20	41	.488	8	17	.471	5	5	1.000	3	10	13	9	4	0	2	4	0	53	26.5	
Stoudemire	1	0	21	10	10	1.000	0	0	0.000	2	4	.500	2	4	6	0	1	0	0	1	0	21	21.0	
Chandler	2	2	66	13	21	.619	0	0	0.000	6	13	.462	14	24	38	3	5	0	2	5	1	32	16.0	
Copeland	2	0	50	9	21	.429	4	11	.364	6	6	1.000	1	2	3	3	4	0	0	2	1	28	14.0	
Novak	2	0	43	9	14	.643	8	12	.667	0	0	0.000	1	1	2	1	3	0	1	0	0	26	13.0	
Kidd	2	2	47	8	19	.421	0	0	0.000	4	8	.500	0	6	12	9	3	0	0	6	1	21	10.5	
Anthony	1	1	27	4	12	.333	1	6	.167	0	0	0.000	0	3	3	5	2	0	1	1	0	9	9.0	
Felton	1	1	26	3	8	.375	1	4	.250	0	0	0.000	1	1	2	1	0	0	0	4	1	7	7.0	
Shumpert	1	1	18	2	6	.333	1	3	.333	1	2	.500	1	1	2	3	1	0	0	0	0	6	6.0	
Thomas	2	1	25	5	6	.833	1	1	1.000	0	0	0.000	0	3	6	1	3	0	0	2	1	11	5.5	
White	2	1	21	3	4	.750	0	1	0.000	2	4	.500	0	2	2	2	3	0	2	3	0	6	3.0	
Camby	1	0	11	1	3	.333	0	0	0.000	0	0	0.000	0	1	2	0	1	0	0	1	4	2	2.0	
Prigioni	2	0	40	1	3	.333	1	2	.500	0	0	0.000	0	1	2	3	16	4	0	3	5	0	3	1.5
Brewer	2	1	19	0	2	.000	0	2	.000	0	0	0.000	1	3	4	0	0	0	1	0	0	0	0.0	
Knicks	2	480	88	169	521	.30	73	411	19	33	576	33	65	98	60	35	0	12	34	9	225	112.5		
Kings	2	480	71	162	438	.21	51	412	24	32	750	16	48	64	42	34	0	19	30	8	187	93.5		

2012-13 Spurs vs. Knicks

Player	G	GS	Min	FG	FGA	Pct	3P	3PA	Pct	FT	FTA	Pct	OR	DR	Reb	Ast	PF	Dq	Stl	TO	Blk	Pts	Avg
Parker	2	2	60	12	31	.387	1	3	.333	5	7	.714	0	9	9	18	5	0	0	1	1	30	15.0
Duncan	2	2	55	10	18	.556	0	1	.000	5	8	.625	6	14	20	2	1	0	1	4	5	25	12.5
Neal	1	0	23	3	11	.273	1	5	.200	5	6	.833	0	2	2	1	1	0	1	2	0	12	12.0
Leonard	2	2	63	9	20	.450	4	12	.333	1	1	1.000	6	6	12	2	3	0	2	1	0	23	11.5
Ginobili	2	0	50	6	18	.333	3	10	.300	5	6	.833	0	3	3	5	5	0	2	5	0	20	10.0
Splitter	2	1	44	5	10	.500	0	0	0.000	10	10	1.000	1	2	3	0	4	0	1	3	4	20	10.0
De Colo	1	0	9	4	4	1.000	1	1	1.000	0	0	0.000	0	2	2	0	0	0	0	1	0	9	9.0
Green	2	2	51	7	18	.389	3	11	.273	1	2	.500	2	6	8	2	4	0	3	0	1	18	9.0
Jackson	2	0	29	4	13	.308	2	8	.250	0	0	0.000	0	2	9	11	1	2	0	0	1	10	5.0
Mills	2	0	31	4	9	.444	2	6	.333	0	0	0.000	0	2	3	5	0	1	0	0	3	10	5.0
Blair	1	1	9	1	4	.250	0	0	0.000	0	0	0.000	0	0	0	1	0	0	0	0	0	2	2.0
Diaw	2	0	41	1	2	.500	0	1	.000	2	2	1.000	0	6	6	2	4	0	2	2	0	4	2.0
Bonner	1	0	14	0	6	.000	0	5	.000	0	0	0.000	0	1	2	1	0	0	0	0	0	0	0.0

TORONTO RAPTORS

UTAH JAZZ

50 Bay Street, Suite 500
Toronto, ONT M5J 2L2
(416) 815-5600



President and General ManagerMasai Ujiri
Head Coach.....Dwane Casey
Assistant Coaches.....Bill Bayno, Nick Nurse, Jesse Mermuys,
Tom Sterner, Jama Mahlalela, Alex McKechnie
Head Athletic Trainer.....Scott McCullough
Director, Media Relations.....Jim LaBumbard
Manager, Media Relations.....Roven Yau
Coordinator, Media Relations.....Phil Summers
Home Court.....Air Canada Centre (19,800)
Radio.....Paul Jones, Eric Smith (590 AM, TSN Radio 1010 AM)
Television.....Matt Devlin, Leo Rautins, Jack Armstrong,
Sherman Hamilton (TSN, TSN2, Sportsnet,
Sportsnet ONE, SportsNet 360)

DID YOU KNOW



In 2010, Landry Fields became the Knicks first second-round pick to start on Opening Night since Gerald Wilkins in 1985.

DID YOU KNOW



Knicks played first interleague preseason game in Utah on Sep. 28, 1971, defeating ABA Champion Utah Stars, behind 19 points from Walt Frazier.



301 West South Temple
Salt Lake City, UT 84101
(801) 325-2500

Executive Vice President of Basketball Operations.....Kevin O'Connor
Head Coach.....Tyronne Corbin
Assistant Coaches.....Sidney Lowe, Mike Sanders, Brad Jones,
Mark McKown
Head Athletic Trainer.....Gary Briggs
Director, Communications.....Jonathan Rinehart
Senior Manager, Communications.....Derek Garduno
Manager, Communications.....Hannah Lee
Home Court.....EnergySolutions Arena (19,911)
Radio.....David Locke, Ron Boone (KFNZ 1280 AM/97.5 FM)
Television.....Craig Bolerjack, Matt Harpring (ROOT Sports)

2012-13 Results

Feb. 13.....at MSG.....L.....88-92
Feb. 22.....at TOR.....L.....98-100
Mar. 22.....at TOR.....W.....99-94
Mar. 23.....at MSG.....W.....110-84

Overall Record.....36-33
Home Record.....22-13
MSG IV Record.....22-13
Road Record.....14-20
Air Canada Centre Record.....8-20
Neutral Record.....0-0

Knicks High Points.....43, Jamal Crawford, Feb. 22, 2008
Raptors High Points.....41, Andrea Bargnani, Dec. 8, 2010

Knicks Team High Points.....139, Apr. 6, 1996
Raptors Team High Points.....131, Apr. 14, 2010

2013-14 Schedule

Dec. 27.....at MSG.....7:30 p.m.
Dec. 28.....at TOR.....7:00 p.m.
Apr. 11.....at TOR.....7:00 p.m.
Apr. 16.....at MSG.....8:00 p.m.

Overall Streak.....Won 2
Last Win.....Mar. 23, 2013
Last Loss.....Feb. 22, 2013

Home Streak.....Won 1
Last Win.....Mar. 23, 2013
Last Loss.....Feb. 13, 2013

Road Streak.....Won 1
Last Win.....Mar. 22, 2013
Last Loss.....Feb. 22, 2013

2012-13 Results

Mar. 9.....at MSG.....W.....113-84
Mar. 18.....at UTA.....W.....90-83

Overall Record.....44-42
Home Record.....31-12
MSG IV Record.....31-12
Road Record.....13-30
EnergySolutions Arena Record.....6-14
Neutral Record.....0-0

Knicks High Points.....46, Spencer Hayward, Oct. 26, 1978
Jazz High Points.....68, Pete Maravich, Feb. 25, 1977

Knicks Team High Points.....134, Nov. 1, 1979
Jazz Team High Points.....131, Jan. 12, 2011

2013-14 Schedule

Mar. 7.....at MSG.....7:30 p.m.
Mar. 31.....at UTA.....9:00 p.m.

Overall Streak.....Won 4
Last Win.....Mar. 18, 2013
Last Loss.....Jan. 12, 2011

Home Streak.....Won 3
Last Win.....Mar. 9, 2013
Last Loss.....Nov. 9, 2009

Road Streak.....Won 1
Last Win.....Mar. 18, 2013
Last Loss.....Jan. 12, 2011

2012-13 Raptors vs. Knicks

Player	G	GS	Min	FG	FGA	Pct	3P	3PA	Pct	FT	FTA	Pct	OR	DR	Reb	Ast	PF	Dq	Stl	TO	Blk	Pts	Avg
Anderson	4	0	119	27	56	.482	13	25	.520	12	13	.923	5	7	12	10	12	0	1	9	1	79	19.8
DeRozan	4	4	153	25	53	.472	1	7	.143	22	24	.917	2	9	11	14	8	0	3	9	2	73	18.3
Gay (Tot)	4	4	134	23	67	.343	2	14	.143	16	21	.762	4	16	20	10	11	0	6	5	5	64	16.0
Gay (TOR)	3	3	97	17	51	.333	1	10	.100	12	15	.800	3	15	18	7	7	0	4	4	1	47	15.7
Lowry	4	4	126	17	40	.425	8	20	.400	8	12	.667	1	7	8	22	13	0	5	5	0	50	12.5
Telfair (Tot)	2	0	55	8	16	.500	5	7	.714	1	2	.500	1	4	5	7	6	0	3	5	0	22	11.0
Telfair (TOR)	4	4	124	11	20	.550	1	1	1.000	3	5	.600	5	15	20	3	11	0	5	5	1	26	6.5
Lucas	4	0	71	10	30	.333	4	21	.190	2	3	.667	0	7	7	1	4	0	1	2	0	26	6.5
Johnson	4	0	96	11	18	.611	0	0	---	3	4	.750	7	14	21	3	11	0	3	2	4	25	6.3
Ross	3	1	54	7	22	.318	3	10	.300	1	2	.500	1	6	7	1	9	0	0	4	1	18	6.0
Valanciunas	4	4	95	10	15	.667	0	0	---	4	6	.667	10	20	30	1	9	0	1	8	3	24	6.0
Bargnani	2	0	25	1	3	.333	0	0	---	0	0	---	0	0	0	0	1	0	0	1	1	2	1.0
Raptors	4	4	960	136	308	.442	31	94	.330	67	84	.798	34	100	134	62	85	0	23	51	14	370	92.5
Knicks	4	4	960	142	304	.467	36	94	.383	75	102	.735	50	128	178	67	93	1	34	54	18	395	98.8

2012-13 Knicks vs. Raptors

Player	G	GS	Min	FG	FGA	Pct	3P	3PA	Pct	FT	FTA	Pct	OR	DR	Reb	Ast	PF	Dq	Stl	TO	Blk	Pts	Avg
Anthony	4	4	156	39	98	.398	4	25	.160	27	36	.750	10	22	32	9	14	0	4	16	3	109	27.3
Smith	4	0	137	29	55	.527	9	22	.409	17	25	.680	2	16	18	11	11	0	4	7	0	84	21.0
Martin	2	2	64	16	21	.762	0	0	---	5	7	.714	9	9	18	0	5	0	3	2	3	37	18.5
Stoudemire	2	0	44	10	23	.435	0	0	---	4	6	.667	6	7	13	0	7	0	0	4	1	24	12.0
Felton	4	4	145	13	34	.382	4	12	.333	12	15	.800	3	12	15	16	11	0	9	8	0	42	10.5
Chandler	2	2	69	6	13	.462	0	0	---	6	7	.857	7	9	16	2	11	1	1	4	7	18	9.0
Copeland	2	0	25	6	9	.667	3	4	.750	0	0	---	1	4	5	0	7	0	0	2	0	15	7.5
Novak	4	0	56	9	16	.563	7	11	.636	0	0	---	1	9	10	2	3	0	1	0	0	25	6.3
Shumpert	4	4	74	6	13	.462	3	6	.500	3	4	.750	5	10	15	6	5	0	5	2	1	18	4.5
Kidd	4	2	117	5	13	.385	5	12	.417	1	2	.500	3	16	19	11	9	0	4	5	2	16	4.0
Prigioni	4	2	56	3	5	.600	1	2	.500	0	0	---	3	7	10	10	6	0	3	0	0	7	1.8
Camby	1	0	12	0	2	.000	0	0	---	0	0	---	0	5	5	0	4	0	0	1	1	0	0.0
White	1	0	5	0	2	.000	0	0	---	0	0	---	0	2	2	0	0	0	0	0	0	0	0.0
Knicks	4	4	960	142	304	.467	36	94	.383	75	102	.735	50	128	178	67	93	1	34	54	18	395	98.8
Raptors	4	4	960	136	308	.442	31	94	.330	67	84	.798	34	100	134	62	85	0	23	51	14	370	92.5

2012-13 Jazz vs. Knicks

Player	G	GS	Min	FG	FGA	Pct	3P	3PA	Pct	FT	FTA	Pct	OR	DR	Reb	Ast	PF	Dq	Stl	TO	Blk	Pts	Avg
Hayward	2	1	65	9	22	.409	5	12	.417	7	8	.875	1	6	7	3	0	0	3	7	4	30	15.0
Millsap	1	1	29	4	9	.444	0	1	.000	4	4	1.000	4	1	5	0	4	0	2	4	1	12	12.0
Burks	2	0	40	7	17	.412	1	5	.200	4	5	.800	0	1	1	1	4	0	0	3	0	19	9.5
Jefferson	2	2	56	7	22	.318	0	0	---	3	4	.750	3	12	15	3	6	0	0	2	0	17	8.5
Ma, Williams	2	0	48	7	13	.538	2	6	.333	1	1	1.000	4	9	13	1	7	0	0	2	0	17	8.5
Mo, Williams	2	2	56	7	22	.318	2	4	.500	1	1	1.000	2	7	9	9	6	0	2	7	0	17	8.5
Kanter	2	0	41	5	10	.500	1	1	1.000	5	6	.833	6	3	9	2	2	0	0	4	0	16	8.0
Foye	2	2	36	4	13	.308	4	10	.400	0	0	---	0	1	1	2	6	0	1	1	0	12	6.0
Tinsley	1	0	19	2	6	.333	1	3	.333	1	2	.500	0	1	1	2	1	0	1	2	0	6	6.0
Favors	2	1	45	3	12	.250	0	0	---	5	12	.417	8	10	18	3	5	0	2	1	1	11	5.5
Carroll	1	1	16	1	3	.333	1	2	.500	0	0	---	1	2	3	0	1	0	0	1	1	3	3.0
Evans	1	0	6	1	1	1.000	0	0	---	1	2	.500	1	2	0	1	0	0	0	0	0	3	3.0
Murphy	1	0	4	1	3	.333	0	1	.000	0	0	---	0	0	0	0	1	0	0	0	0	2	2.0
Watson	2	0	21	1	1	1.000	0	0	---	0	0	---	0	1	1	4	2	0	3	2	0	2	1.0
Jazz	2	480	59	154	.383	17	45	.378	32	45	.711	30	56	86	30	46	0	14	37	7	167	83.5	
Knicks	2	480	70	144	.486	21	55	.382	42	55	.764	16	57	73	39	40	0	20	26	8	203	101.5	

2012-13 Knicks vs. Jazz

Player	G	GS	Min	FG	FGA	Pct	3P	3PA	Pct	FT	FTA	Pct	OR	DR	Reb	Ast	PF	Dq	Stl	TO	Blk	Pts	Avg
Smith	2	0	59	15	31	.484	5	12	.417	9	12	.750	4	7	11	4	5	0	1	7	0	44	22.0
Felton	2	2	66	14	22	.636	3	6	.500	3	4	.750	0	2	2	8	3	0	3	4	0	34	17.0
Copeland	2	1	39	10	21	.476	2	6	.333	4	5	.800	0	6	6	2	7	0	1	3	0	26	13.0
Novak	2	0	43	7	15	.467	5	13	.385	5	6	.833	0	0	2	2	0	2	1	0	24	12.0	
Martin	2	1	43	8	12	.667	0	0	---	3	6	.500	6	9	15	1	6	0	3	1	1	19	9.5
Shumpert	2	2	44	4	10	.400	2	3	.667	8	10	.800	0	7	7	2	0	0	4	1	0	18	9.0
Chandler	1	1	25	2	4	.500	0	0	---	2	2	1.000	0	9	9	0	4	0	0	1	2	6	6.0
Prigioni	2	1	44	2	5	.400	2	4	.500	4	4	1.000	5	2	7	8	5	0	0	1	0	10	5.0
Thomas	2	1	35	5	9	.556	0	0	---	0	0	---	0	3	3	2	2	0	0	2	3	10	5.0
Kidd	2	0	44	2	10	.200	1	9	.111	4	4	1.000	1	7	8	6	3</						

WASHINGTON WIZARDS

COURT DIMENSIONS

601 F Street NW
Washington, DC 20004
(202) 661-5000



President.....Ernie Grunfeld
Head Coach.....Randy Wittman
Assistant Coaches.....Don Newman, Don Zierden, Sam Cassell, Ryan Saunders, Pat Sullivan
Head Athletic Trainer.....Eric Waters
Senior Director, Communications.....Scott Hall
Director, Communications.....Patrick Rees
Director, Corporate Communications.....Ketsia Colimon
Communications Manager.....Daren Jenkins
Home Court.....Verizon Center (20,278)
Radio.....Dave Johnson, Glenn Consor (106.7 FM)
Television.....Steve Buchhantz, Phil Chenier, Chris Miller (Comcast SportsNet)



Randy Wittman and Mike Woodson were college teammates at Indiana University.

2012-13 Results

Nov. 30.....at MSG.....W.....108-87
Feb. 6.....at WAS.....L.....96-106
Mar. 1.....at WAS.....W.....96-88
Apr. 9.....at MSG.....W.....120-99

2013-14 Schedule

Nov. 23.....at WAS.....7:00 p.m.
Dec. 16.....at MSG.....7:30 p.m.
Apr. 4.....at MSG.....7:30 p.m.

Overall Record.....167-113
Home Record.....94-39
MSG IV Record.....77-31
Road Record.....61-71
Verizon Center Record.....11-17
Neutral Record.....9-6

Overall Streak.....Won 2
Last Win.....Apr. 9, 2013
Last Loss.....Feb. 6, 2013
Home Streak.....Won 10
Last Win.....Apr. 9, 2013
Last Loss.....Dec. 6, 2006

Knicks High Points.....47, Richie Guerin, Nov. 21, 1961
Wizards High Points.....49, Bernard King, Jan. 31, 1991

Road Streak.....Won 1
Last Win.....Mar. 1, 2013
Last Loss.....Feb. 6, 2013

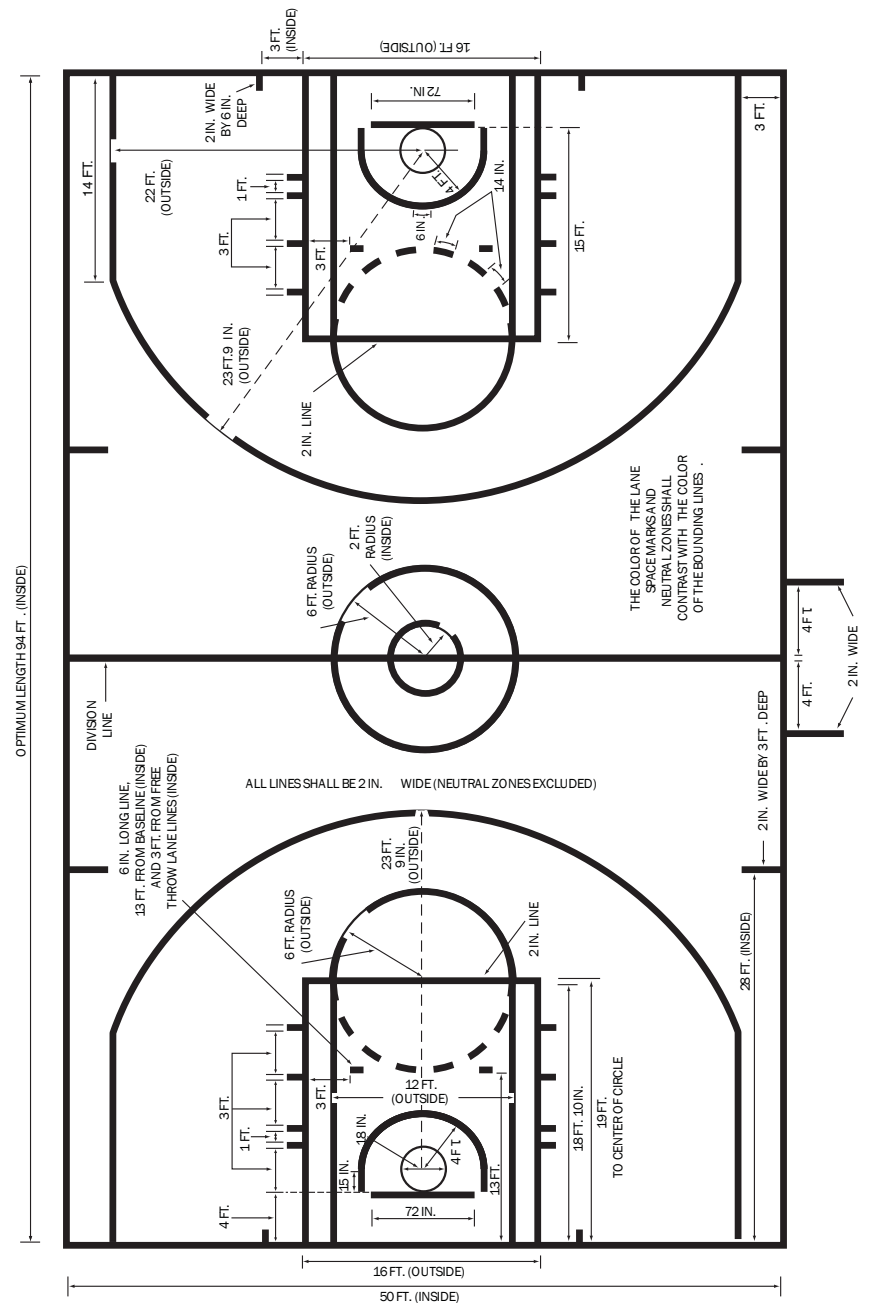
Knicks Team High Points.....150, Dec. 11, 1965
Wizards Team High Points.....142, Apr. 17, 1987
.....142, Dec. 15, 1962

2012-13 Wizards vs. Knicks

Player	G	GS	Min	FG	FGA	Pct	3P	3PA	Pct	FT	FTA	Pct	OR	DR	Reb	Ast	PF	Dq	Stl	TO	Blk	Pts	Avg
Wall	3	3	114	25	51	.490	0	2	000	20	23	.870	2	9	11	19	5	0	4	15	2	70	23.3
Beal	2	2	71	15	32	.469	6	12	500	7	11	.636	2	12	14	2	2	0	0	3	0	43	21.5
Ariza	3	1	91	14	29	.483	7	15	467	9	12	.750	2	12	14	8	5	0	4	3	1	44	14.7
Webster	4	3	129	17	30	.567	7	15	467	4	4	1.000	3	15	18	4	6	0	3	4	0	45	11.3
Hilario	3	2	70	13	22	.591	0	0	---	5	9	.556	3	17	20	8	5	0	3	4	1	31	10.3
Crawford	2	0	35	7	19	.368	0	5	000	3	5	.600	1	1	2	4	1	0	0	1	0	17	8.5
Okafor	4	4	100	13	27	.481	0	0	---	7	14	.500	10	19	29	3	7	0	3	3	3	33	8.3
Martin	2	0	26	6	13	.462	4	8	500	0	0	---	1	2	3	0	1	0	0	1	0	16	8.0
Price	3	1	60	8	22	.364	5	11	455	0	0	---	1	6	7	8	4	0	0	1	0	21	7.0
Seraphin	4	1	75	12	29	.414	0	0	---	4	6	.667	13	8	21	2	7	0	2	8	3	28	7.0
Temple	3	2	58	5	11	.455	1	2	500	2	4	.500	1	5	6	7	4	0	1	3	0	13	4.3
Barbosa (Tot)	2	0	22	3	6	.500	0	1	000	2	3	.667	0	0	0	3	2	0	0	0	0	8	4.0
C. Singleton	4	1	79	4	14	.286	1	4	250	2	6	.333	0	7	7	1	13	0	0	4	4	11	2.8
Barron	1	0	5	1	2	.500	0	0	---	0	0	---	1	1	2	1	1	0	0	1	0	2	2.0
Booker	2	0	15	2	5	.400	0	0	---	0	0	---	2	2	4	1	1	0	0	0	0	4	2.0
Collins (Tot)	1	0	1	0	0	---	0	0	---	2	2	1.000	0	0	0	0	0	0	0	0	0	2	2.0
Livingston	1	0	17	1	2	.500	0	0	---	0	0	---	0	2	2	1	1	0	0	2	0	2	2.0
Vesely	2	0	16	0	0	---	0	0	---	0	0	---	0	2	2	2	0	0	1	0	0	0	0.0
Wizards	4	4	960	143	308	.464	31	74	419	63	94	.670	42	120	162	71	63	0	21	55	14	380	95.0
Knicks	4	4	960	157	326	.482	49	121	405	57	73	.781	29	124	153	82	79	0	27	42	10	420	105.0

2012-13 Knicks vs. Wizards

Player	G	GS	Min	FG	FGA	Pct	3P	3PA	Pct	FT	FTA	Pct	OR	DR	Reb	Ast	PF	Dq	Stl	TO	Blk	Pts	Avg
Anthony	4	4	145	39	81	.481	10	23	435	29	36	.806	3	25	28	17	9	0	2	10	1	117	29.3
Smith	4	0	138	27	55	.491	6	18	333	3	5	.600	2	16	18	13	11	1	3	6	0	63	15.8
Stoudemire	2	0	53	11	29	.379	0	0	---	9	11	.818	2	6	8	0	4	0	1	4	3	31	15.5
Fellton	4	4	130	24	53	.453	7	19	368	6	6	1.000	3	10	13	18	3	0	7	5	0	61	15.3
Brewer	1	1	20	5	9	.625	2	4	500	0	0	---	1	0	1	3	0	0	3	0	0	12	12.0
Copeland	2	0	42	9	16	.563	4	6	667	1	2	.500	2	8	10	1	8	0	0	5	0	23	11.5
Chandler	3	3	95	9	17	.529	0	0	---	8	11	.727	10	23	33	4	6	0	1	2	1	26	8.7
Shumpert	3	3	70	10	21	.476	6	11	545	0	0	---	2	5	7	5	9	0	1	1	2	26	8.7
Wallace	1	0	17	3	5	.600	1	3	333	0	0	---	0	4	4	0	3	0	1	1	0	7	7.0
Novak	4	0	73	9	20	.450	8	18	444	0	0	---	0	7	7	0	7	0	1	0	0	26	6.5
Prigioni	3	1	56	6	9	.667	4	7	571	0	0	---	1	5	6	11	4	0	2	2	0	16	5.3
Kidd	3	1	68	3	11	.273	1	9	111	0	0	---	2	9	11	8	7	0	4	0	0	7	2.3
Martin	1	1	18	1	2	.500	0	0	---	0	0	---	0	3	3	0	4	0	1	3	2	2	2.0
White	3	1	26	1	8	.125	0	3	000	1	2	.500	1	3	4	2	2	0	0	2	1	3	1.0
Thomas	1	1	8	0	1	.000	0	0	---	0	0	---	0	0	0	0	2	0	0	0	0	0	0.0
Knicks	4	4	960	157	326	.482	49	121	405	57	73	.781	29	124	153	82	79	0	27	42	10	420	105.0
Wizards	4	4	960	143	308	.464	31	74	419	63	94	.670	42	120	162	71	63	0	21	55	14	380	95.0



HISTORY



THE KNICKERBOCKERS STORY



Ned Irish: The Founding Father

THE BEGINNING

It all began on Jun. 6, 1946, when Madison Square Garden was granted a charter franchise in the newly-formed Basketball Association of America. The legendary Ned Irish, who would eventually be enshrined in the Basketball Hall of Fame in Springfield, was the Knicks' founding father and one of the infant circuit's pioneers.

The newly-christened Knickerbockers debuted on Nov. 1, 1946, edging the Toronto Huskies, 68-66 at famed Maple Leaf Gardens. Former Manhattan College mentor Neil Cohan was the Knicks' first head coach, while Ossie Schectman, Stan Stutz, Jake Weber, Ralph Kaplowitz and Leo Gottlieb made up the inaugural starting lineup.

THIS NEARLY WAS MINE

New York was playoff-bound in each of its first 10 seasons, nine of those under the leadership of Joe Lapchick, the coaching genius whose 326 career wins helped him carve a niche in the Hall of Fame.

THE CITY'S TEAM. THE CITY GAME. Nearly seven decades of heroes and heroics. That's the legacy and tradition of the New York Knickerbockers, a charter member of the National Basketball Association and one of the benchmark franchises of American sports.

It is a history that includes six of the 50 Greatest Players in NBA History - Patrick Ewing, Willis Reed, Walt Frazier, Dave DeBusschere, Earl Monroe and Jerry Lucas...a tradition that embraces four of the 10 Greatest Coaches in League history, led by the legendary Red Holzman...a legacy written across eight trips to the NBA Finals and two World Championships, with the fabled 1970 team cited as one of the 10 Greatest Teams in League annals.

The Knicks made three consecutive trips to the NBA Finals, in 1951, 1952 and 1953. But they would be denied the summit all three times: first by Rochester, and then by the dynastic Minneapolis Lakers in 1952 and 1953.

Carl Braun was the club's premier scorer during those early days, averaging 14.1 points over a career that spanned 12 seasons and five All-Star selections. Braun's teammates included Harry Gallatin, the ferocious rebounder who still holds the club record of 610 consecutive games played; the great Dick McGuire, who set a playmaking standard by leading the club in assists for seven straight seasons (1950-56), popular Ernie Vandeweghe and pioneer pro Nat "Sweetwater" Clifton. The greatness of the early Knicks has been certified with the enshrinements of Gallatin and McGuire into the Hall of Fame, joining Lapchick and Irish.

LEAN YEARS

New York made the playoffs only once in a 10-year span from the late '50s into the '60s, a period in which Iona's Richie Guerin earned a permanent place in Knicks lore - and, in 2013, long-overdue election to the Basketball Hall of Fame - with his sensational scoring and hard-nosed play. A six-time All-Star with New York, Guerin was the first Knick to score 50 points in a game when he poured in 57 on Dec. 11, 1959 against Syracuse, just one of 13 40-point performances during his career. Willie Naulls, Ray Felix, Jumpin' Johnny Green and Ken Sears were also major Knick heroes in those days.

The head coaching assignments during that era were handled by Vince Boryla, Fuzzy Levane, Braun, Eddie Donovan, Gallatin and McGuire.



Bradley and Reed exalt in '73 title



Willis makes his dramatic Finals entrance.

TAKE IT ALL!

Following a decade in the doldrums, the Knicks franchise would ultimately reach its zenith under William "Red" Holzman, the Hall of Fame coach who took over the reins in late 1967, just prior to the team's move from the venerable Old Garden on 49th Street to the gleaming New Garden above Penn Station. As Holzman assumed the helm, the team's "Golden Era" - which would include four 50+win seasons, three Eastern Conference Championships and, of course, two NBA titles - was launched.

The Knicks climbed to basketball's pinnacle in 1969-70, riding a club record 18-game winning streak and a 60-22 regular season mark to the team's first NBA World Championship. Captain Willis Reed, the League's MVP, will forever be remembered for stepping onto the Garden court in spite of his severely injured leg, to the deafening roar of a capacity crowd... the impetus for a stirring and decisive seventh game triumph in the Finals against the Los Angeles Lakers. With Reed scoring the Knicks' first two baskets and Walt Frazier adding 36 points and 19 assists, New York nailed down its first NBA title with a 113-99 Game Seven win, forever stamping May 8, 1970 as the ultimate red-letter day in team history.

Along with Reed's contributions, the unprecedented success was keyed by fabled teammates such as Frazier, Bill Bradley, Dave DeBusschere and Dick Barnett, along with "Minutemen" Mike Riordan, Cazzie Russell and Dave Stallworth. Smart drafting and shrewd trades by Holzman and general manager Eddie Donovan - especially the fabled December 1968 acquisition of DeBusschere from Detroit - laid the foundation for success.

Holzman's club led the NBA in team defense five times over a six-year span from 1968-69 to 1973-74. The team captured the citizenry of the world's greatest basketball city, selling out the New Garden 26 times in 1969-70 after recording just six regular season sellouts in 22 seasons at the Old Garden.

Earl "The Pearl" Monroe, a Knicks nemesis during his days with the Baltimore Bullets, joined the Knicks in 1971-72 and teamed with Frazier to form one of the greatest backcourts in NBA history. Also acquired to shore up the front line was perennial All-Star Jerry Lucas.

In 1971-72, despite the season-long absence of Reed due to injury, the Knicks won the Eastern Conference title with Playoff wins over Baltimore and Boston. In 1972-73, Reed returned and a veteran Knick squad gutted its way to its second NBA Championship. They outlasted Boston in a classic Eastern Final series and then beat the Lakers in the Finals, becoming the first team in NBA history to defeat two 60-win teams en route to a title.

In tribute to the championship heroes, the retired numbers of Reed, Bradley, Frazier, Barnett, DeBusschere and Monroe hang from the Garden rafters. Reed, Bradley, Frazier, DeBusschere, Monroe and Lucas have all joined Holzman in the Naismith Memorial Basketball Hall of Fame.

SLUMP, THEN SURGE

New York was a playoff force for nine straight seasons (1966-67 through 1974-75). But then a period of lean times befell the club as the '80s dawned, despite headline performances by Spencer Haywood, Ray Williams, Michael Ray Richardson and future Hall of Famer Bob McAdoo. Holzman and Reed presided as coach as the Knicks made the Playoffs only twice in a seven-year span from 1976 to 1982

Two dynamic and unforgettable personalities - both future Hall of Famers - played the central roles as the Knicks' fortunes turned in the early '80s...Head Coach Hubie Brown and scorer extraordinaire Bernard King. In 1984, Brown guided the Knicks to a memorable first-round playoff victory over Detroit. King developed into perhaps the greatest offensive force in club history, leading the NBA in scoring with a 32.9 average in 1984-85, becoming the Knicks' only League-leading scorer over the franchise's first 66 years.


From the lens of George Kalinsky

From the lens of George Kalinsky

JACKPOT!

On Mother's Day 1985, the Knicks won the rights to Georgetown superstar Patrick Ewing in the first-ever NBA Lottery. It would prove to be a major turning point in the club's history. Ewing authored 15 memorable years in New York, becoming an 11-time All-Star, the all-time club leader in virtually every category and arguably the greatest player to ever wear the orange and blue, a headline performer whose No. 33 would be hoisted to the Garden rafters in 2003. But a crippling 1985 knee injury to King set off a three-year dry spell in which the Knicks would win only 24, 23 and 24 games, missing the Playoffs all three years as Garden attendance plummeted.

But a decade-plus period in which the Knicks would again reign as one of the game's elite began in 1987-88. Under General Manager Al Bianchi and Hall of Fame-bound Head Coach Rick Pitino and buoyed by Rookie of the Year Mark Jackson, the Knicks gained a playoff spot in the season's final game. The next year, with newly-acquired Charles Oakley and Kiki Vandeweghe on board, the Knicks won 52 games (including 26 straight at home) and the Atlantic Division title. In 1989-90, behind an MVP-caliber season by Ewing, the Knicks rose from an 0-2 hole and defeated the arch-rival Celtics in the first playoff round with an emotional Game Five triumph at Boston Garden.



All-Stars Oakley, Ewing and Starks

IT'S ALL ABOUT SOUL

Club president Dave Checketts - named on Mar. 1, 1991 - and eventual President and General Manager Ernie Grunfeld then guided the Knicks into an unforgettable era by hiring future Hall of Fame coach Pat Riley and adding the likes of Xavier McDaniel, Rolando Blackman, Anthony Mason, Doc Rivers, Charles Smith and Derek Harper. The Riley Era - 1991-92 through 1994-95 - resulted in an unprecedented four consecutive 50+ win seasons, two Atlantic Division titles, two trips to the Eastern Conference Finals, and a series of electrifying Playoff runs that captivated the entire nation.

In 1992-93, the Knicks rewrote the club record book with a franchise-record-tying 60 wins, a club record 37 home victories and, ultimately, their first appearance in the Eastern Conference Finals in nearly two decades.

Then, keyed by one of the greatest defensive units in NBA history (91.5 points allowed) and All-Star seasons from Ewing, Oakley and John Starks, the 1993-94 Knicks ended the three-year championship reign of the Chicago Bulls with an emotional playoff triumph, then bested Indiana to earn their first Eastern Conference Championship in 21 years, only to be denied the ultimate prize in a seven-game nail-biter NBA Finals series against Houston. A 55-win season in 1994-95 and a heartbreaking seven-game Playoff loss to Indiana were followed soon after by Riley's resignation as head coach.

As a final, fitting postscript to the Riley Era, both Ewing and Riley earned first-ballot election to the Basketball Hall of Fame with the Class of 2008.

JEFF'S TIME

After seven years as an assistant coach, youthful Jeff Van Gundy succeeded future Hall-of-Famer Don Nelson as head coach on Mar. 8, 1996. Following the 1995-96 season, Grunfeld engineered an extensive off-season facelift that put Larry Johnson, Allan Houston, Chris Childs and Buck Williams in Knicks uniforms. The results were a 57-win season in 1996-97, followed by an emotional first-round Playoff triumph over Miami in 1997-98, a season marred by a wrist fracture suffered by Ewing that sidelined the All-Star center for the final two-thirds of the regular season.

Electrifying Latrell Sprewell and youthful Marcus Camby came aboard in 1998-99 to help write one of the most memorable chapters in the club's storied history. Following a 27-23 regular season, the Knicks stormed from the East's eighth seed to win the Eastern Conference title with thrilling



The Big Fella was a member of two NBA Finals teams.

Playoff triumphs over arch-rivals Miami and Indiana and a decisive four-game sweep of Atlanta, before the ultimate heartbreak of a five-game Finals loss to San Antonio.

In 2000, the Knicks made their second straight march to the East Finals, highlighted by their third straight Playoff triumph over Miami, as Ewing concluded his 15-year, Hall of Fame Knick career. Van Gundy, meanwhile, would ultimately log 248 career wins to become the third-winningest coach in franchise history, behind only the storied duo of Holzman and Lapchick.

THE KNICKS ARE BACK...

Following the end of both the Knicks' string of 14 consecutive Playoff appearances and their decade-long streak of 433 home sellouts, Hall-of-Famer Isiah Thomas was appointed president, basketball operations on Dec. 22, 2003. Over the next five seasons, Hall-of-Famers Lenny Wilkens, Larry Brown and ultimately Thomas would coach the Knicks, with Wilkens leading New York to a Playoff berth in 2004.

The Knicks' journey back toward elite status began in the spring of 2008, with the naming of New York native Donnie Walsh as president, basketball operations and the hiring of Mike D'Antoni as head coach. In 2008-09, D'Antoni engineered a nine-game improvement in the win column. The following year, David Lee became the Knicks' first NBA All-Star since 2001, Nate Robinson capped a span in which he won three NBA Slam Dunk



Championships, and Italian import Danilo Gallinari emerged as one of the game's deadliest three-point threats.

Meanwhile, Walsh presided over an extensive roster makeover climaxed by an eight-month period over 2010-11 in which the Knicks acquired perennial All-Stars Amar'e Stoudemire from Phoenix and Carmelo Anthony from Denver. In 2010-11, the Knicks marched to their first winning record in a decade and their first Playoff berth since 2004.

The Knicks' rebirth continued in 2011-12 with the promotion of Glen Grunwald to the general manager's chair, his acquisition of eventual 2012 NBA Defensive Player of the Year Tyson Chandler, and the Mar. 14 naming of Mike Woodson as head coach. In a season highlighted by an 18-6 record under Woodson, an All-Star performance by Anthony and the mid-season heroics of unheralded free agent signee Jeremy Lin, the Knicks nailed down their second straight NBA Playoff berth.

And then in 2012-13, the Knicks electrified the world's greatest basketball city by winning 54 games - including 13 straight late in the season - en route to their first Atlantic Division title in nearly two decades. Anthony led the NBA with a 28.7 scoring average, joining newly-minted Hall of Famer Bernard King as the only Knicks ever to pace the League in scoring. J.R. Smith was named the League's Sixth Man of the Year, while Chandler earned NBA All-Star honors. In the Playoffs, the Knicks defeated the arch-rival Celtics to advance to the East Semis for the first time since 2000 while extending their home sellout streak to 115...all of which gave a stunning validity to Stoudemire's original 2010 promise that, "The Knicks are back!"

Now, with renewed spirit, Playoff experience and the acquisitions of veterans Andrea Bargnani and Metta World Peace - and with the spectacular Garden Transformation now complete - New York's Team faces the 2010s with the promise of even greater heights.

WHAT IS A KNICKERBOCKER?

The Name...

The term "Knickerbockers" traces its origin to the Dutch settlers who came to the New World - and especially to what is now New York - in the 1600s. Specifically, it refers to the style of pants the settlers wore...pants that rolled up just below the knee, which became known as "knickerbockers", or "knickers".

In 1809, legendary author Washington Irving solidified the knickerbocker name in New York lore when he wrote the satiric *A History of New York from the Beginning of the World to the End of the Dutch Dynasty* under the pseudonym *Diedrich Knickerbocker*. Later known as *Knickerbocker's History of New York*, Irving's book introduced the word "knickerbocker" to signify a New Yorker who could trace his or her ancestry to the original Dutch settlers.

With the publication of Irving's book, the Dutch settler "Knickerbocker" character became synonymous with New York City. The city's most popular symbol of the late 19th and early 20th centuries was "Father Knickerbocker", complete with cotton wig, three-cornered hat, buckled shoes, and, of course, knickered pants.

At the same time, the term "Knickerbocker" became indelibly linked to anything and everything New York...from Jacob Ruppert's Knickerbocker Beer to the 1938 Broadway musical *Knickerbocker Holiday* (which starred Walter Huston and featured the haunting "September Song") to famed society gossip columnists Cholly Knickerbocker (the nom de plume used by Maury Paul and Igor Cassini) and Suzy Knickerbocker (Aileen Mehle).



General Research Division, The New York Public Library, Astor, Lenox and Tilden Foundations

The Knickerbocker name had its first use in the sports world in 1845, when Alexander Cartwright's Manhattan-based baseball team — the first organized team in baseball history — was named the "New York Knickerbockers" or the "Knickerbocker Nine." The Knickerbocker name stayed with the team even after it moved its base of operations to Elysian Fields at Hoboken, NJ in 1846. (The baseball link may have prompted Casey Stengel to joyously exclaim, "It's great to be back as the manager of the Knickerbockers!" when he was named pilot of the newborn Mets in 1961). Thus, the Knickerbocker name had been an integral part of the New York scene for more than a century when the Basketball Association of America granted a charter franchise to the city in the summer of 1946. As can best be determined, the final decision to call the team the "Knickerbockers" was made by the club's founder, the legendary Ned Irish.

The late Fred Podesta, the longtime Garden executive who passed away in 1999, once recalled, "The name came out of a hat. We were all sitting in the office one day - Irish, (publicity man) Lester Scott and a few others on the staff. We each put a name in the hat, and when we pulled them out, most of them said Knickerbockers, after Father Knickerbocker, the symbol of New York City. It soon was shortened to Knicks."

In keeping with another New York tradition, the team's colors have always (except for the years from 1979-80 through 1982-83) been orange, blue and white...the official colors of New York City.

So now you know.

The Logo...

Including minor color and style alterations, the Knicks have used only three primary logos in their 68-year history:

Father Knicker: The original Knicks logo, used from the inaugural 1946-47 season through 1963-64, was that of a smiling Father Knickerbocker dribbling a basketball, the brainchild of famed sports cartoonist Willard Mullin of the *New York World-Telegram*.

Old School Classic: For the 1964-65 season, the Knicks unveiled their "classic roundball" logo, created by artist Bud Freeman of the J.C. Bull advertising agency. It was the logo under which the Knicks won both of their NBA Championships, and, with minor color and style alterations, remained in use through 1991-92, a total of 28 seasons.

Alterations to the "classic roundball" logo included maroon lettering (1980-81 through 1982-83), and the "brown ball" (1983-84 through 1988-89) and "orange ball" (1989-90 through 1991-92) versions that were introduced to more closely conform to standard PMS colors.

During the late '60s and early '70s, the Knicks also used a secondary "ball-in-the-box" logo on game tickets and selected club merchandise.

The Triangle: On Jun. 17, 1992, the Knicks unveiled a unique, updated version of the club logo, featuring three-dimensional, modernized lettering newly framed in a triangle. The new logo was designed by NBA Marketing, an effort headed by creative director Tom O'Grady.

In 1995-96, the words "New York" were added at the top of the logo. In 2011-12, several subtle style changes were made, including bolder trim, a shade of silver and the elimination of the black dropshadow beneath the letters.

The "triangle" logo will be in use for its 22nd season in 2013-14. While the Knicks logo has sometimes been depicted without the triangle in recent years, the "triangle" version - and nothing else - is the definitive primary club symbol.


And More: While the "triangle" logo remains the Knicks' primary trademark, the club has used several additional secondary logos, including the Golden Anniversary logo in 1996-97, the "Knicks 2000" millennium logo in 1999-2000, the familiar "NYK Subway Token" logo, and — introduced in 2011-12 — a newly-designed "roundball" logo that updates the "ball-in-the-box" emblem of the late '60s and early '70s.

First introduced in 1995-96 and widely used over the past decade, the "NYK Subway Token" logo took on additional nostalgic value with the formal retirement of the subway token by the city's Transportation Authority in spring 2003. Several subtle changes, including a thinning of the letter font, were incorporated into the "Subway Token" logo in 2011-12. The "Subway Token" logo was added to the backs of the players' jerseys in 2002-03, then replaced by the new secondary "roundball" logo as part of a new uniform design unveiled on Sep. 6, 2012.



Print Collection, Miriam and Ira D. Wallach Division of Art, Prints and Photographs, The New York Public Library, Astor, Lenox and Tilden Foundations

LOGO/UNIFORM HISTORY



KNICKS RETIRED NUMBERS

KNICKS RETIRED NUMBERS



RED HOLZMAN
Retired on
Mar. 10, 1990

Knicks honored their Hall of Fame mentor by "retiring" his number of regular season victories as NY pilot...Winningest coach in club history (613-483) led Knicks to both of their NBA titles (1970 and 1973)...1970 NBA Coach of the Year... Had two separate tenures as Knicks mentor (1967-68 thru 1976-77, and again from 1979-79 thru 1981-82)...Piloted Knicks to five 50+ win seasons and three Eastern Conference titles...Retired as the second-winningest coach in NBA history (696 career wins, trailing only Red Auerbach's 938); currently ranks 17th on all-time NBA win list...Member of 1951 Rochester Royals club that beat Knicks in NBA Finals...Earned Hall of Fame honors in 1985...Named one of NBA's All-Time Top 10 Coaches of League's first 50 years...Served as coaching mentor to former Knick Phil Jackson, who would forge Hall of Fame career with record 11 NBA Championships as a head coach...Following coaching career, continued to shape Knicks fortunes as the club's basketball consultant...Knicks mourned the passing of their club patriarch on November 13, 1998.




WALT FRAZIER
Retired on
Dec. 15, 1979

"Clyde"...Stylish, legendary floor general of both Knicks championship teams...Catlike moves and finesse enabled him to set unprecedented defensive standard...Seven-time NBA All-Star (MVP of 1975 Game), four-time All-NBA first team selection and seven-time All-Defensive pick...Named one of 50 Greatest Players of NBA's first half-century... The all-time Knicks leader in assists (4,791), and is second in games (759), minutes (28,995) and total points (14,617)...Helped forge Knicks' first NBA title in 70 with virtuoso performance (36 pts, 19 ast, 12-12 FTA) in Game Seven finale vs. Lakers... Given everlasting "Clyde" moniker by trainer Danny Whelan and late teammate Nate Bowman... Spent last three NBA seasons with Cleveland... Elected to Hall of Fame in 1987...Honored in 2009 in inaugural class of Knicks Legends...Has served for more than two decades as Knicks broadcast color analyst.



DICK BARNETT
Retired on
Mar. 10, 1990

Author of the unique and unmistakable "question mark" jump shot and backcourt ace for both Knicks title teams...Spent first five NBA seasons with Syracuse and Los Angeles, then was acquired by Knicks for Bob Boozer on Oct 14, 1965...Averaged 15.6 ppg in nine Knicks seasons, including 23.1 ppg in 1965-66...1968 NBA All-Star...Averaged 14.9 ppg for 1970 NBA Champs...Tenth on all-time Knicks list in games (604), seventh in minutes (18,442) and eighth in total points (9,442)...Forever linked to cry of "Fall back, baby!"...Earned doctorate in education from Fordham in 1991...Currently serves as consultant to several pro franchises...Honored in 2010 class of Knicks Legends.




EARL MONROE
Retired on
Mar. 1, 1986

"The Pearl"...Basketball's consummate showman brought his magic act to the Garden in stunning trade with Bullets, Nov 10, 1971...Played nine seasons with Knicks (1971-72 thru 1979-80)...Averaged 16.2 ppg as a Knick, including 20.9 ppg in 1974-75 and 20.7 ppg in 1975-76...Earned long-awaited NBA Championship ring with 15.5 ppg for '73 club, and led Knicks with 23 points in Game Five title clincher vs. Lakers...Averaged 18.8 ppg for pro career and was four-time NBA All-Star (twice with Knicks)...Seventh on all-time Knicks career list with 9,679 points...Enshrined in Basketball Hall of Fame in 1990; Garden Walk of Fame in 1998...Named one of NBA's 50 Greatest Players of League's first half-century...Only Knicks honoree whose number has been retired by two teams (Vizards retired his Bullets no. 10 on Dec. 1, 2007)...Honored in 2010 class of Knicks Legends... Currently president of the New Jersey-based Earl Monroe Group, has worked as Knicks radio color analyst, and is national spokesman for BPH (benign prostatic hyperplasia; enlarged prostate) and diabetes awareness... His autobiography, "Earl the Pearl: My Story", co-authored with Quincy Troupe, was published by Rodale in 2013.




DICK MCGUIRE
Retired on
Mar. 14, 1992

"Tricky Dick"...Hall of Famer shaped franchise's destiny over 53 years as player, head coach, assistant coach, chief scout, and in final post as team's senior basketball consultant, touching each of the eight decades of Knicks history from 1940s through 2010s...Synonymous with New York City basketball, Big Apple product set standard for backcourt wizardry in early days of NBA following stellar career at St. John's...Earned five All-Star Game designations and led Knicks to three straight appearances in NBA Finals (1951-52-53)...Led Knicks in assists for seven straight seasons, and is third on all-time club list with 2,950 assists... Finished playing career with three years in Detroit... Coached Knicks to 1967 NBA Playoffs, ending seven-year NY playoff dry spell... Piloted 1967-68 Knicks squad that included rookies Walt Frazier, Bill Bradley and Phil Jackson, all future Hall of Famers... Earned long-overdue Hall of Fame enshrinement in 1993; inducted into Garden's Walk of Fame in 2003...With late brother Al, represents only brother combination in Springfield Hall of Fame...Namesake and first winner of Dick McGuire Knicks Legacy Award in 2009...Basketball world mourned his passing at age 84 on February 3, 2010.




WILLIS REED
Retired on Oct. 21, 1976

"The Captain"...Backbone of both Knicks championship teams... Ten unforgettable seasons in New York resulted in seven All-Star Game appearances and five All-NBA designations (first or second team)...One of 50 Greatest Players of NBA's first half-century...Made immediate impact in 1964-65 as first Knick ever to be named NBA Rookie of the Year...Central figure in club's rise to greatness...Averaged 21.7 ppg in 1969-70 championship season, becoming first NBA player to earn "Triple Crown" of awards (MVP of regular season, All-Star Game and Finals)...Climax Knicks' road to top with inspiring last-minute appearance prior to '70 Game Seven clincher vs. Lakers...After sitting out virtually all of 1971-72 with injuries, led Knicks to NBA summit again in 1972-73, earning second Finals MVP award...Second on all-time club list in rebounds (8,414), eighth in games played (650) and third in total points (12,183)...First Knick to have uniform number retired...Earned Hall of Fame honors in 1981... Coached Knicks for a season-and-a-half in late '70s... Honored in 2009 in inaugural class of Knicks Legends...Enjoyed 16-year front office and coaching career with New Jersey Nets, then returned to Knicks for one season (2003-04) as special basketball advisor...Retired to his native Louisiana in summer 2007 following three years as vice president, basketball operations for the New Orleans-Oklahoma City Hornets.



DAVE DEBUSSCHERE
Retired on Mar. 24, 1981

Hard-nosed blue collar hero proved to be final piece of Knicks' championship puzzle upon acquisition from Detroit in December '68...Aggressive frontliner earned NBA All-Defensive honors six times with Knicks, and All-Star Game designation in each of his five full seasons with New York... Averaged 14.6 ppg in his first full Knicks campaign (1969-70), as New York soared to first NBA title...Posted 16.3 ppg in second championship season of 1972-73...Seventh on all-time club list in rebounds (4,671)...Averaged 16.1 ppg for 12-year NBA career that started in Detroit, where he also served as player-coach... Following playing career, served as GM for both Nets and Knicks... As final commissioner of ABA, was instrumental in pro hoop merger of 1976...Elected to Hall of Fame in 1982...Named one of NBA's 50 Greatest Players of League's first half-century... Sports world mourned his sudden passing on May 14, 2003.



BILL BRADLEY
Retired on Feb. 18, 1984

"Dollar Bill"...Followed legendary college career at Princeton with 10-year Knick tenure in which he played a key role on both championship teams...Joined Knicks following Rhodes Scholarship tenure at Oxford...Posted 14.5 ppg for NBA Champions in 1969-70, and career high 16.1 ppg in second championship season of 1972-73...Career .840 free throw shooter, and led Knicks from the line eight straight years...1973 NBA All-Star...Career 12.4 ppg scorer...Third on all-time club list in games played (742); ninth in total points (9,217)...Pro debut before sellout house at Old Garden (Dec 9, 1967 vs. Detroit) still ranks as one of most electrifying events in club history...Dubbed "Dollar Bill" by sportswriter Leonard Lewin at memorable first press conference as a Knick in 1967...Elected to Hall of Fame in 1982...Served 18-year tenure as U.S. Senator from New Jersey (1978-1996) as prelude to run for Democratic presidential nomination in 2000...Delivered memorable keynote addresses at 1992 Democratic Convention at MSG and 2000 Convention in Los Angeles...Author of seven best-selling books, including his latest, "We Can All Do Better" (Vanguard Books, 2012)



PATRICK EWING
Retired on Feb. 28, 2003

"The Big Fella"...Literal center of attention of the longest sustained period of success in franchise history, as Hall of Famer became the all-time club leader in virtually every category and arguably the greatest player to wear the orange and blue...Seven-time All-NBA selection, three-time All-Defensive, 11-time All-Star...Named one of the 50 Greatest Players in NBA History...1986 NBA Rookie of the Year...All-time Knicks leader in total points (23,665), games played (1,039), rebounds (10,759), blocks (2,758), steals (1,061) and minutes (37,586)... Played 15 (of 17) seasons in Knicks livery, by far the most in club history...Led Knicks to Playoffs for 13 consecutive years, including three Atlantic Division titles, four appearances in Conference Finals and Eastern Conference titles in 1994 and 1999...Knicks career ended with summer 2000 megadeal; played final two NBA seasons with Seattle and Orlando...18th on all-time NBA scoring list (24,815)... Has served for the past decade as an NBA assistant coach; was named associate head coach of Charlotte Bobcats in July 2013... Son Patrick Jr. was drafted by Sacramento in 2008, had training camp/Summer League stints with Knicks in 2009-10, and made NBA debut in 2010-11 with New Orleans...Climaxed storied career with first-ballot Hall of Fame enshrinement with the Class of 2008... Honored in 2009 in inaugural class of Knicks Legends.

A listing of some of the milestone dates in the Knickerbockers' 67-year history as a charter member of the NBA.

Jun. 6, 1946: The Knicks are born at the first organizational meeting of the Basketball Association of America. New York is granted a charter franchise, along with Boston (Celtics), Philadelphia (Warriors), Providence (Steamrollers), Toronto (Huskies), Washington (Capitols), Chicago (Stags), Cleveland (Rebels), Detroit (Falcons), Pittsburgh (Ironmen) and St. Louis (Bombers)...Of the 11 original NBA franchises, only the Knicks, Celtics and Warriors remain, with the Knicks and Celtics the only two charter members still in their original cities.

Jul. 23, 1946: New York's BAA entry announces its name...the Knickerbockers.

Nov. 1, 1946: The First Game in Knicks History. Knicks defeat Toronto, 68-66 at fabled Maple Leaf Gardens. Leo Gottlieb leads the Knicks with 12 points.

Nov. 11, 1946: The Big Apple sees New York's Team for the first time, as the Knicks make their home debut. Before a crowd of 17,205 at the Old Garden on 49th Street, the Knicks lose to Chicago in overtime, 78-68. CCNY's Sonny Hertzberg leads the Knicks with 14 points.

Apr. 12, 1952: In the first game of the NBA Finals against the Lakers at St. Paul, the Knicks are victimized by a legendary non-call by officials Sid Borgia and Stan Stutz. Late in the first period, New York's Al McGuire hits a driving layup, and is fouled. However, McGuire is sent to the line for two free throws...Borgia and Stutz merely called the foul, and neither saw the ball go in the basket! Despite the protestations of coach Joe Lapchick (including a personal appeal to NBA commissioner Maurice Podoloff, seated at courtside), the call stands. McGuire goes to the line and hits one of two free throws. So, instead of a possible three points on the play, the Knicks get just one. Ultimately, it proves most costly as the Lakers win in overtime, 83-79, en route to a seven-game series triumph.

Jan. 21, 1954: The Old Garden hosts the NBA All-Star Game for the first time, and 16,487 see the East triumph in overtime, 98-93 behind Bob Cousy's 20 points. George Mikan's two (underhanded) free throws with no time left in regulation send the game into the extra session. It's the first of three NBA All-Star Games that will be played at the Old Garden.

Mar. 2, 1962: In the greatest single-game scoring performance in NBA history, Philadelphia's Wilt Chamberlain scores 100 points as the Warriors defeat the Knicks, 169-147 at Hershey, PA. Philadelphia's 169 points still stand as an all-time opposition high vs. Knicks.

Dec. 9, 1967: Before a packed Garden house of 18,499 (one of only six times the Knicks sold out the Old Garden) and a worldwide press contingent, Bill Bradley makes his long-awaited Knicks debut. Entering the game at the start of the second quarter, Dollar Bill nails his first pro shot, a left side baseline jumper. Bradley winds up with eight points in 20 minutes, but it isn't enough as the Knicks lose to Detroit, 124-121.

Dec. 27, 1967: Red Holzman is named head coach, replacing Dick McGuire (the two exchange positions, with McGuire named head scout).

Jan. 23, 1968: Three weeks before closing its doors forever, the Old Garden plays host to its third and last NBA All-Star Game. Before a sellout crowd of 18,422, Philadelphia's Hal Greer scores 21 points (19 in the third quarter) to lead the East to a 144-124 win. Of the 27 players and coaches selected to participate in the 1968 Game, 15 of them would be named among the NBA's 50 Greatest Players at the League's Golden Anniversary celebration in 1996-97. The '68 All-Star Game is the first NBA All-Star Game to be televised live from coast-to-coast on a major network (ABC) in prime time.

Feb. 10 and 14, 1968: Farewell to one home, hello to another. On the 10th, the Knicks play their last game at the Old Garden; then, four days later, play their first game at the New Garden. The Knicks win both, taking the finale on 49th Street, 115-97 over the 76ers, then winning their first game at 33rd and Seventh, 114-102 over San Diego.

Dec. 19, 1968: The Trade...Walt Bellamy and Howard Komives to Detroit for Dave DeBusschere.

Nov. 28, 1969: "What a game! What a game!" shouts TV voice Bob Wolff. Knicks score six points in the final 16 seconds to defeat Cincinnati, 106-105, and run their winning streak to a then-NBA record 18 straight games (the streak will end the next night with a loss to Detroit at MSG). The game against the Bob Cousy-coached Royals is played at the old Cleveland Arena, later the original home of the Cavs and immortal in rock 'n roll history as the site of Alan Freed's legendary 1952 Moondog Coronation Ball.

May 8, 1970: CHAMPS! Knicks 113, Lakers 99 in Game Seven of the Finals at MSG. Willis Reed's (4 pts, 27 min) last-minute entrance ignites the Garden, then Knicks get 36 points and 19 assists from Walt Frazier to nail down their first NBA title.

Nov. 18, 1972: Trailing Milwaukee 86-68 late in the fourth quarter, Knicks run off 19 straight points in the game's final 5:11 to defeat the Bucks, 87-86 at MSG, in perhaps the most famous regular season game in club history.

Apr. 22, 1973: Roaring back from a 17-point second-half deficit, Knicks outlast Boston 117-110 in a double-overtime thriller in Game Four of the East Finals at the Garden. Walt Frazier leads the way with 37 points as Knicks take a 3-1 series lead over Boston.

Apr. 29, 1973: After squandering a 3-1 series lead with losses in Games Five and Six, Knicks nail down the Eastern Conference title with a do-or-die 94-78 Game Seven triumph at Boston, becoming the first team ever to defeat the Celtics in Game Seven of a Playoff series.

May 10, 1973: CHAMPS AGAIN! Knicks 102, Lakers 93 in Game Five of the Finals at the LA Forum. Earl Monroe scores a game-high 23 points while Willis Reed (16.4 points, 9.2 rebounds) is named Finals MVP for the second time in four years.

Jan. 31-Feb. 1, 1984: Back-to-back 50-point games for Bernard King (at San Antonio and Dallas).

Dec. 25, 1984: Bernard King authors the greatest single-game scoring performance in franchise history, pouring in 60 points in a 120-114 Christmas Day loss to New Jersey at the Garden.

Mar. 23, 1985: On his way to becoming the first Knick to lead the League in scoring (32.9 ppg) - and the last until 2012-13 - Bernard King suffers a torn right anterior cruciate ligament in a game at Kansas City, an injury that will haunt the Knicks for years to come.

May 12, 1985: Knicks win the first-ever NBA Lottery, enabling them to select Georgetown center Patrick Ewing in the upcoming NBA Draft.

Jan. 15, 1990: Trent Tucker's three-point bomb off a Mark Jackson inbound (coming with the bare minimum of 0:00.1 showing on the clock) gives the Knicks a 109-106 Martin Luther King Day win over Chicago at the Garden and leads the following year to the institution of the 0.3-second "Trent Tucker Rule".

May 6, 1990: Knicks complete one of the most stunning turnarounds in Playoff history with a 121-114 Game Five victory at Boston, enabling them to snap an overall 26-game losing streak at Boston Garden and become just the third team in League history to rally from an 0-2 deficit to win a best-of-five series.

Dec. 18, 1992: Two years after their fabled 1990 Playoff win, Knicks end another losing streak at Boston Garden with 113-87 rout of Celtics, snapping a 23-game regular season losing streak on the fabled parquet floor (first regular season win at Boston since Feb. 29, 1984).

May 25, 1993: In the final minute of Game Two of the East Finals against Chicago, John Starks authors perhaps the single most famous play in Knicks history, splitting the Bulls defense for "The Dunk", a driving, left-handed tomahawk slam that sends the Garden into a frenzy. Coming with :47.3 left, The Dunk gives the Knicks a five-point lead in their eventual 96-91 win. (Knicks led series 2-0 after this game, but would fall to the Bulls in six).

Dec. 16, 1993: Patrick Ewing becomes the Knicks' all-time leading scorer with his 14,618th career point, passing Walt Frazier (14,617)...Ewing's record-breaker is a 12-foot baseline jumper (Oakley assist) with 9:39 left in the third quarter of a 108-85 win over the Lakers at MSG.

May 22, 1994: Knicks end the three-year championship reign of the Chicago Bulls with an 87-77 win in Game Seven of the East Semis at MSG.

Jun. 5, 1994: Knicks earn their first trip to the NBA Finals in 21 years, defeating Indiana 94-90 in Game Seven of the East Finals at MSG. Ewing (24 points, 22 rebounds) authors the game's key play, a follow-up, two-handed slam of Starks' missed layup, to give NY the lead for good with :26.9 left.

Jun. 22, 1994: Knicks title dreams fall one game short of reality as they lose Game Seven of the NBA Finals, 90-84 at Houston. It's their 25th Playoff game of the season, an all-time NBA record that would not be broken until 2008 (Boston).

Mar. 28, 1995: The Double Nickel Game...Two weeks after returning to basketball, Chicago's Michael Jordan scores 55 points (21-37 FGA, 3-4 from Downtown, 10-11 FTA) to lead the Bulls to a 113-111 win over the Knicks at MSG.

Jun. 15, 1995: Pat Riley resigns as head coach, after leading Knicks to four 50+ win seasons, two Atlantic Division titles, two trips to the Conference Finals, and the 1994 Eastern Conference Championship.

Oct. 29, 1996: The NBA unveils its 50th Anniversary team to include Dave DeBusschere, Patrick Ewing, Walt Frazier, Jerry Lucas, Earl Monroe and Willis Reed.

Nov. 1, 1996: Fifty years to the day after playing their first game, the Knicks return to Toronto's Maple Leaf Gardens to open their 50th Anniversary season, defeating the Raptors 107-99.

Dec. 30, 1996: The team records its 2,000th regular season victory, defeating the New Jersey Nets, 98-86, at Madison Square Garden.

Dec. 20, 1997: Ewing suffers the most devastating injury of his career, a Lunate dislocation and torn ligaments of the right wrist, in the final seconds of the first half of a 98-78 loss at Milwaukee. The injury will sideline the perennial All-Star until the second round of the Playoffs.

Feb. 8, 1998: Garden IV hosts its first NBA All-Star Game, the first mid-season classic in New York in 30 years. An All-Star for the 12th time, Chicago's Michael Jordan earns MVP honors with 23 points in the East's 135-114 win.

Nov. 13, 1998: Leukemia claims the life of Hall of Fame Coach Red Holzman at age 78.

May 16, 1999: The Shot (first version)...Allan Houston's running one-hander hits off both the rim and the backboard, then drops through with :00.8 left, giving the Knicks a thrilling 78-77 win in the deciding Game Five of the first Playoff round at Miami. Knicks become just the second eighth-seeded team in Playoff history to defeat a first-seed, and knock the arch-rival Heat out of the Playoffs for the second of three straight years.

Jun. 5, 1999: The Shot (second version)...Larry Johnson's first career four-point play (3PT FGM, fouled by Antonio Davis, FTM), with :05.7 left, echoes throughout the basketball world and gives the Knicks a 92-91 win over Indiana in Game Three of the East Finals at MSG.

Jun. 11, 1999: Knicks become the first eighth-seeded team in NBA history to win a conference title, defeating Indiana 90-82 in Game Six of the East Finals at MSG, to earn their second Eastern Conference Championship in the decade of the '90s.

Jun. 25, 1999: One of the most memorable Playoff runs in club history ends as Knicks drop Game Five of the Finals, 78-77 to San Antonio at MSG, as Latrell Sprewell's last-second miss gives Spurs their first NBA title. It's the latest game calendarwise in NBA history.

Sep. 20, 2000: An unforgettable era comes to an end as future Hall of Famer Patrick Ewing - the all-time franchise leader in virtually every category and arguably the greatest Knick of all time - is traded to the Seattle SuperSonics in a four-team, 12-player trade, at the time the largest single trade in NBA history.

Mar. 14, 2004: In the biggest recorded comeback in team history, Knicks roar back from a 26-point deficit (65-39) to defeat Milwaukee, 103-100, at the Bradley Center.

Oct. 17, 2005: Allan Houston announces his retirement as an NBA player and finishes his career as the franchise's fourth leading scorer with 11,165 points.

Dec. 20, 2006: David Lee's soaring tip-in of Jamal Crawford's inbound (coming with bare-minimum of 0:00.1 left) completes a modern-day Miracle on 33rd Street and gives Knicks 111-109 double-overtime win over Bobcats at the Garden.

Apr. 3, 2008: Plans for The Transformation of Madison Square Garden, one of the most ambitious arena projects in American history, are formally announced.

Sep. 5, 2008: In their first years of eligibility Patrick Ewing and Pat Riley are enshrined into the Naismith Memorial Hall of Fame in Springfield, MA.

Jul. 9, 2010: Extensive off-season makeover ignited with acquisition of perennial NBA All-Star Amar'e Stoudemire via sign-and-trade with Phoenix.

Feb. 22, 2011: Knicks acquire four-time NBA All-Star Carmelo Anthony to climax stunning eight-month makeover.

Apr. 14, 2013: In his final game of the regular season, Carmelo Anthony scores 25 points in a 90-80 win over Indiana, finishing a season in which he will average 28.7 ppg and join Bernard King (1984-85) as the only Knicks in franchise history to lead the NBA in scoring.

FRONT OFFICE PERSONNEL

COACHING RECORDS

General Managers

The Knicks did not designate the general manager's position until 1957-58. Executive Vice President Ned Irish and Business Managers Fred Podesta and John Goldner handled the primary responsibilities of the position.

Fred Podesta	1957-58 through Jan. 4 1960
	1961-62 through Jan. 3, 1965
Vince Boryla	Jan. 4, 1960 through May 9, 1961
Eddie Donovan	Jan. 3, 1965 through Mar. 9, 1970
	Apr. 15, 1975 through May 20, 1982
Red Holzman	Mar. 9, 1970 through Apr. 15, 1975
Dave DeBusschere	May 20, 1982 through Jan. 3, 1986
Gordon (Scotty) Sterling	Jan. 3, 1986 through Apr. 20, 1987
Al Bianchi	Jul. 8, 1987 through Mar. 1, 1991
Ernie Grunfeld	Apr. 23, 1991 through Apr. 21, 1999
Scott Layden	Aug. 11, 1999 through Dec. 22, 2003
Isiah Thomas	Dec. 22, 2003 through Apr. 2, 2008
Donnie Walsh	Apr. 2, 2008 through Jun. 30, 2011
Glen Grunwald	Jul. 1, 2011 through Sep. 26, 2013
Steve Mills	Sep. 26, 2013 through present



Head Coaches

Vince Boryla	Feb. 9, 1956 through Apr. 5, 1958	Fuzzy Levane	Apr. 8, 1958 through Dec. 18, 1959
Carl Braun	Dec. 18, 1959 through 1960-61	John MacLeod	Dec. 3, 1990 through May 2, 1991
Hubie Brown	May 20, 1982 through Dec. 1, 1986	Dick McGuire	Nov. 29, 1965 through Dec. 27, 1967
Larry Brown	Jul. 27, 2005 through Jun. 22, 2006	Don Nelson	Jul. 6, 1995 through Mar. 8, 1996
Don Chaney	Dec. 8, 2001 through Jan. 14, 2004	Rick Pitino	Jul. 13, 1987 through May 30, 1989
Neil Cohalan	Jul. 8, 1946 through 1946-47	Willis Reed	Apr. 11, 1977 through Nov. 10, 1978
Mike D'Antoni	May 13, 2008 through Mar. 14, 2012	Pat Riley	May 31, 1991 through Jun. 15, 1995
Eddie Donovan	May 8, 1961 through Jan. 3, 1965	Isiah Thomas	Jun. 22, 2006 through Apr. 18, 2008
Harry Gallatin	Jan. 3, 1965 through Nov. 29, 1965	Jeff Van Gundy	Mar. 8, 1996 through Dec. 8, 2001
Bob Hill	Dec. 1, 1986 through Apr. 20, 1987	Lenny Wilkens	Jan. 15, 2004 through Jan. 22, 2005
Red Holzman	Dec. 27, 1967 through Apr. 10, 1977	Herb Williams	Jan. 14, 2004
	Nov. 10, 1978 through 1981-82		Jan. 22, 2005 through Jul. 27, 2005
Stu Jackson	Jul. 10, 1989 through Dec. 3, 1990	Mike Woodson	Mar. 14, 2012 through present
Joe Lapchick	Mar. 31, 1947 through Feb. 9, 1956		

Assistant Coaches

Richie Adebato	1982-83 through 1985-86	Brendan Malone	1986-87 through 1987-88
Mark Aguirre	Jan. 16, 2004 through 2007-08		Jul. 8, 1996 through Aug. 22, 2000
Kenny Atkinson	Aug. 6, 2008 through Jul. 20, 2012		May 29, 2003 through Jan. 14, 2004
Dick Barnett	Sep. 4, 1973 through 1975-76	Michael Malone	May 29, 2003 through 2004-05
Butch Beard	Nov. 16, 1978 through 1981-82	Dick McGuire	1971-72 through 1977-78
Greg Brittenham	1995-96 through 2010-11	Jeff Nix	1992-93 through Sep. 25, 2000
Don Chaney	Aug. 9, 1995 through Dec. 8, 2001	Jim O'Brien	1987-88 through 1988-89
Steve Clifford	Sep. 25, 2000 through May 2, 2003	Brendan O'Connor	Oct. 3, 2005 through 2005-06
Dan D'Antoni	Jun. 20, 2008 through Mar. 14, 2012	Kevin O'Neill	Sep. 1, 2000 through Jun. 25, 2001
Hal Fischer	1979-80 through 1981-82	Rick Pitino	1983-84 through 1984-85
Phil Ford	Sep. 27, 2005 through Jun. 7, 2007	Bob Salmi	Dec. 6, 1990 through 1990-91
Mike Fratello	1982-83		1992-93 through 1995-96
Nat Frazier	1977-78	Paul Silas	Jul. 10, 1989 through May 29, 1992
Brad Greenburg	1986-87	Brendan Suhr	Nov. 8, 2005 through Apr. 20, 2005
Andy Greer	Aug. 6, 2001 through May 2, 2003		2006-07 through 2007-08
Ernie Grunfeld	Jul. 10, 1989 through Nov. 19, 1990	Dick Taylor	Jul. 24, 1978 through 1978-79
George Glymph	2003-04 through 2007-08	Tom Thibodeau	Jul. 8, 1996 through May 2, 2003
Dave Hanners	Sep. 27, 2005 through 2007-08	Jim Todd	Mar. 17, 2012 through present
Dick Harter	Aug. 2, 1991 through Aug. 11, 1994	Bill Van Breda Kolff	1950-51
Dick Helm	Jan. 16, 2004 through Nov. 8, 2005	Jeff Van Gundy	Jul. 28, 1989 through Mar. 8, 1996
Bob Hill	1985-86 through Dec. 1, 1986	Darrell Walker	Mar. 17, 2012 through present
Bob Hopkins	Jul. 24, 1978 through 1978-79	Phil Weber	Jun. 20, 2008 through Mar. 14, 2012
Stu Jackson	1987-88 through 1988-89	Ralph Willard	1988-89
Lon Kruger	Jun. 20, 2003 through Jan. 14, 2004	Herb Williams	Dec. 29, 2001 through Jan. 22, 2005
Fuzzy Levane	1956-57 through 1957-58		Jul. 27, 2005 through present
		Mike Woodson	Aug. 29, 2011 through Mar. 14, 2012

Head Trainers

Don Friedrichs	1951-52 through 1962-63
Roger Hinds	Jul. 12, 2005 through present
Jim Nevins	1946-47 through 1950-51
Bill Norris	1963-64 through 1966-67
Mike Saunders	Jul. 24, 1978 through May 5, 2005
Danny Whelan	Aug. 8, 1967 through 1977-78

Assistant Trainers

Anthony Goenaga	2004-05 through present
Said Hamdan	1997-98 through 2003-04
Tim Walsh	1984-85 through 1996-97

By Victories

Head Coach	Seasons	W	L	Pct.
1. Red Holzman	1967-68 through 1976-77	613	483	.559
	1978-79 through 1981-82			
2. Joe Lapchick	1947-48 through 1955-56	326	247	.569
3. Jeff Van Gundy	1995-96 through 2001-02	248	172	.590
4. Pat Riley	1991-92 through 1994-95	223	105	.680
5. Hubie Brown	1982-83 through 1986-87	142	202	.413
6. Mike D'Antoni	2008-09 through 2011-12	121	167	.420
7. Rick Pitino	1987-88 through 1988-89	90	74	.549
8. Eddie Donovan	1961-62 through 1964-65	84	194	.302
9. Vince Boryla	1955-56 through 1957-58	80	85	.485
10. Dick McGuire	1965-66 through 1967-68	75	103	.421
11. Mike Woodson	2011-12 through present	72	34	.679
	2001-02 through 2003-04	72	112	.391
13. Isiah Thomas	2006-07 through 2007-08	56	108	.341
14. Stu Jackson	1989-90 through 1990-91	52	45	.536
15. Willis Reed	1977-78 through 1978-79	49	47	.510
16. Fuzzy Levane	1958-59 through 1959-60	48	51	.485
17. Lenny Wilkens	2003-04 through 2004-05	40	41	.494
	1959-60 through 1960-61	40	87	.315
19. Don Nelson	1995-96	34	25	.576
20. Neil Cohalan	1946-47	33	27	.550
21. John MacLeod	1990-91	32	35	.478
22. Harry Gallatin	1964-65 through 1965-66	25	38	.397
23. Larry Brown	2005-06	23	59	.280
24. Bob Hill	1986-87	20	46	.303
25. Herb Williams	2003-04	17	27	.386
	2004-05			

Totals		2,615	2,614	.500
---------------	--	--------------	--------------	-------------

By Winning Percentage

Head Coach	Pct.	W	L
1. Pat Riley	.680	223	105
2. Mike Woodson	.679	72	34
3. Jeff Van Gundy	.590	248	172
4. Don Nelson	.576	34	25
5. Joe Lapchick	.569	326	247
6. Red Holzman	.559	613	483
7. Neil Cohalan	.550	33	27
8. Rick Pitino	.549	90	74
9. Stu Jackson	.536	52	45
10. Willis Reed	.510	49	47
11. Lenny Wilkens	.494	40	41
12. Vince Boryla	.485	80	85
13. Fuzzy Levane	.485	48	51
14. John MacLeod	.478	32	35
15. Dick McGuire	.421	75	103
16. Mike D'Antoni	.420	121	167
17. Hubie Brown	.413	142	202
18. Harry Gallatin	.397	25	38
19. Don Chaney	.391	72	112
20. Herb Williams	.386	17	27
21. Isiah Thomas	.341	56	108
22. Carl Braun	.315	40	87
23. Bob Hill	.303	20	46
24. Eddie Donovan	.302	84	194
25. Larry Brown	.280	23	59

Totals	.500	2,615	2,614
---------------	-------------	--------------	--------------

By Games

Head Coach	Games
1. Red Holzman	1,096
2. Joe Lapchick	573
3. Jeff Van Gundy	420
4. Hubie Brown	344
5. Pat Riley	328
6. Mike D'Antoni	288
7. Eddie Donovan	278
8. Don Chaney	184
9. Dick McGuire	178
10. Vince Boryla	165
11. Rick Pitino	164
	164
13. Carl Braun	127
14. Mike Woodson	106
15. Fuzzy Levane	99
16. Stu Jackson	97
17. Willis Reed	96
18. Larry Brown	82
19. Lenny Wilkens	81
20. John MacLeod	67
21. Bob Hill	66
22. Harry Gallatin	63
23. Neil Cohalan	60
24. Don Nelson	59
25. Herb Williams	44

Totals	5,229
---------------	--------------

YEAR-BY-YEAR RECORD

WIN-LOSS BREAKDOWN

No.	Season	Head Coach	Divisional Finish	Regular Season			NBA Playoffs		Team Captain
				W	L	Pct.	W	L	
1	1946-47	Neil Cohalan	3rd/Eastern	33	27	.550	2	3	Ossie Schechtman
2	1947-48	Joe Lapchick	2nd/Eastern	26	22	.542	1	2	Bud Palmer
3	1948-49	Joe Lapchick	2nd/Eastern	32	28	.533	3	3	Bud Palmer
4	1949-50	Joe Lapchick	2nd/Eastern	40	28	.588	3	2	
5	1950-51	Joe Lapchick	3rd/Eastern	36	30	.545	8	6	Dick McGuire
6	1951-52	Joe Lapchick	3rd/Eastern	37	29	.561	8	6	
7	1952-53	Joe Lapchick	1st/Eastern	47	23	.671	6	5	Vince Boryla
8	1953-54	Joe Lapchick	1st/Eastern	44	28	.611	0	4	Vince Boryla
9	1954-55	Joe Lapchick	2nd/Eastern	38	34	.528	1	2	
10	1955-56	Joe Lapchick, 26-25 Vince Boryla, 9-12	T3rd/Eastern	35	37	.486	-	-	
11	1956-57	Vince Boryla	4th/Eastern	36	36	.500	-	-	
12	1957-58	Vince Boryla	4th/Eastern	35	37	.486	-	-	
13	1958-59	Fuzzy Levane	2nd/Eastern	40	32	.556	0	2	
14	1959-60	Fuzzy Levane, 8-19 Carl Braun, 19-29	4th/Eastern	27	48	.360	-	-	
15	1960-61	Carl Braun	4th/Eastern	21	58	.266	-	-	Willie Naulls
16	1961-62	Eddie Donovan	4th/Eastern	29	51	.363	-	-	Willie Naulls
17	1962-63	Eddie Donovan	4th/Eastern	21	59	.263	-	-	Willie Naulls
18	1963-64	Eddie Donovan	4th/Eastern	22	58	.275	-	-	
19	1964-65	Eddie Donovan, 12-26 Harry Gallatin, 19-23	4th/Eastern	31	49	.388	-	-	
20	1965-66	Harry Gallatin, 6-15 Dick McGuire, 24-35	4th/Eastern	30	50	.375	-	-	
21	1966-67	Dick McGuire	4th/Eastern	36	45	.444	1	3	
22	1967-68	Dick McGuire, 15-23 Red Holzman, 28-16	3rd/Eastern	43	39	.524	2	4	Willis Reed
23	1968-69	Red Holzman	3rd/Eastern	54	28	.659	6	4	Willis Reed
24	1969-70	Red Holzman	1st/Eastern*	60	22	.732	12	7	Willis Reed
25	1970-71	Red Holzman	1st/Atlantic	52	30	.634	7	5	Willis Reed
26	1971-72	Red Holzman	2nd/Atlantic	48	34	.585	9	7	Willis Reed
27	1972-73	Red Holzman	2nd/Atlantic*	57	25	.695	12	5	Willis Reed
28	1973-74	Red Holzman	2nd/Atlantic	49	33	.598	5	7	Willis Reed
29	1974-75	Red Holzman	3rd/Atlantic	40	42	.488	1	2	Walt Frazier
30	1975-76	Red Holzman	4th/Atlantic	38	44	.463	-	-	Walt Frazier
31	1976-77	Red Holzman	3rd/Atlantic	40	42	.488	-	-	Walt Frazier
32	1977-78	Willis Reed	2nd/Atlantic	43	39	.524	2	4	Earl Monroe
33	1978-79	Willis Reed, 6-8 Red Holzman, 25-43	4th/Atlantic	31	51	.378	-	-	Earl Monroe
34	1979-80	Red Holzman	T3rd/Atlantic	39	43	.476	-	-	Earl Monroe
35	1980-81	Red Holzman	3rd/Atlantic	50	32	.610	0	2	Ray Williams
36	1981-82	Red Holzman	5th/Atlantic	33	49	.402	-	-	Maurice Lucas
37	1982-83	Hubie Brown	4th/Atlantic	44	38	.537	2	4	Bernard King
38	1983-84	Hubie Brown	3rd/Atlantic	47	35	.573	6	6	Bernard King
39	1984-85	Hubie Brown	5th/Atlantic	24	58	.293	-	-	Bernard King
40	1985-86	Hubie Brown	5th/Atlantic	23	59	.280	-	-	Louis Orr, Rory Sparrow
41	1986-87	Hubie Brown, 4-12 Bob Hill, 20-46	T4th/Atlantic	24	58	.293	-	-	Louis Orr, Rory Sparrow
42	1987-88	Rick Pitino	T2nd/Atlantic	38	44	.463	1	3	Louis Orr, Bill Cartwright
43	1988-89	Rick Pitino	1st/Atlantic	52	30	.634	5	4	Patrick Ewing, Mark Jackson
44	1989-90	Stu Jackson	3rd/Atlantic	45	37	.549	4	6	Patrick Ewing, Mark Jackson
45	1990-91	Stu Jackson, 7-8 John MacLeod, 32-35	3rd/Atlantic	39	43	.476	0	3	Patrick Ewing, Mark Jackson
46	1991-92	Pat Riley	2nd/Atlantic	51	31	.622	6	6	Patrick Ewing, Mark Jackson
47	1992-93	Pat Riley	1st/Atlantic	60	22	.732	9	6	Patrick Ewing, Charles Oakley
48	1993-94	Pat Riley	1st/Atlantic	57	25	.695	14	11	Patrick Ewing, Charles Oakley
49	1994-95	Pat Riley	2nd/Atlantic	55	27	.671	6	5	Patrick Ewing, Charles Oakley
50	1995-96	Don Nelson, 34-25 Jeff Van Gundy, 13-10	2nd/Atlantic	47	35	.573	4	4	Ewing, Harper, Oakley
51	1996-97	Jeff Van Gundy	2nd/Atlantic	57	25	.695	6	4	Ewing, Oakley, Williams
52	1997-98	Jeff Van Gundy	T2nd/Atlantic	43	39	.524	4	6	Ewing, Johnson, Oakley, Williams
53	1998-99	Jeff Van Gundy	4th/Atlantic	27	23	.540	12	8	Ewing, Johnson, Williams
54	1999-00	Jeff Van Gundy	2nd/Atlantic	50	32	.610	9	7	Ewing, Houston, Johnson
55	2000-01	Jeff Van Gundy	3rd/Atlantic	48	34	.585	2	3	Allan Houston, Larry Johnson
56	2001-02	Jeff Van Gundy, 10-9 Don Chaney, 20-43	7th/Atlantic	30	52	.366	-	-	Allan Houston
57	2002-03	Don Chaney	T5th/Atlantic	37	45	.451	-	-	Allan Houston
58	2003-04	Don Chaney, 15-24 Herb Williams, 1-0 Lenny Wilkens, 23-19	3rd/Atlantic	39	43	.476	0	4	Allan Houston
59	2004-05	Herb Williams, 17-22 Lenny Wilkens, 16-27	4th/Atlantic	33	49	.402	-	-	Houston, Marbury, K. Thomas
60	2005-06	Larry Brown	5th/Atlantic	23	59	.280	-	-	Stephon Marbury
61	2006-07	Isiah Thomas	4th/Atlantic	33	49	.402	-	-	Crawford, Francis, Marbury,
62	2007-08	Isiah Thomas	5th/Atlantic	23	59	.280	-	-	Crawford, Curry, Rose
63	2008-09	Mike D'Antoni	5th/Atlantic	32	50	.390	-	-	
64	2009-10	Mike D'Antoni	3rd/Atlantic	29	53	.354	-	-	David Lee, Chris Duhon
65	2010-11	Mike D'Antoni	2nd/Atlantic	42	40	.512	0	4	Amar'e Stoudemire, Raymond Felton
66	2011-12	Mike D'Antoni, 18-24 Mike Woodson, 18-6	2nd/Atlantic	36	30	.545	1	4	Carmelo Anthony, Amar'e Stoudemire
67	2012-13	Mike Woodson	1st/Atlantic	54	28	.659	6	6	
Totals:				2,615	2,614	.500	186	189	

*Denotes NBA Championship

No.	Season	Home Record	Road Record	Neutral Record	Overall Record	Overtime Games	East	West
1	1946-47	18-12	15-15		33-27	5-1	13-17	20-10
2	1947-48	12-12	14-10		26-22	1-0	18-6	8-16
3	1948-49	17-12	13-16	2-0	32-28	2-1	17-13	15-15
4	1949-50	19-10	18-16	3-2	40-28	7-2	20-6	8-4
5	1950-51	22-5	10-25	4-0	36-30	6-7	21-15	15-15
6	1951-52	21-4	12-22	4-3	37-29	3-0	23-13	14-16
7	1952-53	21-4	15-14	11-5	47-23	6-3	30-10	17-13
8	1953-54	18-8	15-13	11-7	44-28	5-2	24-16	20-12
9	1954-55	17-9	8-18	13-7	38-34	3-2	15-21	23-13
10	1955-56	13-15	16-13	6-9	35-37	7-3	17-19	18-18
11	1956-57	18-10	9-20	9-6	36-36	2-2	15-21	21-15
12	1957-58	16-12	11-20	8-5	35-37	1-3	14-22	21-15
13	1958-59	21-9	15-15	4-8	40-32	3-1	19-17	21-15
14	1959-60	13-18	9-19	5-11	27-48	0-1	7-32	20-16
15	1960-61	10-22	7-25	4-11	21-58	2-3	10-29	11-29
16	1961-62	19-14	2-23	8-14	29-51	1-0	11-25	18-26
17	1962-63	12-22	5-28	4-9	21-59	1-2	6-30	15-29
18	1963-64	10-25	8-27	4-6	22-58	1-2	7-29	15-29
19	1964-65	15-20	9-21	7-8	31-49	4-7	10-20	21-29
20	1965-66	20-14	4-30	6-6	30-50	1-2	5-25	25-25
21	1966-67	20-15	9-24	7-6	36-45	1-1	11-25	25-20
22	1967-68	20-17	21-16	2-6	43-39	3-3	19-21	24-18
23	1968-69	30-7	19-20	5-1	54-28	0-1	26-14	28-14
24	1969-70	30-11	27-10	3-1	60-22	0-2	28-12	32-10
25	1970-71	32-9	19-20	1-1	52-30	2-1	25-13	27-17
26	1971-72	27-14	20-19	1-1	48-34	4-1	23-15	25-19
27	1972-73	35-6	21-18	1-1	57-25	1-1	33-13	24-12
28	1973-74	28-13	21-19	0-1	49-33	3-1	25-21	24-12
29	1974-75	23-18	17-24		40-42	1-1	23-27	17-15
30	1975-76	24-17	14-27		38-44	2-2	22-24	16-20
31	1976-77	26-15	14-27		40-42	2-1	19-21	21-21
32	1977-78	29-12	14-27		43-39	4-5	19-21	24-18
33	1978-79	23-18	8-33		31-51	0-3	17-23	14-28
34	1979-80	25-16	14-27		39-43	3-1	26-34	13-9
35	1980-81	28-13	22-19		50-32	5-1	36-22	14-10
36	1981-82	19-22	14-27		33-49	3-3	22-36	11-13
37	1982-83	26-15	18-23		44-38	4-1	31-27	13-11
38	1983-84	29-12	18-23		47-35	3-2	29-29	18-6
39	1984-85	19-22	5-36		24-58	2-2	16-42	8-16
40	1985-86	15-26	8-33		23-59	3-1	14-44	9-15
41	1986-87	18-23	6-35		24-58	1-3	16-42	8-16
42	1987-88	29-12	9-32		38-44	2-2	27-31	11-13
43	1988-89	35-6	17-24		52-30	4-1	36-20	16-10
44	1989-90	29-12	16-25		45-37	5-1	30-24	15-13
45	1990-91	21-20	18-23		39-43	7-2	28-26	11-17
46	1991-92	30-11	21-20		51-31	4-2	34-22	17-9
47	1992-93	37-4	23-18		60-22	3-5	42-14	18-8
48	1993-94	32-9	25-16		57-25	2-1	40-16	17-9
49	1994-95	29-12	26-15		55-27	2-2	37-19	18-8
50	1995-96	26-15	21-20		47-35	3-2	32-22	15-13
51	1996-97	31-10	26-15		57-25	4-2	38-16	19-9
52	1997-98	28-13	15-26		43-39	2-3	27-27	16-12
53	1998-99	19-6	8-17		27-23	1-3	24-21	3-2
54	1999-00	33-8	17-24		50-32	3-3	32-22	18-10
55	2000-01	30-11	18-23		48-34	6-2	32-22	16-12
56	2001-02	19-22	11-30		30-52	2-2	20-34	10-18
57	2002-03	24-17	13-28		37-45	3-3	23-31	14-14
58	2003-04	23-18	16-25		39-43	2-5	31-23	8-20
59	2004-05	22-19	11-30		33-49	5-3	21-31	12-18
60	2005-06	15-26	8-33		23-59	4-3	15-37	8-22
61	2006-07	19-22	14-27		33-49	6-2	22-30	11-19
62	2007-08	15-26	8-33		23-59	2-5	20-32	3-27
63	2008-09	20-21	12-29		32-50	2-3	20-32	12-18
64	2009-10	18-23	11-30		29-53	2-5	20-32	9-21
65	2010-11	23-18	19-22		42-40	2-1	28-24	14-16
66	2011-12	22-11	14-19		36-30	1-2	28-20	8-10
67	2012-13	31-10	23-18		54-28	0-2	37-15	17-13
Totals		1518-960	964-1519	133-135	2615-2614	187-148	1526-1555	1077-1041
		.613						

YEAR-BY-YEAR VERSUS OPPONENTS

YEAR-BY-YEAR VERSUS OPPONENTS

Season	Atlanta Hawks	Boston Celtics	Brooklyn Nets	Charlotte Bobcats	Chicago Bulls	Cleveland Cavaliers	Dallas Mavericks	Denver Nuggets	Detroit Pistons	Golden State Warriors	Houston Rockets	Indiana Pacers	Los Angeles Clippers	Los Angeles Lakers	Memphis Grizzlies	Totals
Season	W-L	W-L	W-L	W-L	W-L	W-L	W-L	W-L	W-L	W-L	W-L	W-L	W-L	W-L	W-L	W-L
1946-47		2-4							2-4							29-19 33-27
1947-48		7-1							4-4							15-17 26-22
1948-49		3-3						4-1	2-4				1-4			21-12 32-28
1949-50	1-1	5-1						2-4	5-1				1-5			25-9 40-28
1950-51	4-2	4-4						4-2	5-3				3-3			8-8 36-30
1951-52	4-2	5-4						3-3	6-3				2-4			10-5 37-29
1952-53	5-1	4-6						2-4	10-0				2-4			15-1 47-23
1953-54	5-3	5-5						5-3	7-3				3-5			7-3 44-28
1954-55	6-3	6-6						7-2	5-7				5-4			38-34
1955-56	4-5	7-5						4-5	6-6				4-5			35-37
1956-57	6-3	5-7						4-5	4-8				6-3			36-36
1957-58	3-6	5-7						5-4	4-8				8-1			35-37
1958-59	4-5	5-7						6-3	5-7				5-4			40-32
1959-60	3-6	1-12						5-4	4-9				5-4			27-48
1960-61	1-9	3-10						5-5	2-11				3-7			21-58
1961-62	4-4	4-8						4-5	4-8				2-6			29-51
1962-63	3-6	2-10						1-8	2-6				3-5			21-59
1963-64	4-4	2-10						5-4	1-8				2-6			22-58
1964-65	1-9	3-7						5-5	7-3				0-10			31-49
1965-66	4-6	0-10						8-2	5-5				5-5			30-50
1966-67	4-5	0-9			6-3			5-4	5-4				5-4			36-45
1967-68	1-6	2-6			5-2			4-4	5-2	6-1			3-4			43-39
1968-69	4-2	6-1			4-2			4-3	5-1	3-3			1-5			54-28
1969-70	2-4	3-4			6-0			6-1	5-1	5-1			4-2			60-22
1970-71	3-3	6-0			2-3	4-0		3-2	3-2	4-1		2-2	2-3			52-30
1971-72	1-3	3-3			2-3	3-3		4-1	3-2	5-0		5-1	1-4			48-34
1972-73	3-3	4-4			1-3	6-0		3-1	2-2	5-1		6-1	2-2			57-25
1973-74	5-1	2-5			2-2	5-1		3-1	3-1	2-4		4-4	2-2			49-33
1974-75	4-0	2-7			1-3	3-1		2-2	1-3	3-1		3-5	4-0			40-42
1975-76	2-3	2-5			4-0	2-3		1-3	0-4	2-3		3-4	1-3			38-44
1976-77	3-1	2-2	2-2		2-2	2-2		2-2	2-1	3-1	2-2	2-2	3-1	3-1		40-42
1977-78	2-2	2-2	3-1		3-1	1-3		3-1	3-0	2-2	2-2	3-1	1-3	1-3		43-39
1978-79	2-2	1-3	3-1		1-3	2-2		1-3	3-1	1-3	0-4	2-2	2-2	0-3		31-51
1979-80	2-4	1-5	4-2		2-0	3-3		1-1	4-2	2-0	3-3	2-4	1-1	0-2		39-43
1980-81	4-2	1-6	6-0		3-3	5-0	1-1	2-0	5-1	0-2	2-0	2-3	2-0	0-2		50-32
1981-82	1-5	1-5	2-4		2-3	6-0	1-1	1-1	3-3	1-1	1-1	2-3	2-0	2-0		33-49
1982-83	2-3	3-3	2-4		4-1	5-1	2-0	2-0	5-1	1-1	2-0	3-3	0-2	0-2		44-38
1983-84	1-4	3-3	3-3		4-2	5-1	2-0	1-1	2-4	1-1	2-0	4-2	2-0	2-0		47-35
1984-85	3-3	0-6	0-6		2-4	3-3	0-2	1-1	2-3	1-1	0-2	4-2	1-1	0-2		24-58
1985-86	1-5	1-5	1-5		2-4	1-4	1-1	1-1	1-4	1-1	0-2	4-2	0-2	1-1		23-59
1986-87	1-5	2-4	1-5		2-4	1-4	0-2	0-2	0-6	0-2	1-1	2-3	2-0	0-2		24-58
1987-88	3-3	1-5	3-3		2-3	4-2	1-1	1-1	2-4	2-0	1-1	3-2	2-0	0-2		38-44
1988-89	2-2	3-3	4-2		2-3	2-2	2-0	1-1	4-0	0-2	2-0	5-0	2-0	1-1		52-30
1989-90	3-1	1-4	4-1		1-3	2-2	1-1	1-1	0-4	2-0	1-1	3-1	2-0	0-2		45-37
1990-91	1-3	0-5	5-0		0-4	1-3	0-2	1-1	3-1	0-2	0-2	2-2	2-0	1-1		39-43
1991-92	2-2	2-3	3-2		0-4	0-4	2-0	2-0	2-2	1-1	1-1	3-1	2-0	0-2		51-31
1992-93	2-2	4-1	3-1		3-1	3-1	2-0	1-1	2-2	2-0	1-1	3-1	0-2	2-0		60-22
1993-94	2-2	4-0	1-4		3-1	4-0	2-0	1-1	4-0	1-1	0-2	4-0	2-0	2-0		57-25
1994-95	2-2	5-0	4-1		1-3	2-2	2-0	2-0	3-1	1-1	2-0	3-1	2-0	2-0		55-27
1995-96	1-2	4-0	2-2		1-3	1-3	2-0	1-1	4-0	2-0	2-0	3-1	1-1	1-1	1-1	47-35
1996-97	3-1	4-0	2-2		2-2	3-1	1-1	2-0	2-1	2-0	1-1	3-1	2-0	1-1	2-0	57-25
1997-98	2-2	2-2	2-2		0-4	2-1	1-1	2-0	2-2	1-1	1-1	1-2	2-0	1-1	2-0	43-39
1998-99	1-2	2-1	3-0		2-1	2-1	0-0	0-0	1-2	0-0	0-0	1-2	1-0	0-1	0-0	27-23
1999-00	1-2	2-2	3-1		3-0	1-3	2-0	1-1	3-1	2-0	2-0	2-2	1-1	0-2	2-0	50-32
2000-01	2-2	3-1	2-2		3-1	2-2	1-1	1-1	2-1	2-0	0-2	2-2	1-1	2-0	1-1	48-34
2001-02	3-1	0-4	0-4		1-3	2-2	1-1	0-2	1-3	1-1	1-1	1-2	0-2	0-2	1-1	30-52
2002-03	3-1	0-4	1-3		1-2	2-1	0-2	2-0	2-2	0-2	2-0	1-3	1-1	1-1	1-1	37-45
2003-04	3-0	3-1	1-3		2-2	0-4	0-2	1-1	1-3	0-2	0-2	1-3	1-1	0-2	1-1	39-43
2004-05	3-1	1-3	1-3	3-1	0-4	3-1	0-2	1-1	0-3	1-1	1-1	2-2	1-1	1-1	1-1	33-49
2005-06	2-2	1-3	1-3	0-3	1-2	2-1	1-1	0-2	1-3	0-2	0-2	2-2	0-2	0-2	0-2	23-59
2006-07	2-1	1-3	0-4	2-2	1-3	2-2	0-2	1-1	1-2	1-1	0-2	1-2	1-1	2-0	2-0	33-49
2007-08	0-4	0-4	3-1	2-1	2-2	1-2	0-2	1-1	2-2	0-2	0-2	0-4	0-2	0-2	0-2	23-59
2008-09	2-1	1-3	2-2	2-2	1-2	0-4	0-2	0-2	2-2	1-1	1-1	2-1	0-2	0-2	2-0	32-50
2009-10	3-1	1-3	2-2	2-2	1-3	0-3	1-1	1-1	3-1	0-2	0-2	2-2	2-0	0-2	0-2	29-53
2010-11	2-2	0-4	4-0	2-1	2-1	1-3	0-2	1-1	2-1	1-1	0-2	2-2	1-1	0-2	2-0	42-40
2011-12	2-1	2-2	2-1	3-1	1-3	2-2	1-1	0-1	3-0	0-1	0-1	2-1	1-0	1-1	0-1	36-30
2012-13	3-0	3-1	2-2	2-1	0-4	3-0	1-1	1-1	4-0	1-1	0-2	2-2	0-2	1-1	1-1	54-28

Totals: 168-184 175-276 87-84 18-14 96-112 106-81 31-33 41-36 200-160 159-170 69-62 86-71 69-49 113-164 19-14

Chronology: HAWKS: Tri-Cities Blackhawks 1949-51; Milwaukee Hawks 1951-55; St. Louis Hawks 1955-68; Atlanta Hawks 1968-present. NETS: New York Nets 1976-77; New Jersey Nets 1977-2011; Brooklyn Nets 2012-present. PISTONS: Fort Wayne Pistons 1948-57; Detroit Pistons 1957-present. WARRIORS: Philadelphia Warriors 1946-62; San Francisco Warriors 1962-71; Golden State Warriors 1971-present. ROCKETS: San Diego Rockets 1967-71; Houston Rockets 1971-present. CLIPPERS: Buffalo Braves 1970-78; San Diego Clippers 1978-84; Los Angeles Clippers 1984-present. LAKERS: Minneapolis Lakers 1948-60; Los Angeles Lakers 1960-present. GRIZZLIES: Vancouver Grizzlies 1995-2001; Memphis Grizzlies 2001-present. PELICANS: Charlotte Hornets

Season	Miami Heat	Milwaukee Bucks	Minnesota Timberwolves	New Orleans Pelicans	Oklahoma City Thunder	Orlando Magic	Philadelphia 76ers	Phoenix Suns	Portland Trail Blazers	Sacramento Kings	San Antonio Spurs	Toronto Raptors	Utah Jazz	Washington Wizards	Defunct Teams	Totals
Season	W-L	W-L	W-L	W-L	W-L	W-L	W-L	W-L	W-L	W-L	W-L	W-L	W-L	W-L	W-L	W-L
1946-47																29-19 33-27
1947-48																15-17 26-22
1948-49																21-12 32-28
1949-50																25-9 40-28
1950-51																8-8 36-30
1951-52							0-2				1-4					10-5 37-29
1952-53							5-4				2-4					15-1 47-23
1953-54							6-4				3-3					7-3 44-28
1954-55							5-5				7-1					38-34
1955-56							4-8				5-4					35-37
1956-57							4-8				6-3					36-36
1957-58							6-6				5-4					35-37
1958-59							5-7				5-4					40-32
1959-60							9-3				6-3					27-48
1960-61							2-11				7-2					21-58
1961-62							5-8				2-8					29-51
1962-63							3-9				4-5					21-59
1963-64							2-10				2-10			4-6		22-58
1964-65							3-9				6-4			6-4		31-49
1965-66							4-8				1-11			3-7		30-50
1966-67							5-5				2-8			8-2		36-45
1967-68							2-8				3-7			3-7		43-39
1968-69							1-8				3-6			7-2		54-28
1969-70							3-5				5-3			5-3		60-22
1970-71							4-3				4-3			4-3		52-30
1971-72							6-0				6-0					

FRANCHISE SCORING

FRANCHISE LEADERS

Player	Yrs.	G	FG	3P	FT	Pts.	Avg.	Career
1. Patrick Ewing	15	1,039	9,260	19	5,126	23,665	22.8	1985-00
2. Walt Frazier	10	759	5,736	0	3,145	14,617	19.3	1967-77
3. Willis Reed	10	650	4,859	0	2,465	12,183	18.7	1964-74
4. Allan Houston	9	602	4,103	921	2,038	11,165	18.5	1996-05
5. Carl Braun	12	740	3,834	0	2,781	10,449	14.1	1947-61
6. Richie Guerin	8	518	3,681	0	3,030	10,392	20.1	1956-64
7. Earl Monroe	9	598	3,971	0	1,737	9,679	16.2	1971-80
8. Dick Barnett	9	604	3,742	0	1,958	9,442	15.6	1965-74
9. Bill Bradley	10	742	3,927	0	1,363	9,217	12.4	1967-77
10. Bill Cartwright	9	537	3,207	0	2,592	9,006	16.8	1979-88
11. John Starks	8	602	3,043	982	1,421	8,489	14.1	1990-98
12. Willie Naulls	7	430	3,283	0	1,752	8,318	19.3	1956-63
13. Gerald Wilkins	7	555	3,406	209	1,237	8,258	14.9	1985-92
14. Harry Gallatin	9	610	2,470	0	2,831	7,771	12.7	1948-57
15. Charles Oakley	10	727	2,910	27	1,681	7,528	10.4	1988-98
16. Dave DeBusschere	6	435	2,939	0	1,079	6,957	16.0	1968-74
17. Kenny Sears	7	424	2,299	0	2,256	6,854	16.2	1955-63
18. Ray Williams	5	399	2,601	48	1,305	6,555	16.4	1977-81, 83-84
19. Latrell Sprewell	5	351	2,334	385	1,231	6,284	17.9	1998-03
20. Johnny Green	7	472	2,495	0	1,124	6,114	13.0	1959-66
21. Kurt Thomas	8	569	2,575	8	869	6,027	10.6	1998-05, 12-13
22. Trent Tucker	9	663	2,391	504	439	5,725	8.6	1982-91
23. Mark Jackson	7	500	2,195	264	890	5,544	11.1	1987-92, 00-02
24. Bernard King	5	206	2,141	1	1,175	5,458	26.5	1982-87
25. Jamal Crawford	5	299	1,800	600	1,069	5,269	17.6	2004-09
26. Stephon Marbury	5	287	1,795	349	1,293	5,232	18.2	2003-09
27. Walt Bellamy	4	268	1,919	0	1,234	5,072	18.9	1965-69
28. Phil Jackson	11	732	1,903	0	1,183	4,989	6.8	1967-78
29. David Lee	5	368	1,926	0	923	4,775	13.0	2005-10
30. Nat Clifton	7	476	1,865	0	1,189	4,919	10.3	1950-57
31. Cazzie Russell	5	344	1,858	0	868	4,584	13.3	1966-71
32. Bob McAdoo	3	171	1,801	0	958	4,560	26.7	1976-79
33. Ray Felix	6	376	1,531	0	1,437	4,499	12.0	1954-60
34. Michael Ray Richardson	4	315	1,844	69	728	4,485	14.2	1978-82
35. Dick McGuire	8	530	1,434	0	1,360	4,228	8.0	1949-57
36. Larry Johnson	5	330	1,543	191	768	4,045	12.3	1996-01
37. Howard Komives	5	355	1,559	0	875	3,993	11.9	1964-69
38. Nate Robinson	5	282	1,389	414	705	3,897	12.5	2005-10
39. Anthony Mason	5	395	1,461	0	971	3,893	9.9	1991-96
40. CARMELO ANTHONY	3	149	1,357	278	884	3,876	26.0	2010-13
41. Louis Orr	6	407	1,420	2	926	3,768	9.3	1982-88
42. Charlie Ward	10	580	1,331	598	493	3,753	6.5	1994-04
43. Toby Knight	6	283	1,602	0	436	3,640	12.9	1977-82
44. Spencer Haywood	4	210	1,468	0	651	3,587	17.1	1975-79
45. Dave Stallworth	6	340	1,325	0	846	3,496	10.3	1965-72, 74-75
46. Connie Simmons	5	329	1,192	0	978	3,362	10.2	1949-54
47. Eddy Curry	5	222	1,228	1	910	3,367	15.2	2005-10
48. Rory Sparrow	6	347	1,417	35	465	3,334	9.6	1982-88
49. Wilson Chandler	4	233	1,301	238	430	3,270	14.0	2007-11
49. AMAR'E STOUDEMIRE	3	154	1,214	15	764	3,207	20.8	2010-13
50. Vince Boryla	5	285	1,187	0	813	3,187	11.2	1949-54

Current players on Knicks roster as of October 2013 in CAPS

Games	
1. Patrick Ewing	1,039
2. Walt Frazier	759
3. Bill Bradley	742
4. Carl Braun	740
5. Phil Jackson	732
6. Charles Oakley	727
7. Trent Tucker	663
8. Willis Reed	650
9. Harry Gallatin	610
10. Dick Barnett	604

Field Goals Made	
1. Patrick Ewing	9,260
2. Walt Frazier	5,736
3. Willis Reed	4,859
4. Allan Houston	4,103
5. Earl Monroe	3,971
6. Bill Bradley	3,927
7. Carl Braun	3,834
8. Dick Barnett	3,742
9. Richie Guerin	3,681
10. Gerald Wilkins	3,406

Three-Point Field Goals Made	
1. John Starks	982
2. Allan Houston	921
3. Jamal Crawford	600
4. Charlie Ward	598
5. Trent Tucker	504
6. Nate Robinson	414
7. Latrell Sprewell	385
8. Quentin Richardson	351
9. Stephon Marbury	349
10. Hubert Davis	317

Free Throws Made	
1. Patrick Ewing	5,126
2. Walt Frazier	3,145
3. Richie Guerin	3,030
4. Harry Gallatin	2,831
5. Carl Braun	2,781
6. Bill Cartwright	2,592
7. Willis Reed	2,465
8. Kenny Sears	2,256
9. Allan Houston	2,038
10. Dick Barnett	1,958

Total Rebounds	
1. Patrick Ewing	10,759
2. Willis Reed	8,414
3. Charles Oakley	7,291
4. Harry Gallatin	5,935
5. Willie Naulls	5,008
6. Johnny Green	4,831
7. Dave DeBusschere	4,671
8. Walt Frazier	4,598
9. Kurt Thomas	4,272
10. Nat Clifton	4,066

Blocked Shots	
1. Patrick Ewing	2,758
2. Bill Cartwright	543
3. Marvin Webster	541
4. Kurt Thomas	479
5. Marcus Camby	390
6. Charles Smith	287
7. John Gianelli	250
8. Bob McAdoo	238
9. Kenny Walker	235
10. AMAR'E STOUDEMIRE	216

Minutes	
1. Patrick Ewing	37,586
2. Walt Frazier	28,995
3. Charles Oakley	23,959
4. Patrick Ewing	23,073
5. Bill Bradley	22,799
6. Allan Houston	21,724
7. Dick Barnett	18,442
8. Richie Guerin	18,377
9. Carl Braun	17,995
10. Earl Monroe	17,552

Field Goals Attempted	
1. Patrick Ewing	18,224
2. Walt Frazier	11,669
3. Willis Reed	10,202
4. Carl Braun	10,004
5. Allan Houston	9,243
6. Richie Guerin	8,935
7. Anthony Mason	8,763
8. Earl Monroe	8,302
9. Dick Barnett	8,065
10. Willie Naulls	8,043

Three-Point Field Goals Attempted	
1. John Starks	2,848
2. Allan Houston	2,310
3. Jamal Crawford	1,698
4. Charlie Ward	1,635
5. Trent Tucker	1,231
6. Nate Robinson	1,172
7. Latrell Sprewell	1,102
8. Stephon Marbury	1,004
9. Quentin Richardson	993
10. Al Harrington	851

Free Throws Attempted	
1. Patrick Ewing	6,904
2. Walt Frazier	4,017
3. Richie Guerin	3,892
4. Harry Gallatin	3,669
5. Carl Braun	3,457
6. Bill Cartwright	3,308
7. Willis Reed	3,298
8. Kenny Sears	2,736
9. Dick Barnett	2,594
10. Allan Houston	2,338

Assists	
1. Walt Frazier	4,791
2. Mark Jackson	4,005
3. Dick McGuire	2,950
4. Carl Braun	2,821
5. Richie Guerin	2,720
6. Bill Bradley	2,533
7. Charlie Ward	2,451
8. John Starks	2,394
9. Ray Williams	2,260
10. Michael Ray Richardson	2,244

Personal Fouls	
1. Patrick Ewing	3,676
2. Charles Oakley	2,577
3. Willis Reed	2,411
4. Bill Bradley	2,363
5. Phil Jackson	2,163
6. Carl Braun	2,125
7. Kurt Thomas	2,069
8. Walt Frazier	2,032
9. Harry Gallatin	1,869
10. Bill Cartwright	1,751

Scoring Average (min. 100 games)	
1. Bob McAdoo	26.7
2. Bernard King	26.5
3. CARMELO ANTHONY	26.0
4. Patrick Ewing	22.8
5. AMAR'E STOUDEMIRE	20.8
6. Richie Guerin	20.1
7. Willie Naulls	19.3
8. Walt Frazier	19.3
9. Al Harrington	19.2
10. Walt Bellamy	18.9

Field Goal Percentage (min. 500 made)	
1. Eddy Curry	563
2. David Lee	557
3. Bill Cartwright	552
4. Bernard King	543
5. Mike Glenn	541
6. Bob McAdoo	529
7. Anthony Mason	528
8. Walt Bellamy	522
9. Toby Knight	519
10. Othella Harrington	517

Three-Point Field Goal % (min. 100 made)	
1. Hubert Davis	449
2. Steve Novak	445
3. Tim Thomas	412
4. Trent Tucker	409
5. Allan Houston	399
6. Bill Walker	380
7. Danilo Gallinari	377
8. CARMELO ANTHONY	375
9. Chris Duhon	372
10. Derek Harper	368

Free Throw Percentage (min. 200 made)	
1. Mike Glenn	886
2. Kiki Vandeweghe	886
3. Allan Houston	872
4. Danilo Gallinari	859
5. Howard Komives	846
6. Jamal Crawford	840
7. Bill Bradley	840
8. RAYMOND FELTON	835
9. Hubert Davis	830
10. CARMELO ANTHONY	828

Steals	
1. Patrick Ewing	1,061
2. Charles Oakley	844
3. Michael Ray Richardson	810
4. Ray Williams	750
5. Charlie Ward	744
6. Mark Jackson	720
7. John Starks	711
8. Trent Tucker	634
9. Gerald Wilkins	614
10. Walt Frazier	589

Disqualifications	
1. Willis Reed	58
2. Ray Felix	54
3. Patrick Ewing	48
4. Kurt Thomas	46
5. Phil Jackson	43
6. Nat Clifton	38
7. Charles Oakley	36
8. Carl Braun	34
9. Harry Gallatin	29
10. Willie Naulls	28

YEARLY STATISTICAL LEADERS

YEARLY STATISTICAL LEADERS

Scoring		
Season	Points	Player
1946-47	515	Sonny Hertzberg
1947-48	671	Carl Braun
1948-49	810	Carl Braun
1949-50	1,031	Carl Braun
1950-51	982	Vince Boryla
1951-52	931	Max Zaslofsky
1952-53	977	Carl Braun
1953-54	1,062	Carl Braun
1954-55	1,074	Carl Braun
1955-56	1,112	Carl Braun
1956-57	1,079	Harry Gallatin
1957-58	1,342	Kenny Sears
1958-59	1,488	Kenny Sears
1959-60	1,615	Richie Guerin
1960-61	1,846	Willie Naulls
1961-62	2,303	Richie Guerin
1962-63	1,701	Richie Guerin
1963-64	1,349	Len Chappell
1964-65	1,560	Willie Reed
1965-66	1,729	Dick Barnett
1966-67	1,628	Willie Reed
1967-68	1,685	Willie Reed
1968-69	1,733	Willie Reed
1969-70	21.7	Willie Reed
1970-71	21.7	Walt Frazier
1971-72	23.2	Walt Frazier
1972-73	21.1	Walt Frazier
1973-74	20.5	Walt Frazier
1974-75	21.5	Walt Frazier
1975-76	20.7	Earl Monroe
1976-77	26.7	Bob McAdoo
1977-78	26.5	Bob McAdoo
1978-79	17.3	Ray Williams
1979-80	21.7	Bill Cartwright
1980-81	20.1	Bill Cartwright
1981-82	17.9	Michael Ray Richardson
1982-83	21.9	Bernard King
1983-84	26.3	Bernard King
1984-85	32.9	Bernard King
1985-86	20.0	Patrick Ewing
1986-87	21.5	Patrick Ewing
1987-88	20.2	Patrick Ewing
1988-89	22.7	Patrick Ewing
1989-90	28.6	Patrick Ewing
1990-91	26.6	Patrick Ewing
1991-92	24.0	Patrick Ewing
1992-93	24.2	Patrick Ewing
1993-94	24.5	Patrick Ewing
1994-95	23.9	Patrick Ewing
1995-96	22.5	Patrick Ewing
1996-97	22.4	Patrick Ewing
1997-98	18.4	Allan Houston
1998-99	17.3	Patrick Ewing
1999-00	19.7	Allan Houston
2000-01	18.7	Allan Houston
2001-02	20.4	Allan Houston
2002-03	22.5	Allan Houston
2003-04	19.8	Stephon Marbury
2004-05	21.7	Stephon Marbury
2005-06	16.3	Stephon Marbury
2006-07	19.5	Eddy Curry
2007-08	20.6	Jamal Crawford
2008-09	20.7	Al Harrington
2009-10	20.2	David Lee
2010-11	26.3	Carmelo Anthony
2011-12	22.6	Carmelo Anthony
2012-13	28.7	Carmelo Anthony

Field Goal Percentage (min. 200 made)		
Season	Pct.	Player
1946-47	.307	Bud Palmer
1947-48	.326	Ray Kuka
1948-49	.350	Bud Palmer
1949-50	.421	Ernie Vandeweghe
1950-51	.416	Harry Gallatin
1951-52	.442	Harry Gallatin
1952-53	.444	Harry Gallatin
1953-54	.408	Dick McGuire
1954-55	.438	Ray Felix
1955-56	.438	Kenny Sears
1956-57	.418	Kenny Sears
1957-58	.442	Ray Felix
1958-59	.490	Kenny Sears
1959-60	.477	Kenny Sears
1960-61	.440	Dick Garmaker
1961-62	.463	Al Butler
1962-63	.493	Dave Budd
1963-64	.487	Bill McGill
1964-65	.488	Johnny Egan
1965-66	.512	Walt Bellamy
1966-67	.521	Walt Bellamy
1967-68	.541	Walt Bellamy
1968-69	.521	Willis Reed
1969-70	.518	Walt Frazier
1970-71	.494	Walt Frazier
1971-72	.512	Jerry Lucas
1972-73	.515	Dean Meminger
1973-74	.508	Dean Meminger
1974-75	.483	Walt Frazier
1975-76	.485	Walt Frazier
1976-77	.534	Bob McAdoo
1977-78	.520	Bob McAdoo
1978-79	.541	Mike Glenn
1979-80	.547	Bill Cartwright
1980-81	.558	Mike Glenn
1981-82	.562	Bill Cartwright
1982-83	.566	Bill Cartwright
1983-84	.572	Bernard King
1984-85	.530	Bernard King
1985-86	.491	Ken Bannister
1986-87	.531	Bill Cartwright
1987-88	.555	Patrick Ewing
1988-89	.567	Patrick Ewing
1989-90	.551	Patrick Ewing
1990-91	.516	Charles Oakley
1991-92	.522	Charles Oakley
1992-93	.508	Charles Oakley
1993-94	.496	Patrick Ewing
1994-95	.566	Anthony Mason
1995-96	.563	Anthony Mason
1996-97	.537	Buck Williams
1997-98	.504	Patrick Ewing
1998-99	.521	Marcus Camby
1999-00	.505	Kurt Thomas
2000-01	.524	Marcus Camby
2001-02	.527	Othella Harrington
2002-03	.508	Othella Harrington
2003-04	.473	Kurt Thomas
2004-05	.531	Michael Sweetney
2005-06	.563	Eddy Curry
2006-07	.600	David Lee
2007-08	.552	David Lee
2008-09	.549	David Lee
2009-10	.545	David Lee
2010-11	.502	Amar'e Stoudemire
2011-12	.679	Tyson Chandler
2012-13	.638	Tyson Chandler

Free Throw Percentage (min. 41 made)		
Season	Pct.	Player
1946-47	.782	Stan Stutz
1947-48	.838	Sid Tannenbaum
1948-49	.844	Sid Tannenbaum
1949-50	.796	Ray Lump
1950-51	.837	Vince Boryla
1951-52	.835	Vince Boryla
1952-53	.825	Carl Braun
1953-54	.864	Vince Boryla
1954-55	.823	Jim Baechtold
1955-56	.838	Carl Braun
1956-57	.830	Slater Martin
1957-58	.849	Carl Braun
1958-59	.861	Kenny Sears
1959-60	.868	Kenny Sears
1960-61	.833	Bob McNeill
1961-62	.842	Willie Naulls
1962-63	.848	Richie Guerin
1963-64	.770	Bob Boozer
1964-65	.835	Howie Komives
1965-66	.861	Howie Komives
1966-67	.858	Howie Komives
1967-68	.820	Howie Komives
1968-69	.849	Howie Komives
1969-70	.824	Bill Bradley
1970-71	.823	Bill Bradley
1971-72	.849	Bill Bradley
1972-73	.871	Bill Bradley
1973-74	.874	Bill Bradley
1974-75	.873	Bill Bradley
1975-76	.878	Bill Bradley
1976-77	.839	Earl Monroe
1977-78	.858	Jim McMillian
1978-79	.905	Mike Glenn
1979-80	.875	Earl Monroe
1980-81	.891	Mike Glenn
1981-82	.857	Mike Newlin
1982-83	.827	Ernie Grunfeld
1983-84	.827	Ray Williams
1984-85	.865	Rory Sparrow
1985-86	.833	Ernie Grunfeld
1986-87	.816	Gerald Henderson
1987-88	.841	Johnny Newman
1988-89	.911	Kiki Vandeweghe
1989-90	.917	Kiki Vandeweghe
1990-91	.899	Kiki Vandeweghe
1991-92	.802	Kiki Vandeweghe
1992-93	.821	Doc Rivers
1993-94	.906	Rolando Blackman
1994-95	.808	Hubert Davis
1995-96	.868	Hubert Davis
1996-97	.808	Charles Oakley
1997-98	.851	Charles Oakley
1998-99	.862	Allan Houston
1999-00	.866	Latrell Sprewell
2000-01	.909	Allan Houston
2001-02	.870	Allan Houston
2002-03	.919	Allan Houston
2003-04	.913	Allan Houston
2004-05	.843	Jamal Crawford
2005-06	.826	Jamal Crawford
2006-07	.838	Jamal Crawford
2007-08	.864	Jamal Crawford
2008-09	.856	Chris Duhon
2009-10	.823	Larry Hughes
2010-11	.902	Chauncey Billups
2011-12	.804	Carmelo Anthony
2012-13	.830	Carmelo Anthony

Three-Point Field Goal Percentage (minimum 25 made)		
Season	Pct.	Player
1979-80	.245	Michael Ray Richardson
1980-81	None
1981-82	.439	Campy Russell
1982-83	None
1983-84	.309	Ray Williams
1984-85	.403	Trent Tucker
1985-86	.451	Trent Tucker
1986-87	.422	Trent Tucker
1987-88	.413	Trent Tucker
1988-89	.399	Trent Tucker
1989-90	.388	Trent Tucker
1990-91	.418	Trent Tucker
1991-92	.394	Kiki Vandeweghe
1992-93	.425	Rolando Blackman
1993-94	.402	Hubert Davis
1994-95	.455	Hubert Davis
1995-96	.476	Hubert Davis
1996-97	.387	Chris Childs
1997-98	.385	Allan Houston
1998-99	.407	Allan Houston
1999-00	.436	Allan Houston
2000-01	.389	Glen Rice
2001-02	.405	Mark Jackson
2002-03	.396	Allan Houston
2003-04	.431	Allan Houston
2004-05	.409	Tim Thomas
2005-06	.491	Jalen Rose
2006-07	.390	Nate Robinson
2007-08	.385	Fred Jones
2008-09	.455	Jamal Crawford
2009-10	.431	Bill Walker
2010-11	.424	Carmelo Anthony
2011-12	.472	Steve Novak
2012-13	.425	Steve Novak

Minutes		
Season	Min.	Player
1951-52	2,113	Max Zaslofsky
1952-53	2,333	Harry Gallatin
1953-54	2,690	Harry Gallatin
1954-55	2,548	Harry Gallatin
1955-56	2,378	Harry Gallatin
1956-57	2,516	Kenny Sears
1957-58	2,685	Kenny Sears
1958-59	2,558	Richie Guerin
1959-60	2,549	Richie Guerin
1960-61	3,023	Richie Guerin
1961-62	3,348	Richie Guerin
1962-63	2,712	Richie Guerin
1963-64	2,489	Len Chappell
1964-65	3,042	Willis Reed
1965-66	3,084	Walt Bellamy
1966-67	3,010	Walt Bellamy
1967-68	2,879	Willis Reed
1968-69	3,108	Willis Reed
1969-70	3,089	Willis Reed
1970-71	3,455	Walt Frazier
1971-72	3,126	Walt Frazier
1972-73	3,181	Walt Frazier
1973-74	3,338	Walt Frazier
1974-75	3,204	Walt Frazier
1975-76	2,889	Earl Monroe
1976-77	2,687	Walt Frazier
1977-78	3,182	Bob McAdoo
1978-79	2,667	Toby Knight
1979-80	3,150	Bill Cartwright
1980-81	3,175	Michael Ray Richardson
1981-82	3,044	Michael Ray Richardson
1982-83	2,468	Bill Cartwright
1983-84	2,667	Bernard King
1984-85	2,489	Darrell Walker
1985-86	2,344	Rory Sparrow
1986-87	2,758	Gerald Wilkins
1987-88	3,249	Mark Jackson
1988-89	2,896	Patrick Ewing
1989-90	3,165	Patrick Ewing
1990-91	3,104	Patrick Ewing
1991-92	3,150	Patrick Ewing
1992-93	3,003	Patrick Ewing

1993-94	2,972	Patrick Ewing
1994-95	2,920	Patrick Ewing
1995-96	3,457	Anthony Mason
1996-97	2,887	Patrick Ewing
1997-98	2,848	Allan Houston
1998-99	1,815	Allan Houston
1999-00	3,276	Latrell Sprewell
2000-01	3,017	Latrell Sprewell
2001-02	3,326	Latrell Sprewell
2002-03	3,108	Allan Houston
2003-04	2,548	Kurt Thomas
2004-05	3,281	Stephon Marbury
2005-06	2,555	Jamal Crawford
2006-07	2,849	Eddy Curry
2007-08	3,190	Jamal Crawford
2008-09	2,906	Chris Duhon
2009-10	3,019	Amar'e Stoudemire
2010-11	2,870	Amar'e Stoudemire
2011-12	2,061	Tyson Chandler
2012-13	2,678	J.R. Smith

Rebounding		
Season	Reb.	Player
1950-51	800	Harry Gallatin
1951-52	731	Nat Clifton
1952-53	916	Harry Gallatin
1953-54	1,098	Harry Gallatin
1954-55	995	Harry Gallatin
1955-56	740	Harry Gallatin
1956-57	725	Harry Gallatin
1957-58	799	Willie Naulls
1958-59	723	Willie Naulls
1959-60	921	Willie Naulls
1960-61	1,055	Willie Naulls
1961-62	1,066	Johnny Green
1962-63	964	Johnny Green
1963-64	799	Johnny Green
1964-65	1,175	Willis Reed
1965-66	1,152	Walt Bellamy
1966-67	1,136	Willis Reed
1967-68	1,073	Willis Reed
1968-69	1,191	Willis Reed
1969-70	13.9	Willis Reed
1970-71	13.7	Willis Reed
1971-72	13.1	Jerry Lucas
1972-73	10.7	Dave DeBusschere
1973-74	10.7	Dave DeBusschere
1974-75	8.6	John Gianelli
1975-76	11.3	Spencer Haywood
1976-77	12.7	Bob McAdoo
1977-78	12.8	Bob McAdoo
1978-79	10.9	Marvin Webster
1979-80	8.9	Bill Cartwright
1980-81	7.5	Bill Cartwright
1981-82	11.3	Maurice Lucas
1982-83	8.1	Truck Robinson
1983-84	8.4	Bill Cartwright
1984-85	8.2	Pat Cummings
1985-86	9.0	Patrick Ewing
1986-87	8.8	Patrick Ewing
1987-88	8.2	Patrick Ewing
1988-89	10.5	Charles Oakley
1989-90	11.9	Charles Oakley
1990-91	12.1	Charles Oakley
1991-92	11.2	Patrick Ewing
1992-93	12.1	Patrick Ewing
1993-94	11.8	Charles Oakley
1994-95	11.0	Patrick Ewing
1995-96	10.6	Patrick Ewing
1996-97	10.7	Patrick Ewing
1997-98	9.2	

YEARLY STATISTICAL LEADERS

TRIPLE DOUBLES

Season	Steals	Player
1973-74	2.01	Walt Frazier
1974-75	2.44	Walt Frazier
1975-76	1.80	Walt Frazier
1976-77	1.74	Walt Frazier
1977-78	1.48	Butch Carter
1978-79	1.58	Ray Williams
1979-80	3.23	Michael Ray Richardson
1980-81	2.94	Michael Ray Richardson
1981-82	2.60	Michael Ray Richardson
1982-83	1.32	Bernard King
1983-84	2.13	Ray Williams
1984-85	1.29	Bernard King
1985-86	1.80	Darrell Walker
1986-87	1.66	Trent Tucker
1987-88	2.50	Mark Jackson
1988-89	1.93	Mark Jackson
1989-90	1.33	Mark Jackson
1990-91	1.68	Maurice Cheeks
1991-92	1.38	Mark Jackson
1992-93	1.61	Greg Anthony
1993-94	1.61	John Starks
1994-95	1.20	Charles Oakley
1995-96	1.60	Derek Harper
1996-97	1.39	Charles Oakley
1997-98	1.76	Charlie Ward
1998-99	2.06	Charlie Ward

1999-00	1.33	Latrell Sprewell
2000-01	1.38	Latrell Sprewell
2001-02	1.16	Latrell Sprewell
2002-03	1.38	Latrell Sprewell
2003-04	1.38	Stephon Marbury
2004-05	1.49	Stephon Marbury
2005-06	1.10	Jamal Crawford
2006-07	0.97	Jamal Crawford
2007-08	1.01	Jamal Crawford
2008-09	1.28	Nate Robinson
2009-10	1.29	Larry Hughes
2010-11	1.80	Raymond Felton
2011-12	1.71	Iman Shumpert
2012-13	1.64	Jason Kidd

Blocked Shots

Season	Blocks	Player
1973-74	1.11	Willis Reed
1974-75	1.48	John Gianelli
1975-76	1.03	Spencer Haywood
1976-77	1.25	Bob McAdoo
1977-78	1.59	Bob McAdoo
1978-79	1.87	Marvin Webster
1979-80	1.85	Joe Meriwether
1980-81	1.18	Marvin Webster
1981-82	1.11	Marvin Webster
1982-83	1.60	Marvin Webster
1983-84	1.32	Marvin Webster
1984-85	0.68	James Bailey

1985-86	2.06	Patrick Ewing
1986-87	2.33	Patrick Ewing
1987-88	2.99	Patrick Ewing
1988-89	3.51	Patrick Ewing
1989-90	3.99	Patrick Ewing
1990-91	3.19	Patrick Ewing
1991-92	2.99	Patrick Ewing
1992-93	1.99	Patrick Ewing
1993-94	2.75	Patrick Ewing
1994-95	2.01	Patrick Ewing
1995-96	2.42	Patrick Ewing
1996-97	2.42	Patrick Ewing
1997-98	1.00	Chris Dudley
1998-99	2.63	Patrick Ewing
1999-00	1.97	Marcus Camby
2000-01	2.16	Marcus Camby
2001-02	0.96	Kurt Thomas
2002-03	1.20	Kurt Thomas
2003-04	1.89	Dikembe Mutombo
2004-05	0.99	Kurt Thomas
2005-06	0.78	Eddy Curry
2006-07	0.65	Renaldo Balkman
2007-08	0.49	Eddy Curry
2008-09	0.91	Wilson Chandler
2009-10	1.12	Jared Jeffries
2010-11	1.92	Amar'e Stoudemire
2011-12	1.44	Tyson Chandler
2012-13	1.14	Tyson Chandler

TOP SEASONAL MARKS

Minutes		
1. Anthony Mason	1995-96	3,457
2. Walt Frazier	1970-71	3,455
3. Richie Guerin	1961-62	3,348
4. Walt Frazier	1973-74	3,338
5. Latrell Sprewell	2001-02	3,326

Field Goals Made		
1. Patrick Ewing	1989-90	922
2. Patrick Ewing	1990-91	845
3. Richie Guerin	1961-62	839
4. Bob McAdoo	1977-78	814
5. Patrick Ewing	1991-92	796

Three-Point Field Goals Made		
1. John Starks	1994-95	217
2. Danilo Gallinari	2009-10	186
3. Jamal Crawford	2004-05	185
4. Allan Houston	2002-03	178
5. Jamal Crawford	2007-08	176

Free Throws Made		
1. Richie Guerin	1961-62	625
2. Richie Guerin	1962-63	509
3. Kenny Sears	1958-59	506
4. Patrick Ewing	1989-90	502
5. Richie Guerin	1960-61	496

Offensive Rebounds		
1. Charles Oakley	1993-94	349
2. Charles Oakley	1988-89	343
3. Charles Oakley	1990-91	305
4. Charles Oakley	1992-93	288
5. Maurice Lucas	1981-82	274

Assists		
1. Mark Jackson	1987-88	868
2. M. Richardson	1979-80	832
3. Mark Jackson	1991-92	694
4. Stephon Marbury	2004-05	668
5. Walt Frazier	1968-69	635

Points		
1. Patrick Ewing	1989-90	3,247
2. Richie Guerin	1961-62	2,303
3. Patrick Ewing	1990-91	2,154
4. Bob McAdoo	1977-78	2,097
5. Bernard King	1983-84	2,027

Field Goals Attempted		
1. Richie Guerin	1961-62	1,897
2. Willie Naulls	1961-62	1,798
3. Willie Naulls	1960-61	1,723
4. Patrick Ewing	1989-90	1,673
5. Patrick Ewing	1990-91	1,645

Three-Point Field Goals Attempted		
1. John Starks	1994-95	611
2. Jamal Crawford	2004-05	512
3. Jamal Crawford	2007-08	494
4. Danilo Gallinari	2009-10	488
5. Allan Houston	2002-03	450

Free Throws Attempted		
1. Richie Guerin	1961-62	762
2. Eddy Curry	2006-07	659
3. Patrick Ewing	1989-90	648
4. Bob McAdoo	1977-78	645
5. Richie Guerin	1960-61	626

Defensive Rebounds		
1. Patrick Ewing	1992-93	789
2. Bob McAdoo	1977-78	774
3. Patrick Ewing	1990-91	711
4. Patrick Ewing	1994-95	710
5. David Lee	2008-09	695

Steals		
1. M. Richardson	1979-80	265
2. M. Richardson	1980-81	232
3. M. Richardson	1981-82	213
4. Mark Jackson	1987-88	205
5. Walt Frazier	1974-75	190

Scoring Average		
1. Bernard King	1984-85	32.9
2. Richie Guerin	1961-62	29.5
3. Carmelo Anthony	2012-13	28.7
4. Patrick Ewing	1989-90	28.6
5. Bob McAdoo	1978-79	26.9

Field Goal Percentage (min. 200 made)		
1. Tyson Chandler	2011-12	.679
2. Tyson Chandler	2012-13	.638
3. Eddy Curry	2006-07	.576
4. Bernard King	1983-84	.572
5. Patrick Ewing	1988-89	.567

Three-Point Field Goal % (min. 41 made)		
1. Hubert Davis	1995-96	.476
2. Steve Novak	2011-12	.472
3. Hubert Davis	1994-95	.455
4. Trent Tucker	1985-86	.451
5. Allan Houston	1999-00	.436

Free Throw % (min. 41 made)		
1. Allan Houston	2002-03	.919
2. Kiki Vandeweghe	1989-90	.917
3. Allan Houston	2003-04	.913
4. Kiki Vandeweghe	1988-89	.911
5. Allan Houston	2000-01	.909

Total Rebounds		
1. Willis Reed	1968-69	1,191
2. Willis Reed	1964-65	1,175
3. Walt Bellamy	1965-66	1,152
4. Willis Reed	1966-67	1,136
5. Willis Reed	1969-70	1,126

Blocks		
1. Patrick Ewing	1989-90	327
2. Patrick Ewing	1988-89	281
3. Patrick Ewing	1990-91	258
4. Patrick Ewing	1991-92	245
5. Patrick Ewing	1987-88	245

Player	Opponent	Date	Pts	Reb	Ast
Kenny Sears	Boston	Jan. 4, 1956	20	14	11
Richie Guerin	at Cincinnati	Dec. 6, 1957	21	19	11
Richie Guerin	vs. Philadelphia	Mar. 9, 1958	19	10	10
Richie Guerin	at Syracuse	Jan. 8, 1959	23	10	10
Richie Guerin	vs. Philadelphia	Jan. 10, 1960	24	16	10
Richie Guerin	vs. St. Louis	Feb. 13, 1960	21	11	19
Richie Guerin	vs. Philadelphia	Nov. 10, 1960*	24	13	13
Richie Guerin	vs. Syracuse	Dec. 20, 1960	21	15	17
Richie Guerin	Philadelphia	Dec. 21, 1960	19	15	11
Richie Guerin	vs. Philadelphia	Jan. 27, 1961	42	10	12
Richie Guerin	vs. Philadelphia	Feb. 5, 1961*	23	14	10
Richie Guerin	vs. Detroit	Nov. 10, 1961	36	13	10
Richie Guerin	at Philadelphia	Feb. 25, 1962	50	11	13
Richie Guerin	vs. Syracuse	Jan. 7, 1962	32	10	13
Richie Guerin	at Philadelphia	Oct. 21, 1961	29	10	11
Richie Guerin	vs. Cincinnati	Oct. 26, 1961	35	10	11
Richie Guerin	at Boston	Dec. 23, 1961	27	10	11
Walt Bellamy	vs. Chicago	Nov. 19, 1966	15	16	10
Walt Bellamy	at L.A. Lakers	Mar. 3, 1967	29	14	10
Walt Frazier	vs. San Francisco	Jan. 28, 1968	23	15	10
Walt Frazier	vs. Philadelphia	Feb. 10, 1968	23	15	15
Walt Frazier	Seattle	Dec. 29, 1968	26	11	13
Walt Frazier	vs. Atlanta	Feb. 4, 1969	16	10	15
Walt Frazier	vs. Baltimore	Feb. 8, 1969	16	10	11
Walt Frazier	vs. Phoenix	Feb. 12, 1969	20	10	12
Walt Frazier	vs. San Francisco	Feb. 15, 1969	24	14	13
Walt Frazier	vs. San Diego	Feb. 22, 1969	30	11	12
Dave DeBusschere	vs. Atlanta	Feb. 25, 1969	22	10	10
Walt Frazier	Philadelphia	Mar. 11, 1969	16	14	15
Walt Frazier	at Phoenix	Mar. 21, 1969	24	11	14
Walt Frazier	at Chicago	Dec. 19, 1969	20	12	11
Walt Frazier	at San Francisco	Jan. 7, 1970	21	10	10
Walt Frazier	vs. L.A. Lakers	Oct. 20, 1970	23	13	11
Walt Frazier	at San Diego	Nov. 4, 1970	25	12	10
Walt Frazier	at Portland	Nov. 8, 1970	28	10	12
Walt Frazier	at Phoenix	Dec. 20, 1970	26	13	11
Walt Frazier	at Cleveland	Dec. 12, 1971	30	11	10
Jerry Lucas	at Cleveland	Feb. 20, 1972	23	12	10
Jerry Lucas	vs. Seattle	Oct. 10, 1972	10	14	11
Jerry Lucas	vs. L.A. Lakers	Oct. 14, 1972	26	14	10
Jerry Lucas	vs. Houston	Oct. 17, 1972	22	11	11
Jerry Lucas	at Buffalo	Jan. 5, 1973	12	18	12
Walt Frazier	vs. Boston	Jan. 27, 1973	25	13	10
Walt Frazier	at Buffalo	Dec. 21, 1973	26	11	11
Walt Frazier	at Capital	Mar. 1, 1974	16	10	11
Walt Frazier	at L.A. Lakers	Nov. 8, 1974	26	11	10
Walt Frazier	at L.A. Lakers	Mar. 18, 1975	27	13	11
Walt Frazier	vs. Kansas City	Nov. 23, 1976	21	10	11
Ray Williams	at Detroit	Mar. 15, 1979	22	10	10
Ray Williams	at New Jersey	Oct. 19, 1979	31	11	11
Michael Ray Richardson	at Washington	Dec. 5, 1979	16	10	10
Michael Ray Richardson	vs. Milwaukee	Dec. 29, 1979	18	12	15
Michael Ray Richardson	at Milwaukee	Jan. 11, 1980	18	11	14
Michael Ray Richardson	at Phoenix	Jan. 23, 1980	22	10	18
Michael Ray Richardson	at Detroit	Jan. 27, 1980	16	12	10
Michael Ray Richardson	vs. Cleveland	Feb. 23, 1980	16	13	14
Michael Ray Richardson	vs. Indiana	Mar. 13, 1980	15	16	16
Michael Ray Richardson	vs. Philadelphia	Oct. 14, 1980	20	10	13
Michael Ray Richardson	at Dallas	Jan. 16, 1981	18	16	11
Michael Ray Richardson	vs. Cleveland	Mar. 21, 1981	27	15	19
Michael Ray Richardson	vs. Boston	Mar. 24, 1981	26	12	11
Michael Ray Richardson	vs. New Jersey	Nov. 10, 1981	20	15	12
Michael Ray Richardson	at Indiana	Dec. 26, 1981	17	12	12
Michael Ray Richardson	vs. Detroit	Jan. 2, 1982	23	12	11
Michael Ray Richardson	at Utah	Jan. 12, 1982	26	11	11
Michael Ray Richardson	vs. Atlanta	Jan. 21, 1982	14	11	12
Michael Ray Richardson	at Portland	Feb. 7, 1982	14	14	15
Michael Ray Richardson	vs. Milwaukee	Feb. 23, 1982	15	12	12
Ray Williams	at Detroit	Jan. 6, 1984	12	10	10
Bernard King	vs. Philadelphia**	Mar. 9, 1985	42	10	13
Mark Jackson	vs. Atlanta	Jan. 18, 1988	11	10	13
Mark Jackson	vs. Washington	Apr. 15, 1988	25	10	10
Mark Jackson	vs. San Antonio	Jan. 16, 1989	24	10	12
Mark Jackson	vs. Portland	Mar. 28, 1989	27	10	12
Mark Jackson	vs. Indiana	Apr. 12, 1991	26	10	11
Mark Jackson	at Detroit	Nov. 22, 1991	12	10	13
Patrick Ewing	vs. Charlotte	Apr. 19, 1996	28	15	11
Chris Childs	at Charlotte*	Jan. 24, 1997	13	10	12
Mark Jackson	at Chicago	Feb. 20, 2002	15	10	13
Latrell Sprewell	vs. Orlando**	Feb. 28, 2003	28	11	11
David Lee	at Golden State	Apr. 2, 2010	37	20	11
Raymond Felton	at Phoenix	Jan. 7, 2011	23	10	11
Carmelo Anthony	vs. Boston	Apr. 17, 2012	35	12	10

Triple-Double Totals	
Walt Frazier	23
Michael Ray Richardson	18
Richie Guerin	16
Mark Jackson	7
Jerry Lucas	

SINGLE-GAME BESTS KNICKS

SINGLE-GAME BESTS OPPONENT

	Points	FG	3P	FT	Pts
1. Bernard King, vs. New Jersey, Dec. 25, 1984	19	0	22	60	
2. Richie Guerin, vs. Syracuse, Dec. 11, 1959	18	0	21	57	
3. Bernard King, vs. New Jersey, Feb. 16, 1985	19	0	17	55	
4. Allan Houston, at L.A. Lakers, Feb. 16, 2003	18	4	13	53	
Willis Reed, at Los Angeles, Nov. 1, 1967	21	0	11	53	
6. Jamal Crawford, vs. Miami, Jan. 26, 2007	20	8	4	52	
7. Bernard King, vs. Indiana, Nov. 24, 1984	19	0	14	52	
8. Patrick Ewing, vs. Boston, Mar. 24, 1990	20	0	11	51	
Richie Guerin, vs. Boston, Feb. 14, 1962	23	0	5	51	
10. Carmelo Anthony, at Miami, Apr. 2, 2013	18	7	7	50	
Allan Houston, vs. Milwaukee, Mar. 16, 2003	13	6	18	50	
Patrick Ewing, vs. Charlotte, Dec. 1, 1990	22	0	6	50	
Bernard King, at Dallas, Feb. 1, 1984	20	0	10	50	
Bernard King, at San Antonio, Jan. 31, 1984	20	0	10	50	
Richie Guerin, at Philadelphia, Feb. 25, 1962	17	0	16	50	

	Rebounds
1. Willis Reed, vs. Cincinnati, Feb. 2, 1971	33
Harry Gallatin, at Fort Wayne, Mar. 15, 1953	33
3. Harry Gallatin, vs. Philadelphia, Nov. 30, 1954*	31
4. Willis Reed, vs. Baltimore, Nov. 12, 1970	30
Ray Felix, Fort Wayne at Miami, Feb. 17, 1955	30
Harry Gallatin, vs. Fort Wayne, Jan. 16, 1954*	30
Harry Gallatin, vs. Baltimore, Feb. 6, 1954	30

	Assists
1. Chris Duhon, vs. Golden State, Nov. 29, 2008	22
2. Richie Guerin, vs. St. Louis, Dec. 12, 1958	21
3. Stephon Marbury, at Indiana, Apr. 10, 2005*	19
Mark Jackson, vs. Houston, Feb. 6, 1992	19
Michael Ray Richardson, vs. Cleveland, Mar. 21, 1981	19
Richie Guerin, vs. St. Louis, Feb. 13, 1960	19

	Steals
1. Michael Ray Richardson, at Chicago, Dec. 23, 1980	9
2. Chris McNealy, vs. Washington, March 4, 1986	8
Michael Ray Richardson, vs. San Antonio, Jan. 6, 1981	8
Sergio Rodriguez, vs. Milwaukee, Feb. 22, 2010	8
4. Done 28 times (last time: Raymond Felton, at L.A. Clippers, Nov. 20, 2010)	7

	Blocked Shots
1. Dikembe Mutombo, vs. New Jersey, Jan. 4, 2004	10
Joe C. Meriweather, at Atlanta, Dec. 12, 1979	10
3. Patrick Ewing, at Utah, Jan. 23, 1991	9
Patrick Ewing, vs. Philadelphia, April 6, 1990	9
Patrick Ewing, vs. Miami, Feb. 5, 1990	9

*Represents number of overtime periods

THE 40 POINT CLUB

There have been 140 40-plus point games in New York Knicks regular season history. Bernard King holds the franchise record for most 40-plus point games in a single season with 13 in 1984-85.

Player	Total	High Game	Player	Total	High Game
Patrick Ewing	30	51 vs. Boston, Mar. 24, 1990	Dick Barnett	2	41 vs. San Francisco, Nov. 23, 1965
Bernard King	23	60 vs. New Jersey, Dec. 25, 1984	Walt Bellamy	2	44 vs. Los Angeles, Jan. 8, 1966
Richie Guerin	13	57 vs. Syracuse, Dec. 11, 1959	Carl Braun	2	47 at Providence, Dec. 6, 1947
Carmelo Anthony	10	50 at Miami, Apr. 2, 2013	Al Harrington	2	42 vs. Philadelphia, Oct. 31, 2009
Bob McAdoo	9	45 at Los Angeles, Jan. 23, 1979	Cazzie Russell	2	42 at Detroit, Jan. 21, 1968
Stephon Marbury	5	45 at L.A. Lakers, Mar. 29, 2005	Gerald Wilkins	2	43 at New Jersey, Feb. 21, 1987
Walt Frazier	5	44 at Los Angeles, Nov. 2, 1973	Eddy Curry	1	43 at Milwaukee, Apr. 7, 2007
Jamal Crawford	4	52 vs. Miami, Jan. 26, 2007	Dave DeBusschere	1	41 at Buffalo, Dec. 7, 1973
Allan Houston	4	53 at L.A. Lakers, Feb. 16, 2003	Spencer Haywood	1	46 at New Orleans, Oct. 26, 1978
Willie Naulls	4	49 vs. Detroit, Feb. 7, 1961	Toby Knight	1	43 at Chicago, Dec. 15, 1978
Willis Reed	4	53 at Los Angeles, Nov. 1, 1967	Bill McGill	1	41 vs. Los Angeles, Nov. 26, 1963
Nate Robinson	3	45 vs. Portland*, Mar. 8, 2008	Kenny Sears	1	41 at Detroit, Nov. 7, 1958
Latrell Sprewell	3	49 vs. Boston, Dec. 12, 2001	Lonnie Shelton	1	41 at Milwaukee, Dec. 16, 1977
Amar'e Stoudemire	3	41 Done three times	Ray Williams	1	42 vs. Washington, Dec. 9, 1980

	Points	FG	3P	FT	Pts
1. Wilt Chamberlain, vs. Philadelphia, at Hershey, PA, Mar. 2, 1962	36	0	28	100	
2. Wilt Chamberlain, vs. San Francisco, Nov. 16, 1962	29	0	15	73	
3. Elgin Baylor, vs. Los Angeles, Nov. 15, 1960	28	0	15	71	
4. Pete Maravich, at New Orleans, Feb. 25, 1977	26	0	16	68	
5. Wilt Chamberlain, at Philadelphia, Feb. 25, 1962	25	0	17	67	
Wilt Chamberlain, at Philadelphia, Mar. 9, 1961	27	0	13	67	
7. Jerry West, at Los Angeles, Jan. 17, 1962	22	0	19	63	
8. Wilt Chamberlain, vs. San Francisco, Jan. 29, 1963	27	0	8	62	
9. Kobe Bryant, vs. L.A. Lakers, Feb. 2, 2009	19	3	20	61	
10. Wilt Chamberlain, at San Francisco, Oct. 30, 1962	24	0	11	59	
Wilt Chamberlain, vs. Philadelphia, at Syracuse, NY, Feb. 8, 1962	23	0	13	59	
Wilt Chamberlain, vs. Philadelphia, Dec. 25, 1961**	23	0	13	59	

	Rebounds
1. Wilt Chamberlain, at Philadelphia, Nov. 10, 1959	43
2. Bill Russell, at Boston, Dec. 19, 1959	39
Bill Russell, vs. Boston, at Providence, RI, Dec. 21, 1961	39
4. Bill Russell, at Boston, Dec. 4, 1959	38
Bill Russell, vs. Boston, Jan. 30, 1965	38

	Assists
1. John Stockton, vs. Utah, Dec. 19, 1989	27
2. Rajon Rondo, at Boston, Oct. 29, 2010	24
Guy Rodgers, at Chicago, Dec. 21, 1966	24
4. Steve Nash, vs. Phoenix, Jan. 2, 2006	22
Ennis Whatley, at Chicago, Jan. 14, 1984	22
Oscar Robertson, at Cincinnati, Mar. 5, 1966*	22

	Steals
1. Michael Jordan, at Chicago, Dec. 7, 1990	8
Michael Jordan, at Chicago, Apr. 8, 1988	8
Michael Jordan, at Chicago, Mar. 6, 1987	8
Alvin Robertson, vs. San Antonio, Dec. 22, 1986	8
Lionel Hollins, at Portland, Jan. 10, 1978	8
Foots Walker, vs. Cleveland, Oct. 25, 1977*	8
Ron Lee, at Phoenix, Jan. 19, 1977	8
Larry Steele, at Portland, Nov. 9, 1975	8
Phil Chenier, at Capital, Nov. 25, 1973	8

	Blocked Shots
1. Larry Nance, at Cleveland, Jan. 7, 1989	11
2. Emeka Okafor, vs. Charlotte, Jan. 12, 2007	10
3. Done seven times (last: Alonzo Mourning, at Miami, Nov. 28, 2005)	9

*Represents number of overtime periods

TOP INDIVIDUAL PERFORMANCES OFF THE BENCH

Knicks					
Pts	Min	Player	Opponent	Date	
42	36	Al Harrington	vs. Philadelphia*	Oct. 31, 2009	
41	38	Nate Robinson	vs. Atlanta*	Jan. 1, 2010	
41	38	Al Harrington	vs. Denver	Nov. 27, 2009	
41	36	Nate Robinson	vs. Indiana	Feb. 23, 2009	
41	42	Bob McAdoo	vs. Atlanta	Dec. 17, 1978	

Reb	Min	Player	Opponent	Date
25	48	Walt Bellamy	vs. Chicago**	Nov. 21, 1967
25	38	Willis Reed	vs. L.A. Lakers	Nov. 29, 1966
19		Done five times		

Ast	Min	Player	Opponent	Date
15	26	Rory Sparrow	vs. Boston	Mar. 5, 1985
15	25	Darrell Walker	at San Antonio	Jan. 31, 1984
15	30	Ray Williams	vs. Detroit	Jan. 16, 1979
14	31	Glenn Rivers	vs. Utah	Mar. 4, 1993
14	27	Rory Sparrow	at Houston	Jan. 23, 1987

Opponents					
Pts	Min	Player	Opponent	Date	
42	41	Jerry West	vs. L.A. Lakers	Oct. 18, 1969	
39	43	Wayman Tisdale	at Indiana*	Nov. 11, 1988	
38	40	Glenn Robinson	at Milwaukee**	Jan. 26, 2002	
38	31	Dennis Scott	vs. Orlando	Apr. 23, 1995	
38	21	Quintin Dailey	vs. Chicago	Jan. 28, 1986	

Reb	Min	Player	Opponent	Date
24	38	Paul Silas	at Boston	Mar. 28, 1976
23	39	Jamie Feick	at New Jersey	Dec. 4, 1999
22	31	Toby Kimball	vs. San Diego	Jan. 24, 1970
21		Done three times		

Ast	Min	Player	Opponent	Date
16	28	Kevin Porter	at Washington	Mar. 16, 1980
16	42	Lenny Wilkens	at Seattle	Dec. 11, 1969
14	30	John Stockton	at Utah	Dec. 5, 1986
13	41	Nate Archibald	at Boston*	Oct. 23, 1980
12		Done three times		

ALL-TIME INDIVIDUAL HIGHS

KNICKS

Points, Game	60.....Bernard Kingvs. New Jersey..... Dec. 25, 1984
Points, First Half	40.....Bernard Kingvs. New Jersey..... Dec. 25, 1984
Points, Second Half	38.....Patrick Ewingvs. Boston..... Mar. 7, 1995
Points, Quarter	24.....Allan Houstonvs. Milwaukee (4th).....Jan. 12, 2002
	Willis Reedat L.A. Lakers (2nd) Nov. 1, 1967
Minutes	62.....Jim Baechtold.....at Philadelphia*** Feb. 25, 1955
	58.....Walt Frazierat Philadelphia**Jan. 22, 1969
Minutes, No Field Goals Attempted	31.....Clarence Weatherspoon...at Denver Apr. 2, 2003
Minutes, No Fouls	54.....Eddy Curryvs. Detroit*** Dec. 27, 2006
Field Goals Made	23.....Richie Guerin.....vs. Boston..... Feb. 14, 1962
	Willie Naulls.....vs. Detroit..... Feb. 7, 1961
Field Goals Attempted	37.....Patrick Ewingat San Antonio* Mar. 26, 1991
	36.....Done six times
	Last: Latrell Sprewellat Milwaukee**Jan. 26, 2002
Field Goals Made, No Misses	11.....Johnny Newman.....at BostonJan. 6, 1988
	Bernard Kingvs. ChicagoJan. 19, 1984
Field Goals Missed, None Made	15.....Charlie Tyraat Philadelphia Nov. 7, 1957
3-Point Field Goals Made	9.....Carmelo Anthonyvs. AtlantaJan. 27, 2013
	Toney Douglas.....vs. Memphis..... Mar. 17, 2011
	Latrell Sprewellvs. L.A. Clippers..... Feb. 4, 2003
	Latrell Sprewellat Milwaukee**Jan. 26, 2002
	John Starks.....vs. Milwaukee*Jan. 29, 1998
3-Point Field Goals Made, Half	7.....J.R. Smith.....vs. Boston (1st)..... Apr. 17, 2012
	J.R. Smith.....vs. Portland (2nd)..... Mar. 14, 2012
	Shavne Williams.....at Utah (2nd).....Jan. 12, 2011
	John Starks.....vs. Miami (1st) Nov. 22, 1993
3-Point Field Goals Made, Quarter	6.....Quentin Richardson.....vs. Washington (1st) Nov. 22, 2008
	John Starks.....vs. Milwaukee (2nd)Jan. 29, 1998
3-Point Field Goals Attempted	16.....Danilo Gallinari.....vs. Philadelphia*Oct. 31, 2009
	Jamal Crawfordvs. Toronto Feb. 22, 2008
	John Starks.....at Toronto..... Apr. 6, 1996
3-Point Field Goals Made, No Misses	9.....Latrell Sprewellvs. L.A. Clippers..... Feb. 4, 2003
3-Point Field Goals Missed, None Made	9.....Charlie Wardat Boston Nov. 24, 2003
	John Starks.....vs. Sacramento..... Feb. 23, 1995
3-Point Field Goals Attempted, No 2-Ptrs	12.....Steve Novakat Cleveland Apr. 20, 2012
Free Throws Made, Game	22.....Bernard Kingvs. New Jersey..... Dec. 25, 1984
	Richie Guerin.....at Boston Feb. 11, 1961
Free Throws Made, Quarter	13.....Kenny Sears.....at Boston Nov. 3, 1956
Free Throws Made, Half	16.....Kenny Sears.....at Boston Nov. 3, 1956
Free Throws Attempted	26.....Bernard Kingvs. New Jersey..... Dec. 25, 1984
	Richie Guerin.....vs. Syracuse Dec. 11, 1959
	Carl Braunvs. Washington Feb. 22, 1950
Free Throws Made, No Misses	19.....Bill Cartwrightvs. Kansas City Nov. 17, 1981
Free Throws Missed, None Made	6.....Landry Fieldsat Orlando Apr. 5, 2012
Offensive Rebounds	14.....Charles Oakleyvs. Boston*Jan. 3, 1989
	12.....Pat Cummings.....at Utah Dec. 5, 1986
	22.....Patrick Ewingvs. Miami Dec. 19, 1992
Defensive Rebounds	33.....Willis Reed.....vs. Cincinnati Feb. 2, 1971
Total Rebounds	Harry Gallatinat Fort Wayne Mar. 15, 1953
Assists	22.....Chris Duhonvs. Golden State..... Nov. 29, 2008
Assists, No Turnovers	14.....Raymond Feltonat Portland Jan. 11, 2011
	Mark Jacksonat Milwaukee Dec. 4, 2001
	Doc Riversvs. Utah Mar. 4, 1993
	Mark Jacksonvs. Chicago Apr. 19, 1988
	Jim Clemonsvs. Golden State.....Jan. 29, 1979
	9.....Michael Ray Richardson .at Chicago..... Dec. 23, 1980
Steals	11.....Amar'e Stoudemire.....at Washington Dec. 10, 2010
Turnovers	Michael Ray Richardson .at Milwaukee Nov. 13, 1981
Blocked Shots	10.....Dikembe Mutombovs. New Jersey.....Jan. 4, 2004
	Joe C. Meriweatherat Atlanta Dec. 12, 1979
Quickest Disqualifications (minutes)	6.....Len Elmoreat Kansas City Feb. 14, 1984
	Nat Clifton Minneapolis at Moorhead, MNMar. 12, 1956

*Represents number of overtime periods

ALL-TIME INDIVIDUAL HIGHS

OPPONENTS

Points, Game	100.....Wilt Chamberlainvs. Philadelphia at Hershey..... Mar. 2, 1962
Points, Half	59.....Wilt Chamberlainvs. Philadelphia at Hers. (2nd) .. Mar. 2, 1962
Points, Quarter	31.....Wilt Chamberlainvs. Philadelphia at Hers. 4th Mar. 2, 1962
Minutes	63.....Don Henrikson.....vs. Baltimore at Boston*** ... Mar. 11, 1953
Field Goals Made, Game	36.....Wilt Chamberlainvs. Philadelphia at Hers..... Mar. 2, 1962
Field Goals Made, Half	22.....Wilt Chamberlainvs. Philadelphia at Hers. 2nd .. Mar. 2, 1962
Field Goals Made, Quarter	12.....Wilt Chamberlainvs. Philadelphia at Hers. 4th Mar. 2, 1962
	Cliff Haganvs. St. Louis 4th..... Feb. 4, 1958
Field Goals Attempted, Game	63.....Wilt Chamberlainvs. Philadelphia at Hers..... Mar. 2, 1962
Field Goals Attempted, Half	37.....Wilt Chamberlainvs. Philadelphia at Hers. 2nd .. Mar. 2, 1962
Field Goals Attempted, Quarter	21.....Wilt Chamberlainvs. Philadelphia at Hers. 4th Mar. 2, 1962
Field Goals Made, No Misses	12.....Walt Bellamyat BaltimoreJan. 23, 1964
Field Goals Missed, No Makes	15.....Howie Dallmarat Philadelphia Nov. 27, 1947
3-Point Field Goals Made, All-Time	114.....Ray Allen (1997-2013)
3-Point Field Goals Made	11.....Stephen Curryvs. Golden State..... Feb. 27, 2013
3-Point Field Goals Attempted, All-Time	314.....Reggie Miller (1987-2005)
3-Point Field Goals Attempted	17.....Antoine Walkervs. Boston* Dec. 11, 2001
	14.....Done 5 times
	7.....Sasha Danilovicvs. Miami..... Dec. 3, 1996
3-Point Field Goals Made, No Misses	9.....Ray Allen.....vs. Boston..... Jan. 4, 2009
3-Point Field Goals Missed, No Makes	Dana Barrosat BostonJan. 12, 1996
Free Throws Made, Game	28.....Wilt Chamberlainvs. Philadelphia at Hers..... Mar. 2, 1962
Free Throws Made, Half	18.....Michael Jordanat Chicago (2nd)Jan. 21, 1990
Free Throws Made, Quarter	14.....Rick Barryvs. San Francisco (3rd) Dec. 6, 1966
Free Throws Attempted, Game	32.....Wilt Chamberlainvs. Philadelphia at Hers..... Mar. 2, 1962
Free Throws Attempted, Half	18.....Michael Jordanat Chicago (2nd)Jan. 21, 1990
	Wilt Chamberlainvs. Philadelphia at Hers. (2nd) .. Mar. 2, 1962
	Rick Barryvs. San Francisco (2nd) Dec. 6, 1966
Free Throws Attempted, Quarter	15.....Rick Barryvs. San Francisco (3rd) Dec. 6, 1966
Free Throws Made, No Misses	20.....Kobe Bryantvs. L.A. Lakers Feb. 2, 2009
Free Throws Missed, No Makes	7.....Josh Smith.....at Atlanta Apr. 3, 2013
	Tim Duncan.....vs. San AntonioJan. 15, 2001
	Frank Selvyat L.A. Lakers.....Jan. 19, 1962
Offensive Rebounds, All-Time	322.....Moses Malone (1976-94)
Offensive Rebounds, Game	16.....Charles Barkleyat Philadelphia Mar. 4, 1987
Defensive Rebounds, All-Time	656.....Robert Parish (1976-97)
Defensive Rebounds, Game	25.....Robert Parishat Golden State Mar. 30, 1979
Total Rebounds	43.....Wilt Chamberlainat Philadelphia Nov. 10, 1959
Assists	27.....John Stockton.....vs. Utah Dec. 19, 1989
Steals, All-Time	154.....Maurice Cheeks (1978-93)
Steals, Game	8.....Done nine times
	Last: Michael Jordanat Chicago..... Dec. 7, 1990
Turnovers, All-Time	250.....Isiah Thomas (1981-94)
Turnovers, Game	14.....Jason Kiddat Phoenix Nov. 17, 2000
Blocked Shots, All-Time	159.....Tree Rollins (1977-95)
Blocked Shots, Game	11.....Larry Nanceat ClevelandJan. 7, 1989
Quickest Disqualification	6.....Bill Bridges.....vs. St. Louis..... Oct. 29, 1963

*Represents number of overtime periods

ALL-TIME INDIVIDUAL HIGHS AT PRESENT MSG

ROOKIE RECORDS

First game played on Feb. 14, 1968

New York Knicks			
Points	60	Bernard King	vs. New Jersey Dec. 25, 1984
Minutes	55	Stephon Marbury	vs. Phoenix*** Jan. 2, 2006
Field Goals Made	22	Patrick Ewing	vs. Charlotte Dec. 1, 1990
Field Goals Attempted	35	Patrick Ewing	vs. Orlando* Mar. 8, 1993
		Patrick Ewing	vs. Phoenix* Jan. 5, 1992
3-Point Field Goals Made	34	Stephon Marbury	vs. Cleveland Feb. 22, 2004
	9	Carmelo Anthony	vs. Atlanta Jan. 27, 2013
		Toney Douglas	vs. Memphis Mar. 17, 2011
		Latrell Sprewell	vs. L.A. Clippers Feb. 4, 2003
		John Starks	vs. Milwaukee* Jan. 29, 1998
3-Point Field Goals Attempted	16	Danilo Gallinari	vs. Philadelphia* Oct. 31, 2009
		Jamal Crawford	vs. Toronto Feb. 22, 2008
Free Throws Made	22	Bernard King	vs. New Jersey Dec. 25, 1984
Free Throws Attempted	26	Bernard King	vs. New Jersey Dec. 25, 1984
Free Throws Made, No Misses	19	Bill Cartwright	vs. Kansas City Nov. 17, 1981
Offensive Rebounds	14	Charles Oakley	vs. Boston* Jan. 3, 1989
	11	Done five times	
Defensive Rebounds	22	Patrick Ewing	vs. Miami Dec. 19, 1992
Rebounds	33	Willis Reed	vs. Cincinnati Feb. 2, 1971
Assists	22	Chris Duhon	vs. Golden State Nov. 29, 2008
Steals	8	Sergio Rodriguez	vs. Milwaukee Feb. 22, 2010
		Chris McNealy	vs. Washington Mar. 4, 1986
		Michael Ray Richardson	vs. San Antonio Jan. 6, 1981
Turnovers	10	Michael Ray Richardson	vs. Indiana* Dec. 11, 1979
		Ray Williams	vs. Milwaukee Dec. 3, 1977
Blocked Shots	10	Dikembe Mutombo	vs. New Jersey Jan. 4, 2004

Opponents			
Points	61	Kobe Bryant	vs. L.A. Lakers Feb. 2, 2009
Minutes	60	Shawn Marion	vs. Phoenix*** Jan. 2, 2006
Field Goals Made	21	Michael Jordan	vs. Chicago Mar. 28, 1995
Field Goals Attempted	40	Elvin Hayes	vs. San Diego* Jan. 19, 1971
	38	Bernard King	vs. Washington** Feb. 26, 1991
	37	Richard Hamilton	vs. Detroit*** Dec. 27, 2007
		Michael Jordan	vs. Chicago Mar. 28, 1995
3-Point Field Goals Made	11	Stephen Curry	vs. Golden State Feb. 27, 2013
3-Point Field Goals Attempted	17	Antoine Walker	vs. Boston* Dec. 11, 2001
	14	Deron Williams	vs. New Jersey Feb. 20, 2012
		Quentin Richardson	vs. Phoenix Jan. 25, 2005
		Nick Anderson	vs. Orlando Feb. 1, 1996
Free Throws Made	23	Kobe Bryant	vs. L.A. Lakers Jan. 31, 2006
Free Throws Attempted	26	Kobe Bryant	vs. L.A. Lakers Jan. 31, 2006
Free Throws Made, No Misses	20	Kobe Bryant	vs. L.A. Lakers Feb. 2, 2009
Offensive Rebounds	15	Hakeem Olajuwon	vs. Houston Feb. 14, 1985
Defensive Rebounds	20	Swen Nater	vs. Buffalo Feb. 18, 1978
		Dave Covens	vs. Boston Mar. 2, 1974
Rebounds	35	Elvin Hayes	vs. San Diego* Jan. 19, 1971
	32	Gus Johnson	vs. Baltimore Dec. 27, 1970
Assists	27	John Stockton	vs. Utah Dec. 19, 1989
Steals	8	Alvin Robertson	vs. San Antonio Dec. 22, 1986
		Foots Walker	vs. Cleveland* Oct. 25, 1977
Turnovers	10	Isiah Thomas	vs. Detroit Dec. 28, 1983
		Larry Bird	vs. Boston Nov. 17, 1979
Blocked Shots	10	Emeka Okafor	vs. Charlotte Jan. 12, 2007

*Represents number of overtime periods

Minutes, Season	3,249	Mark Jackson 1987-88
Field Goals Made, Season	665	Bill Cartwright 1979-80
Field Goals Attempted, Season	1,457	Willis Reed 1964-65
Field Goal Percentage, Season	.547	Bill Cartwright 1979-80
3-Point Field Goals Made, Season	86	Landry Fields 2010-11
3-Point Field Goals Made, Game	6	Toney Douglas	vs. Houston, Mar. 21, 2010
		Nate Robinson	at Cleveland, Apr. 13, 2006
3-Point Field Goals Attempted, Season	219	Landry Fields 2010-11
3-Point Field Goals Attempted, Game	10	Iman Shumpert	vs. Orlando, Mar. 28, 2012
		Toney Douglas	at Indiana, Apr. 7, 2010
		Toney Douglas	vs. Houston, Mar. 21, 2010
Free Throws Made, Season	451	Bill Cartwright 1979-80
Free Throws Attempted, Season	566	Bill Cartwright 1979-80
Free Throw Percentage	.880	Pablo Prigioni 2012-13
Offensive Rebounds, Season	220	Lonnie Shelton 1976-77
Offensive Rebounds, Game	9	Lonnie Shelton	vs. Seattle, Dec. 4, 1976
Defensive Rebounds, Season	532	Bill Cartwright 1979-80
Defensive Rebounds, Game	16	Patrick Ewing	vs. New Jersey, Dec. 12, 1985
Total Rebounds, Season	1,175	Willis Reed 1964-65
Total rebounds, Game	25	Johnny Green	vs. Philadelphia, Feb. 21, 1960
Assists, Season	868	Mark Jackson 1987-88
Assists, Game	18	Mark Jackson	vs. Chicago Apr. 8, 1988
		Mark Jackson	at Chicago*, Jan. 30, 1988
Personal Fouls, Season	363	Lonnie Shelton 1976-77
Steals, Season	205	Mark Jackson 1987-88
Steals, Game	8	Chris McNealy	vs. Washington, Mar. 4, 1986
Turnovers, Season	258	Mark Jackson 1987-88
Turnovers, Game	10	Ray Williams	vs. Milwaukee, Dec. 3, 1977
Blocked Shots, Season	103	Patrick Ewing 1985-86
Blocked Shots, Game	7	Lonnie Shelton	at Portland, Nov. 7, 1976
Points, Season	1,781	Bill Cartwright 1979-80
Points, Game	47	Carl Braun	at Providence, Dec. 6, 1947
Average Points, Season	21.7	Bill Cartwright 1979-80

YOUNGEST/OLDEST PLAYERS

In 2004 and 2005, Trevor Ariza and Jackie Butler surpassed Carl Braun as the youngest man to have ever worn the orange and blue. Braun signed a baseball contract after his sophomore year at Colgate and forfeited his amateur status across the board in all sports. The Knicks signed him in the summer of '47, two years before his class graduated and he made his pro basketball debut on Nov. 13, 1947 against Washington.

The oldest player to appear in a game for the Knicks was current assistant coach Herb Williams, who was 41 years, four months and nine days when he made his final appearance in Game 5 of the 1999 NBA Finals against San Antonio on Jun. 25, 1999 to register one minute played. His last regular season appearance was on May 2, 1999 at Indiana at 41 years, two months and 16 days old.

Youngest Players

Player	Birth Date	First Game	Age
Trevor Ariza	Jun. 30, 1985	Nov. 3, 2004	19 years 4 months 4 days
Jackie Butler	Mar. 10, 1985	Mar. 21, 2005	20 years 11 days
Carl Braun	Sep. 25, 1927	Nov. 13, 1947	20 years 1 month 19 days
Danilo Gallinari	Aug. 8, 1988	Oct. 29, 2008	20 years 2 months 21 days
Wilson Chandler	May 10, 1987	Nov. 13, 2007	20 years 6 months 3 days

Oldest Players

Player	Birth Date	Last Game	Age
Herb Williams	Feb. 16, 1958	May 2, 1999	41 years 2 months 16 days
Kurt Thomas	Oct. 4, 1972	Mar. 19, 2013	40 years, 5 months, 14 days
Jason Kidd	Mar. 23, 1973	Apr. 15, 2013	40 years, 23 days
Marcus Camby	Mar. 22, 1974	Mar. 29, 2013	39 years, 7 days
Rasheed Wallace	Sep. 17, 1974	Apr. 15, 2013	38 years, 6 months, 29 days

FOUR-POINT PLAYS

HIGHEST/LOWEST SCORING GAMES

Knicks			
Name	Opponent	Date	Fouled By
1. John Starks	at Golden State	Jan. 24, 1992	Tim Hardaway
2. John Starks	at Boston	Apr. 8, 1992	Reggie Lewis
3. John Starks	at Milwaukee	Apr. 18, 1992	Larry Krystkowiak
4. Hubert Davis	at Boston	Nov. 5, 1993	Rick Fox
5. John Starks	at Utah	Nov. 14, 1994	Felton Spencer
6. John Starks	vs. Indiana	Jan. 10, 1995	Mark Jackson
7. Hubert Davis	vs. Philadelphia	Feb. 26, 1995	Willie Burton
8. John Starks	at Milwaukee	Nov. 4, 1995	Todd Day
9. Hubert Davis	at Toronto	Apr. 6, 1996	Doug Christie
10. John Starks	at Minnesota	Mar. 13, 1996	Isiah Rider
11. John Starks	at Miami	Dec. 6, 1996	Isaac Austin
12. John Starks	vs. Charlotte	Feb. 2, 1997	Glenn Rice
13. John Starks	at Houston	Nov. 18, 1997	Rodrick Rhodes
14. Allan Houston	at Boston	Feb. 26, 1999	Paul Pierce
15. Allan Houston	at Milwaukee	Dec. 4, 2001	Glenn Robinson
16. Latrell Sprewell	at Sacramento	Apr. 7, 2002	Doug Christie
17. Tim Thomas	at San Antonio	Nov. 16, 2004	Brent Barry
18. Jamal Crawford	at Utah	Dec. 19, 2004	Raja Bell
19. Jamal Crawford	at Detroit	Feb. 22, 2005	Horace Jenkins
20. Jamal Crawford	vs. New Jersey	Apr. 1, 2005	Vince Carter
21. Stephon Marbury	vs. Atlanta*	Apr. 17, 2005	Tyronn Lue
22. Nate Robinson	vs. Seattle	Jan. 8, 2006	Ray Allen
23. Jamal Crawford	at Houston	Feb. 12, 2006	David Wesley
24. Steve Francis	vs. Boston	Nov. 18, 2006	Tony Allen
25. Jamal Crawford	vs. Houston	Nov. 20, 2006	Luther Head
26. Jamal Crawford	vs. Miami	Jan. 26, 2007	Dwyane Wade
27. Jamal Crawford	at Philadelphia	Feb. 21, 2007	Andre Miller
28. Stephon Marbury	vs. Utah	Nov. 26, 2007	Deron Williams
29. Jamal Crawford	vs. Atlanta	Apr. 11, 2008	Al Horford
30. Jamal Crawford	vs. Utah	Nov. 9, 2008	Ronnie Brewer
31. Jamal Crawford	at Memphis	Nov. 12, 2008	O.J. Mayo
32. Tim Thomas	at Cleveland	Nov. 25, 2008	J.J. Hickson
33. Wilson Chandler	at New Jersey	Dec. 10, 2008	Sean Williams
34. Tim Thomas	at Phoenix	Dec. 15, 2008	Shaquille O'Neal
35. Nate Robinson	vs. Boston	Feb. 6, 2009	Ray Allen
36. Chris Duhon	at Golden State	Feb. 10, 2009	Kelenna Azubuike
37. Nate Robinson	vs. Indiana	Feb. 23, 2009	Stephen Graham
38. Al Harrington	vs. Indiana	Nov. 4, 2009	T.J. Ford
39. Larry Hughes	at New Orleans	Dec. 11, 2010	Darren Collison
40. Raymond Felton	vs. Golden State	Nov. 10, 2010	Stephen Curry
41. Shawn Williams	at Utah	Jan. 12, 2011	Deron Williams
42. Chauncey Billups	vs. Boston	Mar. 21, 2011	Rajon Rondo
43. Toney Douglas	vs. Toronto	Jan. 2, 2012	Jose Calderon
44. Steve Novak	vs. Sacramento	Feb. 15, 2012	Travis Outlaw
45. Steve Novak	vs. Boston	Apr. 17, 2012	Avery Bradley
46. Steve Novak	at Cleveland	Mar. 4, 2013	Alonzo Gee
47. J.R. Smith	at L.A. Clippers	Mar. 17, 2013	Matt Barnes

Opponents			
Name	Opponent	Date	Fouled By
1. Freeman Williams	at San Diego	Jan. 22, 1981	Michael Ray Richardson
2. Kevin Grevey	at Washington	Mar. 21, 1982	Michael Ray Richardson
3. Reggie Miller	vs. Indiana	Feb. 3, 1990	Patrick Ewing
4. Jeff Hornacek	vs. Philadelphia	Jan. 26, 1993	Greg Anthony
5. Joe Dumars	at Detroit	Feb. 26, 1993	Greg Anthony
6. Tony Harris	vs. Boston	Mar. 19, 1994	Rolando Blackman
7. Jeff Hornacek	at Utah	Mar. 1, 1996	Hubert Davis
8. Joe Smith	vs. Golden State	Mar. 3, 1996	Charlie Ward
9. Brian Shaw	at Orlando	Mar. 30, 1997	Charlie Ward
10. Allen Iverson	vs. Philadelphia	Apr. 13, 1999	Chris Childs
11. Matt Bullard	at Houston	Dec. 14, 1999	Larry Johnson
12. Chris Whitney	vs. Washington	Jan. 7, 2001	Erick Strickland
13. Dirk Nowitzki	vs. Dallas	Jan. 3, 2002	Kurt Thomas
14. Ray Allen	vs. Milwaukee	Jan. 12, 2002	Allan Houston
15. Shane Battier	vs. Memphis	Mar. 11, 2003	Charlie Ward
16. Reggie Miller	vs. Indiana	Nov. 15, 2003	Allan Houston
17. Mike James	vs. Toronto	Mar. 21, 2006	Steve Francis
18. Daniel Gibson	at Cleveland	Nov. 2, 2007	Stephon Marbury
19. Arron Affalo	vs. Detroit	Dec. 7, 2008	Quentin Richardson
20. Carlos Delfino	vs. Milwaukee	Feb. 5, 2010	Al Harrington
21. Jamal Crawford	vs. Atlanta	Mar. 8, 2010	Toney Douglas
22. Jamal Crawford	at Atlanta	Mar. 6, 2011	Amar'e Stoudemire
23. Sasha Pavlovic	at Boston	Apr. 13, 2011	Bill Walker
24. Kobe Bryant	at L.A. Lakers	Dec. 29, 2011	Renaldo Balkman
25. Dirk Nowitzki	vs. Dallas	Feb. 19, 2012	Amar'e Stoudemire
26. MarShon Brooks	vs. New Jersey	Feb. 20, 2012	Carmelo Anthony
27. Deron Williams	vs. New Jersey	Feb. 20, 2012	Jeremy Lin
28. Andre Iguodala	vs. Philadelphia	Mar. 11, 2012	Carmelo Anthony
29. Mike Dunleavy	vs. Milwaukee	Mar. 26, 2012	Carmelo Anthony
30. Derrick Rose	vs. Chicago	Apr. 8, 2012	Iman Shumpert
31. Dorell Wright	at Philadelphia	Nov. 5, 2012	Steve Novak
32. Arron Affalo	at Orlando	Jan. 5, 2013	Carmelo Anthony
33. Nick Young	at Philadelphia	Jan. 26, 2013	J.R. Smith
34. Trevor Ariza	at Washington	Feb. 6, 2013	Carmelo Anthony
35. Alan Anderson	at Toronto	Mar. 22, 2013	J.R. Smith

Knicks Highest Scoring Games				
Pts.	Opponent	W/L	NYK-Opp	Date
152.....	vs. Syracuse.....	W.....	152-121.....	Dec. 11, 1959
151.....	vs. Detroit.....	W.....	151-145***.....	Dec. 27, 2006
151.....	at Philadelphia.....	W.....	151-106.....	Feb. 13, 1970
150.....	at Milwaukee.....	L.....	150-152***.....	Dec. 16, 1977
150.....	vs. Baltimore.....	W.....	150-127.....	Dec. 11, 1965
149.....	vs. Detroit.....	W.....	149-118.....	Nov. 11, 1980
149.....	at Philadelphia.....	W.....	149-135.....	Feb. 25, 1962
148.....	vs. Baltimore.....	W.....	148-117.....	Dec. 5, 1967
147.....	vs. Cincinnati.....	W.....	147-122.....	Jan. 1, 1966
147.....	Philadelphia.....	L.....	147-169.....	Mar. 2, 1962

Knicks Lowest Scoring Games (Since 1954-55 season)				
Pts.	Opponent	W/L	NYK-Opp	Date
58.....	vs. Utah.....	L.....	58-89.....	Dec. 15, 2000
59.....	at Boston.....	L.....	59-104.....	Nov. 29, 2007
61.....	at Detroit.....	L.....	61-91.....	Jan. 29, 2005
61.....	at Detroit.....	L.....	61-72.....	Apr. 12, 1992
63.....	at Golden State.....	L.....	63-92.....	Mar. 11, 2013
63.....	at Chicago.....	L.....	63-76.....	Mar. 12, 1999
64.....	at Seattle.....	L.....	64-84.....	Feb. 21, 1997
64.....	Milwaukee.....	L.....	64-89.....	Dec. 31, 1954

Opponents Highest Scoring Games				
Pts.	Opponent	W/L	NYK-Opp	Date
169.....	Philadelphia.....	L.....	147-169.....	Mar. 2, 1962
162.....	at Syracuse.....	L.....	100-162.....	Dec. 25, 1960
155.....	at St. Louis.....	L.....	129-155.....	Jan. 24, 1960
152.....	at Milwaukee.....	L.....	150-152***.....	Dec. 16, 1977
152.....	at L.A. Lakers.....	L.....	123-152.....	Jan. 15, 1966
149.....	at Cincinnati.....	L.....	145-149*.....	Mar. 5, 1966
149.....	at Boston.....	L.....	116-149.....	Oct. 20, 1962
148.....	Done four times			

Opponents Lowest Scoring Games (Since 1954-55 season)				
Pts.	Opponent	W/L	NYK-Opp	Date
62.....	at Utah.....	W.....	73-62.....	Nov. 14, 2005
63.....	vs. Chicago.....	W.....	79-63.....	Feb. 21, 1999
64.....	at Miami.....	W.....	76-64.....	Feb. 7, 2004
64.....	vs. Cleveland.....	W.....	82-64.....	Nov. 7, 2001
64.....	vs. Indiana.....	W.....	82-64.....	Dec. 10, 1985
65.....	Done six times			

HIGHEST/LOWEST COMBINED SCORING GAMES

Highest Combined Score				
Pts.	Opponent	W/L	NYK-Opp	Date
316.....	Philadelphia.....	L.....	147-169.....	Mar. 2, 1962
302.....	at Milwaukee.....	L.....	150-152***.....	Dec. 16, 1977
296.....	vs. Detroit.....	W.....	151-145***.....	Dec. 27, 2006
294.....	at Cincinnati.....	L.....	145-149*.....	Mar. 5, 1966
291.....	vs. Chicago.....	L.....	143-148**.....	Mar. 24, 1979
290.....	vs. Philadelphia.....	L.....	142-148*.....	Jan. 3, 1967
287.....	vs. St. Louis.....	L.....	142-145**.....	Dec. 12, 1967
284.....	at Denver.....	W.....	143-141*.....	Jan. 22, 1978
284.....	at Philadelphia.....	W.....	149-135.....	Feb. 25, 1962
284.....	at St. Louis.....	L.....	129-155.....	Jan. 24, 1960

Lowest Combined Score (Since 1954-55)				
Pts.	Opponent	W/L	NYK-Opp	Date
133.....	at Detroit.....	L.....	61-72.....	Apr. 12, 1992
135.....	at Utah.....	W.....	73-62.....	Nov. 14, 2005
137.....	vs. Miami.....	W.....	72-65.....	Jan. 20, 2003
138.....	at Toronto.....	L.....	68-70.....	Dec. 14, 2000
139.....	at Philadelphia.....	L.....	67-72.....	Apr. 19, 1999
139.....	at Chicago.....	L.....	63-76.....	Mar. 12, 1999
140.....	at Miami.....	W.....	76-64.....	Feb. 7, 2004
140.....	at Cleveland.....	W.....	75-65.....	Jan. 29, 1997
142.....	at Chicago.....	W.....	79-63.....	Feb. 11, 1999

SCORING MARGINS

All-Time Biggest Wins				
Pts.	Opponent	NYK-Opp	Date	
48.....	vs. Philadelphia.....	130-82.....	Apr. 21, 1994	
48.....	at Philadelphia.....	139-91.....	Nov. 29, 1972	
48.....	at Detroit.....	135-87.....	Dec. 20, 1968	
46.....	vs. Toronto.....	125-79.....	Apr. 15, 1996	
45.....	at Philadelphia.....	151-106.....	Feb. 13, 1970	

All-Time Worst Losses				
Diff.	Opponent	NYK-Opp	Date	
62.....	at Syracuse.....	100-162.....	Dec. 25, 1960	
50.....	vs. Dallas.....	128-78.....	Jan. 24, 2010	
47.....	at Portland.....	86-133.....	Mar. 18, 1972	
45.....	at Boston.....	59-104.....	Nov. 29, 2007	
45.....	at Indiana.....	86-131.....	Feb. 20, 1980	

All-Time Biggest Home Wins				
Pts.	Opponent	NYK-Opp	Date	
48.....	vs. Philadelphia.....	130-82.....	Apr. 21, 1994	
46.....	vs. Toronto.....	125-79.....	Apr. 15, 1996	
43.....	vs. Indiana.....	132-89.....	Jan. 3, 2010	
42.....	vs. Portland.....	121-79.....	Mar. 14, 2012	
42.....	vs. Philadelphia.....	123-81.....	Mar. 9, 1958	

All-Time Worst Home Losses				
Pts.	Opponent	NYK-Opp	Date	
50.....	vs. Dallas.....	128-78.....	Jan. 24, 2010	
43.....	vs. Charlotte.....	68-111.....	Jan. 21, 2002	
39.....	vs. Milwaukee.....	93-132.....	Apr. 10, 1987	
34.....	vs. Portland.....	73-107.....	Nov. 6, 2004	
33.....	vs. L.A. Lakers.....	97-130.....	Jan. 31, 2006	

All-Time Biggest Road Wins				
Pts.	Opponent	NYK-Opp	Date	
48.....	at Philadelphia.....	139-91.....	Nov. 29, 1972	
48.....	at Detroit.....	135-87.....	Dec. 20, 1968	
45.....	at Philadelphia.....	151-106.....	Feb. 13, 1970	
43.....	at Cincinnati.....	135-92.....	Feb. 6, 1970	
40.....	at Milwaukee.....	125-85.....	Apr. 22, 1994	

All-Time Worst Road Losses				
Pts.	Opponent	NYK-Opp	Date	
62.....	at Syracuse.....	100-162.....	Dec. 25, 1960	
47.....	at Portland.....	86-133.....	Mar. 18, 1972	
45.....	at Boston.....	59-104.....	Nov. 29, 2007	
45.....	at Indiana.....	86-131.....	Feb. 20, 1980	
44.....	at Syracuse.....	70-114.....	Jan. 31, 1954	

TEAM HIGHS & LOWS KNICKS

TEAM HIGHS & LOWS KNICKS AT PRESENT MSG

	Highs			Lows		
Total Points	152	vs. Syracuse	Dec. 11, 1959	58	vs. Utah	Dec. 15, 2000
Field Goals Made	63	at Milwaukee**	Dec. 16, 1977	19	at Chicago	Mar. 12, 1999
Field Goals Att.	140	at Milwaukee**	Dec. 16, 1977	56	at Miami	Dec. 13, 2002
Field Goal %	.685	vs. Washington	Mar. 4, 1986	.235	vs. Milwaukee at Providence	Dec. 31, 1954
3-Pt. Field Goals Made	20	Done 2 times		0	Done many times	
3-Pt. Field Goals Att.	47	at Chicago	Dec. 17, 2009	0	Done many times	
Free Throws Made	50	at Boston	Jan. 9, 1958	2	vs. Chicago	Jan. 25, 1977
Free Throws Att.	66	vs. Cincinnati	Dec. 3, 1957	4	Done 3 times	
Free Throw %	1.000	Done many times		.333	vs. Chicago	Jan. 25, 1977
Offensive Rebounds	29	Done 2 times		1	vs. Boston	Mar. 4, 1978
Defense Rebounds	52	vs. Charlotte	Mar. 7, 1992	13	Done 2 times	
Total Rebounds	102	Done 2 times		20	at Fort Wayne	Feb. 14, 1955
Assists, Game	45	vs. Cleveland	Nov. 24, 1979	3	at Boston	Mar. 28, 1976
Assists, Quarter	15	vs. Buffalo (2nd)	Feb. 24, 1973			
Assists, Half	25	vs. Cleveland (2nd)	Nov. 24, 1979			
Personal Fouls	48	at Syracuse	Mar. 26, 1950	8	vs. Washington	Feb. 3, 2010
Steals	22	vs. L.A. Clippers	Mar. 7, 1987	0	Done 4 times	
Turnovers	40	vs. Milwaukee	Dec. 3, 1977	3	at Detroit	Mar. 11, 2009
Blocked Shots	15	at Washington	Jan. 28, 1988	0	Done many times	
1st Quarter Points	45	vs. New Jersey	Mar. 11, 1978	5	vs. Fort Wayne at Boston	Nov. 21, 1956
2nd Quarter Points	47	at Philadelphia	Nov. 18, 1988	5	at Chicago	Mar. 12, 1999
3rd Quarter Points	46	vs. Miami	Apr. 16, 1990	5	at Portland	Feb. 26, 1997
4th Quarter Points	53	at Seattle	Dec. 26, 1967	9	Done 4 times	
1st Half Points	84	at Philadelphia	Nov. 18, 1988	22	at Chicago	Dec. 12, 1999
2nd Half Points	88	vs. Boston at Providence	Dec. 19, 1963	23	vs. Detroit	Mar. 1, 2003
Overtime Points	23	at Washington	Feb. 19, 2008	2	Done 6 times	
Double Overtime Points	17	at L.A. Lakers	Feb. 23, 1997	2	at Philadelphia	Mar. 12, 2004
Triple Overtime Points	14	vs. Detroit	Dec. 27, 2006	2	at Orlando	Feb. 14, 1993

	Highs			Lows		
Total Points	151	vs. Detroit***	Dec. 27, 2006	58	vs. Utah	Dec. 15, 2000
Field Goals Made	62	vs. Detroit	Nov. 11, 1980	22	vs. Utah	Done 2 times
Field Goals Att.	123	vs. Baltimore	Dec. 20, 1969	60	vs. Utah	Done 3 times
Field Goal %	.685	vs. Washington	Mar. 4, 1986	.287	vs. SEA	Feb. 22, 1994
3-Pt. Field Goals Made	20	Done 2 times		0	Done many times	
3-Pt. Field Goals Att.	43	vs. Sacramento	Feb. 2, 2013	0	Done many times	
Free Throws Made	48	vs. Detroit***	Dec. 27, 2006	2	vs. Chicago	Jan. 25, 1977
Free Throws Att.	63	vs. Detroit***	Dec. 27, 2006	4	vs. Memphis	Mar. 11, 2003
Free Throw %	1.000	Done many times		.333	vs. Chicago	Jan. 25, 1977
Offensive Rebounds	29	Done 2 times		1	vs. Boston	Mar. 4, 1978
Defense Rebounds	52	vs. Charlotte	Mar. 7, 1992	13	Done 2 times	
Total Rebounds	75	vs. Charlotte	Mar. 7, 1992	21	vs. Golden State	Feb. 18, 1975
Assists	45	vs. Cleveland	Nov. 24, 1979	7	vs. L.A. Lakers	Dec. 23, 2007
Personal Fouls	40	vs. Chicago	Jan. 23, 1982	8	vs. Washington	Feb. 3, 2010
Steals	22	vs. L.A. Clippers	Mar. 7, 1987	0	vs. Seattle	Feb. 27, 2001
Turnovers	40	vs. Milwaukee	Dec. 3, 1977	4	vs. Milwaukee	Jan. 3, 1972
Blocked Shots	13	vs. Washington	Apr. 15, 1988	0	Done many times	
1st Quarter Points	45	vs. New Jersey	Mar. 11, 1978	10	Done 3 times	
2nd Quarter Points	43	vs. Golden State	Nov. 29, 2008	8	Done 2 times	
3rd Quarter Points	46	vs. Miami	Apr. 16, 1990	8	vs. Atlanta	Dec. 23, 1993
4th Quarter Points	45	Done 3 times		9	vs. Charlotte	Dec. 20, 2006
1st Half Points	82	vs. Golden State	Nov. 29, 2008	25	vs. Utah	Dec. 15, 2000
2nd Half Points	80	Done 2 times		23	vs. Detroit	Dec. 1, 2003
Overtime Points	18	Done 2 times		2	Done 3 times	

First game played on Feb. 14, 1968

TEAM HIGHS & LOWS OPPONENTS

TEAM HIGHS & LOWS OPPONENTS AT PRESENT MSG

	Highs			Lows		
Total Points	169	vs. Philadelphia at Hershey	Mar. 2, 1962	62	at Utah	Nov. 14, 2005
Field Goals Made	65	at Syracuse	Dec. 25, 1960	19	vs. Indiana	Dec. 10, 1985
Field Goals Att.	143	at Boston	Jan. 20, 1960	57	at Philadelphia	Dec. 22, 2000
Field Goal %	.685	at L.A. Lakers	Jan. 23, 1979	.250	at Orlando	Nov. 3, 2003
3-Pt. Field Goals Made	17	Done 2 times		0	Done many times	
3-Pt. Field Goals Att.	44	vs. Phoenix***	Jan. 2, 2006	0	Done many times	
Free Throws Made	60	at Washington	Nov. 13, 1987	3	at Seattle	Jan. 7, 1976
Free Throws Att.	74	at San Francisco**	Nov. 6, 1964	6	at Seattle	Jan. 7, 1976
Free Throw %	1.000	Done many times		.320	at Chicago	Jan. 22, 1962
Offensive Rebounds	33	at Boston	Mar. 28, 1976	2	Done 2 times	
Defense Rebounds	51	Done 4 times		11	at Golden State	Nov. 7, 1996
Total Rebounds	107	at St. Louis	Nov. 15, 1955	21	Done 2 times	
Assists	47	at St. Louis	Jan. 24, 1960	5	Done 4 times	
Personal Fouls	50	Done 2 times		8	at Memphis	Nov. 12, 2008
Steals	23	at Portland	Nov. 7, 1976	0	vs. Golden State	Nov. 24, 1973
Turnovers	35	at Philadelphia	Nov. 10, 1972	3	at Orlando	Mar. 31, 1996
Blocked Shots	20	at Cleveland	Jan. 7, 1989	0	Done many times	
1st Quarter Points	46	at Utah	Jan. 12, 1982	8	vs. L.A. Clippers	Dec. 7, 1996
2nd Quarter Points	47	at Cincinnati	Jan. 25, 1967	7	at Golden State	Nov. 20, 2001
3rd Quarter Points	47	at Houston	Mar. 19, 1980	7	vs. Charlotte	Nov. 11, 2000
4th Quarter Points	50	vs. Cincinnati	Dec. 19, 1964	8	Done 3 times	
1st Half Points	84	at L.A. Lakers	Jan. 15, 1966	25	Done 2 times	
2nd Half Points	90	vs. Philadelphia at Hershey	Mar. 2, 1962	19	vs. Charlotte	Nov. 11, 2000
Overtime Points	22	vs. Cincinnati	Jan. 5, 1965	2	Done 5 times	
Double Overtime Points	18	Done 2 times		4	at Atlanta	Dec. 7, 1991
Triple Overtime Points	15	at Milwaukee	Dec. 16, 1977	4	at Orlando	Feb. 14, 1993

* represents number of overtime periods

	Highs			Lows		
Total Points	148	vs. Chicago**	Mar. 24, 1979	63	vs. Chicago	Feb. 21, 1999
Field Goals Made	58	Done 2 times		19	vs. Indiana	Dec. 10, 1985
Field Goals Att.	125	vs. Portland	Dec. 8, 1970	59	vs. Philadelphia	Mar. 16, 1996
Field Goal %	.631	vs. Chicago	Dec. 15, 1983	.257	vs. Indiana	Dec. 10, 1985
3-Pt. Field Goals Made	17	Done 2 times		0	Done many times	
3-Pt. Field Goals Att.	44	vs. Phoenix	Jan. 2, 2006	0	Done many times	
Free Throws Made	50	vs. Boston	Nov. 18, 2006	4	vs. Buffalo	Nov. 15, 1973
Free Throws Att.	63	vs. Boston	Nov. 18, 2006	7	vs. Washington	Feb. 3, 2010
Free Throw %	1.000	Done many times		.400	Done 2 times	
Offensive Rebounds	30	vs. Buffalo	Oct. 26, 1976	2	vs. New Jersey	Feb. 24, 2006
Defense Rebounds	51	Done 2 times		14	vs. Philadelphia	Dec. 11, 1984
Total Rebounds	81	vs. San Diego	Jan. 19, 1971	21	vs. Cleveland	Apr. 11, 1996
Assists	42	vs. Washington	Jan. 9, 1990	5	vs. Buffalo	Dec. 5, 1970
Personal Fouls	42	vs. Detroit	Oct. 27, 1984	10	Done 2 times	
Steals	20	vs. Phoenix	Feb. 25, 1978	0	vs. Golden State	Nov. 24, 1973
Turnovers	34	Done 2 times		4	vs. Philadelphia	Jan. 21, 1991
Blocked Shots	13	Done 2 times		0	Done many times	
1st Quarter Points	43	Done 2 times		8	vs. L.A. Clippers	Dec. 7, 1996
2nd Quarter Points	45	vs. Houston	Mar. 21, 2010	9	vs. Detroit	Nov. 19, 1983
3rd Quarter Points	43	vs. Kansas City/Omaha	Mar. 23, 1974	7	vs. Charlotte	Nov. 11, 2000
4th Quarter Points	48	vs. Miami	Mar. 2, 1989	8	Done 2 times	
1st Half Points	81	vs. Kansas City	Dec. 8, 1979	25	vs. Dallas	Dec. 22, 1997
2nd Half Points	80	vs. L.A. Lakers	Mar. 14, 1978	19	vs. Charlotte	Nov. 11, 2000
Overtime Points	21	Done 2 times		2	Done 2 times	

First game played on Feb. 14, 1968

* represents number of overtime periods

INDIVIDUAL PLAYER STREAKS

TEAM STREAKS

Knicks

Consecutive Games Played	610..... Harry Gallatin Nov. 20, 1948-Mar. 13, 1957
	361..... Ray Felix Oct. 30, 1954-Oct. 24, 1959
	333..... Marvin Webster Feb. 23, 1980-Mar. 21, 1984
Consecutive 10-Plus Point Games	214..... Patrick Ewing Jan. 16, 1989-Nov. 12, 1991
Consecutive 20-Plus Point Games	33..... Richie Guerin Jan. 30-Oct. 23, 1962
	31..... Carmelo Anthony Nov. 16-Feb. 1, 2013 (single-season record)
Consecutive 30-Plus Point Games	9..... Amar'e Stoudemire Nov. 28-Dec. 15, 2010
Consecutive 40-Plus Point Games	3..... Carmelo Anthony Apr. 2-5, 2013
	Bernard King Nov. 21-Nov. 24, 1984
Consecutive 50-Plus Point Games	2..... Bernard King Jan. 31-Feb. 1, 1984
Consecutive 10-Plus Rebound Games	44..... Walt Bellamy Dec. 10, 1965-Mar. 5, 1966
Consecutive 20-Plus Rebound Games	3..... Tyson Chandler Feb. 1, 2, 4, 2013
	Willis Reed Dec. 13, 16, 19, 1969
	Willis Reed Oct. 21, 24, 25, 1967
	Walt Bellamy Feb. 23, 25, 26, 1966
	Johnny Green Feb. 20, 22, 23, 1962
Consecutive Point-Rebound Double-Doubles	44..... Walt Bellamy Dec. 10, 1965-Mar. 5, 1966
Consecutive 10-Plus Assist Games	9..... Michael Ray Richardson Dec. 23, 1979-Jan. 8, 1980
Most Points, Back-To-Back Games	103..... Bernard King Dec. 21 & 25, 1984 (43, 60)
Most Points, Three Consecutive Games	139..... Bernard King Dec. 21, 25, 26, 1984 (43, 60, 36)
Most Points, Four Consecutive Games	178..... Bernard King Dec. 21, 25, 26, 28, 1984 (43, 60, 36, 39)
Most Points, Five Consecutive Games	215..... Bernard King Dec. 21, 25, 26, 28, 29, 1984 (43, 60, 39, 37)
Most Points, 10 Consecutive Games	384..... Bernard King Feb. 7-Mar. 1, 1985
Most Assists, Back-to-Back Games	35..... Mark Jackson Jan. 28-30, 1988 (17, 18)
Most Assists, Three Consecutive Games	51..... Mark Jackson Apr. 2-8, 1988 (17, 16, 18)
Most Assists, Four Consecutive Games	62..... Mark Jackson Mar. 31-Apr. 8, 1988 (11, 17, 16, 18)
	Michael Ray Richardson Mar. 13-18, 1988 (16, 16, 17, 13)
Consecutive Field Goals Made	19..... Johnny Newman Jan. 1-8, 1988
Consecutive 3-Point FG Made	10..... Allan Houston Feb. 18-21, 1999
	Trent Tucker Dec. 28-Jan. 15, 1985
Consecutive Games, At Least One 3-Point FG	32..... John Starks Feb. 26-Nov. 4, 1995 (30 in 1994-95, 2 in 1995-96)
Consecutive Free Throws Made	44..... Chris Duhon Nov. 29-Dec. 21, 2008
Consecutive Games With At Least One Block	145..... Patrick Ewing Nov. 8, 1988-Mar. 23, 1990

COMEBACKS AND LEADS LOST

Biggest Comeback from Halftime Deficit in Victory	23 points, Apr. 6, 1987 vs. Philadelphia Trailed 59-36 – Won 108-101
Biggest Comeback from Three Quarters Deficit In Victory	19 points, Nov. 20, 1979 at Houston Trailed 98-79 – Won 130-125 (OT)

Biggest Comebacks In Victory Since 1991-92

Deficit	Score	Opponent	Date	Final Score
26	39-65	at Milwaukee	Mar. 14, 2004	103-100
22	30-52	at Cleveland	Mar. 4, 2013	102-97
22	49-71	vs. Chicago	Mar. 2, 1995	93-89
21	14-35	vs. Miami	Mar. 11, 2002	86-83

Largest Lead Lost at Halftime in Defeat..... 25 points, Nov. 18, 1987 at Boston
Led 61-36 – Lost 111-109 (2OT)

Largest Lead Lost After Three Quarters in Defeat..... 19 points, Jan. 18, 1966 at St. Louis
Led 89-70 – Lost 109-107

Largest Lead Lost In Defeat Since 1991-92

Deficit	Score	Opponent	Date	Final Score
21	78-57	at Minnesota	Nov. 12, 2010	103-112
20	65-45	vs. Philadelphia	Mar. 12, 2002	96-104
20	49-29	at Indiana	Nov. 9, 2001	95-103
20	37-17	at Miami	Feb. 28, 2000	76-85
20	35-15	at Charlotte	Jan. 8, 1994	99-102

Most Consecutive Wins (season)

18 Oct. 24-Nov. 28, 1969
15 Mar. 1-Apr. 2, 1994
13 Mar. 18-Apr. 9, 2013
11 Dec. 28, 1972-Jan. 16, 1973
11 Jan. 25-Feb. 15, 1969

Most Consecutive Wins To Start Season

7 1993-94
6 2012-13
5 1969-70
4 1955-56

Most Consecutive Home Wins (season)

26 Nov. 26, 1988-Mar. 14, 1989
20 Feb. 2-Apr. 25, 1993
20 Nov. 14, 1972-Feb. 3, 1973
20 Nov. 23, 1968-Feb. 15, 1969
20 Dec. 2, 1951-Mar. 15, 1952

Most Consecutive Home Wins To Start Season

12 1989-90
11 1991-92
10 2012-13
9 1992-93
8 1980-81

Most Consecutive Road Wins (season)

13 Oct. 15-Dec. 10, 1969
8 Nov. 17-Dec. 10, 2010
7 Dec. 27-Jan. 22, 1995
7 Mar. 1-Mar. 27, 1994
7 Dec. 29, 1972-Jan. 16, 1973

Most Consecutive Road Wins To Start Season

13 1969-70
6 1958-59
5 1996-97
5 1993-94
4 1990-91

Most Consecutive Overtime Wins (overall)

9 Nov. 11, 1988-Feb. 17, 1990
7 Nov. 16, 1946-Dec. 8, 1948
6 Nov. 2, 1990-Mar. 14, 1991
6 Apr. 12, 2000-Feb. 7, 2001
5 Three times

Most Consecutive Wins Versus One Team

21 Boston Celtics (Apr. 8, 1993-Jan. 19, 1998)
18 Cleveland Cavaliers (Feb. 23, 1980-Feb. 17, 1983)
15 Washington Bullets (Nov. 24, 1992-Dec. 3, 1995)
15 Baltimore Bullets (Feb. 7, 1952-Mar. 11, 1953)
13 Two times

Most Consecutive Games Scoring 100-Plus Points

77 Oct. 23, 1966-Mar. 19, 1967
54 Dec. 12, 1961-Mar. 14, 1962
41 Dec. 30, 1960-Mar. 7, 1961
39 Jan. 8-Mar. 28, 1989
37 Dec. 1, 1957-Feb. 7, 1958

Most Consecutive Points Scored

24 vs. Indiana, Nov. 15, 2003 (3rd qtr)
22 at Dallas, Mar. 24, 1996 (3rd-4th qtr)
22 vs. Philadelphia, Mar. 26, 1974 (4th qtr)
21 vs. Orlando, Mar. 28, 2012 (3rd qtr)
21 at New Jersey, Dec. 15, 1990 (3rd-4th qtr)

Most Consecutive Losses (season)

12 Mar. 23-Apr. 13, 1985
11 Feb. 18-Mar. 5, 1960
10 Jan. 28-Feb. 13, 2006
10 Feb. 27-Mar. 13, 1963
9 Three times

Most Consecutive Losses To Start Season

8 1985-86
7 1982-83
5 2005-06
5 1987-88

Most Consecutive Home Losses (season)

7 Nov. 4-29, 2009
7 Mar. 3-24, 2008
7 Nov. 26-Dec. 17, 1963
6 Nov. 29-Dec. 20, 1986
6 Mar. 11-Apr. 1, 1986

Most Consecutive Home Losses To Start Season

4 1959-60
3 1985-86
3 1964-65
3 1960-61
2 Twelve times

Most Consecutive Road Losses (season)

18 Dec. 3, 1987-Feb. 22, 1988
15 Nov. 28, 1984-Feb. 2, 1985
13 Feb. 7-Apr. 1, 1979
12 Jan. 15-Mar. 1, 2006
12 Dec. 15, 1965-Jan. 22, 1966

Most Consecutive Road Losses To Start Season

8 1985-86
8 1975-76
7 1984-85
7 2007-08

Most Consecutive Overtime Losses (overall)

6 Apr. 13, 2003-Mar. 12, 2004
6 Oct. 24, 1964-Jan. 5, 1965
5 Feb. 27, 1992-Jan. 2, 1993
4 Mar. 25-Nov. 22, 2009
4 Feb. 28, 1968-Feb. 11, 1970

Most Consecutive Losses Versus One Team

19 Boston Celtics (Nov. 20, 1965-Mar. 19, 1967)
15 Cincinnati Royals (Nov. 29, 1963-Jan. 6, 1965)
15 Milwaukee Bucks (Jan. 13, 1984-Nov. 14, 1986)
12 Detroit Pistons (Feb. 12, 1986-Dec. 25, 1987)
11 Four times

Most Consecutive Games Holding Opponents Under 100 Points (since 1954-55)

33 Nov. 11, 2000-Jan. 21, 2001
19 Feb. 18-Mar. 26, 2001
16 Nov. 2-Dec. 2, 1997
14 Feb. 1-Mar. 3, 1998
14 Nov. 27-Dec. 19, 1954

Most Consecutive Points Allowed

27 at Miami, Jan. 22, 2007
----	-------------------------------

MONTH-BY-MONTH RECORDS

POSTPONED GAMES

No.	Season	October		November		December		January		February		March		April		May		Totals	
		W	L	W	L	W	L	W	L	W	L	W	L	W	L	W	L	W	L
1	1946-47			10	2	4	6	5	7	5	8	9	4					33	27
2	1947-48			5	4	7	4	5	6	7	4	2	4					26	22
3	1948-49			7	4	9	4	4	10	5	7	7	3					32	28
4	1949-50			11	7	9	5	8	5	7	5	5	6					40	28
5	1950-51			8	7	8	6	8	5	8	7	4	5					36	30
6	1951-52			6	8	8	7	8	7	9	4	6	3					37	29
7	1952-53			9	4	10	5	11	5	12	5	5	4					47	23
8	1953-54	1	0	12	3	7	7	12	5	6	11	6	2					44	28
9	1954-55	1	0	5	6	8	8	9	9	9	8	6	3					38	34
10	1955-56			8	5	7	7	8	10	7	12	5	3					35	37
11	1956-57	0	1	5	7	9	7	11	8	7	10	4	3					36	36
12	1957-58	1	1	5	10	10	5	8	10	8	8	3	3					35	37
13	1958-59			9	4	8	8	9	8	9	9	3	3					40	32
14	1959-60	0	2	6	9	7	10	9	9	4	12	1	6					27	48
15	1960-61	1	5	4	10	5	11	6	11	4	14	1	7					21	58
16	1961-62	4	2	3	12	5	11	7	9	8	11	2	6					29	51
17	1962-63	2	6	4	11	6	8	3	14	5	11	1	9					21	59
18	1963-64	2	6	5	10	3	13	7	11	3	12	2	6					22	58
19	1964-65	2	4	3	9	6	13	5	10	9	7	6	6					31	49
20	1965-66	3	4	4	11	5	7	4	12	11	5	3	11					30	50
21	1966-67	4	3	8	9	8	7	6	11	9	7	1	8					36	45
22	1967-68	1	6	10	6	4	12	11	6	11	5	6	4					43	39
23	1968-69	4	4	6	10	15	3	11	4	10	3	8	4					54	28
24	1969-70	9	1	14	1	10	5	12	4	9	4	6	7					60	22
25	1970-71	9	2	11	5	11	4	8	7	7	8	6	4					52	30
26	1971-72	5	5	8	5	10	4	7	7	12	5	6	8					48	34
27	1972-73	8	1	12	3	11	6	12	3	8	5	6	7					57	25
28	1973-74	5	4	7	8	11	4	9	5	9	5	8	7					49	33
29	1974-75	4	3	9	5	6	7	7	8	4	10	8	7	2	2			40	42
30	1975-76	2	3	5	11	9	6	8	7	6	5	4	10	4	2			38	44
31	1976-77	3	2	6	9	8	4	4	10	7	8	7	8	5	1			40	42
32	1977-78	3	2	8	7	8	6	7	8	6	5	7	10	4	1			43	39
33	1978-79	4	5	8	7	7	7	4	11	4	9	4	9	0	3			31	51
34	1979-80	5	5	6	8	8	8	8	7	5	5	7	10					39	43
35	1980-81	6	2	9	6	10	5	6	9	10	4	9	6					50	32
36	1981-82	1	1	5	7	9	7	5	9	6	9	5	8	2	8			33	49
37	1982-83	0	2	4	9	7	8	7	8	10	2	10	5	6	4			44	38
38	1983-84	2	0	9	6	6	8	8	4	10	6	8	7	4	4			47	35
39	1984-85	1	1	7	10	4	11	5	8	3	9	4	12	0	7			24	58
40	1985-86	0	3	4	11	7	7	6	9	2	9	3	14	1	6			23	59
41	1986-87	0	1	4	11	5	9	4	10	3	9	6	10	2	8			24	58
42	1987-88			4	8	5	10	5	10	8	4	9	8	7	4			38	44
43	1988-89			9	5	9	5	10	6	9	2	10	7	5	5			52	30
44	1989-90			9	5	11	2	7	9	9	3	4	12	5	6			45	37
45	1990-91			6	8	6	7	7	10	7	6	9	6	4	6			39	43
46	1991-92			9	5	9	3	10	7	7	7	11	4	5	5			51	31
47	1992-93			8	5	10	4	7	6	11	3	12	2	12	2			60	22
48	1993-94			9	2	9	5	12	4	6	8	14	0	7	6			57	25
49	1994-95			7	4	8	8	13	2	7	5	11	5	9	3			55	27
50	1995-96			10	4	9	5	8	6	5	8	9	6	6	6			47	35
51	1996-97			9	5	12	3	11	5	10	3	9	5	6	4			57	25
52	1997-98	1	0	9	5	7	7	7	7	8	4	8	10	3	6			43	39
53	1998-99									8	5	9	9	8	8			27	23
54	1999-00			8	8	10	4	8	4	8	5	11	6	5	5			50	32
55	2000-01	0	1	9	6	10	5	7	4	7	7	9	7	6	4			48	34
56	2001-02	1	0	7	8	5	9	5	8	2	10	7	10	3	7			30	52
57	2002-03	0	1	4	9	6	7	10	8	5	8	7	9	5	3			37	45
58	2003-04	0	1	7	9	7	9	8	8	4	8	9	5	4	3			39	43
59	2004-05			7	6	9	7	2	13	6	7	5	8	4	8			33	49
60	2005-06			5	9	2	12	7	9	1	11	4	11	4	7			23	59
61	2006-07			6	11	7	9	7	8	6	5	5	9	2	7			33	49
62	2007-08			5	10	3	11	6	10	4	9	2	13	3	6			23	59
63	2008-09	1	1	7	7	4	10	9	7	3	10	5	11	3	4			32	50
64	2009-10	0	3	3	11	9	6	6	9	2	9	6	10	3	5			29	53
65	2010-11	1	2	9	7	8	5	7	8	5	5	7	11	5	2			42	40
66	2011-12			2	2	6	11	10	5	9	8	9	4					36	30
67	2012-13			11	4	10	5	7	6	6	5	12	6	8	2			54	28
Totals		99	96	466	458	502	450	494	511	458	464	423	460	171	174	2	1	2615	2614

Postponed Games						
Original Date	Opponent	Rescheduled	W/L	Score	Cause	
Dec. 15, 1951	vs. Milwaukee at Moline, IL	Jan. 2, 1952	W	89-67	Weather/travel difficulty	
Feb. 16, 1958	at Boston	Mar. 11, 1958	L	119-126	Snowstorm	
Nov. 22, 1963	at Baltimore	Jan. 23, 1964	L	114-130	President Kennedy assassination	
Nov. 9, 1965	vs. St. Louis	Feb. 22, 1966	W	113-108	The Great Blackout of '65	
Dec. 4, 1965	vs. Philadelphia	Feb. 8, 1966	W	136-123	Death of 76ers Owner Ike Richman	
Dec. 5, 1965	at Philadelphia	Mar. 17, 1966	L	106-115	Death of 76ers Owner Ike Richman	
Feb. 22, 1966	vs. Baltimore	Mar. 11, 1966	L	123-126	Reschedule of Nov. 9, 1965 game	
Feb. 7, 1978	vs. Portland	Mar. 2, 1978	W	128-117	Weather/travel difficulty	
Mar. 13, 1993	vs. Indiana	Mar. 14, 1993	W	121-90	Snowstorm	
Jan. 7, 1996	vs. Seattle	Apr. 8, 1996	L	98-108	Snowstorm	
Jan. 14, 2000	at Charlotte	Feb. 7, 2000	L	85-95	Death of Charlotte player Bobby Phills	
Jan. 25, 2000	at Washington	Mar. 8, 2000	L	113-118*	Weather/travel difficulty	
Nov. 2, 2010	vs. Orlando	Mar. 28, 2011	W	113-106*	Falling debris at MSG	
Nov. 1, 2012	at Brooklyn	Nov. 26, 2012	L	89-96*	Hurricane Sandy	

Moved Games						
Original Date	Opponent	W/L	Score	Cause	Original Site	Relocated Site
Mar. 13, 1968	at Philadelphia	W	130-120	Roof damage	Spectrum	Palestra
Mar. 22, 1968	at Philadelphia	L	110-118	Roof damage	Spectrum	Convention Hall
Mar. 27, 1968	at Philadelphia	L	132-138**	Roof damage	Spectrum	Palestra
Mar. 31, 1968	at Philadelphia	L	107-123	Roof damage	Spectrum	Convention Hall
Mar. 6, 1985	at Detroit	L	90-114	Roof damage	Pontiac Silverdome	Joe Louis Arena
Jan. 27, 1994	at L.A. Clippers	W	103-101	Northridge Earthquake	L.A. Sports Arena	Arrowhead Pond of Anaheim

NBA EXPANSION DRAFTS

Year	Expansion Team	Player Lost
1961	Chicago Packers	Dave Budd
1966	Chicago Bulls	Len Chappell, Barry Clemens
1967	San Diego Rockets	None
	Seattle SuperSonics	Henry Akin, Dave Deusch
1968	Phoenix Suns	Emmette Bryant, Neil Johnson, Dick Van Arsdale
	Milwaukee Bucks	None
1970	Buffalo Braves	Bill Hosket, Don May
	Cleveland Cavaliers	John Warren
	Portland Trail Blazers	None
1974	New Orleans Jazz	None
1980	Dallas Mavericks	Geoff Huston
1988	Charlotte Hornets (11 round, 22nd overall)	Sedric Toney
	Miami Heat	None
1989	Minnesota Timberwolves	None
	Orlando Magic (first round, first overall)	Sidney Green
1995	Toronto Raptors	None
	Vancouver Grizzlies (first round, second overall)	Greg Anthony
2004	Charlotte Bobcats	None

Note: Dave Budd was re-acquired on May 16, 1961 for rights to Bob McNeill and Charlie Tyra

MULTIPLE OVERTIME PERIODS

OT Periods	Opponent	W/L	Final Score	Date
4	at Rochester	L	92-102	Jan. 23, 1951
3	vs. Detroit	W	151-145	Dec. 27, 2006
3	at Memphis	W	118-117	Nov. 1, 2006
3	vs. Phoenix	W	140-133	Jan. 2, 2006
3	at Orlando	L	100-102	Feb. 14, 1993
3	at Milwaukee	L	150-152	Dec. 16, 1977
3	at Philadelphia	L	111-113	Feb. 25, 1995
3	vs. Baltimore at Boston	W	113-107	Mar. 11, 1953
3	vs. Providence	W	91-84	Mar. 26, 1947

The Knicks have played in 54 multi-overtime

MANPOWER GAMES MISSED DUE TO INJURY

Season	Total	Season	Total	Season	Total	Season	Total
1968-69	73	1980-81	116	1992-93	177	2004-05	190
1969-70	113	1981-82	122	1993-94	269	2005-06	168
1970-71	68	1982-83	228	1994-95	145	2006-07	179
1971-72	142	1983-84	67	1995-96	150	2007-08	177
1972-73	42	1984-85	326	1996-97	177	2008-09	243
1973-74	145	1985-86	376	1997-98	191	2009-10	140
1974-75	40	1986-87	257	1998-99	86	2010-11	113
1975-76	57	1987-88	72	1999-00	196	2011-12	123
1976-77	138	1988-89	54	2000-01	284	2012-13	254
1977-78	121	1989-90	118	2001-02	180		
1978-79	97	1990-91	145	2002-03	268		
1979-80	131	1991-92	84	2003-04	234		

NUMBERS OF PLAYERS USED

Season	Total	Season	Total	Season	Total	Season	Total
1946-47	20	1963-64	13	1980-81	11	1997-98	16
1947-48	13	1964-65	14	1981-82	15	1998-99	14
1948-49	16	1965-66	13	1982-83	14	1999-00	16
1949-50	13	1966-67	13	1983-84	13	2000-01	16
1950-51	11	1967-68	14	1984-85	13	2001-02	14
1951-52	11	1968-69	13	1985-86	16	2002-03	13
1952-53	11	1969-70	12	1986-87	18	2003-04	22
1953-54	12	1970-71	13	1987-88	20	2004-05	19
1954-55	15	1971-72	17	1988-89	13	2005-06	19
1955-56	13	1972-73	14	1989-90	15	2006-07	15
1956-57	13	1973-74	17	1990-91	14	2007-08	15
1957-58	13	1974-75	16	1991-92	15	2008-09	23
1958-59	13	1975-76	15	1992-93	13	2009-10	20
1959-60	14	1976-77	16	1993-94	16	2010-11	20
1960-61	15	1977-78	12	1994-95	16	2011-12	17
1961-62	15	1978-79	16	1995-96	17	2012-13	19
1962-63	14	1979-80	13	1996-97	13		

FOREIGN-BORN PLAYERS

The New York Knicks have had 26 international players from 20 countries and territories on their active roster that appeared in at least one regular season game.

Player	City, Country	Seasons	Tenure	Player	City, Country	Seasons	Tenure
Rolando Blackman	Panama City, Panama	2	1992-94	Dikembe Mutombo	Kinshasa, Zaire	1	2003-04
James Donaldson	Heacham, England	2	1991-92	Pablo Prigioni	Rio Tercero, Argentina	1	2013-14
Patrick Ewing	Kingston, Jamaica	15	1985-00	Anthony Randolph	Worzbach, Germany	1	2010-11
Fred Frey	Germany	1	1946-47	Sergio Rodriguez	Tenerife, Spain	1	2009-10
Dan Gadzuric	Den Haag, Holland	1	2011-12	Cheikh Samb	Dakar, Senegal	1	2008-09
Daniilo Gallinari	Milan, Italy	3	2009-11	Mouhamed Sene	Thies, Senegal	1	2008-09
Stewart Granger	Montreal, Canada	1	1986-87	Bruno Sundov	Split, Croatia	2	2003-05
Stuart Gray	Panama Canal Zone	2	1989-91	Cezary Trybanski	Warsaw, Poland	1	2003-04
Ernie Grunfeld	Satu-Mare, Romania	4	1982-86	Ronny Turiaf	Fort-de-France, Martinique	1	2010-11
Jerome Jordan	Kingston, Jamaica	1	2011-12	Mirsad Turkcan	Novi Pazar, Yugoslavia	1	1999-00
Lee Knorek	Warsaw, Poland	3	1946-49	Ernie Vandeweghe	Montreal, Canada	6	1949-55
Luc Longley	Melbourne, Australia	1	2000-01	Kiki Vandeweghe	Weisbaden, West Germany	4	1988-92
Darko Milicic	Novi Sad, Serbia	1	2009-10				
Timofey Mozgov	St. Petersburg, Russia	1	2010-11				

FAMOUS FIRSTS AND LASTS

First Game	at Toronto, Nov. 1, 1946
First Starting Lineup	Guards: Ralph Kaplowitz and Leo Gottlieb Forwards: Ossie Schectman and Stan Stutz Center: Forest (Jake) Weber
First Win	Knicks 68, Huskies 66 at Toronto, Nov. 1, 1946
First Loss	Stags 63, Knicks 47 at Chicago, Nov. 2, 1946 (game no. 2)
First Overtime Game	Chicago 78, Knicks 68 (OT) at MSG, Nov. 11, 1946
First Playoff Game	Rebels 77, Knicks 51 at Cleveland, Apr. 7, 1947
First Game at 49th Street Garden	Chicago 78, Knicks 68 (OT), Nov. 11, 1946 (a-17,205)
First Game at 69th Regiment Armory	Knicks 64, Pittsburgh 62 (OT), Nov. 16, 1946
First "Matinee" Game at MSG	Knicks 70, Boston 58, Dec. 20, 1947
First Pro Doubleheader at MSG	Chicago 107, Boston 82; Rochester 94, Knicks 89, Mar. 16, 1949 (a-13,195)
Last Game at 69th Regiment Armory	Jan. 16, 1960; New York 132, Cincinnati 106 (a-3,000)
Last Neutral Court Game	Buffalo 119, Knicks 97 at Toronto, Feb. 21, 1974
Last Game at 49th Street Garden	New York 115, Philadelphia 97, Feb. 10, 1968 (a-18,499)
Last Points at 49th Street Garden	Dick Barnett (FG) vs. Philadelphia with :05 left, Feb. 10, 1968
First Games at Present MSG	Boston 118, Detroit 96; New York 114, San Diego 102, Feb. 14, 1968 (a-17,639)
First Field Goals at Present MSG	First Game: Dave DeBusschere, Detroit Second Game: Walt Frazier, New York
First Radio Broadcast	Marty Glickman and Sarah Palfrey Cook on WHN at St. Louis, Nov. 7, 1946 Knicks 68, St. Louis Bombers 63 (game no. 3)
First 100+ Point Game, Team	Knicks 114, Providence 85, Dec. 6, 1947
First Non-Caucasian Player To Appear in a Regular Season Game	Wat Misaka (Utah), 1947
First African-American Player To Appear in Regular Season Game	Nat (Sweetwater) Clifton; first game Nov. 4, 1950 at Tri-Cities
First African-American Player To Practice in Training Camp	John Rucker (Bear Mountain 1950)
First 7-Footer	Walter Dukes, 1955-56
First Game with a 24-second clock	Knicks 94, Minneapolis 83 at MSG Oct. 30, 1954
First 50+ Point Game, Player	Richie Guerin (57) vs. Syracuse at MSG, Dec. 11, 1959
First Three-Point Field Goal	Jim Clemons at Detroit (4:15 left, 4th quarter), Oct. 18, 1979

Best Finishes

NY scores six points in final :16 to defeat Cincinnati at Cleveland, 106-105 (18th straight win), Nov. 28, 1969
 NY scores game's last 19 points (over last 5:11) to defeat Milwaukee, 87-86 at MSG, Nov. 18, 1972
 NY scores 35 of game's last 44 points in last 9:16 (including 20 points in a row) to defeat New Jersey, 105-96, at New Jersey, Jan. 4, 1989



Courtesy of Harry Gallatin

HOME AND SEASON OPENERS

OPENING NIGHT LINEUPS

Home Openers (35-32)				
Date	Opponent	Result	NYK-Opp	
Nov. 11, 1946	vs. Chicago	L	68-78	
Nov. 13, 1947	vs. Washington	W	80-65	
Nov. 11, 1948	vs. Minneapolis	L	68-77	
Nov. 10, 1949	vs. Indianapolis	L	79-83	
Nov. 9, 1950	vs. Indianapolis	L	73-85	
Nov. 10, 1951	vs. Minneapolis	L	73-89	
Nov. 1, 1952	vs. Baltimore	W	69-53	
Oct. 31, 1953	vs. Minneapolis	W	91-67	
Oct. 30, 1954	vs. Minneapolis	W	94-83	
Nov. 10, 1955	vs. Minneapolis	W	112-105	
Oct. 27, 1956	vs. Boston	L	112-115	
Oct. 26, 1957	vs. Boston	L	121-131	
Oct. 25, 1958	vs. Boston	W	127-125	
Oct. 24, 1959	vs. Philadelphia	L	109-118	
Oct. 20, 1960	vs. Cincinnati	L	105-113	
Oct. 19, 1961	vs. Chicago	W	120-103	
Oct. 16, 1962	vs. Chicago	W	121-119	
Oct. 17, 1963	vs. Baltimore	L	113-115	
Oct. 17, 1964	vs. L.A. Lakers	L	109-113	
Oct. 16, 1965	vs. Detroit	W	111-103	
Oct. 18, 1966	vs. L.A. Lakers	W	122-119	
Oct. 17, 1967	vs. San Francisco	W	124-122	
Oct. 15, 1968	vs. Chicago	L	96-100	
Oct. 14, 1969	vs. Seattle	W	126-101	
Oct. 13, 1970	vs. Boston	W	114-107	
Oct. 12, 1971	vs. Detroit	L	84-91	
Oct. 10, 1972	vs. Seattle	W	113-89	
Oct. 9, 1973	vs. Detroit	W	101-100	
Oct. 17, 1974	vs. New Orleans	W	89-74	
Oct. 23, 1975	vs. L.A. Lakers	L	101-104	
Oct. 21, 1976	vs. L.A. Lakers	W	102-97	
Oct. 18, 1977	vs. Kansas City	W	120-113	
Oct. 13, 1978	vs. Houston	L	107-111	
Oct. 13, 1979	vs. Washington	W	125-118	
Oct. 11, 1980	vs. Milwaukee	W	114-109	
Oct. 31, 1981	vs. Indiana	L	99-106	
Oct. 29, 1982	vs. Philadelphia	L	89-104	
Oct. 29, 1983	vs. Washington	W	100-97	
Oct. 27, 1984	vs. Detroit	W	137-118	
Oct. 26, 1985	vs. Philadelphia	L	89-99	
Nov. 1, 1986	vs. Chicago	L	103-108	
Nov. 9, 1987	vs. Boston	L	87-96	
Nov. 8, 1988	vs. Chicago	W	125-117	
Nov. 4, 1989	vs. Miami	W	119-99	
Nov. 3, 1990	vs. Boston	L	103-106	
Nov. 5, 1991	vs. Milwaukee	W	113-85	
Nov. 7, 1992	vs. Philadelphia	W	89-85	
Nov. 9, 1993	vs. Philadelphia	W	95-86	
Nov. 8, 1994	vs. L.A. Lakers	W	117-113	
Nov. 7, 1995	vs. Phoenix	L	94-102	
Nov. 3, 1996	vs. Charlotte	W	113-86	
Nov. 2, 1997	vs. Detroit	L	86-94	
Feb. 7, 1999	vs. Miami	L	79-83	
Nov. 2, 1999	vs. Cleveland	W	92-84	
Oct. 31, 2000	vs. Philadelphia	L	72-101	
Oct. 30, 2001	vs. Washington	W	93-91	
Nov. 2, 2002	vs. Boston	L	107-117	
Oct. 29, 2003	vs. Orlando	L	83-85	
Nov. 6, 2004	vs. Boston	L	73-107	
Nov. 4, 2005	vs. Washington	L	75-86	
Nov. 4, 2006	vs. Indiana	L	109-95	
Nov. 4, 2007	vs. Minnesota	W	97-93	
Oct. 29, 2008	vs. Miami	W	120-115	
Oct. 31, 2009	vs. Philadelphia	L	127-141	
Oct. 30, 2010	vs. Portland	W	95-100	
Dec. 25, 2011	vs. Boston	W	106-104	
Nov. 2, 2012	vs. Miami	W	104-84	

Season Openers (40-27)				
Date	Opponent	Result	NYK-Opp	
Nov. 1, 1946	at Toronto	W	68-66	
Nov. 13, 1947	vs. Washington	W	80-65	
Nov. 3, 1948	at Fort Wayne	W	80-76	
Nov. 1, 1949	at Chicago	W	89-87	
Nov. 4, 1950	at Tri-Cities	L	76-87	
Nov. 3, 1951	at Milwaukee	W	68-66	
Nov. 1, 1952	vs. Baltimore	W	69-53	
Oct. 31, 1953	vs. Minneapolis	W	91-67	
Oct. 30, 1954	vs. Minneapolis	W	94-83	
Nov. 5, 1955	at Rochester	W	100-98	
Oct. 27, 1956	vs. Boston	L	112-115	
Oct. 23, 1957	vs. St. Louis at Det.	W	112-95	
Oct. 25, 1958	vs. Boston	W	127-125	
Oct. 24, 1959	vs. Philadelphia	L	109-118	
Oct. 20, 1960	vs. Cincinnati	L	105-113	
Oct. 19, 1961	vs. Chicago	W	120-103	
Oct. 16, 1962	vs. Chicago	W	121-119	
Oct. 17, 1963	vs. Baltimore	L	113-115	
Oct. 17, 1964	vs. L.A. Lakers	L	109-113	
Oct. 16, 1965	vs. Detroit	W	111-103	
Oct. 15, 1966	at Philadelphia	L	112-128	
Oct. 17, 1967	vs. San Francisco	W	124-122	
Oct. 15, 1968	vs. Chicago	L	96-100	
Oct. 14, 1969	vs. Seattle	W	126-101	
Oct. 13, 1970	vs. Boston	W	114-107	
Oct. 12, 1971	vs. Detroit	L	84-91	
Oct. 10, 1972	vs. Seattle	W	113-89	
Oct. 9, 1973	vs. Detroit	W	101-100	
Oct. 17, 1974	vs. New Orleans	W	89-74	
Oct. 23, 1975	vs. L.A. Lakers	L	101-104	
Oct. 21, 1976	vs. L.A. Lakers	W	102-97	
Oct. 18, 1977	vs. Kansas City	W	120-113	
Oct. 13, 1978	vs. Houston	L	107-111	
Oct. 12, 1979	at Atlanta	L	104-121	
Oct. 11, 1980	vs. Milwaukee	W	114-109	
Oct. 30, 1981	at New Jersey	W	103-99	
Oct. 29, 1982	vs. Philadelphia	L	89-104	
Oct. 28, 1983	at Cleveland	W	113-106	
Oct. 27, 1984	vs. Detroit	W	137-118	
Oct. 26, 1985	vs. Philadelphia	L	89-99	
Oct. 31, 1986	at New Jersey	L	97-108	
Nov. 6, 1987	at Detroit	L	99-110	
Nov. 4, 1988	at Boston	L	115-122	
Nov. 3, 1989	at Detroit	L	103-106	
Nov. 2, 1990	at Charlotte	W	134-130	
Nov. 1, 1991	at Orlando	L	96-106	
Nov. 6, 1992	at Atlanta	W	106-94	
Nov. 5, 1993	at Boston	W	111-108	
Nov. 4, 1994	at Boston	W	120-107	
Nov. 3, 1995	at Detroit	W	106-100	
Nov. 1, 1996	at Toronto	W	107-99	
Oct. 31, 1997	at Charlotte	W	97-85	
Feb. 5, 1999	at Orlando	L	85-93	
Nov. 2, 1999	vs. Cleveland	W	92-84	
Oct. 31, 2000	vs. Philadelphia	L	72-101	
Oct. 30, 2001	vs. Washington	W	93-91	
Oct. 30, 2002	at Detroit	L	77-86	
Oct. 29, 2003	vs. Orlando	L	83-85	
Nov. 3, 2004	at Minnesota	L	93-99	
Nov. 2, 2005	at Boston	L	100-114	
Nov. 1, 2006	at Memphis	W	118-117	
Nov. 2, 2007	at Cleveland	L	106-110	
Oct. 29, 2008	vs. Miami	W	120-115	
Oct. 28, 2009	at Miami	L	93-115	
Oct. 27, 2010	at Toronto	W	98-93	
Dec. 25, 2011	vs. Boston	W	106-104	
Nov. 1, 2012	vs. Miami	W	104-84	

Season	Guard	Guard	Forward	Forward	Center
1946-47	Ralph Kaplowitz	Hank Rosenstein	Stan Stutz	Ossie Schectman	Forest Weber
1947-48	Bud Stutz	Carl Braun	Bud Palmer	Tommy Byrnes	Dick Holub
1948-49	Ray Kuka	Goebel Ritter	Carl Braun	Tommy Byrnes	Irv Rothenberg
1949-50	Dick McGuire	Goebel Ritter	Vince Boryla	Bill van Breda Kolff	Harry Gallatin
1950-51	Max Zaslofsky	Ray Lump	Vince Boryla	Ray Ellefson	Harry Gallatin
1951-52	Max Zaslofsky	Ernie Vandeweghe	Vince Boryla	Harry Gallatin	Connie Simmons
1952-53	Dick Bunt	Carl Braun	Vince Boryla	Harry Gallatin	Ralph Polson
1953-54	Dick McGuire	Carl Braun	Vince Boryla	Harry Gallatin	Connie Simmons
1954-55	Dick McGuire	Jim Baechtold	Carl Braun	Harry Gallatin	Ray Felix
1955-56	Dick McGuire	Jim Baechtold	Carl Braun	Nat Clifton	Ray Felix
1956-57	Ron Sobie	Gary Bergen	Carl Braun	Kenny Sears	Ray Felix
1957-58	Ron Sobie	Carl Braun	Phil Jordon	Charlie Tyra	Ray Felix
1958-59	Richie Guerin	Carl Braun	Willie Naulls	Guy Sparrow	Kenny Sears
1959-60	Richie Guerin	Carl Braun	Willie Naulls	Kenny Sears	Charlie Tyra
1960-61	Richie Guerin	Bob McNeill	Willie Naulls	Kenny Sears	Charlie Tyra
1961-62	Richie Guerin	Whitey Martin	Willie Naulls	Johnny Green	Phil Jordon
1962-63	Richie Guerin	Gene Shue	Willie Naulls	Johnny Green	Paul Hogue
1963-64	Richie Guerin	Art Heyman	John Rudometkin	Johnny Green	Bob Nordmann
1964-65	Howard Komives	Johnny Egan	Johnny Green	Bob Boozer	Willis Reed
1965-66	Howard Komives	Dick Barnett	Johnny Green	Jim Barnes	Len Chappell
1966-67	Howard Komives	Emmette Bryant	Dick Van Arsdale	Willis Reed	Walt Bellamy
1967-68	Fred Crawford	Dick Barnett	Dick Van Arsdale	Willis Reed	Walt Bellamy
1968-69	Howard Komives	Dick Barnett	Cazzie Russell	Willis Reed	Walt Bellamy
1969-70	Walt Frazier	Dick Barnett	Bill Bradley	Dave DeBusschere	Willis Reed
1970-71	Walt Frazier	Dick Barnett	Bill Bradley	Dave DeBusschere	Willis Reed
1971-72	Walt Frazier	Dick Barnett	Jerry Lucas	Dave DeBusschere	Willis Reed
1972-73	Walt Frazier	Earl Monroe	Bill Bradley	Dave DeBusschere	Jerry Lucas
1973-74	Walt Frazier	Dean Meminger	Bill Bradley	Dave DeBusschere	Willis Reed
1974-75	Earl Monroe	Henry Bibby	Bill Bradley	Phil Jackson	John Gianelli
1975-76	Walt Frazier	Earl Monroe	Bill Bradley	Mel Davis	John Gianelli
1976-77	Walt Frazier	Earl Monroe	Jim McMillian	John Gianelli	Spencer Haywood
1977-78	Earl Monroe	Butch Beard	Jim McMillian	Spencer Haywood	Lonnie Shelton
1978-79	Jim Clemons	Butch Beard	Glen Gondrezick	Bob McAdoo	Marvin Webster
1979-80	Michael Ray Richardson	Ray Williams	Toby Knight	Joe C. Meriweather	Bill Cartwright
1980-81	Michael Ray Richardson	Ray Williams	Campy Russell	Sly Williams	Marvin Webster
1981-82	Michael Ray Richardson	Mike Newlin	Campy Russell	Maurice Lucas	Marvin Webster
1982-83	Ed Sherod	Paul Westphal	Bernard King	Truck Robinson	Bill Cartwright
1983-84	Rory Sparrow	Bernard King	Bernard King	Truck Robinson	Bill Cartwright
1984-85	Rory Sparrow	Trent Tucker	Bernard King	Ken Bannister	Pat Cummings
1985-86	Rory Sparrow	Gerald Wilkins	Gerald Wilkins	Pat Cummings	Patrick Ewing
1986-87	Rory Sparrow	Gerald Wilkins	Kenny Walker	Bill Cartwright	Patrick Ewing
1987-88	Gerald Henderson	Gerald Wilkins	Kenny Walker	Pat Cummings	Patrick Ewing
1988-89	Mark Jackson	Gerald Wilkins	Johnny Newman	Charles Oakley	Patrick Ewing
1989-90	Mark Jackson	Gerald Wilkins	Johnny Newman	Charles Oakley	Patrick Ewing
1990-91	Mark Jackson	Gerald Wilkins	Kiki Vandeweghe	Charles Oakley	Patrick Ewing
1991-92	Mark Jackson	Gerald Wilkins	Xavier McDaniel	Charles Oakley	Patrick Ewing
1992-93	Doc Rivers	John Starks	Tony Campbell	Charles Oakley	Patrick Ewing
1993-94	Doc Rivers	John Starks	Charles Smith	Charles Oakley	Patrick Ewing
1994-95	Derek Harper	John Starks	Charles Smith	Charles Oakley	Patrick Ewing
1995-96	Derek Harper	John Starks	Hubert Davis	Anthony Mason	Patrick Ewing
1996-97	Charlie Ward	Allan Houston	Larry Johnson	Buck Williams	Patrick Ewing
1997-98	Charlie Ward	Allan Houston	Larry Johnson	Charles Oakley	Patrick Ewing
1998-99	Charlie Ward	Allan Houston	Latrell Sprewell	Larry Johnson	Patrick Ewing
1999-00	Charlie Ward	Allan Houston	Latrell Sprewell	Larry Johnson	Marcus Camby
2000-01	Charlie Ward	Allan Houston	Latrell Sprewell	Larry Johnson	Marcus Camby
2001-02	Mark Jackson	Allan Houston	Latrell Sprewell	Kurt Thomas	Felton Spencer
2002-03	Charlie Ward	Allan Houston	Shandon Anderson	Othella Harrington	Kurt Thomas
2003-04	Charlie Ward	Allan Houston	Keith Van Horn	Kurt Thomas	Dikembe Mutombo
2004-05	Stephon Marbury	Jamal Crawford	Tim Thomas	Kurt Thomas	Nazr Mohammed
2005-06	Stephon Marbury	Quentin Richardson	Matt Barnes	Antonio Davis	Eddy Curry
2006-07	Stephon Marbury	Steve Francis	Quentin Richardson	Channing Frye	Eddy Curry
2007-08	Stephon Marbury	Jamal Crawford	Quentin Richardson	Zach Randolph	Eddy Curry
2008-09	Chris Duhon	Jamal Crawford	Quentin Richardson	David Lee	Zach Randolph
2009-10	Chris Duhon	Wilson Chandler	Al Harrington	Jared Jeffries	David Lee
2010-11	Raymond Felton	Landry Fields	Danilo Gallinari	Amar'e Stoudemire	Timofey Mozgov
2011-12	Toney Douglas	Landry Fields	Carmelo Anthony	Amar'e Stoudemire	Tyson Chandler
2012-13	Raymond Felton	Jason Kidd	Ronnie Brewer	Carmelo Anthony	Tyson Chandler

WHEN WAS THE LAST TIME...

NAISMITH MEMORIAL BASKETBALL HALL OF FAME

Knicks Individual

Complete Regulation Game.....	Jared Jeffries at Washington, Jan. 30, 2010
Complete Single Overtime Game.....	Walt Frazier vs. Golden State, Nov. 11, 1972
Complete Double Overtime Game.....	Walt Frazier at Philadelphia Jan. 22, 1969
50+ Points.....	Carmelo Anthony at Miami, Apr. 2, 2013 (50)
40+ Points.....	Carmelo Anthony vs. Milwaukee, Apr. 5, 2013 (41)
20+ Rebounds.....	Tyson Chandler vs. Golden State, Feb. 27, 2013 (28)
15+ Assists.....	Raymond Felton vs. Washington, Jan. 24, 2011 (15)
40-20 Game.....	Patrick Ewing vs. L.A. Clippers, Jan. 7, 1990 (44 pts, 22 reb)
30-20.....	David Lee at Golden State, Apr. 2, 2010 (37 pts, 20 reb)
20-20 Game.....	David Lee at Golden State, Apr. 2, 2010 (37 pts, 20 reb)
Back-to-Back 40+ Point Games.....	Carmelo Anthony, Apr. 3 & 5, 2013 (40 at ATL, 41 vs. MIL)
Buzzer-Beater.....	J.R. Smith at Phoenix, Dec. 26, 2012 (Won, 99-97)

Knicks Team

Nine Double Figure Scorers.....	Feb. 23, 1989 vs. Charlotte Ewing 28, Jackson 20, Oakley 15, Green 14, Tucker 12, G. Wilkins 12, Strickland 11, Newman 11, Walker 10
Eight Double Figure Scorers.....	November 15, 1997 vs. Sacramento Starks 19, Ewing 17, Johnson 14, Houston 14, Mills 14, Oakley 11, Ward 11, Childs 10
Seven Double Figure Scorers.....	Nov. 5, 2012 at Philadelphia Anthony 21, Smith 17, Felton 16, Chandler 14, Brewer 13, Prigioni 11, Wallace 10
Four 20+ Scorers.....	Apr. 17, 2012 vs. Boston (Anthony 35, Novak 25, Smith 25, Chandler 20)
Three 20+ Scorers.....	Mar. 6, 2013 at Detroit (Felton 26, Stoudemire 22, Smith 20)
Two 30+ Scorers.....	Apr. 12, 2013 at Cleveland (Anthony 31, Smith 31)
Two 40+ Scorers.....	Never accomplished
Four Double Figure Rebounders.....	Dec. 12, 1996 vs. Golden State Ewing 20, Oakley 11, B. Williams 11, Johnson 10
Two Players, 10+ Assists.....	Dec. 2, 2002 vs. Cleveland Sprewell 11, Easley 10
20-Point Run.....	Mar. 28, 2012 vs. Orlando (21 straight points over 5:47 span, third quarter)
Comeback From 20+ Point Deficit.....	Mar. 4, 2013 at Cleveland (Trailed by 22 points, 30-52, in second. Won, 102-97)

Opponents Individual/Team

50+ Points.....	Stephen Curry vs. Golden State, Feb. 27, 2013 (54)
40+ Points.....	Stephen Curry vs. Golden State, Feb. 27, 2013 (54)
30+ Rebounds.....	Kevin Love at Minnesota, Nov. 12, 2010 (30)
20+ Rebounds.....	Kevin Love at Minnesota, Mar. 4, 2012 (21)
20+ Assists.....	Rajon Rondo at Boston, Mar. 4, 2012 (20)
20 Point-20 Rebound Game.....	Kevin Love at Minnesota, Nov. 12, 2010 (31 pts, 31 reb)
Comeback From 20+ Point Deficit.....	at Minnesota, Nov. 12, 2010 Knicks led 78-57 in third quarter. Timberwolves won, 112-103

Knicks Miscellaneous

Triple OT Game.....	Dec. 27, 2006 vs. Detroit (won, 151-145)
Double OT Game.....	Jan. 21, 2012 vs. Denver (lost, 119-114)
Back-To-Back OT Games.....	Oct. 30 & Oct. 31, 2009 Lost at Charlotte, 102-100; lost vs. Philadelphia, 141-127
Three Games in Three Days.....	Feb. 2, 3, 4, 2012 lost Chicago, 105-102; lost at Boston, 91-89; beat New Jersey, 99-92
Three Wins in Three Days.....	Mar. 14-15-16, 1999 Beat Charlotte, 94-86; won at Milwaukee, 108-102; beat Clippers, 113-89 Note: Prior to 1998-99 season, last time Knicks played three-in-three was Mar. 14-15-16, 1985 last time Knicks won three-in-three was Feb. 6-7-8, 1981
Player Ejected.....	Marcus Camby vs. Memphis, Mar. 27, 2013 (second technical foul)
Head Coach Ejected.....	Mike Woodson vs. Chicago, Dec. 21, 2013 (second technical foul)



Walt Bellamy
Knicks Player 1965-69
Enshrined as a player in 1993




Bill Bradley
Knicks Player 1967-77
Enshrined as a player in 1983



Dave DeBuscherre
Knicks Player 1968-74
VP & Director of Operations 1982-86
Enshrined as a player in 1993



Patrick Ewing
Knicks Player 1985-2000
Enshrined as a player in 2008



Walt Frazier
Knicks Player 1967-77
Broadcaster 1989-Present
Enshrined as a player in 1987



Harry Gallatin
Knicks Player 1948-57
Head Coach 1965
Enshrined as a player in 1991



Tom Gola
Knicks Player 1962-66
Enshrined as a player in 1976




Richie Guerin
Knicks Player 1956-1963
Enshrined as a player in 2013



Red Holzman
Assistant Coach 1957-67
Head Coach 1967-77, 1978-82
General Manager 1970-75
Enshrined as a coach in 1986



Ned Irish
Founder & President 1946-74
Enshrined as a contributor in 1964



Bernard King
Knicks Player 1982-1987
Enshrined as a player in 2013




Joe Lapchick
Head Coach 1947-56
Enshrined as a coach in 1966




Jerry Lucas
Knicks Player 1971-74
Enshrined as a player in 1980



Slater Martin
Knicks Player 1956-57
Enshrined as a player in 1982



Bob McAdoo
Knicks Player 1976-79
Enshrined as a player in 2000



Dick McGuire
Knicks Player 1949-57
Head Coach 1965-67
Chief Scout & Ass. Coach 1967-78
Dir. of Scouting Serv. 1978-04
Sr. Basketball Consultant 2004-10
Enshrined as a player in 1993



Rick Pitino
Head Coach 1987-1989
Enshrined as a coach in 2013



Earl Monroe
Knicks Player 1971-80
Enshrined as a player in 1990



Willis Reed
Knicks Player 1964-74
Head Coach 1977-78
Special Basketball Advisor 2003-04
Enshrined as a player in 1982



Pat Riley
Head Coach 1991-95
Enshrined as a coach in 2008

Other notable Hall-of-Famers affiliated with the New York Knicks:

Kareem Abdul-Jabbar (Scout 2003-2004), enshrined as a player in 1995	Don Nelson (Head Coach 1995-1996), enshrined as a coach in 2012
Hubie Brown (Head Coach 1982-1986), enshrined as a contributor in 2005	Isiah Thomas (President of Basketball Operations 2003-2006, Head Coach 2006-2008), enshrined as a player in 2000
Larry Brown (Head Coach 2005-2006), enshrined as a coach in 2002	Lenny Wilkens (Head Coach 2004-2005), enshrined as a player in 1989 and as a coach in 1998
Phil Jackson (Player 1967-1978), enshrined as a coach in 2007	
Al McGuire (Knicks Player 1951-1954), enshrined as a coach in 1992	

CURT GOWDY MEDIA AWARD

Individual	Category	Year	Individual	Category	Year
Curt Gowdy	Electronic	1990	Leonard Koppett	Print	1994
Marty Glickman	Electronic	1991	Marv Albert	Electronic	1997
Sam Goldaper	Print	1992	Hubie Brown	Electronic	2000
Leonard Lewin	Print	1993	Dick Stockton	Electronic	2001
Johnny Most	Electronic	1993	Bob Wolff	Electronic	2008

ALL-TIME TOP DRAFT PICKS

ALL-TIME TOP DRAFT PICKS

Rd	Pick	Player	2013	College
1	24	Tim Hardaway Jr.	Michigan	
2012				
2	48	Kostas Papanikolaou	Greece	
2011				
1	17	Iman Shumpert	Georgia Tech	
2010				
2	38	Andy Rautins	Syracuse	
2	39	Landry Fields	Stanford	
2009				
1	8	Jordan Hill	Arizona	
2008				
1	6	Danilo Gallinari	Italy	
2007				
1	23	Wilson Chandler	DePaul	
2006				
1	20	Renaldo Balkman	South Carolina	
1	29	Mardy Collins	Temple	
2005				
1	8	Channing Frye	Arizona	
1	30	David Lee	Florida	
2	54	Dijon Thompson	UCLA	
2004				
2	43	Trevor Ariza	UCLA	
2003				
1	9	Michael Sweetney	Georgetown	
2	30	Maciej Lampe	Poland	
2	39	Slavko Vranes	Montenegro	
2002				
1	7	Maybner Hilario	Brazil	
2	36	Milos Vujanic	Croatia	
2001				
2	39	Michael Wright	Arizona	
2	43	Eric Chenoweth	Kansas	
2000				
1	22	Donnell Harvey	Florida	
2	39	Lavor Postell	St. John's (NY)	
1999				
1	15	Frederic Weis	France	
2	46	J.R. Koch	Iowa	
1998				
2	38	DeMarco Johnson	UNC-Charlotte	
2	44	Sean Marks	California	
1997				
1	25	John Thomas	Minnesota	
1996				
1	18	John Wallace	Syracuse	
1	19	Walter McCarty	Kentucky	
1	21	Dontae Jones	Mississippi State	
1995				
No selections				
1994				
1	24	Monty Williams	Notre Dame	
1	26	Charlie Ward	Florida State	

Rd	Pick	Player	1993	College
No selections				
1992				
1	20	Hubert Davis	North Carolina	
1991				
1	12	Greg Anthony	Nevada-Las Vegas	
1990				
1	17	Jerrold Mustaf	Maryland	
1989				
2	50	Brian Quinnett	Washington State	
1988				
1	19	Rod Strickland	DePaul	
2	37	Greg Butler	Stanford	
3	69	Phil Stinnie	Virginia Commonwealth	
1987				
1	18	Mark Jackson	St. John's (NY)	
2	25	Ron Moore	West Virginia State	
3	49	Jerome Batiste	McNeese State	
4	71	Mike Morgan	Drake	
5	95	Glen Clem	Vanderbilt	
1986				
1	5	Kenny Walker	Kentucky	
2	47	Michael Jackson	Georgetown	
4	71	Calvin Thompson	Kansas	
5	94	Jerome Mincy	Alabama-Birmingham	
6	117	Mark Wade	Michigan	
1985				
1	1	Patrick Ewing	Georgetown	
2	47	Gerald Wilkins	Tenn.-Chattanooga	
4	73	Fred Cofield	Eastern Michigan	
5	96	Mike Schlegel	VA. Commonwealth	
6	119	Kent Lockhart	Texas-El Paso	
1984				
3	64	Curtis Green	Southern Mississippi	
4	87	Bob Thornton	California-Irvine	
6	133	Eddie Lee Wilkins	Gardner-Webb	
7	156	Ken Bannister	St. Augustine	
8	179	Ricky Tunstall	Youngstown State	
1983				
1	12	Darrell Walker	Arkansas	
4	82	Mark Jones	St. Bonaventure	
5	105	Troy Lee Mikell	E. Tennessee State	
6	128	Tony Simms	Boston University	
7	151	Desi Barmore	Fresno State	
1982				
1	6	Trent Tucker	Minnesota	
2	29	Scott Hastings	Arkansas	
2	34	Vince Taylor	Duke	
3	52	Dan Caldwell	Washington	
3	57	Craig Tucker	Illinois	
1981				
2	40	Greg Cook	Louisiana State	
3	57	Frank Brickowski	Penn State	
3	63	Wayne McCoy	St. John's (NY)	
4	86	Alex Bradley	Villanova	
5	109	Jim Wright	Rhode Island	

Rd	Pick	Player	1980	College
1	12	Mike Woodson	Indiana	
2	36	DeWayne Scales	Louisiana State	
3	58	Kurt Rambis	Santa Clara	
4	82	Joe Chmelich	Wisconsin	
5	104	William Carey	Albright	
1979				
1	3	Bill Cartwright	San Francisco	
1	9	Larry Demic	Arizona	
1	21	Sly Williams	Rhode Island	
2	27	Reggie Carter	St. John's (NY)	
2	34	Kim Goetz	San Diego State	
1978				
1	4	Michael Ray Richardson	Montana	
2	32	John Rudd	McNeese State	
2	34	Greg Bunch	Cal State - Fullerton	
3	55	Marc Iavaroni	Virginia	
4	79	Erving Giddings	Dayton	
1977				
1	10	Ray Williams	Minnesota	
2	26	Glen Gondrezick	Nevada-Las Vegas	
3	32	Toby Knight	Notre Dame	
3	54	Lloyd McMillian	Long Beach State	
4	76	Steve Hayes	Idaho State	
1976				
2	25	Lonnie Shelton	Oregon State	
3	41	John McGill	Alcorn State	
4	57	Rich Bullock	Texas Tech	
5	76	Beaver Smith	St. John's (NY)	
6	93	Joe Jones	Grambling	
1975				
1	9	Eugene Short	Jackson State	
2	26	Luther Burden	Utah	
3	46	John Ramsey	Seton Hall	
4	63	David Vaughn	Oral Roberts	
5	80	Don Washington	North Carolina	
1974				
2	32	Jesse Dark	VA. Commonwealth	
3	50	Rudy Jackson	Hutchinson JC	
4	68	Roy Ebron	Southwest Louisiana	
5	86	Greg Jackson	Guilford	
6	104	Terry Mikan	St. Thomas	
1973				
1	14	Mel Davis	St. John's (NY)	
2	28	Pat McFarland	St. Joseph's	
3	49	Allie McGuire	Marquette	
4	66	George Karl	North Carolina	
5	83	Dennis Bell	Drake	
1972				
1	8	Tom Riker	South Carolina	
3	41	Ansley Truitt	California	
4	58	Henry Bibby	UCLA	
5	74	Bob Ford	Purdue	
6	91	Greg Cleuss	St. John's (NY)	
1971				
1	16	Dean Meminger	Marquette	
2	34	Gregg Northington	Alabama State	
3	50	Ken Mayfield	Tuskegee	
4	67	Steve Niles	Texas A&M	
6	101	Bill Mainor	Fordham	

Rd	Pick	Player	1970	College
1	17	Mike Price	Illinois	
2	34	Howie Wright	Austin Peay	
3	51	Al Williams	Drake	
4	68	John Maren	Manhattan	
5	85	Jim Oxley	Army	
1969				
1	11	John Warren	St. John's (NY)	
2	26	Bill Bunting	North Carolina	
3	40	Ed Mast	Temple	
4	54	Elardo Webster	St. Peter's	
5	68	Gene Littles	High Point	
1968				
1	10	Bill Hosket	Ohio State	
3	30	Don May	Dayton	
4	44	Warren Armstrong	Wichita State	
5	58	Hal Booker	Cheney State	
6	72	Brian Brunkhorst	Marquette	
1967				
1	5	Walt Frazier	Southern Illinois	
2	17	Phil Jackson	North Dakota	
3	24	Gary Gregor	South Carolina	
4	36	Keith Swagerty	Pacific	
5	48	Barry Leibowitz	Long Island	
1966				
1	1	Cazzie Russell	Michigan	
2	11	Henry Akin	Morehead State	
3	21	Stewart Johnson	Murray State	
4	31	Lee DeFore	Auburn	
5	41	Ron Jackson	Clark	
1965				
1	T	Bill Bradley	Princeton	
2	7	Dave Stallworth	Wichita State	
2	10	Hal Blevins	Arkansas A&M	
3	15	Dick Van Arsdale	Indiana	
4	24	Barry Clemens	Ohio Wesleyan	
1964				
1	1	Jim Barnes	Texas Western	
2	8	Willis Reed	Grambling	
2	13	Howard Komives	Bowling Green	
3	17	Brian Generalovich	Pittsburgh	
4	26	Fred Crawford	St. Bonaventure	
1963				
1	1	Art Heyman	Duke	
2	9	Jerry Harkness	Loyola (IL)	
3	18	Bill O'Connor	Canisius	
4	27	Nate Cloud	Delaware	
5	36	Joe McDermott	Belmont Abbey	
1962				
1	2	Paul Hogue	Cincinnati	
2	9	John Rudometkin	USC	
3	18	Bobby Rascoe	Western Kentucky	
4	27	Cliff Luyk	Florida	
5	36	Bob Burgess	Marshall	
1961				
1	2	Tom Stith	St. Bonaventure	
2	10	Whitey Martin	St. Bonaventure	
3	24	Tony Jackson	St. John's (NY)	
4	33	George Blaney	Holy Cross	
5	42	Bill Smith	St. Peter's	

Rd	Pick	Player	1960	College
1	3	Darrall Imhoff	California	
2	10	Dave Budd	Wake Forest	
2	11	Kelly Coleman	Kentucky Wesleyan	
3	19	Bob McNeill	St. Joseph's (PA)	
5	35	Charles McNeil	Maryland	
1959				
1	6	Johnny Green	Michigan State	
3	22	Bob Anderegg	Michigan State	
4	30	Johnny Cox	Michigan State	
5	38	Herb Busch	Virginia	
6	46	Bucky McDonald	Geo. Washington	
1958				
1	3	Mike Farmer	San Francisco	
1	4	Pete Brennan	North Carolina	
2	12	Joe Quigg	North Carolina	
3	19	John Lee	Yale	
4	25	John Cox	Kentucky	
1957				
1	5	Brendan McCann	St. Bonaventure	
2	13	Larry Friend	California	
3	21	Gary Clark	Syracuse	
4	29	Rayford Wells	Lenoir Rhyne	
5	37	Lee Marshall	Washington & Lee	
1956				
1	4	Ronnie Shavlik	North Carolina State	
2	11	Gary Bergen	Utah	
3	21	Jerry Harper	Alabama	
4	31	Ronnie Mayer	Duke	
5	41	Joe Sexton	Purdue	
1955				
1	5	Ken Sears	Santa Clara	
2	13	Jerry Mullen	San Francisco	
3	21	Guy Sparrow	Detroit	
4	29	Ed Cole	Creighton	
5	37	Denver Brackeen	Mississippi	
1954				
1	8	Jack Turner	Western Kentucky	
2	17	Richie Guerin	Iona	
3	26	Don Anielak	SW Missouri	
4	35	Don Lange	Navy	
5	44	Jesse Priscock	Kansas State	
6	53	Ron Rivers	Wyoming	
7	62	Solly Walker	St. John's	
1953				
1	8	Walter Dukes	Seton Hall	
2	17	Buddy Ackerman	Long Island	
3	26	Neil Gordon	Furman	
4	35	Tom Bishop	Mississippi Southern	
5	44	Robert Santini	Iona	
1952				
1	6	Ralph Polson	Whitworth	
2	15	Roy Belliveau	Seton Hall	
3	24	Dick Bunt	New York University	
4	33	Bert Cook	Utah State	
5	42	Ben Gibson	St. Mary's (CA)	
6	51	Bud Julian	SW Missouri State	
7	60	Paul Sullivan	Alabama	
8	69	Dick Surhoff	Long Island	

Rd	Pick	Player	1951	College
1	6	Ed Smith	Harvard	
2	16	Roland Minson	Brigham Young	
3	26	Joe Luchi	Cincinnati	
4	36	Lloyd Sanstrom	St. Thomas	
5	46	Tom Smith	St. Peter's	
6	56	Al McGuire	St. John's (NY)	
1950				
1	7	Irwin Dambrot	CCNY	
2	16	Herb Scherer	Long Island	
3	25	Stan Weber	Bowling Green	
4	34	Joe Ossola	St. Louis	
5	43	Dick Barnes	San Diego State	
1949				
1	8	Dick McGuire	St. John's (NY)	
2	17	Harry Donovan	Muhlenberg	
3	26	Ernie Vandeweghe	Colgate	
4	35	Bill Kleine	Missouri Valley	
5	44	Don Bagley	Notre Dame	
1948				
1	4	Dolph Schayes	New York University	
2	13	Gene Berce	Marquette	
3	22	Leland Byrd	West Virginia	
4	31	Harry Gallatin	NE Missouri State	
5	40	Keith Grimes	East Central State	
6	49	Melvin McGaha	Arkansas	
7	58	Ed Peterson	Cornel	
8	67	Goebel Ritter		

NUMERICAL ROSTER

NUMERICAL ROSTER

Forty-nine different jersey numbers have been worn by 426 players in the franchise's 67-year history. Thirty-four players have worn more than one number, represented by a superscript. Years listed are the seasons the player wore that number.

No. 0

Larry Hughes.....2009-10

No. 1

Ken Bannister.....1984-86
Billy Donovan.....1987-88
Maurice Cheeks.....1989-91
Chris Childs.....1996-01
Anfernee Hardaway...2003-06
Steve Francis.....2006-07
Chris Duhon.....2008-10
Amar'e Stoudemire.....2010-13

No. 2

Rory Sparrow.....1982-88
Greg Anthony⁶⁰.....1991-92
Monty Williams.....1994-96
Larry Johnson.....1996-01
Keith Van Horn.....2003-04
Jamison Brewer.....2004-05
Maurice Taylor.....2004-06
Fred Jones.....2007-08
Tim Thomas².....2008-09
Nate Robinson⁴.....2009-10
Raymond Felton.....2010-11
Derrick Brown.....2010-11
Landry Fields⁶.....2011-12
Raymond Felton.....2012-13

No. 3

Bob Cluggish.....1946-47
Irv Rothenberg.....1948-49
Dick Bunt.....1952-53
Buddy Ackerman.....1953-54
Bob Knight.....1954-55
Brendan McCann.....1957-60
Phil Rollins.....1960-61
Al Butler.....1961-64
Dave Deutsch.....1966-67
Ken Green.....1985-86
Rick Carlisle.....1987-89
John Starks.....1990-98
Dennis Scott.....1998-99
Stephon Marbury.....2003-09
Tracy McGrady.....2009-10
Shawne Williams.....2010-11
Kenyon Martin.....2012-13

No. 4

Frido Frey.....1946-47
Nat Militzok.....1946-47
Carl Braun.....1947-50
1952-61
Art Heyman.....1963-65
Dick Van Arsdale⁸.....1965-66
Fred Crawford.....1966-68
Darrell Walker.....1983-86
Johnny Newman.....1987-90
Carlton McKinney.....1991-92
Anthony Bonner.....1993-95
Scott Brooks.....1996-97
Ben Davis.....1997-99
DeMarco Johnson.....1999-00
Howard Easley.....2001-04
DerMarr Johnson.....2004
Nate Robinson².....2005-09
J.R. Giddens.....2009-10
Anthony Randolph.....2010-11
Chauncey Billups.....2010-11
James White.....2012-13

No. 5

Ralph Kaplowitz.....1946-47
Frank Mangiapane.....1946-47
Paul Noel.....1947-50
Max Zaslofsky¹⁰.....1950-51
Jerry Fleishman.....1952-53
Bert Cook.....1954-55
Bob Santini.....1955-56
Guy Sparrow.....1957-58
Jack George.....1958-61
Doug Kistler.....1961-62
Gene Conley.....1962-64
Dick Van Arsdale⁴.....1966-68
Don May.....1968-70
Mike Price.....1970-72
Jim McMillian.....1976-78
Tim Thomas².....2003-05
Jalen Rose.....2005-06
Randolph Morris.....2007-08
Joe Crawford.....2008-09
Bill Walker.....2009-11
Jason Kidd.....2012-13

No. 6

Ossie Schectman.....1946-47
Sid Tannenbaum.....1947-49
Connie Simmons¹⁸.....1949-50
Ray Ellefson.....1950-51
George Kafan¹⁷.....1951-52
Ralph Polpp.....1952-53
Gene Shue²¹.....1954-55
Walter Dukes.....1955-56
Willie Naulls.....1956-63
Tom Gola.....1962-66
Mike Riordan.....1968-72
Tom Riker.....1972-75
Tom Barker.....1978-79
Trent Tucker.....1982-91
Charles Smith⁵⁴.....1985-96
Matt Fish.....1985-96
Mirsad Turkcan.....1998-00
Qyntel Woods.....2005-06
Landry Fields².....2010-12
Tyson Chandler.....2011-13

No. 7

Stan Stutz.....1946-48
Dick Shriver.....1948-49
Ray Lumpp.....1948-53
Gene Shue²¹.....1955-56
Slater Martin.....1956-57
Larry Friend.....1957-58
Jerry Bird.....1958-59
Bob McNeill.....1960-61
Whitey Martin.....1961-62
Jack Foley.....1962-63
Emmette Bryant.....1964-68
Dean Meminger.....1971-74
Greg Jackson.....1974-75
Dean Meminger.....1976-77
Butch Carter.....1984-86
Gerald Henderson.....1986-88
Kenny Walker²⁴.....1988-91
Kennard Winchester²⁰.....1991-92
Corey Gaines.....1993-94
Doug Christie²⁵.....1994-95
J.R. Reid.....1995-96
Chris Jent.....1996-97
Brooks Thompson.....1997-98
Lavor Postell.....2000-03
Channing Frye.....2005-07
Al Harrington.....2008-10
Carmelo Anthony.....2010-13

No. 8

Sonny Hertzberg.....1946-48
Mel McGaha.....1948-49
Nat Clifton¹⁸.....1951-57
Phil Jordan¹⁹.....1960-62
Mike Farmer.....1958-61
Tom Stith.....1962-63
Walt Bellamy.....1965-69
Dave DeBusschere²².....1968-69
Lonnie Shelton.....1976-78
Vince Taylor.....1982-83
Ronnie Cavenall.....1984-85
Brad Wright.....1986-87
Pete Myers.....1988-90
1997-98
Latrell Sprewell.....1998-03
Jermaine Jackson.....2004-05
Ime Udoka.....2005-06
Danilo Gallinari.....2008-11
J.R. Smith.....2011-13

No. 9

Leo Gottlieb.....1946-48
Ernie Vandeweghe¹⁸.....1949-54
Fred Christ.....1954-55
Bob Peterson.....1954-56
Richie Guerin.....1956-64
Bob Duffy.....1963-64
Dave Stallworth.....1965-67
1969-72
1974-75
Butch Beard.....1975-79
Randy Smith.....1981-82
Tony Campbell.....1992-94
Rick Brunson¹¹.....1998-99
Matt Barnes.....2005-06
Chris Wilcox.....2008-09
Jonathan Bender.....2009-10
Jared Jeffries²⁰.....2010-12
Pablo Prigioni.....2012-13

No. 10

Bob Fitzgerald.....1946-47
Bob Mullens.....1946-47
Goebel Ritter.....1948-51
Max Zaslofsky⁵.....1951-53
Jim Baechtold.....1953-57
Mel Hutchins.....1957-58
Dave Budd.....1960-65
Barry Clemens.....1965-66
Henry Akin.....1966-67
Walt Frazier.....1967-77
(# retired on Dec. 15, 1979)

No. 11

Forest Weber.....1946-47
Dick Holub.....1947-48
Harry Gallatin.....1948-57
Johnny Green.....1959-66
Neil Johnson.....1966-68
Jesse Dark.....1974-75
Bob McAdoo.....1976-79
Stewart Granger.....1986-87
Sedric Toney.....1987-88
Tony White.....1987-88
Rod Strickland.....1988-90
Derek Harper.....1993-96
Rick Brunson⁹.....1999-01
Jamal Crawford.....2004-08
Marcus Landry.....2009-10
Andy Rautins.....2010-11
Ronnie Brewer.....2012-13

No. 12

John Murphy.....1946-47
Hank Rosenstein.....1946-47
Ray Kuka.....1947-49
Vince Boryla.....1949-54
Don Anielak.....1954-55
Paul Hoffman.....1954-55
Kenny Sears²⁰.....1955-61
Cleveland Buckner.....1961-63
Bill McGill.....1963-64
Dick Barnett.....1963-64
(# retired on Mar. 10, 1990)

No. 13

Ray Williams.....1977-81
Ed Sherod.....1982-83
Ray Williams.....1983-84
Mark Jackson³¹.....1987-92
Anthony Bowie.....1997-98
Luc Longley.....2000-01
Mark Jackson³¹.....2001-02
Nazr Mohammed.....2003-05
Malik Rose.....2005-06
Jerome James²¹.....2006-09
Sergio Rodriguez.....2009-10
Shelden Williams.....2010-11

No. 14

Tommy Byrnes.....1946-49
Gene James.....1948-51
Sherwin Raiken.....1952-53
Ed Smith.....1953-54
Herman Hedrick.....1954-55
Ron Shavlik¹⁶.....1956-57
Charlie Tyra.....1957-61
Ed Burton.....1961-62
Paul Hogue.....1962-64
Bob Boozer.....1963-65
Darrall Imhoff.....1960-62
John Rudometkin.....1962-65
Wayne Moles.....1966-67
Phil Jackson.....1967-78
Luther Burden.....1976-78
Ron Behagen.....1978-79
Mike Newlin.....1981-82
Chris McNealy.....1985-88
Greg Grant.....1990-91
Anthony Mason.....1991-96
Chris Dudley.....1997-00
Cezary Trybanski.....2003-04
Bruno Sundov⁴¹.....2004-05
Ronny Turiaf.....2010-11
Chris Copeland.....2012-13

No. 15

Aud Brindley.....1946-47
Dick Murphy.....1946-47
Wat Misaka.....1947-48
Dick McGuire.....1949-57
Frank Selvy.....1958-59
Cal Ramsey.....1959-60
William Bell.....1959-61
Gerald Blaney.....1961-62
Johnny Egan.....1963-66
Earl Monroe^{23, 21}.....1971-80
(# retired on Oct. 21, 1976)

No. 20

Kenny Sears¹².....1962-63
Bill Hosket.....1968-70
Eugene Short.....1975-76
Michael Ray Richardson.....1978-82
James Bailey.....1984-86
Cary Scurry.....1987-88
Kennard Winchester²¹.....1991-92
Rolando Blackman.....1992-94
Ronnie Grandison²⁸.....1995-96
Allan Houston.....1996-05
Jared Jeffries³.....2006-10
Mike Bibby.....2011-12

No. 16

Bud Palmer.....1946-49
Jerry Donovan.....1949-50
Tony Lavelli.....1950-51
Al McGuire.....1951-54
Jack Turner.....1954-55
Ron Shavlik¹⁴.....1957-58
Pete Brennan.....1958-59
Bill Smith.....1961-62
Howard Komives.....1964-69
John Warren.....1969-70
Charlie Paulk.....1971-72
Allie McGuire.....1973-74
Ken Mayfield.....1975-76
Bo Kimble.....1992-93
Steve Novak.....2011-13

No. 17

Bill Van Breda Kolff.....1946-50
George Kafan⁶.....1950-51
Dick Sarhoff.....1952-53
Fred Schaus.....1953-54
Chuck Grigsby.....1954-55
Dick Atha.....1955-56
Ron Sobieszczyk.....1956-60
Dick Garmaker¹⁸.....1960-61
Sam Stith.....1961-62
Nate Bowman.....1967-70
Henry Bibby.....1972-75
Jeremy Lin.....2011-12

No. 18

Joe Colone.....1948-49
Connie Simmons⁸.....1950-54
Ernie Vandeweghe⁹.....1955-56
Gary Bergen.....1956-57
Phil Jordan⁸.....1956-58
Art Spoelstra.....1957-58
Bob Aderegg.....1959-60
Dick Garmaker¹⁷.....1959-60
Darrall Imhoff.....1960-62
John Rudometkin.....1962-65
Wayne Moles.....1966-67
Phil Jackson.....1967-78
Ernie Grundfeld.....1982-86
Ray Tolbert.....1987-88
Mouhamed Sene.....2008-09
Roger Mason Jr.....2010-11

No. 19

Lee Knorek.....1946-49
Ed Bartels.....1949-50
Nat Clifton⁸.....1950-51
Herb Scherer.....1951-52
Joe Smyth.....1953-54
Ray Felix.....1954-60
Jim Palmer.....1959-61
Donnis Butcher.....1961-64
Willis Reed.....1964-74
(# retired on Oct. 21, 1976)

No. 21

Gene Shue^{6, 7}.....1954-63
Jerrold Harkness.....1963-64
Barry Kramer.....1964-65
Earl Monroe^{15, 33}.....1972-73
Campy Russell.....1980-82
Leonard Robinson²³.....1983-85
Gerald Wilkins.....1985-92
Charlie Ward.....1994-04
Trevor Ariza.....2004-06
Wilson Chandler.....2007-11
Iman Shumpert.....2011-13

No. 27 - None

Bob Nordmann.....1962-64
Jim Barnes.....1964-66
Dave DeBusschere⁹.....1968-74
Spencer Haywood¹².....1975-76
(# retired on Mar. 24, 1981)

No. 21

Bob Nordmann.....1962-64
Jim Barnes.....1964-66
Dave DeBusschere⁹.....1968-74
Spencer Haywood¹².....1975-76
(# retired on Mar. 24, 1981)

No. 22

Bob Nordmann.....1962-64
Jim Barnes.....1964-66
Dave DeBusschere⁹.....1968-74
Spencer Haywood¹².....1975-76
(# retired on Mar. 24, 1981)

No. 23

Tom Hoover.....1963-65
Jim Caldwell.....1967-68
Luther Rackley¹³.....1971-73
Geoff Huston.....1979-80
Maurice Lucas.....1981-82
Leonard Robinson²¹.....1982-83
Bob Thornton.....1985-88
Brian Quinnett.....1989-92
Gary Grant.....1995-96
Marcus Camby.....1998-02
Quentin Richardson⁶⁵.....2005-09
Toney Douglas.....2009-12
Marcus Camby.....2012-13

No. 24

Len Chappell.....1963-66
Bill Bradley.....1967-77
(# retired on Feb. 18, 1984)

No. 25

Milt Williams.....1970-71
Jim Barnett.....1974-77
Bill Cartwright.....1979-88
Glenn Rivers.....1992-95
Erick Strickland.....2000-01
Larry Robinson.....2001-02
Moochie Norris.....2003-05
Mardy Collins.....2006-08
Cheikh Samb.....2008-09
Timofey Mozgov.....2010-11
Anthony Carter.....2010-11

No. 26

Eddie Mast.....1970-72
Mike Davis.....1982-83
William Martin.....1986-87
McKinley Singleton.....1986-87
David Wingate.....1998-00
Kelvin Cato.....2006-07

No. 28

Andrew Lang.....1999-00

No. 29 - None

Greg Bunch.....1978-79
Alex Bradley.....1981-82
Bernard King.....1982-87
Frank Williams.....2002-04
Earl Barron⁴².....2009-10

No. 30

Eddie Miles.....1971-72
Spencer Haywood²².....1975-79
Larry Demic.....1979-82
Scott Hastings.....1982-83
Pat Cummings.....1984-88
Eric Anderson.....1992-94
Chris Mills.....1997-98
Vin Baker.....2003-05
David Lee.....2005-10
Earl Barron³⁰.....2012-13

No. 30

Greg Bunch.....1978-79
Alex Bradley.....1981-82
Bernard King.....1982-87
Frank Williams.....2002-04
Earl Barron⁴².....2009-10

No. 31

Mel Davis.....1973-77
DeWayne Scales.....1980-82
Mark Jackson¹³.....2000-01
Jerome Williams.....2004-05
Jerome James.....2005-06
Malik Rose¹³.....2006-09
Darko Milicic.....2009-10

No. 32

Jerry Lucas.....1971-74
Jerrold Mustaf.....1990-91
Xavier McDaniel.....1991-92
Herb Williams.....1992-99
Othella Harrington.....2000-04
Antonio Davis.....2005-06
Renaldo Balkman.....2006-08
2010-12

No. 34

Greg Fillmore.....1970-72
Mike Glenn.....1978-81
Eddie Lee Wilkins⁴⁵.....1984-85
Kenny Walker⁷.....1986-88
Charles Oakley.....1988-98
Antonio McDyess.....2003-04
Eddy Curry.....2005-11

No. 35

Dennis Layton.....1976-77
Jim Cleamons.....1977-80
Reggie Carter.....1980-82
Fred Cofield.....1985-86
James Donaldson.....1991-92
Ronald Paddio.....1993-94
Gerald Grandison²¹.....1994-95
Doug Christie⁷.....1995-96
Terry Cummings.....1997-98
Clarence Weatherspoon.....2001-04
Demetris Nichols.....2008-09

No. 36

Rasheed Wallace.....2012-13

No. 37 - None

No. 38 - None

No. 39 - None

No. 40

John Gianelli.....1972-77
Marvin Webster.....1978-86
Stuart Gray.....1989-91
Tim McCormick⁴⁴.....1991-94
Greg Kite.....1994-95
Willie Anderson.....1995-96
Walter McCarty.....1996-97
Kurt Thomas.....1998-05
2012-13

No. 41

Neal Walk.....1974-77
Rudy Macklin.....1983-84
Patrick Eddie.....1991-92
Eddrick Bohannon.....1999-00
Glen Rice.....2000-01
Bruno Sundov¹⁴.....2003-04

No. 42

Eddie Miles.....1971-72
Spencer Haywood²².....1975-79
Larry Demic.....1979-82
Scott Hastings.....1982-83
Pat Cummings.....1984-88
Eric Anderson.....1992-94
Chris Mills.....1997-98
Vin Baker.....2003-05
David Lee.....2005-10
Earl Barron³⁰.....2012-13

No. 43

Luther Rackley²³.....1971-72
Harthorne Wingo.....1972-76
Toby Knight.....1977-82
Chris Mills.....1997-98
Jordan Hill.....2009-10

No. 44

Larry Fogle.....1975-76
Glen Gondrezick.....1977-79
Mike Woodson.....1980-81
Paul Westphal.....1981-83
Len Elmore.....1983-84
Jawann Oldham.....1986-87
Sidney Green.....1987-89
Hubert Davis.....1991-92
Tim McCormick⁴⁰.....1991-92
John Wallace.....1992-96
Travis Knight.....2000-03
Courtney Sims.....2008-09
Jerome Jordan.....2011-12

No. 45

Hollis Copeland.....1979-82
Eric Fensten.....1983-84
Eddie Lee Wilkins²⁴.....1986-87
1988-91

No. 46

Jackie Butler.....2004-06

No. 47 - None

No. 48 - None

No. 49

Shandon Anderson.....2001-05

No. 50

Joe C. Meriweather.....1978-80
Greg Anthony².....1992-95
Felton Spencer.....2000-02
Michael Sweetney.....2003-05
Zach Randolph.....2007-08
Eddie House.....2009-10
Dan Gadzuric.....2011-12

No. 51

Michael Doleac.....2002-04

No. 52

Tom McMillen.....1976-77
John Rudd.....1978-79
Buck Williams.....1996-98

No. 53 - None

No. 54

Howard Porter.....1974-75
Greg Butler.....1988-90
Charles Smith⁶.....1992-95
Brad Lohaus.....1995-96
Lee Nailon.....2002-03
Solomon Jones.....2012-13

No. 55

Louis Orr.....1982-88
Kiki Vandeweghe.....1988-92
Dikembe Mutombo.....2003-04
Josh Harrellson.....2011-12
Quentin Richardson²⁵.....2012-13

No. 85

Baron Davis.....2011-12

AWARD WINNERS

AWARD WINNERS

NBA Most Valuable Player (Maurice Podoloff Trophy)

1969-70 Willis Reed

NBA Rookie of the Year (Eddie Gottlieb Trophy)

1964-65 Willis Reed
1985-86 Patrick Ewing
1987-88 Mark Jackson

NBA Sixth Man of the Year

1994-95 Anthony Mason
1996-97 John Starks
2012-13 J.R. Smith

NBA Finals MVP

1970 Willis Reed
1973 Willis Reed

NBA All-Star MVP

1970 Willis Reed
1975 Walt Frazier

NBA Coach of the Year (Red Auerbach Trophy)

1969-70 Red Holzman
1992-93 Pat Riley

J. Walter Kennedy Citizenship Award

1980-81 Mike Glenn
1985-86 Rory Sparrow

NBA Sportsmanship Award

2012-13 Jason Kidd

NBA Sportsmanship Award Atlantic Divisional Winner

1996-97 Buck Williams
1997-98 Allan Houston
2002-03 Allan Houston
2011-12 Jeremy Lin

NBA Player of the Month

Bernard King Feb. 1984
Patrick Ewing Apr. 1989
Patrick Ewing Nov. 1989
Patrick Ewing Mar. 1993
Patrick Ewing Jan. 1994
Patrick Ewing Jan. 1995
Carmelo Anthony (East) Apr. 2012
Carmelo Anthony (East) Apr. 2013

NBA Coach of the Month

Pat Riley Mar. 1994
Stu Jackson Dec. 1989
Hubie Brown Feb. 1983
Mike Woodson Apr. 2013

NBA Rookie of the Month

Patrick Ewing Nov. 1985
Patrick Ewing Jan. 1986
Mark Jackson Feb. 1988
Mark Jackson Dec. 1987
Mark Jackson Nov. 1987
Channing Frye (East) Nov. 2005
Landry Fields (East) Nov. 2010
Landry Fields (East) Dec. 2010

NBA Community Assist Award

Charlie Ward Dec. 2000
Allan Houston Apr. 2003
Kurt Thomas Jun. 2004
Stephon Marbury Aug. 2004
Jerome Williams May 2005
Jamal Crawford Oct. 2007

All-NBA Team Selection

1947-48	Carl Braun	Second Team	1971-72	Walt Frazier	First Team
1950-51	Dick McGuire	Second Team	1972-73	Walt Frazier	Second Team
1953-54	Harry Gallatin	First Team	1973-74	Walt Frazier	First Team
	Carl Braun	First Team	1974-75	Walt Frazier	First Team
1954-55	Harry Gallatin	Second Team	1983-84	Bernard King	First Team
1958-59	Richie Guerin	Second Team	1984-85	Bernard King	First Team
1959-60	Richie Guerin	Second Team	1987-88	Patrick Ewing	Second Team
1961-62	Richie Guerin	Second Team	1988-89	Patrick Ewing	Second Team
1966-67	Willis Reed	Second Team	1989-90	Patrick Ewing	First Team
1967-68	Willis Reed	Second Team	1990-91	Patrick Ewing	Second Team
1968-69	Willis Reed	Second Team	1991-92	Patrick Ewing	Second Team
	Dave DeBusschere	Second Team	1992-93	Patrick Ewing	Second Team
1969-70	Willis Reed	First Team	1996-97	Patrick Ewing	Second Team
	Walt Frazier	First Team	2010-11	Amar'e Stoudemire	Second Team
1970-71	Willis Reed	Second Team	2011-12	Carmelo Anthony	Third Team
	Walt Frazier	Second Team	2011-12	Tyson Chandler	Third Team
			2012-13	Carmelo Anthony	Second Team

NBA All-Rookie Teams

1963-64	Art Heyman	Patrick Ewing	1985-86	Patrick Ewing
1964-65	Willis Reed, Jim Barnes, Howard Komives	Mark Jackson	1987-88	Mark Jackson
1965-66	Dick Van Arsdale	Rod Strickland (2nd)	1988-89	Rod Strickland (2nd)
1966-67	Cazzie Russell	Channing Frye (1st)	2005-06	Channing Frye (1st)
1967-68	Walt Frazier, Phil Jackson	Landry Fields (1st)	2010-11	Landry Fields (1st)
1979-80	Bill Cartwright	Iman Shumpert (1st)	2011-12	Iman Shumpert (1st)
1983-84	Darrell Walker			

NBA All-Defensive Teams

1968-69	Dave DeBusschere	First Team	1973-74	Dave DeBusschere	First Team
	Walt Frazier	First Team		Walt Frazier	First Team
1969-70	Dave DeBusschere	First Team	1974-75	Walt Frazier	First Team
	Walt Frazier	First Team	1979-80	Michael Ray Richardson	First Team
	Willis Reed	First Team	1980-81	Michael Ray Richardson	First Team
1970-71	Dave DeBusschere	First Team	1987-88	Patrick Ewing	Second Team
	Walt Frazier	First Team	1988-89	Patrick Ewing	Second Team
1971-72	Dave DeBusschere	First Team	1991-92	Patrick Ewing	Second Team
	Walt Frazier	First Team	1992-93	John Starks	Second Team
1972-73	Dave DeBusschere	First Team	1993-94	Charles Oakley	First Team
	Walt Frazier	First Team	1997-98	Charles Oakley	Second Team
			2011-12	Tyson Chandler	Second Team

NBA Player of the Week

Player	Week Ending	Player	Week Ending
Bernard King	Feb. 6, 1984	Allan Houston (East)	Feb. 16, 2003
Bernard King	Nov. 26, 1984	Dikembe Mutombo (East)	Nov. 30, 2003
Patrick Ewing	Nov. 18, 1985	Stephon Marbury (East)	Jan. 18, 2004
Patrick Ewing	Dec. 29, 1986	Stephon Marbury (East)	Jan. 2, 2005
Patrick Ewing	Nov. 28, 1988	Jamal Crawford (East)	Apr. 9, 2006
Patrick Ewing	Feb. 27, 1989	Al Harrington (East)	Dec. 14, 2008
Patrick Ewing	Dec. 4, 1989	David Lee (East)	Feb. 1, 2009
Gerald Wilkins	Mar. 4, 1991	Amar'e Stoudemire (East)	Nov. 21, 2010
Patrick Ewing	Jan. 6, 1992	Amar'e Stoudemire (East)	Dec. 5, 2010
Mark Jackson	Mar. 30, 1992	Carmelo Anthony (East)	Apr. 3, 2011
Patrick Ewing	Mar. 21, 1993	Carmelo Anthony (East)	Apr. 10, 2011
Patrick Ewing	Jan. 24, 1993	Jeremy Lin (East)	Feb. 12, 2012
Patrick Ewing	Dec. 20, 1992	Carmelo Anthony (East)	Dec. 2, 2012
Patrick Ewing	Jan. 16, 1994	Carmelo Anthony (East)	Jan. 6, 2013
Patrick Ewing	Jan. 22, 1995	J.R. Smith (East)	Mar. 31, 2013
Patrick Ewing	Mar. 9, 1997	Carmelo Anthony (East)	Apr. 7, 2013
Kurt Thomas (East)	Mar. 10, 2002	Carmelo Anthony (East)	Apr. 14, 2013

Madison Square Garden Walk of Fame (Established 1992)

Bill Bradley 1992	Marv Albert 1996
Willis Reed 1992	Dave DeBusschere 1997
Red Holzman 1992	Earl Monroe 1998
Joe Lapchick 1992	Dick McGuire 2003
Walt Frazier 1996	Bob Wolff 2003
Patrick Ewing 1996	

Madison Square Garden Hall of Fame (Established 1968)

Ned Irish	Jerry Lucas	Joe Lapchick
Bill Bradley	Dick McGuire	Tom Gola
Dave DeBusschere	Willis Reed	
Walt Frazier	Red Holzman	
Richie Guerin		

NBA at 50 Celebration

Fifty Greatest Players in NBA History (announced on Oct. 29, 1996)	Ten Greatest Coaches in NBA History	Ten Greatest Teams in NBA History
Dave DeBusschere	Red Holzman	1969-70 World Champion
Patrick Ewing	Don Nelson	New York Knickerbockers
Walt Frazier	Pat Riley	
	Lenny Wilkens	

New York City Basketball Hall of Fame "The City Game"

Dick McGuire 1990	Ossie Schectman 1994	Rick Pitino 2006
Red Holzman 1991	1969-70 NBA Championship Team 1995	Al Bianchi 2007
Fuzzy Levane 1991	Marv Albert 1996	Hank Rosenstein 2007
Lenny Wilkens 1991	Jerry Fleishman 1996	Bob Wolff 2007
Marty Glickman 1992	Mel Davis 1998	Rod Strickland 2008
Richie Guerin 1992	Ray Lump 1998	John Andariese 2009
Sonny Hertzberg 1992	Dean Meminger 1998	Spencer Ross 2009
Joe Lapchick 1992	Frank Layden 1998	Anthony Mason 2010
Willis Reed 1992	Sidney Green 1999	George Kalinsky 2010
Sid Tanenbaum 1993	Tom Stith 1999	Donnie Walsh 2011
Max Zaslofsky 1993	Rolando Blackman 2000	John Warren 2011
Ernie Grunfeld 1994	John F.X. Condon 2000	Mike Saunders 2011
Bernard King 1994	Ralph Kaplowitz 2000	Ray Felix 2012
Al McGuire 1994	Len Elmore 2001	Connie Simmons 2012
Cal Ramsey 1994	Mark Jackson 2006	1972-73 NBACHampionship Team 2013

ALL-STAR GAME PARTICIPANTS

ALL-STAR WEEKEND PARTICIPANTS

Year	City	Player	Min	Reb	Ast	Pts
1951	Boston	Vince Boryla	2	2	9	
		Harry Gallatin	5	2	5	
		Dick McGuire	5	10	6	
1952	Boston	Max Zaslofsky	25	4	2	11
		Harry Gallatin	22	9	3	7
		Dick McGuire	18	1	4	1
1953	Fort Wayne	Harry Gallatin	29	3	2	3
		Carl Braun	21	3	2	3
		Carl Braun	29	4	2	9
1954	New York	Harry Gallatin	28	18	3	5
		Dick McGuire	24	4	2	4
		Harry Gallatin	36	14	3	13
1955	New York	Carl Braun	16	2	2	8
		Dick McGuire	25	3	6	3
		Harry Gallatin	30	5	2	16
1956	Rochester	Dick McGuire	29	0	3	6
		Carl Braun	Did Not Play - Injured			
		Harry Gallatin	24	11	1	8
1957	Boston	Nat Clifton	23	11	3	8
		Carl Braun	24	3	2	10
		Carl Braun	14	1	0	12
1958	St. Louis	Willie Naulls	15	3	0	8
		Richie Guerin	22	8	7	7
		Kenny Sears	26	8	1	15
1959	Detroit	Richie Guerin	22	3	3	5
		Willie Naulls	26	10	0	13
		Richie Guerin	22	4	4	12
1961	Syracuse	Willie Naulls	16	6	2	8
		Richie Guerin	15	0	2	14
		Richie Guerin	27	3	1	23
1962	St. Louis	Johnny Green	21	2	0	7
		Willie Naulls	21	7	0	11
		Johnny Green	27	5	0	13
1963	Los Angeles	Tom Gola	18	2	1	2
		Richie Guerin	14	1	1	5
		Len Chappell	12	1	2	4
1964	Boston	Tom Gola	7	0	1	1
		Johnny Green	17	0	0	8
		Willis Reed	25	5	1	7
1966	Cincinnati	Willis Reed	23	8	1	16
		Willis Reed	17	9	1	4
		Willis Reed	25	8	1	16
1968	New York	Dick Barnett	22	1	0	15
		Willis Reed	14	4	2	10
		Willis Reed	30	11	0	21
1970	Philadelphia	Walt Frazier	24	3	4	7
		Dave DeBusschere	14	7	2	10
		Willis Reed	27	13	1	14
1971	San Diego	Walt Frazier	26	6	5	6
		Dave DeBusschere	19	7	3	8

Year	City	Player	Min	Reb	Ast	Pts
1972	Los Angeles	Walt Frazier	25	3	5	15
		Dave DeBusschere	26	11	0	8
1973	Chicago	Walt Frazier	26	6	2	10
		Dave DeBusschere	25	7	2	9
		Bill Bradley	12	1	0	4
1974	Seattle	Walt Frazier	28	2	5	12
		Dave DeBusschere	24	3	3	16
1975	Phoenix	Walt Frazier	35	5	2	30
		Earl Monroe	25	3	2	9
1976	Philadelphia	Walt Frazier	19	2	3	8
1977	Milwaukee	Bob McAdoo	38	10	2	30
		Earl Monroe	15	0	3	4
1978	Atlanta	Bob McAdoo	20	4	0	14
1979	Detroit	None Selected				
1980	Washington	M. Richardson	13	1	2	6
		Bill Cartwright	14	3	1	8
1981	Cleveland	M. Richardson	24	5	3	11
1982	New Jersey	M. Richardson	20	2	4	10
1983	Los Angeles	None Selected				
1984	Denver	Bernard King	22	3	4	18
1985	Indiana	Bernard King	22	7	1	13
1986	Dallas	Patrick Ewing	Did Not Play - Injured			
1987	Seattle	None Selected				
1988	Chicago	Patrick Ewing	16	6	0	9
1989	Houston	Patrick Ewing	17	6	2	4
		Mark Jackson	16	2	4	9
1990	Miami	Patrick Ewing	27	10	1	12
1991	Charlotte	Patrick Ewing	30	10	0	18
1992	Orlando	Patrick Ewing	17	4	0	10
1993	Utah	Patrick Ewing	25	10	1	15
1994	Minnesota	Patrick Ewing	24	8	1	20
		Charles Oakley	11	3	3	2
		John Starks	20	3	3	9
1995	Phoenix	Patrick Ewing	22	3	1	10
1996	San Antonio	Patrick Ewing	12	3	1	8
1997	Cleveland	Patrick Ewing	Did Not Play - Injured			
1998	New York	None Selected				
1999	No Game					
2000	Oakland	Allan Houston	18	0	2	11
2001	Washington	Allan Houston	15	3	3	5
		Latrell Sprewell	15	1	4	7
2002	Philadelphia	None Selected				
2003	Atlanta	None Selected				
2004	Los Angeles	None Selected				
2005	Denver	None Selected				
2006	Houston	None Selected				
2007	Las Vegas	None Selected				
2008	New Orleans	None Selected				
2009	Phoenix	None Selected				
2010	Dallas	David Lee	12	2	1	4
2011	Los Angeles	Amar'e Stoudemire	28	6	2	29
2012	Orlando	Carmelo Anthony	30	9	0	19
2013	Houston	Carmelo Anthony	31	12	3	26
		Tyson Chandler	17	8	0	7

All-Star Game Head Coaches

1951.....Boston	Joe Lapchick	1971.....San Diego	Red Holzman
1953.....Fort Wayne	Joe Lapchick	1993.....Utah	Pat Riley
1954.....New York	Joe Lapchick	2000.....Oakland	Jeff Van Gundy
1970.....Philadelphia	Red Holzman		

All-Star Games at Madison Square Garden

Date	Building	Winner	Score	MVP	Attendance
Jan. 21, 1954	Garden III-49th Street	East	98-93	Bob Cousy, Boston	16,487
Jan. 18, 1955	Garden III-49th Street	East	100-91	Bill Sharman, Boston	15,564
Jan. 23, 1968	Garden III-49th Street	East	144-124	Hal Greer, Philadelphia	18,422
Feb. 8, 1998	Garden IV-33rd Street	East	135-114	Michael Jordan, Chicago	18,323

BBVA Rising Stars Challenge

Year	City	Player	Finish
1997	Cleveland	John Wallace	15 min, 3 reb, 5 pts
2006	Houston	Channing Frye	19 min, 6 reb, 9 pts
2006	Houston	Nate Robinson	22 min, 1 ast, 13 pts
2007	Las Vegas	David Lee*	24 min, 11 reb, 30 pts
2009	Phoenix	Wilson Chandler	21 min, 7 reb, 6 pts
2010	Dallas	Danilo Gallinari	13 min, 1 reb, 5 pts
2011	Los Angeles	Landry Fields	26 min, 6 reb, 15 pts
2012	Orlando	Landry Fields	19 min, 4 reb, 16 pts
2012	Orlando	Jeremy Lin	9 min, 1 ast, 2 pts

*Most Valuable Player

Foot Locker 3-Point Shootout

Year	City	Player	Finish
1986	Dallas	Trent Tucker	fourth
1988	Chicago	Trent Tucker	seventh
1996	San Antonio	Hubert Davis	tied sixth
1998	New York	Charlie Ward	fourth
2001	Washington	Allan Houston	seventh
2006	Houston	Quentin Richardson	fifth
2010	Dallas	Danilo Gallinari	fourth (tied)
2013	Houston	Steve Novak	fourth (tied)

Sony All-Star 2Ball

Year	City	Player	Finish
1998	New York	Allan Houston & Rebecca Lobo	sixth
2000	Oakland	Allan Houston & Becky Hammon	fourth

Haier Shooting Stars

Year	City	Players	Finish
2012	Orlando	Allan Houston, Landry Fields, Cappie Pondexter	first

Sprite Rising Stars Slam Dunk

Year	City	Player	Finish
1986	Dallas	Gerald Wilkins	fourth
1987	Seattle	Gerald Wilkins	tied seventh
1989	Houston	Kenny Walker	first
1990	Miami	Kenny Walker	third
1992	Orlando	John Starks	fourth
1996	San Antonio	Doug Christie	fifth
2006	Houston	Nate Robinson	first
2007	Las Vegas	Nate Robinson	second
2009	Phoenix	Nate Robinson	first
2010	Dallas	Nate Robinson	first
2013	Houston	James White	sixth


Playstation Skills Challenge

Year	City	Player	Finish
2004	Los Angeles	Stephon Marbury	fourth

United States Olympic Team Participants

Year	City	Medal	Player
1948	London	Gold	Vince Boryla, Ray Lumpp
1960	Rome	Gold	Walt Bellamy, Bob Boozer, Jerry Lucas, Darrall Imhoff
1964	Tokyo	Gold	Jim Barnes, Bill Bradley
1968	Mexico City	Gold	Spencer Haywood, Bill Hosket
1972	Munich	Silver	Tom McMillen
1976	Montreal	Gold	Ernie Grunfeld
1980	Moscow	Did Not Compete	Rolando Blackman, Buck Williams
1984	Los Angeles	Gold	Patrick Ewing
1988	Seoul	Bronze	Willie Anderson, J.R. Reid, Charles Smith
1992	Barcelona	Gold	Patrick Ewing
1996	Atlanta	Gold	Anfernee Hardaway
2000	Sydney	Gold	Vin Baker, Allan Houston, Jason Kidd, Antonio McDyess
2004	Athens	Bronze	Carmelo Anthony, Stephon Marbury, Amar'e Stoudemire
2008	Beijing	Gold	Carmelo Anthony, Jason Kidd
2012	London	Gold	Carmelo Anthony, Tyson Chandler

ALL TIME ROSTER



Through the 2012-13 season, a total of 425 players have appeared in at least one regular season for the New York Knicks.

Ackerman, Donald (Buddy) • Guard • 6-0 • 185 • College: Long Island University • Born Sep. 4, 1930 in Rockaway Beach, NY • Died Jul. 9, 2011
Selected in second round of 1953 NBA Draft. Signed on Jul. 27, 1953 and Aug. 30, 1954.

Regular Season																							
Season	G	GS	Min	FG	FGA	Pct.	3P	3PA	Pct.	FT	FTA	Pct.	Off	Def	Tot	Ast	PF	Dq	Stl	TO	Blk	Pts	Avg
1953-54	28	-	220	14	63	.222	-	-	-	15	28	.536	-	-	15	23	43	0	-	-	-	43	1.5
Playoffs																							
Season	G	GS	Min	FG	FGA	Pct.	3P	3PA	Pct.	FT	FTA	Pct.	Off	Def	Tot	Ast	PF	Dq	Stl	TO	Blk	Pts	Avg
1953-54	4	1	20	1	3	.333	-	-	-	0	0	—	-	-	4	1	7	0	-	-	-	2	0.5

Akin, Henry • Center • 6-10 • 235 • College: Morehead State • Born Jul. 31, 1944 in Detroit, MI
Selected in second round (11th pick overall) of 1966 NBA Draft. Selected by Seattle in 1967 Expansion Draft. Also played for Seattle (1967-68) and Kentucky of ABA (1968-69).

Regular Season																							
Season	G	GS	Min	FG	FGA	Pct.	3P	3PA	Pct.	FT	FTA	Pct.	Off	Def	Tot	Ast	PF	Dq	Stl	TO	Blk	Pts	Avg
1966-67	50	0	453	83	230	.361	-	-	-	26	37	.703	-	-	120	25	82	0	-	-	-	192	3.8
Playoffs																							
Season	G	GS	Min	FG	FGA	Pct.	3P	3PA	Pct.	FT	FTA	Pct.	Off	Def	Tot	Ast	PF	Dq	Stl	TO	Blk	Pts	Avg
1966-67	2	0	16	1	7	.143	-	-	-	1	2	.500	-	-	8	0	3	0	-	-	-	3	1.5

Anderegg, Robert (Rob) • Forward • 6-3 • 200 • College: Michigan State • Born Aug. 24, 1937 in Monroe, WI
Selected in third round (22nd pick overall) of 1959 NBA Draft. Waived on Jan. 11, 1960.

Regular Season																							
Season	G	GS	Min	FG	FGA	Pct.	3P	3PA	Pct.	FT	FTA	Pct.	Off	Def	Tot	Ast	PF	Dq	Stl	TO	Blk	Pts	Avg
1959-60	33	-	381	55	143	.385	-	-	-	23	42	.548	-	-	69	29	32	0	-	-	-	133	4.0

Anderson, Eric • Forward • 6-9 • 230 • College: Indiana • Born May 26, 1970 in Chicago, IL
Signed as free agent on Oct. 8, 1992. Became free agent following 1993-94 season.

Regular Season																							
Season	G	GS	Min	FG	FGA	Pct.	3P	3PA	Pct.	FT	FTA	Pct.	Off	Def	Tot	Ast	PF	Dq	Stl	TO	Blk	Pts	Avg
1992-93	16	0	44	5	18	.278	0	0	—	11	13	.846	6	8	14	3	14	0	3	5	1	21	1.3
1993-94	11	0	39	7	17	.412	2	2	1.000	5	14	.357	6	11	17	2	9	0	0	2	1	21	1.9
Totals	27	0	83	12	35	.343	2	2	1.000	16	27	.593	12	19	31	5	23	0	3	7	2	42	1.6
Playoffs																							
Season	G	GS	Min	FG	FGA	Pct.	3P	3PA	Pct.	FT	FTA	Pct.	Off	Def	Tot	Ast	PF	Dq	Stl	TO	Blk	Pts	Avg
1992-93	2	0	6	1	2	.500	0	0	—	0	0	—	0	1	1	0	2	0	0	1	0	2	1.0

Anderson, Shandon • Forward • 6-6 • 210 • College: Georgia • Born Dec. 31, 1973 in Atlanta, GA
Signed and traded from Houston in three-team deal on Aug. 10, 2001; New York sent Glen Rice to Houston and Tyrone Bogues to Dallas; Dallas sent Howard Easley to New York and draft rights to Kyle Hill to Houston. Waived on Nov. 10, 2005. Also played for Utah (1996-97 - 1998-99), Houston (1999-2000 - 2000-01) and Miami (2004-05 - 2005-06).

Regular Season																							
Season	G	GS	Min	FG	FGA	Pct.	3P	3PA	Pct.	FT	FTA	Pct.	Off	Def	Tot	Ast	PF	Dq	Stl	TO	Blk	Pts	Avg
2001-02	82	6	1596	149	373	.399	39	141	.277	74	107	.692	57	192	249	76	134	1	48	97	15	411	5.0
2002-03	82	9	1731	248	537	.462	52	140	.371	139	190	.732	64	190	254	87	177	1	73	114	20	687	8.4
2003-04	80	37	1974	238	564	.422	36	128	.281	123	161	.764	53	169	222	122	182	1	68	118	17	635	7.9
2004-05	1	0	20	0	2	.000	0	1	.000	0	0	—	1	0	1	0	2	0	0	1	0	0	0.0
Totals	245	52	5321	635	1476	.430	127	410	.310	336	458	.734	175	551	726	285	495	3	189	330	52	1733	7.1
Playoffs																							
Season	G	GS	Min	FG	FGA	Pct.	3P	3PA	Pct.	FT	FTA	Pct.	Off	Def	Tot	Ast	PF	Dq	Stl	TO	Blk	Pts	Avg
2003-04	4	4	117	7	27	.259	2	7	.286	1	2	.500	5	4	9	11	19	0	4	8	1	17	4.3

Anderson, Willie (Chill) • Guard/Forward • 6-8 • 200 • College: Georgia • Born Jan. 8, 1967 in Greenville, SC
Traded from Toronto, with Victor Alexander, for Doug Christie, Herb Williams and cash on Feb. 18, 1996. Became free agent following 1995-96 season. Renounced free agent rights on Jul. 14, 1996. Also played for San Antonio (1988-89 - 1994-95), Toronto (1995-96) and Miami (1996-97).

Regular Season																							
Season	G	GS	Min	FG	FGA	Pct.	3P	3PA	Pct.	FT	FTA	Pct.	Off	Def	Tot	Ast	PF	Dq	Stl	TO	Blk	Pts	Avg
1995-96	27	2	496	56	133	.421	5	25	.200	19	31	.613	13	47	60	48	59	0	17	24	8	136	5.0
Playoffs																							
Season	G	GS	Min	FG	FGA	Pct.	3P	3PA	Pct.	FT	FTA	Pct.	Off	Def	Tot	Ast	PF	Dq	Stl	TO	Blk	Pts	Avg
1995-96	4	0	64	7	22	.318	1	6	.167	6	7	.857	2	7	9	1	10	0	4	6	0	21	5.3

Anielak, Donald (Don/Moose) • Forward • 6-7 • 190 • College: SW Missouri • Born Nov. 1, 1930 in St. Louis, MO • Died Nov. 19 1995
Selected in third round (26th overall) of 1954 NBA Draft. Signed on Aug. 23, 1954.

Regular Season																							
Season	G	GS	Min	FG	FGA	Pct.	3P	3PA	Pct.	FT	FTA	Pct.	Off	Def	Tot	Ast	PF	Dq	Stl	TO	Blk	Pts	Avg
1954-55	1	-	10	0	4	.000	-	-	-	3	4	.750	-	-	2	0	0	0	-	-	-	3	3.0

Anthony, Carmelo (Melo) • Forward • 6-8 • 240 • College: Syracuse • Born May 29, 1984 in Brooklyn, NY
Traded from Denver as part of three-team deal on Feb. 22, 2011; acquired with Renaldo Balkman, Chauncey Billups, Anthony Carter and Sheldon Williams from Denver for Wilson Chandler, Danilo Gallinari, Raymond Felton, Timofey Mozgov, a future first-round draft selection, two future second-round selections, cash and future draft considerations; Minnesota sent Corey Brewer to New York for Eddy Curry, Anthony Randolph and cash considerations, and sent Kosta Koufos to Denver in exchange for future second round draft pick. Also played for Denver (2003-04 - 2010-11).

Regular Season																							
Season	G	GS	Min	FG	FGA	Pct.	3P	3PA	Pct.	FT	FTA	Pct.	Off	Def	Tot	Ast	PF	Dq	Stl	TO	Blk	Pts	Avg
2010-11	27	27	977	247	536	.461	53	125	.424	164	188	.872	41	140	181	81	90	1	25	64	15	711	26.3
2011-12	55	55	1876	441	1025	.430	68	203	.335	295	367	.804	88	256	344	200	156	0	62	144	24	1245	22.6
2012-13	67	67	2482	669	1489	.449	157	414	.379	425	512	.830	134	326	460	171	205	1	52	175	32	1920	28.7
Totals	149	149	5335	1357	3050	.445	278	742	.375	884	1067	.828	263	722	985	452	451	2	139	383	71	3876	26.0
Playoffs																							
Season	G	GS	Min	FG	FGA	Pct.	3P	3PA	Pct.	FT	FTA	Pct.	Off	Def	Tot	Ast	PF	Dq	Stl	TO	Blk	Pts	Avg
2010-11	4	4	156	33	88	.375	9	26	.346	29	34	.853	13	28	41	19	16	0	5	13	3	104	26.0
2011-12	5	5	204	52	124	.419	4	18	.222	31	41	.756	13	28	41	11	21	0	6	14	1	139	27.8
2012-13	12	12	481	126	310	.406	17	57	.298	77	87	.885	11	68	79	19	46	1	13	31	2	346	28.8
Totals	21	21	841	211	522	.404	30	101	.297	137	162	.846	37	124	161	49	83	1	24	58	6	589	28.0
NBA All-Star																							
Season	G	GS	Min	FG	FGA	Pct.	3P	3PA	Pct.	FT	FTA	Pct.	Off	Def	Tot	Ast	PF	Dq	Stl	TO	Blk	Pts	Avg
2012			30	7	15	.467	0	3	.000	5	7	.714	4	5	9	0	0	0	2	0	0	0	19
2013			31	8	14	.571	3	7	.429	7	9	.778	5	7	12	3	0	0	0	1	0	0	26
Totals			61	15	29	.517	3	10	.300	12	16	.750	9	12	21	3	0	0	2	1	0	47	

Anthony, Gregory (Greg) • Guard • 6-1 • 180 • College: Nevada-Las Vegas • Born Nov. 15, 1967 in Las Vegas, NV
Selected in first round (12th pick overall) in 1991 NBA Draft. Selected by Vancouver in the first round (second pick overall) in 1995 NBA Expansion Draft on Jun. 24, 1995. Also played for Vancouver (1995-96 - 1996-97), Seattle (1997-98), Portland (1998-99 - 2000-01), Chicago (2001-02) and Milwaukee (2001-02).

Regular Season																							
Season	G	GS	Min	FG	FGA	Pct.	3P	3PA	Pct.	FT	FTA	Pct.	Off	Def	Tot	Ast	PF	Dq	Stl	TO	Blk	Pts	Avg
1991-92	82	1	1510	161	435	.370	8	55	.145	117	158	.741	33	103	136	314	170	0	59	98	9	447	5.5
1992-93	70	35	1699	174	419	.415	4	30	.133	107	159	.673	42	128	170	398	141	0	113	104	12	459	6.6
1993-94	80	36	1994	225	571	.394	48	160	.300	130	168	.774	43	146	189	365	163	1	114	127	13	628	7.9
1994-95	61	2	943	128	293	.437	56	155	.361	60	76	.789	7	57	64	160	99	1	50	57	7	372	6.1
Totals	293	74	6146	688	1718	.400	116	400	.290	414	561	.738	125	434	559	1237	573	2	336	386	41	1906	6.5
Playoffs																							
Season	G	GS	Min	FG	FGA	Pct.	3P	3PA	Pct.	FT	FTA	Pct.	Off	Def	Tot	Ast	PF	Dq	Stl	TO	Blk	Pts	Avg
1991-92	12	0	213	19	46	.413	5	12	.417	20	33	.606	4	13	17	41	28	0	16	13	1	63	5.3
1992-93	15	0	240	24	60	.400	3	14	.214	8	14	.571	4	26	30	52	26	0	13	11	1	59	3.9
1993-94	25	3	436	45	128	.352	18	61	.295	14	24	.583	9	18	27	59	55	0	19	31	8	122	4.9
1994-95	11	0	135	15	38	.395	7	23	.304</														

Baecholdt, James (Jim) • Forward • 6-4 • 205 • College: Eastern Kentucky • Born Dec. 9, 1927 in McKeesport, PA • Died Aug. 29, 2011
Traded from Baltimore for Max Zaslofsky and draft rights to Roy Belliveau and Jim Luisi on Aug. 24, 1953. Re-signed on Aug. 15, 1955.
Also played for Baltimore (1952-53).

Regular Season

Season	G	GS	Min	FG	FGA	Pct.	3P	3PA	Pct.	FT	FTA	Pct.	Off	Def	Tot	Ast	PF	Dq	Stl	TO	Blk	Pts	Avg
1953-54	70	-	1627	170	465	.366	-	-	-	134	177	.757	-	-	183	117	195	5	-	-	-	474	6.8
1954-55	72	-	2536	362	898	.403	-	-	-	279	339	.823	-	-	307	218	202	0	-	-	-	1003	13.9
1955-56	70	-	1738	268	695	.386	-	-	-	233	291	.801	-	-	220	163	156	2	-	-	-	769	11.0
1956-57	45	-	462	75	197	.381	-	-	-	66	88	.750	-	-	80	33	39	0	-	-	-	216	4.8
Totals	257	-	6363	875	2255	.388	-	-	-	712	895	.796	-	-	790	531	592	7	-	-	-	2462	9.6

Playoffs

Season	G	GS	Min	FG	FGA	Pct.	3P	3PA	Pct.	FT	FTA	Pct.	Off	Def	Tot	Ast	PF	Dq	Stl	TO	Blk	Pts	Avg
1953-54	4	2	106	12	29	.414	-	-	-	11	13	.846	-	-	10	11	19	1	-	-	-	35	8.8
1954-55	3	3	115	17	45	.378	-	-	-	14	15	.933	-	-	14	14	13	0	-	-	-	48	16.0
Totals	7	5	221	29	74	.392	-	-	-	25	28	.893	-	-	24	25	31	1	-	-	-	83	11.9

Bailey, James (Jammin') • Center/Forward • 6-9 • 220 • College: Rutgers • Born May 21, 1957 in Dublin, GA
Traded from San Antonio for 1986 third-round draft choice and cash on Oct. 24, 1984. Became free agent following 1985-86 season. Also played for Seattle (1979-80 – 1981-82), New Jersey (1981-82 – 1982-83, 1986-87), Houston (1982-83 – 1983-84) and Phoenix (1987-88).

Regular Season

Season	G	GS	Min	FG	FGA	Pct.	3P	3PA	Pct.	FT	FTA	Pct.	Off	Def	Tot	Ast	PF	Dq	Stl	TO	Blk	Pts	Avg
1984-85	74	28	1297	156	349	.447	0	1	.000	73	108	.676	122	222	344	39	286	10	30	100	50	385	5.2
1985-86	48	36	1245	202	443	.456	0	4	.000	129	167	.772	102	232	334	50	207	12	33	99	40	533	11.1
Totals	122	64	2542	358	792	.452	0	5	.000	202	275	.735	224	454	678	89	493	22	63	199	90	918	7.5

Baker, Vin • Forward • 6-11 • 250 • College: Hartford • Born Nov. 23, 1971 in Lake Wales, FL
Signed as free agent on Mar. 12, 2004. Re-signed on Aug. 18, 2004. Traded to Houston, with Moochie Norris and 2006 second-round draft choice, for Maurice Taylor on Feb. 24, 2005. Also played for Milwaukee (1993-94 – 1996-97), Seattle (1997-98 – 2001-02), Boston (2002-03 – 2003-04), Houston (2004-05) and L.A. Clippers (2005-06).

Regular Season

Season	G	GS	Min	FG	FGA	Pct.	3P	3PA	Pct.	FT	FTA	Pct.	Off	Def	Tot	Ast	PF	Dq	Stl	TO	Blk	Pts	Avg
2003-04	17	0	313	40	99	.404	1	2	.500	32	45	.711	36	34	70	12	62	2	7	25	9	113	6.6
2004-05	24	0	191	13	38	.342	0	1	.000	7	15	.467	17	20	37	9	31	2	2	15	4	33	1.4
Totals	41	0	504	53	137	.387	1	3	.333	39	60	.650	53	54	107	21	93	2	9	40	13	146	3.6

Playoffs

Season	G	GS	Min	FG	FGA	Pct.	3P	3PA	Pct.	FT	FTA	Pct.	Off	Def	Tot	Ast	PF	Dq	Stl	TO	Blk	Pts	Avg
2003-04	4	0	57	8	14	.571	0	0	---	6	9	.667	6	6	12	1	8	1	3	2	2	22	5.5

Balkman, Renaldo (Taz, Plastic Man) • Forward • 6-8 • 208 • College: South Carolina • Born Jul. 14, 1984 in Staten Island, NY
Selected in first round (20th pick overall) of 2006 NBA Draft. Signed to contract on Jul. 5, 2006. Traded to Denver, with cash, in exchange for Taurean Green, Bobby Jones and 2010 second-round draft choice on Jul. 28, 2008. Traded from Denver as part of three-team deal on Feb. 22, 2011; acquired with Carmelo Anthony, Chauncey Billups, Anthony Carter and Shelden Williams from Denver for Wilson Chandler, Danilo Gallinari, Raymond Felton, Timofey Mozgov, a future first-round draft selection, two future second-round selections, cash and future draft considerations; Minnesota sent Corey Brewer to New York for Eddy Curry, Anthony Randolph and cash considerations, and sent Kosta Koufos to Denver in exchange for a future second round draft pick. Waived on Feb. 17, 2012. Also played for Denver (2008-09 – 2010-11).

Regular Season

Season	G	GS	Min	FG	FGA	Pct.	3P	3PA	Pct.	FT	FTA	Pct.	Off	Def	Tot	Ast	PF	Dq	Stl	TO	Blk	Pts	Avg
2006-07	68	1	1064	139	275	.505	5	27	.185	51	90	.567	97	197	294	44	146	0	57	49	44	334	4.9
2007-08	65	0	952	91	186	.489	1	12	.083	41	95	.432	83	133	216	40	132	1	44	37	30	224	3.4
2011-12	14	0	115	16	32	.500	2	9	.222	8	11	.727	6	20	26	5	14	0	4	6	3	42	3.0
Totals	150	1	2149	247	497	.497	9	50	.180	100	196	.510	187	352	539	89	296	1	106	93	77	603	4.0

Playoffs

Season	G	GS	Min	FG	FGA	Pct.	3P	3PA	Pct.	FT	FTA	Pct.	Off	Def	Tot	Ast	PF	Dq	Stl	TO	Blk	Pts	Avg
2010-11	Did Not Play																						

Bannister, Kenneth (Ken/The Animal) • Forward • 6-9 • 235 • College: St. Augustine's College • Born Apr. 1, 1960 in Baltimore, MD
Selected in seventh round (156th pick overall) of 1984 NBA Draft. Waived on Oct. 21, 1988. Became free agent following 1985-86 season. Also played for L.A. Clippers (1988-89 – 1990-91).

Regular Season

Season	G	GS	Min	FG	FGA	Pct.	3P	3PA	Pct.	FT	FTA	Pct.	Off	Def	Tot	Ast	PF	Dq	Stl	TO	Blk	Pts	Avg
1984-85	75	50	1404	209	445	.470	0	0	---	91	192	.474	108	222	330	39	279	16	38	141	40	509	6.8
1985-86	70	15	1405	235	479	.491	0	1	.000	131	249	.526	89	233	322	42	208	5	42	129	24	601	8.6
Totals	145	65	2809	444	924	.481	0	1	.000	222	441	.503	197	455	652	81	487	21	80	270	64	1110	7.7

Barker, Tom • Forward/Center • 6-11 • 230 • College: Hawaii • Born Mar. 11, 1955 in Harlingen, TX
Traded from Boston on Feb. 14, 1979 as player to be named later in Bob McAdoo trade on Feb. 12, 1979. Rights traded to Portland for 1982 third-round draft choice on Aug. 4, 1981. Also played for Atlanta (1976-77), Houston (1978-79) and Boston (1978-79).

Regular Season

Season	G	GS	Min	FG	FGA	Pct.	3P	3PA	Pct.	FT	FTA	Pct.	Off	Def	Tot	Ast	PF	Dq	Stl	TO	Blk	Pts	Avg
1978-79	22	0	329	44	102	.431	-	-	-	14	20	.700	31	52	83	9	45	0	6	20	7	102	4.6

Barnes, Jim (Bad News) • Center • 6-8 • 240 • College: Texas-Western • Born Apr. 13, 1941 in Tuckerman, AR • Died Sep. 14, 2002
Selected in first round (first pick overall) of 1964 NBA Draft. Traded to Baltimore, with Johnny Green, Johnny Egan and cash, for Walt Bellamy on Nov. 1, 1965. Also played for Baltimore (1965-66 and 1970-71), L.A. Lakers (1966-67 – 1967-68), Chicago (1967-68 – 1968-69) and Boston (1968-69 – 1969-70).

Regular Season

Season	G	GS	Min	FG	FGA	Pct.	3P	3PA	Pct.	FT	FTA	Pct.	Off	Def	Tot	Ast	PF	Dq	Stl	TO	Blk	Pts	Avg
1964-65	75	69	2586	454	1070	.424	-	-	-	251	379	.662	-	-	729	93	312	8	-	-	-	1159	15.5
1965-66	7	7	263	40	90	.444	-	-	-	30	42	.714	-	-	72	9	33	0	-	-	-	110	15.7
Totals	82	76	2849	494	1160	.426	-	-	-	281	421	.667	-	-	801	102	345	8	-	-	-	1269	15.5

Barnes, Matt • Forward • 6-7 • 225 • College: UCLA • Born Mar. 9, 1980 in Santa Clara, CA
Signed as free agent on Oct. 6, 2005. Waived on Dec. 3, 2005. Also played for L.A. Clippers (2003-04), Sacramento (2004-05), Philadelphia (2004-05, 2005-06), Golden State (2007-08), Phoenix (2008-09), Orlando (2009-10) and L.A. Lakers (2010-11 – 2012-13).

Regular Season

Season	G	GS	Min	FG	FGA	Pct.	3P	3PA	Pct.	FT	FTA	Pct.	Off	Def	Tot	Ast	PF	Dq	Stl	TO	Blk	Pts	Avg
2005-06	6	5	93	11	30	.367	1	4	.250	3	4	.750	7	17	24	6	8	0	4	6	0	26	4.3

Barnett, Richard (Dick/Fall Back Baby) • Guard • 6-4 • 190 • College: Tennessee State • Born Oct. 2, 1936 in Gary, IN
Traded from L.A. Lakers for Bob Boozer on Oct. 14, 1965. Retired following 1972-73 season. Waived on Oct. 23, 1973. Also played for Syracuse (1959-60 – 1960-61) and L.A. Lakers (1962-63 – 1964-65).

Regular Season

Season	G	GS	Min	FG	FGA	Pct.	3P	3PA	Pct.	FT	FTA	Pct.	Off	Def	Tot	Ast	PF	Dq	Stl	TO	Blk	Pts	Avg
1965-66	75	74	2589	631	1344	.469	-	-	-	467	605	.772	-	-	310	259	235	6	-	-	-	1729	23.1
1966-67	67	43	1969	454	949	.478	-	-	-	231	295	.783	-	-	226	161	185	2	-	-	-	1139	17.0
1967-68	81	81	2488	559	1159	.482	-	-	-	343	440	.780	-	-	238	242	222	0	-	-	-	1461	18.0
1968-69	82	76	2953	565	1220	.463	-	-	-	312	403	.774	-	-	251	291	239	0	-	-	-	1442	17.6
1969-70	82	82	2772	494	1039	.475	-	-	-	232	325	.714	-	-	221	298	220						

Bartels, Edward (Ed) • Forward • 6-5 • 195 • College: North Carolina State • Born Oct. 8, 1925 in New York, NY • Died Nov. 4, 2007
Also played for Denver (1949-50) and Washington (1950-51).

Regular Season																							
Season	G	GS	Min	FG	FGA	Pct.	3P	3PA	Pct.	FT	FTA	Pct.	Off	Def	Tot	Ast	PF	Dq	Stl	TO	Blk	Pts	Avg
1949-50	2	-	-	1	4	.250	-	-	-	2	3	.667	-	-	-	0	2	-	-	-	-	4	2.0

Beard, Alfred (Butch) • Guard • 6-3 • 185 • College: Louisville • Born May 4, 1947 in Hardinburg, KY
Contract sold on waivers from Cleveland on Dec. 1, 1975. Waived on Oct. 30, 1978. Also played for Atlanta (1969-70), Cleveland (1971-72, 1975-76), Seattle (1972-73) and Golden State (1973-74 – 1974-75).

Regular Season																							
Season	G	GS	Min	FG	FGA	Pct.	3P	3PA	Pct.	FT	FTA	Pct.	Off	Def	Tot	Ast	PF	Dq	Stl	TO	Blk	Pts	Avg
1975-76	60	28	1449	193	406	.475	-	-	-	117	155	.755	89	178	267	173	180	2	71	-	6	503	8.4
1976-77	70	10	1082	148	293	.505	-	-	-	75	109	.688	50	113	163	144	137	0	57	-	5	371	5.3
1977-78	79	37	1979	308	614	.502	-	-	-	129	160	.806	76	188	264	339	201	2	117	140	3	745	9.4
1978-79	7	2	85	11	26	.423	-	-	-	0	0	-	1	9	10	19	13	0	7	10	0	22	3.1
Totals	216	77	4595	660	1339	.493	-	-	-	321	424	.757	216	488	704	675	531	4	252	150	14	1641	7.6

Playoffs																							
Season	G	GS	Min	FG	FGA	Pct.	3P	3PA	Pct.	FT	FTA	Pct.	Off	Def	Tot	Ast	PF	Dq	Stl	TO	Blk	Pts	Avg
1977-78	6	6	160	24	48	.500	-	-	-	6	10	.600	7	14	21	27	22	0	10	11	2	54	9.0

Behagen, Ronald (Ron) • Forward • 6-9 • 235 • College: Minnesota • Born Jan. 14, 1951 in New York, NY
Signed as free agent on Feb. 20, 1979. Released on Mar. 2, 1979. Also played for Kansas City-Omaha/Kansas City (1973-74 – 1974-75, 1978-79), New Orleans (1975-76 – 1976-77), Atlanta (1977-78), Houston (1977-78), Indiana (1977-78), Detroit (1978-79), Kansas City (1978-79) and Washington (1979-80).

Regular Season																							
Season	G	GS	Min	FG	FGA	Pct.	3P	3PA	Pct.	FT	FTA	Pct.	Off	Def	Tot	Ast	PF	Dq	Stl	TO	Blk	Pts	Avg
1978-79	5	0	38	5	12	.417	-	-	-	2	2	1.000	2	9	11	2	8	0	2	4	0	12	2.4

Bell, Dennis • Guard • 6-5 • 225 • College: Drake • Born Jun. 2, 1951 in Cincinnati, OH
Selected in fifth round (83rd pick overall) of 1973 NBA Draft. Waived on Oct. 15, 1973. Signed as free agent on Jun. 27, 1974. Waived on Nov. 26, 1975.

Regular Season																							
Season	G	GS	Min	FG	FGA	Pct.	3P	3PA	Pct.	FT	FTA	Pct.	Off	Def	Tot	Ast	PF	Dq	Stl	TO	Blk	Pts	Avg
1973-74	1	0	4	0	1	.000	-	-	-	0	0	-	0	0	0	0	0	0	0	0	0	0	0.0
1974-75	52	0	465	68	181	.376	-	-	-	20	36	.556	48	57	105	25	54	0	22	-	9	156	3.0
1975-76	10	0	76	8	21	.381	-	-	-	3	7	.429	4	10	14	3	11	0	6	-	1	19	1.9
Totals	63	0	545	76	203	.374	-	-	-	23	43	.535	52	67	119	28	65	0	28	-	10	175	2.8

Playoffs																							
Season	G	GS	Min	FG	FGA	Pct.	3P	3PA	Pct.	FT	FTA	Pct.	Off	Def	Tot	Ast	PF	Dq	Stl	TO	Blk	Pts	Avg
1974-75	3	0	27	1	8	.125	-	-	-	0	5	.000	0	4	4	0	6	0	0	0	0	2	0.7

Bell, William (Whitey/Popeye) • Guard • 6-0 • 180 • College: North Carolina State • Born Sep. 13, 1932 in Monticello, KY
Signed on Jan. 11, 1960.

Regular Season																							
Season	G	GS	Min	FG	FGA	Pct.	3P	3PA	Pct.	FT	FTA	Pct.	Off	Def	Tot	Ast	PF	Dq	Stl	TO	Blk	Pts	Avg
1959-60	31	-	549	70	185	.378	-	-	-	28	43	.651	-	-	87	55	59	0	-	-	-	168	5.4
1960-61	5	-	45	7	18	.389	-	-	-	1	3	.333	-	-	7	1	7	0	-	-	-	15	3.0
Totals	36	-	594	77	203	.379	-	-	-	29	46	.630	-	-	94	56	66	0	-	-	-	183	5.1

Bellamy, Walter (Walt/Bells) • Center • 6-11 • 245 • College: Indiana • Born Jul. 24, 1939 in New Bern, NC
Traded from Baltimore for Johnny Green, Johnny Egan, Jim Barnes and cash on Nov. 1, 1965. Traded to Detroit, with Howard Komives, for Dave DeBusschere on Dec. 19, 1968. Also played for Chicago (1961-62 – 1962-63), Baltimore (1963-64 – 1965-66), Detroit (1968-69 – 1969-70), Atlanta (1969-70 – 1973-74) and New Orleans (1974-75). Elected to Naismith Memorial Basketball Hall of Fame in 1993.

Regular Season																							
Season	G	GS	Min	FG	FGA	Pct.	3P	3PA	Pct.	FT	FTA	Pct.	Off	Def	Tot	Ast	PF	Dq	Stl	TO	Blk	Pts	Avg
1965-66	72	72	3084	639	1249	.512	-	-	-	390	622	.627	-	-	1152	217	262	7	-	-	-	1668	23.2
1966-67	79	78	3010	565	1084	.521	-	-	-	369	580	.636	-	-	1064	206	275	5	-	-	-	1499	19.0
1967-68	82	64	2695	511	944	.541	-	-	-	359	529	.662	-	-	961	164	259	3	-	-	-	1372	16.7
1968-69	35	31	1136	204	402	.507	-	-	-	125	202	.619	-	-	385	77	123	1	-	-	-	533	15.2
Totals	268	245	9925	1919	3679	.522	-	-	-	1234	1933	.638	-	-	3562	664	919	16	-	-	-	5072	18.9

Playoffs																							
Season	G	GS	Min	FG	FGA	Pct.	3P	3PA	Pct.	FT	FTA	Pct.	Off	Def	Tot	Ast	PF	Dq	Stl	TO	Blk	Pts	Avg
1966-67	4	4	157	28	54	.519	-	-	-	17	29	.586	-	-	66	12	15	0	-	-	-	73	18.3
1967-68	6	6	277	45	107	.421	-	-	-	30	48	.625	-	-	96	21	22	0	-	-	-	120	20.0
Totals	10	10	434	73	161	.453	-	-	-	47	77	.610	-	-	162	33	37	0	-	-	-	193	19.3

Bender, Jonathan • Forward • 7-0 • 230 • College: none • Born Jan. 30, 1981 in Picayune, MS
Signed as a free agent on Dec. 13, 2009. Became free agent following 2009-10 season. Also played for Indiana (1999-2000 – 2005-06).

Regular Season																							
Season	G	GS	Min	FG	FGA	Pct.	3P	3PA	Pct.	FT	FTA	Pct.	Off	Def	Tot	Ast	PF	Dq	Stl	TO	Blk	Pts	Avg
2009-10	25	1	292	40	100	.400	14	39	.359	24	26	.923	15	37	52	16	33	0	2	28	17	118	4.7

Bergen, Gary • Forward • 6-8 • 210 • College: Kansas State • Born Jul. 16, 1932 in Independence, MO
Selected in second round of 1956 NBA Draft. Signed on May 14, 1956. Retired on Nov. 20, 1956.

Regular Season																							
Season	G	GS	Min	FG	FGA	Pct.	3P	3PA	Pct.	FT	FTA	Pct.	Off	Def	Tot	Ast	PF	Dq	Stl	TO	Blk	Pts	Avg
1956-57	6	-	40	3	11	.273	-	-	-	2	2	1.000	-	-	8	1	4	0	-	-	-	8	1.3

Biiby, Charles (Henry) • Guard • 6-1 • 185 • College: UCLA • Born Nov. 24, 1949 in Franklinton, NC
Selected in fourth round (58th pick overall) of 1972 NBA Draft. Traded to New Orleans, with cash and future draft choice, for Neal Walk and Jim Barnett on Feb. 1, 1975. Also played for New Orleans (1974-75 – 1975-76) Philadelphia (1976-77 – 1979-80) and San Diego (1980-81).

Regular Season																							
Season	G	GS	Min	FG	FGA	Pct.	3P	3PA	Pct.	FT	FTA	Pct.	Off	Def	Tot	Ast	PF	Dq	Stl	TO	Blk	Pts	Avg
1972-73	55	0	475	78	205	.380	-	-	-	73	86	.849	-	-	82	64	67	0	-	-	-	229	4.2
1973-74	66	1	986	210	465	.452	-	-	-	73	88	.830	48	85	133	91	123	0	65	-	2	493	7.5
1974-75	47	5	876	179	400	.448	-	-	-	69	96	.719	29	58	87	105	96	0	29	-	3	427	9.1
Totals	168	6	2337	467	1070	.436	-	-	-	215	270	.796	77	143	302	260	286	0	94	-	5	1149	6.8

Playoffs																							
Season	G	GS	Min	FG	FGA	Pct.	3P	3PA	Pct.	FT	FTA	Pct.	Off	Def	Tot	Ast	PF	Dq	Stl	TO	Blk	Pts	Avg
1972-73	6	0	43	8	18	.444	-	-	-	4	8	.500	-	-	2	3	5	0	-	-	-	20	3.3
1973-74	10	0	89	16	45	.356	-	-	-	10	12	.833	5	5	10	11	15	0	3	-	0	42	4.2
Totals	16	0	132	24	63	.381	-	-	-	14	20	.700	5	5	12	14	20	0	3	-	0	62	3.9

Biiby, Michael (Mike) • Guard • 6-2 • 195 • College: Arizona • Born May 13, 1978 in Cherry Hill, NJ
Signed as free agent on Dec. 11, 2012. Became unrestricted free agent following 2011-12 season. Also played for Vancouver (1998-99 – 2000-01), Sacramento (2001-02 – 2007-08), Atlanta (2007-08 – 2010-11), Washington (2010-11) and Miami (2010-11).

Regular Season																			
Season	G	GS	Min	FG	FGA	Pct.	3P	3PA	Pct.	FT	FTA	Pct.	Off	Def	Tot	Ast	PF		

Bohannon, Etdrick • Forward • 6-9 • 230 • College: Auburn-Montgomery • Born May 29, 1973 in San Bernardino, CA
Signed to first of two consecutive 10-day contracts on Feb. 20, 2000. Became free agent on Mar. 11, 2000. Also played for Indiana (1997-98), Washington (1998-99), L.A. Clippers (1999-2000) and Cleveland (2000-01).

Regular Season

Season	G	GS	Min	FG	FGA	Pct.	3P	3PA	Pct.	FT	FTA	Pct.	Off	Def	Tot	Ast	PF	Dq	Stl	TO	Blk	Pts	Avg
1999-00	2	0	5	0	0	—	0	0	—	3	4	.750	1	0	1	0	1	0	0	2	0	3	1.5

Bonner, Anthony (A.B.) • Forward • 6-8 • 225 • College: St. Louis • Born Jun. 8, 1968 in St. Louis, MO

Signed as free agent on Oct. 5, 1993. Became free agent following 1994-95 season. Also played for Sacramento (1990-91 – 1992-93) and Orlando (1995-96).

Regular Season

Season	G	GS	Min	FG	FGA	Pct.	3P	3PA	Pct.	FT	FTA	Pct.	Off	Def	Tot	Ast	PF	Dq	Stl	TO	Blk	Pts	Avg
1993-94	73	38	1402	162	288	.563	0	0	—	50	105	.476	150	194	344	88	175	3	76	89	13	374	5.1
1994-95	58	23	1126	88	193	.456	1	5	.200	44	67	.657	113	149	262	80	159	0	48	79	7	221	3.8
Totals	131	61	2528	250	481	.520	1	5	.200	94	172	.547	263	343	606	168	334	3	124	168	20	595	4.5

Playoffs

Season	G	GS	Min	FG	FGA	Pct.	3P	3PA	Pct.	FT	FTA	Pct.	Off	Def	Tot	Ast	PF	Dq	Stl	TO	Blk	Pts	Avg
1993-94	13	7	118	10	22	.455	0	0	—	7	13	.538	15	13	28	2	22	0	5	13	0	27	2.1
1994-95	6	0	38	6	11	.545	0	1	.000	3	6	.500	4	4	8	2	6	0	1	3	1	15	2.5
Totals	19	7	156	16	33	.485	0	1	.000	10	19	.526	19	17	36	4	28	0	6	16	1	42	2.2

Boozer, Robert (Bob/Bullet) • Forward • 6-8 • 215 • College: Kansas State • Born Apr. 26, 1937 in Omaha, NE • Died May 19, 2012
Traded from Cincinnati, with cash, in three-team deal on Dec. 16, 1963; New York sent Donniss Butcher and Bob Duffy to Detroit; Detroit sent Larry Staverman to Cincinnati and Johnny Egan to New York. Traded to L.A. Lakers for Dick Barnett on Oct. 14, 1965. Also played for Cincinnati (1960-61 – 1963-64), L.A. Lakers (1965-66), Chicago (1966-67 – 1968-69), Seattle (1969-70) and Milwaukee (1970-71).

Regular Season

Season	G	GS	Min	FG	FGA	Pct.	3P	3PA	Pct.	FT	FTA	Pct.	Off	Def	Tot	Ast	PF	Dq	Stl	TO	Blk	Pts	Avg
1963-64	49	-	1652	329	762	.432	-	-	-	198	257	.770	-	-	418	63	148	1	-	-	-	856	17.5
1964-65	80	51	2139	424	963	.440	-	-	-	288	375	.768	-	-	604	108	183	0	-	-	-	1136	14.2
Totals	129	51	3791	753	1725	.437	-	-	-	486	632	.769	-	-	1022	171	331	1	-	-	-	1992	15.4

Boryla, Vincent (Vince/Moose) • Forward • 6-5 • 210 • College: Denver • Born Mar. 11, 1927 in East Chicago, IL

Retired on Apr. 21, 1954.

Regular Season

Season	G	GS	Min	FG	FGA	Pct.	3P	3PA	Pct.	FT	FTA	Pct.	Off	Def	Tot	Ast	PF	Dq	Stl	TO	Blk	Pts	Avg
1949-50	59	-	204	600	340	-	-	-	-	204	267	.764	-	-	95	203	-	-	-	-	-	612	10.4
1950-51	66	-	352	867	406	-	-	-	-	278	332	.837	-	-	249	182	244	6	-	-	-	982	14.9
1951-52	42	-	1440	202	522	.387	-	-	-	96	115	.835	-	-	219	90	121	2	-	-	-	500	11.9
1952-53	66	-	2200	254	686	.370	-	-	-	165	201	.821	-	-	233	166	226	8	-	-	-	673	10.2
1953-54	52	-	1522	175	525	.333	-	-	-	70	81	.864	-	-	130	77	128	0	-	-	-	420	8.1
Totals	285	-	5162	1187	3200	.371	-	-	-	813	996	.816	-	-	831	610	922	16	-	-	-	3187	11.2

Playoffs

Season	G	GS	Min	FG	FGA	Pct.	3P	3PA	Pct.	FT	FTA	Pct.	Off	Def	Tot	Ast	PF	Dq	Stl	TO	Blk	Pts	Avg
1949-50	5	-	23	52	442	-	-	-	-	29	32	.906	-	-	7	25	-	-	-	-	-	75	15.0
1950-51	14	-	83	193	430	-	-	-	-	51	56	.911	-	-	52	37	42	1	-	-	-	217	15.5
1951-52	-	-	-	-	-	-	-	-	-	-	-	-	-	-	-	-	-	-	-	-	-	-	-
1952-53	11	-	397	44	116	.379	-	-	-	29	34	.853	-	-	35	20	35	2	-	-	-	117	10.6
1953-54	3	0	66	8	14	.571	-	-	-	11	13	.846	-	-	2	1	12	1	-	-	-	27	9.0
Totals	33	-	463	158	375	.421	-	-	-	120	135	.889	-	-	89	65	114	4	-	-	-	436	13.2

NBA All-Star

Season	Min	FG	FGA	Pct.	3P	3PA	Pct.	FT	FTA	Pct.	Off	Def	Tot	Ast	PF	Dq	Stl	TO	Blk	Pts
1951	-	4	6	.667	-	-	-	1	1	1.000	-	-	2	2	3	0	-	-	-	9

Bowie, Anthony • Guard • 6-6 • 200 • College: Oklahoma • Born Nov. 9, 1963 in Tulsa, OK

Signed as free agent on Jan. 6, 1998. Became free agent following 1997-98 season. Also played for San Antonio (1988-89), Houston (1989-90) and Orlando (1991-92 – 1995-96).

Regular Season

Season	G	GS	Min	FG	FGA	Pct.	3P	3PA	Pct.	FT	FTA	Pct.	Off	Def	Tot	Ast	PF	Dq	Stl	TO	Blk	Pts	Avg
1997-98	27	3	224	32	59	.542	3	4	.750	8	9	.889	9	17	26	11	25	1	6	7	2	75	2.8

Playoffs

Season	G	GS	Min	FG	FGA	Pct.	3P	3PA	Pct.	FT	FTA	Pct.	Off	Def	Tot	Ast	PF	Dq	Stl	TO	Blk	Pts	Avg
1997-98	7	0	23	2	4	.500	0	0	—	0	0	—	0	0	0	1	4	0	1	1	0	4	0.6

Bowman, Nathaniel (Nate The Snake) • Center • 6-10 • 245 • College: Wichita State • Born Mar. 19, 1943 in Fort Worth, TX • Died: Dec. 11, 1984
Purchased from Seattle on Sep. 18, 1967. Traded to Buffalo, with Mike Silliman, for future considerations or draft choice on Jun. 20, 1970. Also played for Chicago (1966-67), Buffalo (1970-71) and Pittsburgh of ABA (1971-72).

Regular Season

Season	G	GS	Min	FG	FGA	Pct.	3P	3PA	Pct.	FT	FTA	Pct.	Off	Def	Tot	Ast	PF	Dq	Stl	TO	Blk	Pts	Avg
1967-68	42	0	272	52	134	.388	-	-	-	10	15	.667	-	-	113	20	69	0	-	-	-	114	2.7
1968-69	67	1	607	82	226	.363	-	-	-	29	61	.475	-	-	220	53	142	4	-	-	-	193	2.9
1969-70	81	1	744	98	235	.417	-	-	-	41	79	.519	-	-	257	46	189	2	-	-	-	237	2.9
Totals	190	2	1623	232	595	.390	-	-	-	80	155	.516	-	-	590	119	400	6	-	-	-	544	2.9

Playoffs

Season	G	GS	Min	FG	FGA	Pct.	3P	3PA	Pct.	FT	FTA	Pct.	Off	Def	Tot	Ast	PF	Dq	Stl	TO	Blk	Pts	Avg
1967-68	1	0	6	0	4	.000	-	-	-	0	0	—	-	-	3	0	1	0	-	-	-	0	0.0
1968-69	10	0	62	4	15	.267	-	-	-	3	3	1.000	-	-	32	3	16	0	-	-	-	11	1.1
1969-70	18	1	128	18	47	.383	-	-	-	7	10	.700	-	-	44	6	34	0	-	-	-	43	2.4
Totals	29	1	196	22	66	.333	-	-	-	10	13	.769	-	-	79	9	51	0	-	-	-	54	1.9

Bradley, Alex • Forward • 6-6 • 215 • College: Villanova • Born Oct. 30, 1959 in Bradenton, FL

Selected in fourth round (86th pick overall) of 1981 NBA Draft. Waived on Oct. 6, 1982.

Regular Season

Season	G	GS	Min	FG	FGA	Pct.	3P	3PA	Pct.	FT	FTA	Pct.	Off	Def	Tot	Ast	PF	Dq	Stl	TO	Blk	Pts	Avg
1981-82	39	0	331	54	103	.524	0	1	.000	29	48	.604	31	34	65	11	37	0	12	28	5	137	3.5

Bradley, William (Bill/Dollar Bill) • Forward • 6-5 • 210 • College: Princeton • Born Jul. 28, 1943 in Crystal City, MO
Selected in 1965 NBA Draft (second overall - territorial choice). Signed on Apr. 27, 1967. Retired following 1976-77 season. Elected to Naismith Memorial Basketball Hall of Fame in 1982.

Regular Season

Season	G	GS	Min	FG	FGA	Pct.	3P	3PA	Pct.	FT	FTA	Pct.	Off	Def	Tot	Ast	PF	Dq	Stl	TO	Blk	Pts	Avg
1967-68	45	11	874	142	341	.416	-	-	-	76	104	.731	-	-	113	137							

Braun, Carl (Baby Face) • Forward • 6-5 • 180 • College: Colgate • Born Sep. 25, 1927 in Brooklyn, NY • Died Feb. 10, 2010
 Re-signed on Sep. 16, 1948, Aug. 23, 1949, Sep. 15, 1952, Sep. 17, 1953, Sep. 1954, Jul. 12, 1956, Jul. 29, 1957, Jun. 30, 1958 and Sep. 15, 1959. Waived on May 8, 1961. Also played for Boston (1961-62).

Regular Season

Season	G	GS	Min	FG	FGA	Pct.	3P	3PA	Pct.	FT	FTA	Pct.	Off	Def	Tot	Ast	PF	Dq	Stl	TO	Blk	Pts	Avg
1947-48	47	-	276	854	323	-	-	-	-	119	183	.650	-	-	-	61	102	-	-	-	-	671	14.3
1948-49	57	-	299	906	330	-	-	-	-	212	279	.760	-	-	-	173	144	-	-	-	-	810	14.2
1949-50	67	-	373	1024	364	-	-	-	-	285	374	.762	-	-	-	247	188	-	-	-	-	1031	15.4
1950-51	Did Not Play - In Military Service																						
1951-52	Did Not Play - In Military Service																						
1952-53	70	-	2316	323	807	.400	-	-	-	331	401	.825	-	-	-	233	243	287	14	-	-	977	14.0
1953-54	72	-	2373	354	884	.400	-	-	-	354	429	.825	-	-	-	246	209	259	6	-	-	1062	14.8
1954-55	71	-	2479	400	1032	.388	-	-	-	274	342	.801	-	-	-	295	274	208	3	-	-	1074	15.1
1955-56	72	-	2316	396	1064	.372	-	-	-	320	382	.838	-	-	-	259	298	215	3	-	-	1112	15.4
1956-57	72	-	2345	378	993	.381	-	-	-	245	303	.809	-	-	-	259	256	195	1	-	-	1001	13.9
1957-58	71	-	2475	426	1018	.418	-	-	-	321	378	.849	-	-	-	330	393	183	2	-	-	1173	16.5
1958-59	72	-	1959	287	684	.420	-	-	-	180	216	.826	-	-	-	251	349	178	3	-	-	754	10.5
1959-60	94	-	1514	285	659	.432	-	-	-	129	154	.838	-	-	-	168	270	137	2	-	-	699	12.9
1960-61	15	-	218	37	79	.468	-	-	-	11	14	.786	-	-	-	31	48	29	0	-	-	85	5.7
Totals	740	-	17995	3834	10004	.383	-	-	-	2781	3457	.804	-	-	2072	2821	2125	34	-	-	-	10449	14.1

Playoffs

Season	G	GS	Min	FG	FGA	Pct.	3P	3PA	Pct.	FT	FTA	Pct.	Off	Def	Tot	Ast	PF	Dq	Stl	TO	Blk	Pts	Avg
1947-48	3	-	12	41	293	-	-	-	-	6	10	.600	-	-	-	2	6	0	-	-	-	30	10.0
1948-49	6	-	33	102	324	-	-	-	-	50	62	.806	-	-	-	19	22	1	-	-	-	116	19.3
1949-50	5	-	28	68	412	-	-	-	-	29	38	.763	-	-	-	19	21	1	-	-	-	85	17.0
1952-53	11	-	374	47	145	.324	-	-	-	54	67	.806	-	-	-	44	31	46	2	-	-	148	13.5
1953-54	4	2	125	18	52	.346	-	-	-	35	40	.875	-	-	-	12	9	22	2	-	-	117	17.8
1954-55	3	3	103	18	44	.409	-	-	-	18	20	.900	-	-	-	14	16	11	0	-	-	54	18.0
1958-59	2	2	62	12	32	.375	-	-	-	8	9	.889	-	-	-	4	10	4	0	-	-	32	16.0
Totals	34	7	664	168	484	.347	-	-	-	200	246	.813	-	-	74	106	132	6	-	-	-	536	15.8

NBA All-Star

Season	Min	FG	FGA	Pct.	3P	3PA	Pct.	FT	FTA	Pct.	Off	Def	Tot	Ast	PF	Dq	Stl	TO	Blk	Pts	
1953	21	1	4	.250	-	-	-	1	1	1.000	-	-	3	2	2	0	-	-	-	3	
1954	29	4	8	.500	-	-	-	1	1	1.000	-	-	4	2	3	0	-	-	-	9	
1955	16	4	6	.667	-	-	-	0	0	-	-	-	2	2	2	0	-	-	-	8	
1956	Selected/Did Not Play - Injured																				
1957	24	4	9	.444	-	-	-	2	2	1.000	-	-	3	2	2	0	-	-	-	10	
Totals	90	13	27	.481	-	-	-	4	4	1.000	-	-	12	8	9	0	-	-	-	30	

Brennan, Peter (Pete) • Forward • 6-6 • 205 • College: North Carolina • Born Sep. 23, 1936 in Brooklyn, NY • Died Jun. 8, 2012
 Selected in first round (fourth pick overall) of 1958 NBA Draft. Waived on Oct. 25, 1959.

Regular Season

Season	G	GS	Min	FG	FGA	Pct.	3P	3PA	Pct.	FT	FTA	Pct.	Off	Def	Tot	Ast	PF	Dq	Stl	TO	Blk	Pts	Avg
1958-59	16	-	136	13	43	.302	-	-	-	14	25	.560	-	-	31	6	15	0	-	-	-	40	2.5
1959-60	Did Not Play																						
Totals	16	-	136	13	43	.302	-	-	-	14	25	.560	-	-	31	6	15	0	-	-	-	40	2.5

Playoffs

Season	G	GS	Min	FG	FGA	Pct.	3P	3PA	Pct.	FT	FTA	Pct.	Off	Def	Tot	Ast	PF	Dq	Stl	TO	Blk	Pts	Avg
1958-59	2	0	6	2	7	.286	-	-	-	0	1	.000	-	-	5	0	4	0	-	-	-	4	2.0

Brewer, Jamison • Guard • 6-4 • 195 • College: Auburn • Born Nov. 19, 1980 in East Point, GA
 Signed as free agent on Aug. 27, 2004. Traded, with Nazr Mohammed, to San Antonio for Malik Rose and conditional first-round draft picks in 2005 and 2006 on Feb. 24, 2005. Signed as free agent on Oct. 14, 2005. Also played for Indiana (2001-02 - 2003-04).

Regular Season

Season	G	GS	Min	FG	FGA	Pct.	3P	3PA	Pct.	FT	FTA	Pct.	Off	Def	Tot	Ast	PF	Dq	Stl	TO	Blk	Pts	Avg
2004-05	18	0	185	11	37	.297	3	15	.200	6	13	.462	6	16	22	12	11	0	8	13	1	31	1.7

Brewer, Ronnie • Guard • 6-7 • 235 • College: Arkansas • Born Mar. 20, 1985 in Portland, OR
 Signed as free agent on Jul. 25, 2012. Traded to Oklahoma City for 2014 second-round draft choice and cash considerations on Feb. 21, 2013. Also played for Utah (2006-07 - 2009-10), Memphis (2009-10) and Chicago (2010-11 - 2011-12).

Regular Season

Season	G	GS	Min	FG	FGA	Pct.	3P	3PA	Pct.	FT	FTA	Pct.	Off	Def	Tot	Ast	PF	Dq	Stl	TO	Blk	Pts	Avg
2012-13	46	34	711	64	175	.366	22	71	.310	16	39	.410	29	71	100	40	27	0	34	14	6	166	3.6

Brindley, Aud • Forward • 6-4 • 175 • College: Dartmouth • Born Dec. 31, 1923 in Mineola, NY • Died Nov. 19, 1958

Regular Season

Season	G	GS	Min	FG	FGA	Pct.	3P	3PA	Pct.	FT	FTA	Pct.	Off	Def	Tot	Ast	PF	Dq	Stl	TO	Blk	Pts	Avg
1946-47	12	-	14	49	286	-	-	-	-	6	7	.857	-	-	-	1	16	-	-	-	-	34	2.8

Playoffs

Season	G	GS	Min	FG	FGA	Pct.	3P	3PA	Pct.	FT	FTA	Pct.	Off	Def	Tot	Ast	PF	Dq	Stl	TO	Blk	Pts	Avg
1946-47	3	-	3	6	500	-	-	-	-	4	6	.667	-	-	-	0	4	-	-	-	-	10	3.3

Knick Knacks

PUBLISHED BY THE KNICKERBOCKER PROFESSIONAL BASKETBALL TEAM • MADISON SQUARE GARDEN

Volume 2, Number 3

December, 1948

4 Garden Games on Knicks' Holiday Card

Young Mikan Budding Star

Following in his big brother George's footsteps, and here Christmas night with the Chicago Stags against the Knickerbockers, in Madison Square Garden, will be Ed Mikan, from De Paul University.


The Mikans led De Paul in scoring the past six years—George from 1942-43 through 1945-46 and Ed in 1946-47 and 1947-48. Even in comparison with his 6-10 brother Ed is no midget. He stands 6-8 and weighs 230 pounds.

Ed scored 463 points for the Blue Demons last winter and was co-captain with Whitey Kachan, who is also now with the Chicago Stags. The younger Mikan was the Stags' first choice in the draft last Spring and has been seeing more service than the Chicago club's Stan Miasek, BAA's fifth leading scorer last season with 716 Pts.

While De Paul was eliminated in the semi-final round of the 1948 National Invitation Tournament, in the Garden, by NYU, Ed emerged the tourney's top scorer with 64 points, 11 more than Ray Lump, the runner-up.



Bottoms up! This unusual shot shows Bud Palmer, of the Knicks, and Sonny Hertzberg, Washington, the former City College ace, fighting for the ball.



Carl Braun (left) and Bud Palmer who are leading the Knicks in scoring. Braun was top man last season with 671 points. Palmer scored 622.

Knick Rookies Talk of League

Rival Coaches, Fans Praise McGaha, Ritter

While the Basketball Assn. of America race has a long way to go, the New York Knickerbockers' two rookie stars, Goebel Ritter, Eastern Kentucky State, and Melvin McGaha, Arkansas University, are already drawing the praise of opposing coaches, the fans and writers around the circuit.

Ritter has been a revelation with his speed, hard driving on cuts for the basket and one-handed shooting, while McGaha's steadiness, ball handling and accuracy have paid big dividends for Joe

Lapchick's squad. As they say of McGaha he doesn't shoot often, but when he does he seldom misses. Mel has a shooting percentage of 49 percent, truly remarkable when 33 percent is rated excellent.

Speaking of McGaha, Coach Lapchick said: "Mel is like an old pro. He doesn't believe in throwing the ball away. When he takes a shot he's in good position to score, and he knows what to do with the ball when he's too closely guarded to try for a basket. He isn't a reckless heaver."

When he got his chance to play for longer periods Ritter started closing in on the Knickerbockers' leading scorers. He was exceptionally effective, contributing 22 points, when the Knicks defeated the Philadelphia Warriors recently at the 69th Regt. Armory.

Another feature of the Knicks' play to date has been the improvement in Bill Van Breda Kolff, former Princeton captain.

Chicago Here Xmas Night

All wrapped up in Christmas bunting is a special holiday package for the followers of the Knickerbockers. From Wednesday, Dec. 22, through Saturday, Jan. 1, the Knicks meet four of the strongest and most popular clubs in the Basketball Assn. of America—and all four games will be played in Madison Square Garden.

The Minneapolis Lakers, led by the mighty George Mikan, open the holiday invasion on Wednesday night, Dec. 22, with the Knicks striving to atone for the 77-68 defeat hung on them by the Lakers here last Nov. 11.

Christmas night, the colorful Chicago Stags move into the Garden for their first meeting this season with the Knicks. Back with the Stags are all of last year's stars, including Max Zaslofsky, the Brooklyn boy and former St. John's star who led the BAA in scoring last year with 1,007 points.

Wednesday night, Dec. 29, the Rochester Royals, with five former Met college stars on the squad, are back for their second Garden clash with Joe Lapchick's club. And on Saturday afternoon, Jan. 1, New Year's Day, the Knicks will be host to the Philadelphia Warriors, led by the high scoring Joe Fulks.

Minneapolis won the National League championship last season with Mikan rewriting all of the scoring records for that circuit and being voted the most valuable player in the loop. Big George scored 1,195 points, averaging 21.3 per game. He set a single game mark of 42 against Ft. Wayne; most field goals in one game, 17 against Rochester; most field goals for one season, 406, and most free throws, 383.

A newcomer with the Chicago Stags is Ed Mikan, from De Paul, George's younger brother. Ed stands 6-8 and led De Paul in scoring the last two years. He was also top man in the 1948 National Invitation Tournament.

Brooks, Scott • Guard • 5-11 • 165 • College: California-Irvine • Born Jul. 31, 1965 in French Camp, CA

Signed as free agent on Oct. 14, 1996. Re-signed as free agent on Sep. 29, 1997. Traded to Boston, with Walter McCarty, Dontae Jones and John Thomas, for Chris Mills and two future second-round draft choices on Oct. 22, 1997. Also played for Philadelphia (1988-89 – 1989-90), Minnesota (1990-91 – 1991-92), Houston (1992-93 – 1994-95), Dallas (1994-95 – 1995-96), Cleveland (1997-98) and L.A. Clippers (1998-99).

Regular Season

Season	G	GS	Min	FG	FGA	Pct.	3P	3PA	Pct.	FT	FTA	Pct.	Off	Def	Tot	Ast	PF	Dq	Stl	TO	Blk	Pts	Avg
1996-97	38	0	251	19	39	.487	5	12	.417	14	15	.933	6	12	18	29	35	1	21	10	0	57	1.5

Playoffs

Season	G	GS	Min	FG	FGA	Pct.	3P	3PA	Pct.	FT	FTA	Pct.	Off	Def	Tot	Ast	PF	Dq	Stl	TO	Blk	Pts	Avg
1996-97	4	0	7	1	2	.500	0	0	—	1	1	1.000	0	0	0	0	0	0	0	0	0	3	0.8

Brown, Derrick • Forward • 6-8 • 220 • College: Xavier • Born Sep. 8, 1987 in Oakland, CA

Claimed off waivers Mar. 1, 2011. Became free agent following 2010-11 season. Also played for Charlotte (2009-10 – 2010-11, 2011-12).

Regular Season

Season	G	GS	Min	FG	FGA	Pct.	3P	3PA	Pct.	FT	FTA	Pct.	Off	Def	Tot	Ast	PF	Dq	Stl	TO	Blk	Pts	Avg
2010-11	8	0	88	12	18	.667	3	4	.750	7	13	.538	9	6	15	4	11	0	4	7	2	34	4.3

Playoffs

Season	G	GS	Min	FG	FGA	Pct.	3P	3PA	Pct.	FT	FTA	Pct.	Off	Def	Tot	Ast	PF	Dq	Stl	TO	Blk	Pts	Avg
2010-11	Did Not Play																						

Brunson, Erick (Rick) • Guard • 6-4 • 190 • College: Temple • Born Jun. 14, 1972 in Syracuse, NY

Signed as free agent on Oct. 23, 1997. Waived on Oct. 30, 1997. Signed as free agent on Jan. 21, 1999. Re-signed on Sep. 21, 1999. Became free agent following 1999-2000 season. Claimed off waivers on Nov. 27, 2000. Became free agent following 2000-01 season. Also played for Portland (1997-98, 2001-02), Boston (2000-01), Chicago (2002-03 – 2003-04), Toronto (2003-04), L.A. Clippers (2004-05), Seattle (2005-06) and Houston (2005-06).

Regular Season

Season	G	GS	Min	FG	FGA	Pct.	3P	3PA	Pct.	FT	FTA	Pct.	Off	Def	Tot	Ast	PF	Dq	Stl	TO	Blk	Pts	Avg
1998-99	17	0	95	6	21	.286	0	5	.000	5	18	.278	3	7	10	19	18	0	9	12	0	17	1.0
1999-00	37	0	289	29	70	.414	2	13	.154	11	18	.611	3	24	27	49	35	0	9	31	1	71	1.9
2000-01	15	0	66	8	19	.421	0	3	.000	4	6	.667	3	9	12	7	5	0	1	8	0	20	1.3
Totals	69	0	450	43	110	.391	2	21	.095	20	42	.476	9	40	49	75	58	0	19	51	1	108	1.6

Playoffs

Season	G	GS	Min	FG	FGA	Pct.	3P	3PA	Pct.	FT	FTA	Pct.	Off	Def	Tot	Ast	PF	Dq	Stl	TO	Blk	Pts	Avg
1998-99	9	0	18	2	5	.400	0	0	—	2	2	1.000	1	0	1	2	3	0	0	4	0	6	0.7
1999-00	3	0	4	0	1	.000	0	0	—	0	0	—	0	0	0	1	2	0	1	0	0	0	0.0
2000-01	2	0	4	0	1	.000	0	0	—	3	4	.750	0	0	0	0	0	0	0	1	0	3	1.5
Totals	14	0	26	2	7	.286	0	0	—	5	6	.833	1	0	1	3	5	0	1	5	0	9	0.6

Bryant, Emmette (Em) • Guard • 6-1 • 175 • College: DePaul • Born Nov. 4, 1938 in Chicago, IL

Selected in seventh round (52nd pick overall) of 1964 NBA Draft. Selected by Phoenix in 1968 NBA Expansion Draft. Also played for Boston (1968-69 – 1969-70) and Buffalo (1970-71 – 1971-72).

Regular Season

Season	G	GS	Min	FG	FGA	Pct.	3P	3PA	Pct.	FT	FTA	Pct.	Off	Def	Tot	Ast	PF	Dq	Stl	TO	Blk	Pts	Avg
1964-65	77	29	1332	145	436	.333	-	-	-	87	133	.654	-	-	167	167	212	3	-	-	-	377	4.9
1965-66	71	4	1193	212	449	.472	-	-	-	74	101	.733	-	-	170	216	215	4	-	-	-	498	7.0
1966-67	63	30	1593	236	577	.409	-	-	-	74	114	.649	-	-	273	218	231	4	-	-	-	546	8.7
1967-68	77	7	968	112	291	.385	-	-	-	59	86	.686	-	-	133	134	173	0	-	-	-	283	3.7
Totals	288	70	5086	705	1753	.402	-	-	-	294	434	.677	-	-	743	735	831	11	-	-	-	1704	5.9

Playoffs

Season	G	GS	Min	FG	FGA	Pct.	3P	3PA	Pct.	FT	FTA	Pct.	Off	Def	Tot	Ast	PF	Dq	Stl	TO	Blk	Pts	Avg
1966-67	4	0	76	5	21	.238	-	-	-	11	11	1.000	-	-	9	9	16	0	-	-	-	21	5.3
1967-68	5	0	75	4	13	.308	-	-	-	4	5	.800	-	-	14	7	13	0	-	-	-	12	2.4
Totals	9	0	151	9	34	.265	-	-	-	15	16	.938	-	-	23	16	29	0	-	-	-	33	3.7

Buckner, Cleveland • Forward • 6-9 • 210 • College: Jackson State • Born Aug. 17, 1938 in Yazoo City, MS • Died Oct. 5, 2006

Selected in sixth round (51st pick overall) of 1961 NBA Draft. Signed on May 24, 1961.

Regular Season

Season	G	GS	Min	FG	FGA	Pct.	3P	3PA	Pct.	FT	FTA	Pct.	Off	Def	Tot	Ast	PF	Dq	Stl	TO	Blk	Pts	Avg
1961-62	62	-	696	158	367	.431	-	-	-	83	133	.624	-	-	236	39	114	1	-	-	-	399	6.4
1962-63	6	-	27	5	10	.500	-	-	-	2	4	.500	-	-	4	5	6	0	-	-	-	12	2.0
Totals	68	-	723	163	377	.432	-	-	-	85	137	.620	-	-	240	44	120	1	-	-	-	411	6.0

Budd, David (Dave) • Forward • 6-6 • 210 • College: Wake Forest • Born Oct. 28, 1938 in Woodbury, NJ

Selected in second round (10th pick overall) of 1960 NBA Draft. Signed on Jul. 18, 1960. Selected by Chicago in 1961 NBA Expansion Draft. Traded from Chicago for rights to Charlie Tyra and Bob McNeill on May 16, 1961. Re-signed on Aug. 12, 1961.

Regular Season

Season	G	GS	Min	FG	FGA	Pct.	3P	3PA	Pct.	FT	FTA	Pct.	Off	Def	Tot	Ast	PF	Dq	Stl	TO	Blk	Pts	Avg
1960-61	61	-	1075	156	361	.432	-	-	-	87	134	.649	-	-	297	45	171	2	-	-	-	399	6.5
1961-62	79	-	1370	188	431	.436	-	-	-	138	231	.597	-	-	345	86	162	4	-	-	-	514	6.5
1962-63	78	-	1725	294	596	.493	-	-	-	151	202	.748	-	-	395	87	204	3	-	-	-	739	9.5
1963-64	73	-	1031	128	297	.431	-	-	-	84	115	.730	-	-	276	57	130	1	-	-	-	340	4.7
1964-65	62	4	1188	196	407	.482	-	-	-	121	170	.712	-	-	310	62	147	1	-	-	-	513	8.3
Totals	353	4	6389	962	2092	.460	-	-	-	581	852	.682	-	-	1623	337	814	11	-	-	-	2505	7.1

Bunch, Darnell (Greg) • Forward • 6-6 • 190 • College: California State-Fullerton • Born May 15, 1956 in San Bernardino, CA

Selected in second round (34th pick overall) of 1978 NBA Draft. Waived on Nov. 14, 1978.

Regular Season

Season	G	GS	Min	FG	FGA	Pct.	3P	3PA	Pct.	FT	FTA	Pct.	Off	Def	Tot	Ast	PF	Dq	Stl	TO	Blk	Pts	Avg
1978-79	12	0	97	9	26	.346	-	-	-	10	12	.833	9	8	17	14	10	0	3	5	3	28	2.3

Bunt, Richard (Dick) • Guard • 6-0 • 170 • College: New York University • Born Jul. 13, 1930 in New York, NY

Selected in 1952 NBA Draft. Also played for Baltimore (1952-53).

Regular Season

Season	G	GS	Min	FG	FGA	Pct.	3P	3PA	Pct.	FT	FTA	Pct.	Off	Def	Tot	Ast	PF	Dq	Stl	TO	Blk	Pts	Avg
1952-53	14	-	145	11	52	.212	-	-	-	16	23	.696	-	-	12	7	-	-	-	-	-	38	2.7

Burden, Luther (Ticky) • Guard • 6-2 • 195 • College: Utah • Born Feb. 28, 1953 in Haines City, FL

Selected in second round (26th pick overall) of 1975 NBA Draft. Also played for Virginia of ABA (1975-76).

Regular Season

Season	G	GS	Min	FG	FGA	Pct.	3P	3PA	Pct.	FT	FTA	Pct.	Off	Def	Tot	Ast	PF	Dq	Stl	TO	Blk	Pts	Avg
1976-77	61	2	608	148	352	.420	-	-	-	51	85	.600	26	40	66	62	88	0	47	-	1	347	5.7
1977-78	2	0	15	1	2	.500	-	-	-	0	0	—	0	0	0	1	1	0	1	-	0	2	1.0
Totals	63	2	623	149	354	.421	-	-	-	51	85	.600	26	40	66	63	89	0	48	-	1	349	5.5

Burton, Edward (Ed) • Forward • 6-6 • 225 • College: Michigan State • Born Aug. 13, 1939 in Blythville, AR

Also played for St. Louis (1964-65).

Regular Season

Season	G	GS	Min	FG	FGA	Pct.	3P	3PA	Pct.	FT	FTA	Pct.	Off	Def	Tot	Ast	PF	Dq	Stl	TO	Blk	Pts	Avg
1961-62	8	-	28	7	14	.500	-	-	-	1	4	.250											

Butler, Jackie (Paper) • Center • 6-10 • 250 • College: none • Born Mar. 10, 1986 in McComb, MS
Signed as free agent on Feb. 27, 2005. Became free agent following 2005-06 season. Also played for San Antonio (2006-07).

Regular Season																							
Season	G	GS	Min	FG	FGA	Pct.	3P	3PA	Pct.	FT	FTA	Pct.	Off	Def	Tot	Ast	PF	Dq	Stl	TO	Blk	Pts	Avg
2004-05	3	0	5	4	4	1.000	0	0	---	2	2	1.000	0	0	0	0	0	0	1	1	0	10	3.3
2005-06	55	0	740	117	215	.544	0	0	---	58	77	.753	67	116	183	25	127	0	17	62	31	292	5.3
Totals	58	0	745	121	219	.553	0	0	---	60	79	.759	67	116	183	25	127	0	18	63	31	302	5.2

Byrnes, Thomas (Tommy/Shadow) • Guard • 6-3 • 175 • College: Seton Hall • Born Feb. 19, 1923 in New York, NY • Died Jan. 9, 1981
Member of Original 1946-47 Knicks. Traded to Indianapolis for Ray Lumppp on Jan. 26, 1949. Traded to Baltimore, with Sid Tanenbaum, for Connie Simmons on Feb. 11, 1949. Rights reacquired in May 1949. Also played for Indianapolis (1948-49), Baltimore (1949-50 - 1950-51), Washington (1950-51) and Tri-Cities (1950-51).

Regular Season																							
Season	G	GS	Min	FG	FGA	Pct.	3P	3PA	Pct.	FT	FTA	Pct.	Off	Def	Tot	Ast	PF	Dq	Stl	TO	Blk	Pts	Avg
1946-47	60	-	175	583	300	-	-	-	-	103	160	.644	-	-	-	35	90	-	-	-	-	453	7.6
1947-48	47	-	117	410	285	-	-	-	-	65	103	.631	-	-	-	17	56	-	-	-	-	299	6.4
1948-49	35	-	77	270	285	-	-	-	-	46	81	.568	-	-	-	54	-	-	-	-	-	200	5.7
Totals	142	-	369	1263	292	-	-	-	-	214	344	.622	-	-	-	106	146	-	-	-	-	952	6.7

Playoffs																							
Season	G	GS	Min	FG	FGA	Pct.	3P	3PA	Pct.	FT	FTA	Pct.	Off	Def	Tot	Ast	PF	Dq	Stl	TO	Blk	Pts	Avg
1946-47	5	-	11	46	239	-	-	-	-	2	11	.182	-	-	-	0	2	0	-	-	-	24	4.8
1947-48	3	-	11	27	407	-	-	-	-	4	12	.333	-	-	-	2	7	0	-	-	-	26	8.7
Totals	8	-	22	73	301	-	-	-	-	6	23	.261	-	-	-	2	9	0	-	-	-	50	6.3

Caldwell, James (Jim) • Center • 6-10 • 234 • College: Georgia Tech • Born Jan. 28, 1943 in Durham, NC
Waived on Oct. 29, 1967. Also played for New Jersey (1967-68) and Kentucky (1967-68 - 1968-69) of ABA.

Regular Season																							
Season	G	GS	Min	FG	FGA	Pct.	3P	3PA	Pct.	FT	FTA	Pct.	Off	Def	Tot	Ast	PF	Dq	Stl	TO	Blk	Pts	Avg
1967-68	2	0	7	0	1	.000	-	-	-	0	0	---	-	-	1	1	1	0	-	-	-	0	0.0

Camby, Marcus (MC) • Center/Forward • 6-11 • 245 • College: Massachusetts • Born Mar. 22, 1974 in Hartford, CT
Traded from Toronto for Charles Oakley, draft rights to Sean Marks and cash on Jun. 25, 1998. Traded to Denver, with Mark Jackson and draft rights to Maybyner Hilario, for Antonio McDyess, draft rights to Frank Williams and 2003 second-round draft choice on Jun. 26, 2002. Traded from Houston, via sign-and-trade, for Toney Douglas, Josh Harrellson, Jerome Jordan and two future second-round draft choices on Jul. 11, 2012. Traded to Toronto, with Steve Novak, Quentin Richardson (via sign-and-trade), a first-round draft selection in the 2016 NBA Draft and second-round selections in 2014 and 2017, for Andrea Bargnani on Jul. 10, 2013. Also played for Toronto (1996-97 - 1997-98, Denver (2002-03 - 2007-08), L.A. Clippers (2008-09 - 2009-10), Portland (2009-10 - 2011-12) and Houston (2011-12).

Regular Season																							
Season	G	GS	Min	FG	FGA	Pct.	3P	3PA	Pct.	FT	FTA	Pct.	Off	Def	Tot	Ast	PF	Dq	Stl	TO	Blk	Pts	Avg
1998-99	46	0	945	136	261	.521	0	0	---	57	103	.553	102	151	253	12	131	2	29	39	74	329	7.2
1999-00	59	11	1548	226	471	.480	1	2	.500	148	221	.670	174	287	461	49	204	5	43	72	116	601	10.2
2000-01	63	63	2127	304	580	.524	1	8	.125	150	225	.667	196	527	723	52	205	4	66	63	136	759	12.0
2001-02	29	29	1007	130	290	.448	0	1	.000	62	99	.626	89	233	322	33	107	3	34	42	50	322	11.1
2012-13	24	4	250	17	53	.321	0	0	---	8	19	.421	24	56	80	14	28	0	7	15	14	42	1.8
Totals	221	107	5877	813	1655	.491	2	11	.182	425	667	.637	585	1254	1839	160	675	14	179	231	390	2053	9.3

Playoffs																							
Season	G	GS	Min	FG	FGA	Pct.	3P	3PA	Pct.	FT	FTA	Pct.	Off	Def	Tot	Ast	PF	Dq	Stl	TO	Blk	Pts	Avg
1998-99	20	3	509	81	143	.566	0	1	.000	45	73	.616	51	102	153	6	76	2	24	15	38	207	10.4
1999-00	16	0	386	29	86	.337	0	1	.000	19	31	.613	35	77	112	6	51	1	8	12	23	77	4.8
2000-01	4	4	141	10	26	.385	0	0	---	5	13	.385	4	28	32	7	18	1	2	2	9	25	6.3
2012-13	3	0	3	1	1	1.000	0	0	---	0	0	---	1	1	2	0	1	0	0	1	0	2	0.7
Totals	43	7	1039	121	256	.473	0	2	.000	69	117	.590	91	208	299	19	146	4	34	30	70	311	7.2

Campbell, Anthony (Tony/TC) • Forward/Guard • 6-7 • 215 • College: Ohio State • Born May 7, 1962 in Teaneck, NJ
Traded from Minnesota for future conditional draft choice on Sep. 13, 1992. Traded to Dallas, with conditional 1997 first-round draft choice, for Derek Harper on Jan. 6, 1994. Also played for Detroit (1984-85 - 1986-87), L.A. Lakers (1987-88 - 1988-89), Minnesota (1989-90 - 1991-92), Dallas (1993-94) and Cleveland (1994-95).

Regular Season																							
Season	G	GS	Min	FG	FGA	Pct.	3P	3PA	Pct.	FT	FTA	Pct.	Off	Def	Tot	Ast	PF	Dq	Stl	TO	Blk	Pts	Avg
1992-93	58	13	1062	194	396	.490	2	5	.400	59	87	.678	59	96	155	62	150	0	34	51	5	449	7.7
1993-94	22	11	379	63	128	.492	1	3	.333	30	37	.811	28	32	60	31	59	1	20	29	1	157	7.1
Totals	80	24	1441	257	524	.490	3	8	.375	89	124	.718	87	128	215	93	209	1	54	80	6	606	7.6

Playoffs																							
Season	G	GS	Min	FG	FGA	Pct.	3P	3PA	Pct.	FT	FTA	Pct.	Off	Def	Tot	Ast	PF	Dq	Stl	TO	Blk	Pts	Avg
1992-93	2	0	33	4	10	.400	0	1	.000	6	8	.750	2	2	4	2	7	0	1	3	0	14	7.0

Carlisle, Richard (Rick) • Guard • 6-5 • 210 • College: Virginia • Born Oct. 27, 1959 in Ogdensburg, NY
Signed as free agent on Nov. 30, 1987. Waived on Dec. 20, 1988. Also played for Boston (1984-85 - 1986-87) and New Jersey (1989-90).

Regular Season																							
Season	G	GS	Min	FG	FGA	Pct.	3P	3PA	Pct.	FT	FTA	Pct.	Off	Def	Tot	Ast	PF	Dq	Stl	TO	Blk	Pts	Avg
1987-88	26	0	204	29	67	.433	6	17	.353	10	11	.909	6	7	13	32	39	1	11	22	4	74	2.8
1988-89																							
Totals	26	0	204	29	67	.433	6	17	.353	10	11	.909	6	7	13	32	39	1	11	22	4	74	2.8

Playoffs																							
Season	G	GS	Min	FG	FGA	Pct.	3P	3PA	Pct.	FT	FTA	Pct.	Off	Def	Tot	Ast	PF	Dq	Stl	TO	Blk	Pts	Avg
1987-88	2	0	8	1	4	.250	0	2	.000	0	0	---	1	1	2	0	1	0	1	0	0	2	1.0


Carter, Anthony • Guard • 6-2 • 200 • College: Hawaii • Born Jun. 16, 1975 in Atlanta, GA
Traded from Denver as part of three-team deal on Feb. 22, 2011; acquired with Carmelo Anthony, Renaldo Balkman, Chauncey Billups and Shelden Williams from Denver for Wilson Chandler, Danilo Gallinari, Raymond Felton, Timofey Mozgov, a future first-round draft selection, two future second-round selections, cash and future draft considerations; Minnesota also sent Corey Brewer to New York for Eddy Curry, Anthony Randolph and cash considerations, and sent Kosta Koufos to Denver in exchange for a future second round draft pick. Became free agent following 2010-11 season. Also played for Miami (1999-00 - 2002-03), San Antonio (2003-04), Minnesota (2004-05 - 2005-06), Denver (2006-07 - 2010-11) and Toronto (2011-12).

Regular Season																							
Season	G	GS	Min	FG	FGA	Pct.	3P	3PA	Pct.	FT	FTA	Pct.	Off	Def	Tot	Ast	PF	Dq	Stl	TO	Blk	Pts	Avg
2010-11	19	0	310	35	76	.461	8	28	.286	6	6	1.000	7	32	39	43	30	0	18	25	5	84	4.4

Playoffs																							
Season	G	GS	Min	FG	FGA	Pct.	3P	3PA	Pct.	FT	FTA	Pct.	Off	Def	Tot	Ast	PF	Dq	Stl	TO	Blk	Pts	Avg
2010-11	4	0	49	8	15	.533	1	3	.333	2	2	1.000	2	6	8	6	1	0	2	4	1	19	4.8

Carter, Clarence (Butch) • Guard • 6-5 • 180 • College: Indiana • Born Jun. 11, 1958 in Springfield, OH
Traded from Indiana for 1985 second-round draft choice on Oct. 19, 1984. Waived on Nov. 12, 1985. Also played for L.A. Lakers (1980-81), Indiana (1981-82 - 1983-84) and Philadelphia (1985-86).

Regular Season																							
Season	G	GS	Min	FG	FGA	Pct.	3P	3PA	Pct.	FT	FTA	Pct.	Off	Def	Tot	Ast	PF	Dq	Stl	TO	Blk	Pts	Avg
1984-85	69	11	1279	214	476	.450	11	43	.256	109	134	.813	36	59	95	167	151	1	57	109	5	548	7.9
1985-86	5	0	31	2	8	.250	0	1	.000	1	1	1.000	2	1	3	3	6	0	1	6			



Hey New York,
Have a Coke
and a smile.

Cato, Kelvin • Center • 6-11 • 275 • College: Iowa State • Born Aug. 26, 1974 in Atlanta, GA

Signed as free agent on Oct. 25, 2006. Became free agent following 2006-07 season. Also played for Portland (1997-98 - 1998-99), Houston (1999-2000 - 2003-04), Orlando (2004-05 - 2005-06) and Detroit (2005-06).

Regular Season

Season	G	GS	Min	FG	FGA	Pct.	3P	3PA	Pct.	FT	FTA	Pct.	Off	Def	Tot	Ast	PF	Dq	Stl	TO	Blk	Pts	Avg
2006-07	18	0	95	7	22	.318	0	0	—	8	12	.667	12	19	31	0	10	0	3	6	10	22	1.2

Cavenall, Ronnie • Center • 7-1 • 230 • College: Texas Southern • Born Apr. 30, 1959 in Beaumont, TX

Signed as free agent in Aug. 1984. Waived on Oct. 25, 1984. Signed as free agent on Nov. 9, 1984. Became free agent following 1984-85 season. Also played for New Jersey (1988-89).

Regular Season

Season	G	GS	Min	FG	FGA	Pct.	3P	3PA	Pct.	FT	FTA	Pct.	Off	Def	Tot	Ast	PF	Dq	Stl	TO	Blk	Pts	Avg
1984-85	53	2	653	28	86	.326	0	0	—	22	39	.564	53	113	166	19	123	2	12	45	42	78	1.5

Chandler, Tyson • Center • 7-1 • 245 • College: none • Born Oct. 2, 1982 in Hanford, CA

Traded from Dallas, via sign-and-trade, in three-way deal on Dec. 10, 2011; New York sent Ronny Turiaf, cash considerations and 2013 second-round draft choice to Washington and Andy Rautins to Dallas; Dallas sent 2012 second-round draft choice to Washington and draft rights to Ahmad Nivins and Giorgos Printezis to New York; Washington sent conditional future second-round draft choice to Dallas. Also played for Chicago (2001-02 – 2005-06), New Orleans/Oklahoma City (2006-07 – 2008-09), Charlotte (2009-10) and Dallas (2010-11).

Regular Season

Season	G	GS	Min	FG	FGA	Pct.	3P	3PA	Pct.	FT	FTA	Pct.	Off	Def	Tot	Ast	PF	Dq	Stl	TO	Blk	Pts	Avg
2011-12	62	62	2061	241	355	.679	0	2	.000	217	315	.689	212	400	612	56	186	3	56	102	89	699	11.3
2012-13	66	66	2164	255	400	.638	0	0	—	179	258	.694	269	434	703	62	188	2	42	87	75	689	10.4
Totals	128	128	4224	496	755	.657	0	2	.000	396	573	.691	481	834	1315	118	374	5	98	189	164	1388	10.8

Playoffs

Season	G	GS	Min	FG	FGA	Pct.	3P	3PA	Pct.	FT	FTA	Pct.	Off	Def	Tot	Ast	PF	Dq	Stl	TO	Blk	Pts	Avg
2011-12	5	5	167	11	25	.400	0	0	—	9	15	.600	18	27	45	4	18	1	7	15	7	31	6.2
2012-13	12	12	350	28	52	.538	0	0	—	12	16	.750	40	48	88	4	48	2	8	11	14	68	5.7
Totals	17	17	517	39	77	.506	0	0	—	21	31	.677	58	75	133	8	66	3	15	26	21	99	5.8

NBA All-Star

Season	Min	FG	FGA	Pct.	3P	3PA	Pct.	FT	FTA	Pct.	Off	Def	Tot	Ast	PF	Dq	Stl	TO	Blk	Pts
2013	17	2	5	.400	0	0	—	3	3	1.000	3	5	8	0	1	0	0	0	0	7

Chandler, Wilson (Ill, Thrill) • Forward • 6-8 • 225 • College: DePaul • Born May 10, 1987 in Benton Harbor, MI

Selected in first round (23rd overall) of 2007 NBA Draft. Signed to contract on Jul. 27, 2007. Exercised third-year option on Oct. 23, 2008. Traded to Denver as part of three-team deal on Feb. 22, 2011; sent with Danilo Gallinari, Raymond Felton, Timofey Mozgov, a future first-round draft selection, two future second-round selections, cash and future draft considerations to Denver for Carmelo Anthony, Renaldo Balkman, Chauncey Billups, Anthony Carter and Shelden Williams; Minnesota also sent Corey Brewer to New York for Eddy Curry, Anthony Randolph and cash considerations, and sent Kosta Koufos to Denver in exchange for a future second round draft pick. Also played for Denver (2010-11 – 2012-13).

Regular Season

Season	G	GS	Min	FG	FGA	Pct.	3P	3PA	Pct.	FT	FTA	Pct.	Off	Def	Tot	Ast	PF	Dq	Stl	TO	Blk	Pts	Avg
2007-08	35	16	685	106	242	.438	9	30	.300	34	54	.630	38	89	127	33	83	1	15	27	16	255	7.3
2008-09	82	70	2735	455	1054	.432	103	314	.328	171	215	.795	91	354	445	170	250	2	71	139	75	1184	14.4
2009-10	65	64	2320	412	860	.479	40	150	.267	129	160	.806	93	255	348	138	184	3	46	108	49	993	15.3
2010-11	51	30	1759	328	712	.461	86	245	.351	96	119	.807	62	241	303	86	152	2	34	67	70	838	16.4
Totals	233	180	7499	1301	2868	.454	238	739	.322	430	548	.785	284	939	1223	427	669	8	166	341	210	3270	14.0

Chappell, Leonard (Len) • Forward • 6-8 • 240 • College: Wake Forest • Born Jan. 31, 1941 in Portage, PA

Purchased from Philadelphia on Oct. 21, 1963. Selected by Chicago in 1966 NBA Expansion Draft. Also played for Syracuse/Philadelphia (1962-63 – 1963-64), Chicago (1966-67), Cincinnati (1966-67 – 1967-68), Detroit (1967-68), Milwaukee (1968-69 – 1969-70), Cleveland (1970-71), Atlanta (1970-71) and Dallas of ABA (1971-72).

Regular Season

Season	G	GS	Min	FG	FGA	Pct.	3P	3PA	Pct.	FT	FTA	Pct.	Off	Def	Tot	Ast	PF	Dq	Stl	TO	Blk	Pts	Avg
1963-64	78	-	2489	531	1183	.449	-	-	-	287	401	.716	-	-	767	83	212	1	-	-	-	1349	17.3
1964-65	43	3	655	145	367	.395	-	-	-	68	100	.680	-	-	140	15	73	0	-	-	-	358	8.3
1965-66	46	3	545	100	238	.420	-	-	-	46	78	.590	-	-	127	26	64	1	-	-	-	246	5.3
Totals	167	6	3689	776	1788	.434	-	-	-	401	579	.693	-	-	1034	124	349	2	-	-	-	1953	11.7

NBA All-Star

Season	Min	FG	FGA	Pct.	3P	3PA	Pct.	FT	FTA	Pct.	Off	Def	Tot	Ast	PF	Dq	Stl	TO	Blk	Pts
1964	12	1	5	.200	-	-	-	2	2	1.000	-	-	1	2	2	0	-	-	-	4

Bill Cartwright.
Center for the New York Knicks.

"Coca-Cola" and "Coke" are registered trade-marks which identify the same product of The Coca-Cola Company. Bottled under the authority of The Coca-Cola Company by The Coca-Cola Bottling Company of New York, Inc.

Cheeks, Maurice (Mo) • Guard • 6-1 • 180 • College: West Texas State • Born Sep. 8, 1956 in Chicago, IL
 Traded from San Antonio for Rod Strickland on Feb. 21, 1990. Traded to Atlanta for Tim McCormick on Oct. 2, 1991. Also played for Philadelphia (1978-79 – 1988-89), San Antonio (1989-90), Atlanta (1991-92) and New Jersey (1992-93).

Regular Season

Season	G	GS	Min	FG	FGA	Pct.	3P	3PA	Pct.	FT	FTA	Pct.	Off	Def	Tot	Ast	PF	Dq	Stl	TO	Blk	Pts	Avg
1989-90	31	13	753	92	159	.579	3	7	.429	57	65	.877	11	62	73	151	32	0	42	36	5	244	7.9
1990-91	76	64	2147	241	483	.499	5	20	.250	105	129	.814	22	151	173	435	138	0	128	108	10	592	7.8
Totals	107	77	2900	333	642	.519	8	27	.296	162	194	.835	33	213	246	586	170	0	170	144	15	836	7.8

Playoffs

Season	G	GS	Min	FG	FGA	Pct.	3P	3PA	Pct.	FT	FTA	Pct.	Off	Def	Tot	Ast	PF	Dq	Stl	TO	Blk	Pts	Avg
1989-90	10	10	388	50	104	.481	0	4	.000	28	31	.903	12	27	39	85	21	0	17	19	2	128	12.8
1990-91	3	3	101	14	23	.609	1	3	.333	1	2	.500	3	6	9	16	9	0	3	8	1	30	10.0
Totals	13	13	489	64	127	.504	1	7	.143	29	33	.879	15	33	48	101	30	0	20	27	3	158	12.2

Childs, Chris (Chili) • Guard • 6-3 • 195 • College: Boise State • Born Nov. 20, 1967 in Bakersfield, CA
 Signed as free agent on Jul. 14, 1996. Traded, with 2001 first-round draft choice, to Toronto for Mark Jackson and Tyrone Bogues on Feb. 22, 2001. Also played for New Jersey (1994-95 – 1995-96, 2002-03) and Toronto (2000-01 – 2001-02).

Regular Season

Season	G	GS	Min	FG	FGA	Pct.	3P	3PA	Pct.	FT	FTA	Pct.	Off	Def	Tot	Ast	PF	Dq	Stl	TO	Blk	Pts	Avg
1996-97	65	61	2076	211	510	.414	70	181	.387	113	149	.758	22	169	191	398	213	6	78	180	11	605	9.3
1997-98	68	0	1599	149	354	.421	27	87	.310	104	126	.825	29	133	162	268	179	2	56	103	6	429	6.3
1998-99	48	0	1297	114	267	.427	36	94	.383	64	78	.821	18	115	133	193	156	0	44	85	1	328	6.8
1999-00	71	2	1675	146	357	.409	37	104	.356	47	59	.797	17	130	147	285	240	4	36	105	4	376	5.3
2000-01	5	5	1309	93	222	.419	20	64	.313	39	46	.848	14	124	138	236	160	2	37	98	7	245	4.8
Totals	303	68	7956	713	1710	.417	190	530	.358	367	458	.801	100	671	771	1380	948	14	251	571	29	1983	6.5

Playoffs

Season	G	GS	Min	FG	FGA	Pct.	3P	3PA	Pct.	FT	FTA	Pct.	Off	Def	Tot	Ast	PF	Dq	Stl	TO	Blk	Pts	Avg
1996-97	10	10	328	38	87	.437	9	26	.346	19	23	.826	9	40	49	59	39	1	20	28	0	104	10.4
1997-98	10	0	254	24	58	.414	4	13	.308	11	15	.733	5	20	25	33	29	0	6	23	0	63	6.3
1998-99	20	0	494	33	93	.355	9	28	.321	19	26	.731	8	39	47	73	64	2	13	30	1	94	4.7
1999-00	16	0	334	27	70	.386	9	28	.321	24	28	.857	1	36	37	39	53	1	7	14	0	87	5.4
Totals	56	10	1410	122	308	.396	31	95	.326	73	92	.793	23	135	158	204	185	4	46	95	1	348	6.2

Christ, Fred • Guard • 6-4 • 210 • College: Fordham • Born Aug. 6, 1930 in Glendale, NY
 Signed on Aug. 12, 1954. Waived on Nov. 30, 1954.

Regular Season

Season	G	GS	Min	FG	FGA	Pct.	3P	3PA	Pct.	FT	FTA	Pct.	Off	Def	Tot	Ast	PF	Dq	Stl	TO	Blk	Pts	Avg
1954-55	6	2	48	5	18	.278	-	-	-	10	11	.909	-	-	8	7	3	0	-	-	-	20	3.3

Christie, Douglas (Doug) • Guard/Forward • 6-6 • 205 • College: Pepperdine • Born May 9, 1970 in Seattle, WA
 Traded from L.A. Lakers for two second round draft choices on Oct. 13, 1994. Traded, with Herb Williams and cash, to Toronto for Willie Anderson and Victor Alexander on Feb. 18, 1996. Also played for L.A. Lakers (1992-93 – 1993-94), Toronto (1995-96 – 1999-2000) Sacramento (2000-01 – 2004-05) Orlando (2004-05), Dallas (2005-06) and L.A. Clippers (2006-07).

Regular Season

Season	G	GS	Min	FG	FGA	Pct.	3P	3PA	Pct.	FT	FTA	Pct.	Off	Def	Tot	Ast	PF	Dq	Stl	TO	Blk	Pts	Avg
1994-95	12	0	79	5	22	.227	1	7	.143	4	5	.800	3	10	13	8	18	1	2	13	1	15	1.3
1995-96	23	0	218	35	73	.479	10	19	.526	13	22	.591	8	26	34	25	41	1	12	19	3	93	4.0
Totals	35	0	297	40	95	.421	11	26	.423	17	27	.630	11	36	47	33	59	2	14	32	4	108	3.1

Playoffs

Season	G	GS	Min	FG	FGA	Pct.	3P	3PA	Pct.	FT	FTA	Pct.	Off	Def	Tot	Ast	PF	Dq	Stl	TO	Blk	Pts	Avg
1994-95	2	0	6	0	4	.000	0	0	—	0	0	—	0	0	0	0	0	0	0	1	0	0	0.0

Clemons, James (Jim) • Guard • 6-3 • 185 • College: Ohio State • Born Sep. 13, 1949 in Lincolnton, NC
 Signed as veteran free agent on Oct. 10, 1977; traded Walt Frazier to Cleveland as compensation. Traded to Washington for future considerations on Dec. 4, 1979. Also played for L.A. Lakers (1971-72), Cleveland (1972-73 – 1976-77) and Washington (1979-80).

Regular Season

Season	G	GS	Min	FG	FGA	Pct.	3P	3PA	Pct.	FT	FTA	Pct.	Off	Def	Tot	Ast	PF	Dq	Stl	TO	Blk	Pts	Avg
1977-78	79	44	2009	215	448	.480	-	-	-	81	103	.786	69	143	212	283	142	1	68	113	17	511	6.5
1978-79	79	71	2390	311	657	.473	-	-	-	130	171	.760	65	160	225	376	147	1	73	142	11	752	9.5
1979-80	22	0	254	30	69	.435	3	8	.375	12	15	.800	10	9	19	40	13	0	13	17	2	75	3.4
Totals	180	115	4653	556	1174	.474	3	8	.375	223	289	.772	144	312	456	699	302	2	154	272	30	1338	7.4

Playoffs

Season	G	GS	Min	FG	FGA	Pct.	3P	3PA	Pct.	FT	FTA	Pct.	Off	Def	Tot	Ast	PF	Dq	Stl	TO	Blk	Pts	Avg
1977-78	6	0	127	14	36	.389	-	-	-	6	6	1.000	5	8	13	23	13	0	3	-	0	34	5.7

Clemens, John (Barry) • Forward • 6-6 • 219 • College: Ohio Wesleyan • Born May 1, 1942 in Dayton, OH
 Selected in fourth round (24th pick overall) of 1965 NBA Draft. Selected by Chicago in 1966 NBA Expansion Draft. Also played for Chicago (1966-67 – 1968-69), Seattle (1969-70 – 1971-72), Cleveland (1972-73 – 1973-74) and Portland (1974-75 – 1975-76).

Regular Season

Season	G	GS	Min	FG	FGA	Pct.	3P	3PA	Pct.	FT	FTA	Pct.	Off	Def	Tot	Ast	PF	Dq	Stl	TO	Blk	Pts	Avg
1965-66	70	3	877	161	391	.412	-	-	-	54	78	.692	-	-	183	67	113	0	-	-	-	376	5.4

Clifton, Nathaniel (Nat/Sweetwater) • Center • 6-6 • 235 • College: Xavier (LA) • Born Oct. 13, 1922 in Little Rock, AR • Died Aug. 31, 1990
 Signed in Sep. 1950; purchased from Harlem Globetrotters on May 24, 1950. Re-signed on Jun. 22, 1953, Aug. 2, 1954 & Aug. 8, 1955. Traded, with Harry Gallatin and rights to Dick Atha, to Detroit for Mel Hutchins and Charlie Tyra on Apr. 3, 1957. Also played for Detroit (1957-58).

Born Clifton Nathaniel.

Regular Season

Season	G	GS	Min	FG	FGA	Pct.	3P	3PA	Pct.	FT	FTA	Pct.	Off	Def	Tot	Ast	PF	Dq	Stl	TO	Blk	Pts	Avg
1950-51	65	-	-	211	656	.322	-	-	-	140	263	.532	-	-	491	162	269	13	-	-	-	562	8.6
1951-52	62	-	2101	244	729	.335	-	-	-	170	256	.664	-	-	731	209	277	8	-	-	-	658	10.6
1952-53	70	-	2496	272	794	.343	-	-	-	200	343	.583	-	-	761	231	274	6	-	-	-	744	10.6
1953-54	72	-	2179	257	699	.368	-	-	-	174	277	.628	-	-	528	176	215	0	-	-	-	688	9.6
1954-55	72	-	2390	360	932	.386	-	-	-	224	328	.683	-	-	612	198	221	2	-	-	-	944	13.1
1955-56	64	-	1537	213	541	.394	-	-	-	135	191	.707	-	-	386	151	189	4	-	-	-	561	8.8
1956-57	71	-	2231	308	818	.377	-	-	-	146	217	.673	-	-	557	164	243	5	-	-	-	762	10.7
Totals	476	-	12934	1865	5169	.361	-	-	-	1189	1875	.634	-	-									

Cook, Bert (Heater) • Guard • 6-3 • 185 • College: Utah State • Born Apr. 26, 1929 in Ogden, UT • Died Nov. 24, 1998
 Selected in 1952 NBA Draft. Signed on Aug. 11, 1952. Re-signed on Sep. 13, 1954 & Sep. 19, 1955.

Regular Season																							
Season	G	GS	Min	FG	FGA	Pct.	3P	3PA	Pct.	FT	FTA	Pct.	Off	Def	Tot	Ast	PF	Dq	Stl	TO	Blk	Pts	Avg
1954-55	37	-	424	42	133	.316	-	-	-	34	50	.680	-	-	72	33	39	0	-	-	-	118	3.2
Playoffs																							
Season	G	GS	Min	FG	FGA	Pct.	3P	3PA	Pct.	FT	FTA	Pct.	Off	Def	Tot	Ast	PF	Dq	Stl	TO	Blk	Pts	Avg
1954-55	1	1	20	4	6	.667	-	-	-	0	2	.000	-	-	0	2	3	0	-	-	-	8	8.0

Copeland, Chris • Forward • 6-8 • 225 • College: Colorado • Born Mar. 17, 1984 in Orange, NJ
 Signed as free agent on Jul. 16, 2012. Became free agent following 2012-13 season.

Regular Season																							
Season	G	GS	Min	FG	FGA	Pct.	3P	3PA	Pct.	FT	FTA	Pct.	Off	Def	Tot	Ast	PF	Dq	Stl	TO	Blk	Pts	Avg
2012-13	56	13	862	182	380	.479	59	140	.421	63	83	.759	34	85	119	27	104	1	16	50	12	486	8.7
Playoffs																							
Season	G	GS	Min	FG	FGA	Pct.	3P	3PA	Pct.	FT	FTA	Pct.	Off	Def	Tot	Ast	PF	Dq	Stl	TO	Blk	Pts	Avg
2012-13	9	1	93	12	30	.400	11	23	.478	2	2	1.000	2	7	9	1	9	0	5	4	0	37	4.1

Copeland, Hollis • Forward • 6-6 • 180 • College: Rutgers • Born Dec. 20, 1955 in Trenton, NJ
 Signed as free agent in Aug. 1979. Released on Oct. 31, 1980. Signed as free agent on Jun. 11, 1981. Became free agent following 1981-82 season.

Regular Season																							
Season	G	GS	Min	FG	FGA	Pct.	3P	3PA	Pct.	FT	FTA	Pct.	Off	Def	Tot	Ast	PF	Dq	Stl	TO	Blk	Pts	Avg
1979-80	75	1	1142	182	368	.495	0	2	.000	63	86	.733	70	86	156	80	154	0	61	84	25	427	5.7
1980-81	Did Not Play - Injured																						
1981-82	18	0	118	16	38	.421	0	0	---	5	6	.833	3	2	5	9	19	0	4	4	2	37	2.1
Totals	93	1	1260	198	406	.488	0	2	.000	68	92	.739	73	88	161	89	173	0	65	88	27	464	5.0

Crawford, Frederick (Fred) • Guard • 6-4 • 190 • College: St. Bonaventure • Born Dec. 23, 1940 in New York, NY
 Selected in fourth round (26th pick overall) of 1964 NBA Draft. Sold to L.A. Lakers on Jan. 12, 1968. Also played for L.A. Lakers (1967-68 - 1968-69), Milwaukee (1969-70), Buffalo (1970-71) and Philadelphia (1970-71).

Regular Season																							
Season	G	GS	Min	FG	FGA	Pct.	3P	3PA	Pct.	FT	FTA	Pct.	Off	Def	Tot	Ast	PF	Dq	Stl	TO	Blk	Pts	Avg
1966-67	19	0	192	44	116	.379	-	-	-	24	38	.632	-	-	48	12	39	0	-	-	-	112	5.9
1967-68	31	14	426	65	177	.367	-	-	-	37	59	.627	-	-	83	46	67	0	-	-	-	167	5.4
Totals	50	14	618	109	293	.372	-	-	-	61	97	.629	-	-	131	58	106	0	-	-	-	279	5.6
Playoffs																							
Season	G	GS	Min	FG	FGA	Pct.	3P	3PA	Pct.	FT	FTA	Pct.	Off	Def	Tot	Ast	PF	Dq	Stl	TO	Blk	Pts	Avg
1966-67	4	4	112	31	73	.425	-	-	-	6	12	.500	-	-	24	16	16	1	-	-	-	68	17.0

Crawford, Jamal • Guard • 6-5 • 190 • College: Michigan • Born Mar. 20, 1980 in Seattle, WA
 Signed and traded from Chicago, with Jerome Williams, in exchange for Othella Harrington, Dikembe Mutombo, Cezary Trybanski and Frank Williams on Aug. 5, 2004. Traded to Golden State in exchange for Al Harrington on Nov. 21, 2008. Also played for Chicago (2000-01 - 2003-04), Golden State (2008-09), Atlanta (2009-10 - 2010-11), Portland (2011-12) and L.A. Clippers (2012-13).

Regular Season																							
Season	G	GS	Min	FG	FGA	Pct.	3P	3PA	Pct.	FT	FTA	Pct.	Off	Def	Tot	Ast	PF	Dq	Stl	TO	Blk	Pts	Avg
2004-05	70	67	2688	437	1097	.398	185	512	.361	182	216	.843	33	170	203	302	135	0	92	148	19	1241	17.7
2005-06	79	27	2555	366	879	.416	101	293	.345	295	357	.826	36	212	248	301	150	0	87	175	15	1128	14.3
2006-07	59	36	2198	354	886	.400	103	322	.320	228	272	.838	44	145	189	259	114	0	57	162	8	1039	17.6
2007-08	80	80	3190	570	1391	.410	176	494	.356	329	381	.864	37	170	207	398	144	0	81	192	17	1645	20.6
2008-09	11	11	392	73	169	.432	35	77	.455	35	46	.761	2	15	17	48	13	0	9	26	0	216	19.6
Totals	299	221	11023	1800	4422	.407	600	1698	.353	1069	1272	.840	152	712	864	1308	556	0	326	703	59	5269	17.6

Crawford, Joe • Guard • 6-5 • 210 • College: Kentucky • Born Jun. 17, 1986 in Detroit, MI
 Signed as free agent to a 10-day contract on Mar. 27, 2009. Signed for remainder of season on Apr. 6, 2009. Waived on Oct. 22, 2009.

Regular Season																							
Season	G	GS	Min	FG	FGA	Pct.	3P	3PA	Pct.	FT	FTA	Pct.	Off	Def	Tot	Ast	PF	Dq	Stl	TO	Blk	Pts	Avg
2008-09	2	0	23	3	10	.300	1	4	.250	2	2	1.000	1	3	4	1	2	0	1	0	0	9	4.5

Cummings, Patrick (Pat/Cakes) • Forward • 6-9 • 235 • College: Cincinnati • Born Jul. 11, 1956 in Johnstown, PA • Died Jun. 26, 2012
 Signed as veteran free agent on Jun. 27, 1984; Dallas agreed not to exercise its right of first refusal in exchange for 1985 third-round and 1986 second-round draft choices. Became free agent following 1987-88 season. Also played for Milwaukee (1979-80 - 1981-82), Dallas (1982-83 - 1983-84), Miami (1988-89 - 1989-90) and Utah (1990-91).

Regular Season																							
Season	G	GS	Min	FG	FGA	Pct.	3P	3PA	Pct.	FT	FTA	Pct.	Off	Def	Tot	Ast	PF	Dq	Stl	TO	Blk	Pts	Avg
1984-85	63	63	2069	410	797	.514	0	4	.000	177	227	.780	139	379	518	109	247	6	50	166	17	997	15.8
1985-86	31	30	1007	195	408	.478	0	2	.000	97	139	.698	92	188	280	47	136	7	27	87	12	487	15.7
1986-87	49	11	1056	172	382	.450	0	0	---	79	110	.718	123	189	312	38	145	2	26	85	7	423	8.6
1987-88	62	9	946	140	307	.456	0	1	.000	59	80	.738	82	153	235	37	143	0	20	65	10	339	5.5
Totals	205	113	5078	917	1894	.484	0	7	.000	412	556	.741	436	909	1345	231	671	15	123	403	46	2246	11.0

Playoffs																							
Season	G	GS	Min	FG	FGA	Pct.	3P	3PA	Pct.	FT	FTA	Pct.	Off	Def	Tot	Ast	PF	Dq	Stl	TO	Blk	Pts	Avg
1987-88	3	0	28	2	5	.400	0	0	---	3	4	.750	2	5	7	3	11	0	0	0	0	7	1.8

Cummings, Robert (Terry/T.C.) • Forward • 6-9 • 250 • College: DePaul • Born Mar. 15, 1961 in Chicago, IL
 Traded from Philadelphia for Herb Williams and Ronnie Grandison on Feb. 19, 1998. Traded to Golden State, with John Starks and Chris Mills, for Latrell Sprewell on Jan. 21, 1999. Also played for San Diego (1982-83 - 1983-84), Milwaukee (1984-85 - 1988-89, 1995-96), San Antonio (1989-90 - 1994-95), Seattle (1996-97), Philadelphia (1997-98) and Golden State (1998-99 - 1999-2000).

Regular Season																							
Season	G	GS	Min	FG	FGA	Pct.	3P	3PA	Pct.	FT	FTA	Pct.	Off	Def	Tot	Ast	PF	Dq	Stl	TO	Blk	Pts	Avg
1997-98	30	1	529	103	216	.477	0	0	---	28	40	.700	42	93	135	26	79	0	16	34	5	234	7.8
Playoffs																							
Season	G	GS	Min	FG	FGA	Pct.	3P	3PA	Pct.	FT	FTA	Pct.	Off	Def	Tot	Ast	PF	Dq	Stl	TO	Blk	Pts	Avg
1997-98	8	1	120	15	34	.441	0	0	---	2	8	.250	11	24	35	5	23	0	4	7	2	32	4.0

Curry, Eddy • Center • 7-0 • 295 • College: none • Born Dec. 5, 1982 in Harvey, IL
 Signed and traded from Chicago, with Antonio Davis, for Tim Thomas, Michael Sweetney, Jermaine Jackson, a 2006 first-round draft choice, second-round draft choices in 2007 and 2009, and the opportunity to exchange 2007 first-round draft choices on Oct. 4, 2005. Traded to Minnesota as part of three-team deal on Feb. 22, 2011; sent with Anthony Randolph and cash considerations to Minnesota for Corey Brewer; Denver sent Carmelo Anthony, Renaldo Balkman, Chauncey Billups, Anthony Carter and Shelden Williams to New York for Wilson Chandler, Danilo Gallinari, Raymond Felton, Timofey Mozgov, a future first-round draft selection, two future second-round selections, cash and future draft considerations; Minnesota also sent Kosta Koufos to Denver in exchange for a future second round draft pick. Also played for Chicago (2001-02 - 2004-05) and Miami (2011-12).

Regular Season																							
Season	G	GS	Min	FG	FGA	Pct.	3P	3PA	Pct.	FT	FTA	Pct.	Off	Def	Tot	Ast	PF	Dq	Stl	TO	Blk	Pts	Avg
2005-06	72	69	1865	336	597	.563	0	0	---	307	486	.632	145	287	432	19	239	4	28	179	56	979	13.6
2006-07	81	81	2849	585	1016	.576	1	1	1.000	405	659	.615	195	376	571	68	265	4	34	295	40	1576	19.5
2007-08	59	58	1530	297	544	.546	0	0	---	187	300	.623	111	164	275	32	157	2	14	126	29	781	13.2
2008-09	3	0	12	2	2	1.000	0	0	---	1	3	.333	0	4	4	0	5	0	0	2	0	5	1.7
2009-10	7	0	62	8	21	.381	0	0	---	10	17	.588	4	9	13	0	13	0	13	1	26	3.7	
2010-11	Did Not Play																						
Totals	222	208	6318	1228	2180	.563	1	1	1.000	910	1465	.621	455	840	1295	119	679	10	76	615	126	3367	15.2

Dark, Jesse (Bo) • Guard • 6-5 • 210 • College: Virginia Commonwealth • Born Sep. 2, 1951 in Richmond, VA
 Selected in second round (32nd

Davis, Ben • Forward • 6-9 • 240 • College: Arizona • Born Dec. 26, 1972 in Vero Beach, FL
Signed to first of two consecutive 10-day contracts on Feb. 28, 1998. Re-signed for remainder of season on Mar. 20, 1998. Signed as free agent on Jan. 21, 1999. Became free agent following 1998-99 season. Also played for Phoenix (1996-97, 1999-2000).

Regular Season																							
Season	G	GS	Min	FG	FGA	Pct.	3P	3PA	Pct.	FT	FTA	Pct.	Off	Def	Tot	Ast	PF	Dq	Stl	TO	Blk	Pts	Avg
1997-98	7	0	13	2	10	.200	0	0	—	0	0	—	6	0	6	0	3	0	1	0	0	4	0.6
1998-99	8	0	21	7	17	.412	0	0	—	3	6	.500	9	2	11	3	4	0	1	0	1	17	2.1
Totals	15	0	34	9	27	.333	0	0	—	3	6	.500	15	2	17	3	7	0	1	0	0	21	1.4

Davis, Hubert (The Maestro) • Guard • 6-5 • 183 • College: North Carolina • Born May 17, 1970 in Winston-Salem, NC
Selected in first round (20th pick overall) of 1992 NBA Draft. Traded to Toronto for 1997 first-round draft choice on Jul. 24, 1996. Also played for Toronto (1996-97), Dallas (1997-98 – 2000-01), Washington (2000-01 - 2001-02), Detroit (2002-03) and New Jersey (2003-04).

Regular Season																							
Season	G	GS	Min	FG	FGA	Pct.	3P	3PA	Pct.	FT	FTA	Pct.	Off	Def	Tot	Ast	PF	Dq	Stl	TO	Blk	Pts	Avg
1992-93	50	2	815	110	251	.438	6	19	.316	43	54	.796	13	43	56	83	71	1	22	45	4	269	5.4
1993-94	56	27	1333	238	505	.471	53	132	.402	85	103	.825	23	44	67	165	118	0	40	76	4	614	11.0
1994-95	82	4	1697	296	617	.480	131	288	.455	97	120	.808	30	80	110	150	146	1	35	87	11	820	10.0
1995-96	74	14	1773	275	566	.486	127	267	.476	112	129	.868	35	88	123	103	120	1	31	63	8	789	10.7
Totals	262	47	5618	919	1939	.474	317	706	.449	337	406	.830	101	255	356	501	455	3	128	271	27	2492	9.5

Playoffs																							
Season	G	GS	Min	FG	FGA	Pct.	3P	3PA	Pct.	FT	FTA	Pct.	Off	Def	Tot	Ast	PF	Dq	Stl	TO	Blk	Pts	Avg
1992-93	7	0	96	14	25	.560	1	2	.500	2	3	.667	1	5	6	5	8	0	6	9	0	31	4.4
1993-94	23	7	396	44	121	.364	10	35	.286	23	32	.719	5	16	21	26	43	0	5	23	3	121	5.3
1994-95	11	0	184	17	48	.354	10	27	.370	2	2	1.000	0	7	7	9	20	0	1	9	5	46	4.2
1995-96	8	0	145	17	31	.548	10	19	.526	9	11	.818	4	8	12	4	12	0	0	7	0	53	6.6
Totals	49	7	821	92	225	.409	31	83	.373	36	48	.750	10	36	46	44	83	0	12	48	8	251	5.1

Davis, Melvyn (Mel/Killer) • Forward • 6-7 • 220 • College: St. John's (NY) • Born Nov. 9, 1950 in New York, NY
Selected in first round (14th pick overall) of 1973 NBA Draft. Waived on Dec. 10, 1976. Also played for N.Y. Nets (1976-77).

Regular Season																							
Season	G	GS	Min	FG	FGA	Pct.	3P	3PA	Pct.	FT	FTA	Pct.	Off	Def	Tot	Ast	PF	Dq	Stl	TO	Blk	Pts	Avg
1973-74	30	0	167	33	95	.347	-	-	-	12	16	.750	17	37	54	8	36	0	3	-	4	78	2.6
1974-75	62	15	903	154	395	.390	-	-	-	48	70	.686	70	251	321	54	105	0	16	-	8	356	5.7
1975-76	42	2	408	76	193	.394	-	-	-	22	29	.759	43	105	148	31	56	0	16	-	5	174	4.1
1976-77	22	7	342	41	110	.373	-	-	-	22	31	.710	30	70	100	24	45	0	9	-	1	104	4.7
Totals	156	24	1820	304	793	.383	-	-	-	104	146	.712	160	463	623	117	242	0	44	-	18	712	4.6

Playoffs																							
Season	G	GS	Min	FG	FGA	Pct.	3P	3PA	Pct.	FT	FTA	Pct.	Off	Def	Tot	Ast	PF	Dq	Stl	TO	Blk	Pts	Avg
1973-74	4	0	12	6	12	.500	-	-	-	0	0	—	2	3	5	0	1	0	0	-	0	12	3.0
1974-75	3	0	28	5	12	.417	-	-	-	2	2	1.000	0	4	4	2	2	0	0	-	0	14	4.0
Totals	7	0	40	11	24	.458	-	-	-	2	2	1.000	2	7	9	2	3	0	0	-	0	24	3.4

Davis, Michael (Mike) • Forward • 6-10 • 230 • College: Maryland • Born Aug. 2, 1956 in Jacksonville, FL
Signed as free agent in Aug. 1982. Waived on Oct. 26, 1982. Signed to first of two consecutive 10-day contracts on Feb. 23, 1983. Signed for remainder of season on Mar. 14, 1983. Waived in Apr. 1983.

Regular Season																							
Season	G	GS	Min	FG	FGA	Pct.	3P	3PA	Pct.	FT	FTA	Pct.	Off	Def	Tot	Ast	PF	Dq	Stl	TO	Blk	Pts	Avg
1982-83	8	0	28	4	10	.400	0	0	—	6	10	.600	3	7	10	0	4	0	0	0	4	14	1.8

Playoffs																							
Season	G	GS	Min	FG	FGA	Pct.	3P	3PA	Pct.	FT	FTA	Pct.	Off	Def	Tot	Ast	PF	Dq	Stl	TO	Blk	Pts	Avg
1982-83	1	0	1	0	0	—	0	0	—	0	0	—	0	0	0	0	0	0	0	0	0	0	0.0



From the lens of George Kalinsky

DeBusschere, David (Dave) • Forward • 6-6 • 235 • College: Detroit • Born Oct. 16, 1940 in Detroit, MI • Died May 14, 2003
Traded from Detroit for Walt Bellamy and Howard Komives on Dec. 19, 1968. Retired following 1973-74 season. Also played for Detroit (1962-63 – 1968-69). Elected to Naismith Memorial Basketball Hall of Fame in 1982.

Regular Season																							
Season	G	GS	Min	FG	FGA	Pct.	3P	3PA	Pct.	FT	FTA	Pct.	Off	Def	Tot	Ast	PF	Dq	Stl	TO	Blk	Pts	Avg
1968-69	47	47	1851	317	717	.442	-	-	-	135	198	.682	-	-	535	128	179	5	-	-	-	769	16.4
1969-70	79	79	2627	488	1082	.451	-	-	-	176	256	.688	-	-	790	194	244	2	-	-	-	1152	14.6
1970-71	81	81	2891	523	1243	.421	-	-	-	217	312	.696	-	-	901	220	237	2	-	-	-	1263	15.6
1971-72	80	80	3072	520	1218	.427	-	-	-	193	265	.728	-	-	901	291	219	1	-	-	-	1233	15.4
1972-73	77	77	2827	532	1224	.435	-	-	-	194	260	.746	-	-	787	259	215	1	-	-	-	1258	16.3
1973-74	71	71	2699	559	1212	.461	-	-	-	164	217	.756	134	623	757	253	222	2	67	-	39	1282	18.1
Totals	435	435	15967	2939	6696	.439	-	-	-	1079	1508	.716	134	623	4671	1345	1316	13	67	-	39	6957	16.0

Playoffs																							
Season	G	GS	Min	FG	FGA	Pct.	3P	3PA	Pct.	FT	FTA	Pct.	Off	Def	Tot	Ast	PF	Dq	Stl	TO	Blk	Pts	Avg
1968-69	10	10	419	61	174	.351	-	-	-	41	50	.820	-	-	148	33	43	0	-	-	-	163	16.3
1969-70	19	19	701	130	309	.421	-	-	-	45	68	.662	-	-	220	46	63	1	-	-	-	305	16.1
1970-71	12	12	488	84	202	.416	-	-	-	29	44	.659	-	-	156	22	40	1	-	-	-	197	16.4
1971-72	16	16	616	109	242	.450	-	-	-	48	64	.750	-	-	193	37	51	2	-	-	-	266	16.6
1972-73	17	17	632	117	265	.442	-	-	-	31	40	.775	-	-	179	58	57	0	-	-	-	265	15.6
1973-74	12	9	404	63	166	.380	-	-	-	18	29	.621	25	74	99	38	36	0	7	-	4	144	12.0
Totals	86	83	3260	564	1358	.415	-	-	-	212	295	.719	25	74	995	234	290	4	7	-	4	1340	15.6

NBA All-Star																							
Season	G	GS	Min	FG	FGA	Pct.	3P	3PA	Pct.	FT	FTA	Pct.	Off	Def	Tot	Ast	PF	Dq	Stl	TO	Blk	Pts	Avg
1970	14	5	10	5	10	.500	-	-	-	0	0	—	-	-	7	2	1	0	-	-	-	10	0.7
1971	19	4	7	5	11	.455	-	-	-	0	0	—	-	-	7	3	3	0	-	-	-	8	0.4
1972	26	4	8	5	10	.500	-	-	-	0	0	—	-	-	11	0	2	0	-	-	-	8	0.3
1973	25	4	8	5	10	.500	-	-	-	1	2	.500	-	-	7	2	1	0	-	-	-	9	0.3

Donovan, Henry (Harry) • Guard • 6-2 • 190 • College: Muhlenberg • Born Sep. 10, 1926 in Union City, NJ

Selected in second round of 1949 NBA Draft.

Regular Season

Season	G	GS	Min	FG	FGA	Pct.	3P	3PA	Pct.	FT	FTA	Pct.	Off	Def	Tot	Ast	PF	Dq	Stl	TO	Blk	Pts	Avg
1949-50	45	-	-	90	275	.327	-	-	-	73	106	.689	-	-	-	38	107	-	-	-	-	253	5.6

Playoffs

Season	G	GS	Min	FG	FGA	Pct.	3P	3PA	Pct.	FT	FTA	Pct.	Off	Def	Tot	Ast	PF	Dq	Stl	TO	Blk	Pts	Avg
1949-50	3	-	-	0	4	.000	-	-	-	2	2	1.000	-	-	-	0	4	0	-	-	-	2	0.7

Donovan, William (Billy/Billy The Kid) • Guard • 5-11 • 171 • College: Providence • Born May 30, 1965 in Rockville Centre, NY

Signed as free agent on Dec. 11, 1987. Waived on Mar. 28, 1988.

Regular Season

Season	G	GS	Min	FG	FGA	Pct.	3P	3PA	Pct.	FT	FTA	Pct.	Off	Def	Tot	Ast	PF	Dq	Stl	TO	Blk	Pts	Avg
1987-88	44	0	364	44	109	.404	0	7	.000	17	21	.810	5	20	25	87	33	0	16	42	1	105	2.4

Douglas, Toney • Guard • 6-2 • 185 • College: Florida State • Born Mar. 16, 1986 in Tampa, FL

Selected by L.A. Lakers in first round (29th overall) of 2009 NBA Draft. Traded from L.A. Lakers for 2011 second-round draft choice and cash considerations on Jun. 25, 2009. Signed to contract on Jul. 9, 2009. Exercised third-year option on Oct. 24, 2010. Traded to Houston, with Josh Harrellson, Jerome Jordan and two future second-round draft choices, for Marcus Camby, via sign-and-trade, on Jul. 11, 2012. Also played for Houston (2012-13) and Sacramento (2012-13).

Regular Season

Season	G	GS	Min	FG	FGA	Pct.	3P	3PA	Pct.	FT	FTA	Pct.	Off	Def	Tot	Ast	PF	Dq	Stl	TO	Blk	Pts	Avg
2009-10	56	12	1087	179	391	.458	68	175	.389	55	68	.809	40	68	108	112	116	0	42	55	3	481	8.6
2010-11	81	9	1971	314	755	.416	143	383	.373	85	107	.794	65	179	244	244	177	0	89	89	4	856	10.6
2011-12	38	9	656	94	290	.324	27	117	.231	22	26	.846	16	56	72	77	55	0	29	56	1	237	6.2
Totals	175	30	3714	587	1436	.409	238	675	.353	162	201	.806	121	303	424	433	348	0	160	200	8	1574	9.0

Playoffs

Season	G	GS	Min	FG	FGA	Pct.	3P	3PA	Pct.	FT	FTA	Pct.	Off	Def	Tot	Ast	PF	Dq	Stl	TO	Blk	Pts	Avg
2010-11	4	3	112	15	41	.366	7	18	.389	6	6	1.000	2	11	13	9	12	0	2	4	0	43	10.8
2011-12	1	0	8	1	1	1.000	0	0	---	0	0	---	0	0	0	0	0	0	0	0	0	2	2.0
Totals	5	3	120	16	42	.381	7	18	.389	6	6	1.000	2	11	14	9	12	0	2	4	0	45	9.0

Dudley, Chris (Duds/Dr. Crash) • Center • 6-11 • 260 • College: Yale • Born Feb. 22, 1965 in Stamford, CT

Traded from Portland for 1998 first-round draft choice in three-team deal for 1998 first-round draft choice on Oct. 10, 1997; Knicks traded John Wallace to Toronto for 1998 first-round draft choice; Toronto sent future second-round draft choice to Portland. Traded to Phoenix, with 2001 first-round draft choice, as part of four-team deal on Sep. 20, 2000; Knicks acquired Glen Rice, Travis Knight and 2001 first-round draft choice from L.A. Lakers. Luc Longley from Phoenix and Vladimir Stepania, Lazaro Borrell, Vernon Maxwell, a 2001 first-round draft choice and two 2001 second-round draft choices from Seattle; traded Patrick Ewing to Seattle. Also played for Cleveland (1987-88 – 1989-90), New Jersey (1989-90 – 1992-93), Portland (1993-94 – 1996-97, 2001-02 - 2002-03) and Phoenix (2000-01).

Regular Season

Season	G	GS	Min	FG	FGA	Pct.	3P	3PA	Pct.	FT	FTA	Pct.	Off	Def	Tot	Ast	PF	Dq	Stl	TO	Blk	Pts	Avg
1997-98	51	22	858	58	143	.406	0	0	---	41	92	.446	108	167	275	21	139	4	13	44	51	157	3.1
1998-99	46	16	685	48	109	.440	0	0	---	19	40	.475	79	114	193	7	116	1	13	24	38	115	2.5
1999-00	47	3	459	23	67	.343	0	0	---	9	27	.333	63	73	136	5	95	2	7	18	21	55	1.2
Totals	144	41	2002	129	319	.404	0	0	---	69	159	.434	250	354	604	33	350	7	33	86	110	327	2.3

Playoffs

Season	G	GS	Min	FG	FGA	Pct.	3P	3PA	Pct.	FT	FTA	Pct.	Off	Def	Tot	Ast	PF	Dq	Stl	TO	Blk	Pts	Avg
1997-98	6	3	53	3	9	.333	0	0	---	2	4	.500	6	12	18	0	16	0	2	2	1	8	1.3
1998-99	18	6	294	16	38	.421	0	0	---	11	28	.393	27	55	82	5	63	2	9	9	8	43	2.4
1999-00	5	2	43	1	2	.500	0	0	---	2	2	1.000	5	7	12	2	11	0	1	1	1	4	0.8
Totals	29	11	390	20	49	.408	0	0	---	15	34	.441	38	74	112	7	90	2	12	12	10	55	1.9

Duffy, Robert (Bob) • Guard • 6-3 • 185 • College: Colgate • Born Sep. 26, 1940 in Cold Springs, NY

Purchased from St. Louis on Nov. 11, 1963. Traded, with Dennis Butcher, to Detroit in three-team deal on Dec. 16, 1963; Cincinnati sent Bob Boozer and cash to New York; Detroit sent Larry Staverman to Cincinnati and Johnny Egan to New York. Also played for St. Louis (1962-63 - 1963-64) and Detroit (1963-64 – 1964-65).

Regular Season

Season	G	GS	Min	FG	FGA	Pct.	3P	3PA	Pct.	FT	FTA	Pct.	Off	Def	Tot	Ast	PF	Dq	Stl	TO	Blk	Pts	Avg
1963-64	4	-	50	5	19	.263	-	-	-	6	8	.750	-	-	6	5	0	0	-	-	-	16	4.0

Duhon, Chris (C-Du) • Guard • 6-1 • 185 • College: Duke • Born Aug. 31, 1982 in Mamou, LA

Signed as free agent on Jul. 9, 2009. Became free agent following 2009-10 season. Also played for Chicago (2004-05 – 2007-08), Orlando (2010-11 – 2011-12) and L.A. Lakers (2012-13).

Regular Season

Season	G	GS	Min	FG	FGA	Pct.	3P	3PA	Pct.	FT	FTA	Pct.	Off	Def	Tot	Ast	PF	Dq	Stl	TO	Blk	Pts	Avg
2008-09	79	78	2906	287	681	.421	127	325	.391	179	209	.856	45	201	246	566	126	1	72	221	7	880	11.1
2009-10	67	59	2072	168	251	.373	90	258	.349	68	95	.716	28	150	178	378	83	0	59	110	3	494	7.4
Totals	146	137	4978	455	1132	.402	217	583	.372	247	304	.813	73	351	424	944	209	1	131	331	10	1374	9.4

Dukes, Walter • Center • 7-0 • 220 • College: Seton Hall • Born Jun. 23, 1930 in Youngstown, OH • Died Mar. 14, 2001

Selected in first round (eighth overall – territorial choice) of 1953 NBA Draft. Purchased from the Harlem Globetrotters on Sep. 30, 1955. Traded to Minneapolis, with draft rights to Burdette Haldorson, for Stater Martin, Jerry Bird and a player to be named later on Oct. 26, 1956. Also played for Harlem Globetrotters (1953-54 - 1954-55), Minneapolis (1956-57) and Detroit (1957-58 - 1962-63).

Regular Season

Season	G	GS	Min	FG	FGA	Pct.	3P	3PA	Pct.	FT	FTA	Pct.	Off	Def	Tot	Ast	PF	Dq	Stl	TO	Blk	Pts	Avg
1955-56	60	-	1290	149	370	.403	-	-	-	167	236	.708	-	-	443	39	211	12	-	-	-	465	7.8

Eddie, Patrick • Center • 6-11 • 240 • College: Mississippi • Born Dec. 27, 1967 in Milwaukee, WI

Signed as free agent on Aug. 14, 1991. Became free agent following 1991-92 season.

Regular Season

Season	G	GS	Min	FG	FGA	Pct.	3P	3PA	Pct.	FT	FTA	Pct.	Off	Def	Tot	Ast	PF	Dq	Stl	TO	Blk	Pts	Avg
1991-92	4	0	13	2	9	.222	0	0	---	0	0	---	0	1	1	0	3	0	0	0	0	4	1.0

Egan, John (Johnny) • Guard • 6-0 • 180 • College: Providence • Born Jan. 31, 1939 in Hartford, CT

Traded from Detroit in three-team deal on Dec. 16, 1963; New York sent Dennis Butcher and Bob Duffy to Detroit; Cincinnati sent Bob Boozer and cash to New York; Detroit sent Larry Staverman to Cincinnati. Traded to Baltimore, with Johnny Green, Jim Barnes and cash, for Walt Bellamy on Nov. 1, 1965. Also played for Detroit (1961-62 – 1963-64), Baltimore (1965-66 - 1967-68), L.A. Lakers (1968-69 – 1969-70) Cleveland (1970-71) and San Diego/Houston (1970-71 - 1971-72).

Regular Season

Season	G	GS	Min	FG	FGA	Pct.	3P	3PA	Pct.	FT	FTA	Pct.	Off	Def	Tot	Ast	PF	Dq	Stl	TO	Blk	Pts	Avg
1963-64	42	-	1488	229	502	.456	-	-	-	136	175	.777	-	-	129	242	104	1	-	-	-	594	14.1
1964-65	74	26	1664	258	529	.488	-	-	-	162	199	.814	-	-	143	252	139	0	-	-	-	678	9.2
1965-66	7	0	58	5	16	.313	-	-	-	7	10	.700	-	-	2	14	4	0	-	-	-	17	2.4
Totals	123	26	3210	492	1047	.470	-	-	-	305	384	.794	-	-	274	508	247	1	-	-	-	1289	10.5

Eisley, Howard • Guard • 6-2 • 180 • College: Boston College • Born Dec. 4, 1972 in Detroit, MI

Traded from Dallas in three-team deal on Aug. 10, 2001; New York sent Glen Rice to Houston and Tyrone Bogues to Dallas; Houston signed and traded Shandon Anderson to New York; Dallas sent the draft rights to Kyle Hill to Houston. Traded to Phoenix, with Charlie Ward, Antonio McDyess, Maciej Lampe, draft right to Milos Vujanic, a 2004 first-round draft choice and a future first-round draft choice, for Anfernee Hardaway, Stephon Marbury and Cezary Trybanski on Jan. 5, 2004. Also played for Minnesota (1994-95), San Antonio (1994-95), Utah (1995-96 – 1999-2000, 2004-05), Dallas (2000-01), Phoenix (2003-04), L.A. Clippers (2005-06) and Denver (2005-06).

Regular Season

Season	G	GS	Min	FG	FGA	Pct.	3P	3PA	Pct.	FT	FTA	Pct.	Off	Def	Tot	Ast	PF	Dq	Stl	TO	Blk	Pts	Avg
2001-02	39	0	609	59	175	.337	14	58	.241	39													

ALL TIME ROSTER

Ewing, Patrick (The Big Fella) • Center • 7-0 • 255 • College: Georgetown • Born Aug. 5, 1962 in Kingston, Jamaica

Selected in first round (first pick overall) in 1985 NBA Draft. Traded to Seattle as part of four-team deal on Sep. 20, 2000. Knicks acquired Glen Rice, Travis Knight and 2001 first-round draft choice from L.A. Lakers, Luc Longley from Phoenix and Vladimir Stepania, Lazaro Borrell, Vernon Maxwell, 2001 first-round draft choice and two 2001 second-round draft choices from Seattle; sent Chris Dudley and 2001 first-round draft choice to Phoenix. Also played for Seattle (2000-01) and Orlando (2001-02). Elected to Naismith Memorial Basketball Hall of Fame in 2008.

Regular Season

Season	G	GS	Min	FG	FGA	Pct.	3P	3PA	Pct.	FT	FTA	Pct.	Off	Def	Tot	Ast	PF	Dq	Stl	TO	Blk	Pts	Avg
1985-86	50	50	1771	386	814	.474	0	5	.000	226	306	.739	124	327	451	102	191	7	54	172	103	998	20.0
1986-87	63	63	2206	530	1053	.503	0	7	.000	296	415	.713	157	398	555	104	248	5	89	229	147	1356	21.5
1987-88	82	82	2546	656	1183	.555	0	3	.000	341	476	.716	245	431	676	125	332	5	104	287	245	1653	20.2
1988-89	80	80	2896	727	1282	.567	0	6	.000	361	484	.746	213	527	740	188	311	5	117	266	281	1815	22.7
1989-90	82	82	3165	922	1673	.551	1	4	.250	502	648	.775	235	658	893	182	325	7	78	278	327	2347	28.6
1990-91	81	81	3104	845	1645	.514	0	6	.000	464	623	.745	194	711	905	244	287	3	80	291	258	2154	26.6
1991-92	82	82	3150	796	1525	.522	1	6	.167	377	511	.738	228	693	921	156	277	2	88	209	245	1970	24.0
1992-93	81	81	3003	779	1550	.503	1	7	.143	400	556	.719	191	789	980	151	286	2	74	265	161	1959	24.2
1993-94	79	79	2972	745	1503	.496	4	14	.286	445	582	.765	219	666	885	179	275	3	90	260	217	1939	24.5
1994-95	79	79	2920	730	1452	.503	6	21	.286	420	560	.750	157	710	867	212	272	3	68	256	159	1886	23.9
1995-96	76	76	2783	678	1456	.466	4	18	.143	351	461	.761	157	649	806	160	247	2	68	221	184	1711	22.5
1996-97	78	78	2887	655	1342	.488	2	9	.222	439	582	.754	175	659	834	156	250	2	69	269	189	1751	22.4
1997-98	26	26	848	203	403	.504	0	2	.000	134	186	.720	59	206	265	28	74	0	16	7	58	540	20.8
1998-99	38	38	1300	247	568	.435	0	2	.000	163	231	.706	74	303	377	43	105	1	30	99	100	657	17.3
1999-00	62	62	2035	361	775	.466	0	2	.000	207	283	.731	140	464	604	58	196	1	36	142	84	929	15.0
Totals	1039	1039	37586	9260	18224	.508	19	122	.156	5126	6904	.742	2568	8191	10759	2088	3676	48	1061	3321	27582	3665	22.8

Playoffs

Season	G	GS	Min	FG	FGA	Pct.	3P	3PA	Pct.	FT	FTA	Pct.	Off	Def	Tot	Ast	PF	Dq	Stl	TO	Blk	Pts	Avg
1987-88	4	4	153	28	57	.491	0	0	—	19	22	.864	16	35	51	10	17	0	6	11	13	75	18.8
1988-89	9	9	340	70	144	.486	0	0	—	39	52	.750	23	67	90	20	35	0	9	15	18	179	19.9
1989-90	10	10	395	114	219	.521	1	2	.500	65	79	.823	21	84	105	31	41	0	13	27	20	294	29.4
1990-91	3	3	110	18	45	.400	0	0	—	14	18	.778	2	28	30	6	12	0	1	11	5	50	16.7
1991-92	12	12	482	109	239	.456	0	1	.000	54	73	.740	33	100	133	27	49	1	7	23	31	272	22.7
1992-93	15	15	604	165	322	.512	1	1	1.000	51	80	.638	43	121	164	36	60	2	17	39	31	382	25.5
1993-94	25	25	1032	210	481	.437	4	11	.364	123	163	.755	88	205	293	65	94	1	32	83	76	547	21.9
1994-95	11	11	399	80	156	.513	1	3	.333	48	70	.686	17	89	106	27	51	1	6	30	25	209	19.0
1995-96	8	8	328	65	137	.474	1	2	.500	41	63	.651	11	74	85	15	22	0	1	30	25	172	21.5
1996-97	9	9	357	88	167	.527	0	1	.000	27	42	.643	26	69	95	17	30	0	3	27	22	203	22.6
1997-98	4	4	132	20	56	.357	0	0	—	16	27	.593	9	23	32	5	16	0	3	10	5	56	14.0
1998-99	11	11	347	58	135	.430	0	0	—	28	36	.778	14	82	96	6	35	0	7	10	8	144	13.1
1999-00	14	14	461	71	170	.418	0	0	—	62	89	.697	29	104	133	6	48	0	16	27	20	204	14.6
Totals	135	135	5140	1096	2328	.471	8	22	.364	587	814	.721	332	1081	1413	271	510	5	121	343	299	2787	20.6

NBA All-Star

Season	Min	FG	FGA	Pct.	3P	3PA	Pct.	FT	FTA	Pct.	Off	Def	Tot	Ast	PF	Dq	Stl	TO	Blk	Pts			
1986																							
1988	16	4	8	.500	0	0	—	1	1	1.000	1	5	6	0	1	0	0	1	1	9			
1989	17	2	8	.250	0	0	—	0	4	.000	1	5	6	2	2	0	1	3	2	4			
1990	27	5	9	.556	0	0	—	2	2	1.000	1	9	10	1	5	0	1	5	5	12			
1991	30	8	10	.800	0	0	—	2	2	1.000	2	8	10	0	5	0	1	2	4	18			
1992	17	4	7	.571	0	0	—	2	5	.400	2	2	4	0	3	0	2	2	1	10			
1993	25	7	11	.636	0	0	—	1	1	1.000	3	7	10	1	4	0	2	4	2	15			
1994	24	7	15	.467	0	0	—	6	7	.857	4	4	8	1	2	0	1	0	20				
1995	22	4	7	.571	0	0	—	2	2	1.000	0	3	3	1	3	0	1	5	0	10			
1996	12	3	7	.429	0	0	—	2	2	1.000	1	2	3	1	2	0	3	0	1	8			
1997																							
Totals	190	44	82	.537	0	0	—	18	26	.692	15	45	60	7	27	0	11	23	16	106			

Farmer, Don (Mike) • Forward • 6-7 • 210 • College: San Francisco • Born Sep. 26, 1936 in Oklahoma City, OK

Selected in first round (third pick overall) of 1958 NBA Draft. Sold to Cincinnati on Nov. 14, 1960. Also played for Cincinnati (1960-61) and St. Louis (1962-63 - 1964-65).

Regular Season

Season	G	GS	Min	FG	FGA	Pct.	3P	3PA	Pct.	FT	FTA	Pct.	Off	Def	Tot	Ast	PF	Dq	Stl	TO	Blk	Pts	Avg
1958-59	72	-	1545	176	498	.353	-	-	-	83	99	.838	-	-	315	66	152	1	-	-	-	435	6.0
1959-60	67	-	1517	212	568	.373	-	-	-	70	83	.843	-	-	385	57	130	1	-	-	-	494	7.4
1960-61	2	-	6	0	1	.000	-	-	-	0	0	—	-	-	2	0	2	0	-	-	-	0	0.0
Totals	141	-	3068	388	1067	.364	-	-	-	153	182	.841	-	-	702	123	284	2	-	-	-	929	6.6

Playoffs

Season	G	GS	Min	FG	FGA	Pct.	3P	3PA	Pct.	FT	FTA	Pct.	Off	Def	Tot	Ast	PF	Dq	Stl	TO	Blk	Pts	Avg
1958-59	2	2	34	5	17	.294	-	-	-	2	5	.400	-	-	10	0	7	0	-	-	-	12	6.0

Felix, Raymond (Ray) • Center • 6-11 • 220 • College: Long Island University • Born Dec. 10, 1930 in New York, NY • Died Jul. 28, 1991

Traded from Baltimore, with Chuck Grigsby, for Connie Simmons and Al McGuire on Sep. 17, 1954. Signed on Oct. 26, 1954. Waived on Jan. 11, 1960. Traded to Minneapolis, with cash and future draft choice, for Dick Garmaker and 1960 second-round draft choice on Jan. 24, 1960. Also played for Baltimore (1953-54), Minneapolis/L.A. Lakers (1959-60 - 1961-62).

Regular Season

Season	G	GS	Min	FG	FGA	Pct.	3P	3PA	Pct.	FT	FTA	Pct.	Off	Def	Tot	Ast	PF	Dq	Stl	TO	Blk	Pts	Avg
1954-55	72	-	2024	364	832	.438	-	-	-	310	498	.622	-	-	818	67	286	11	-	-	-	1038	14.4
1955-56	72	-	1702	277	668	.415	-	-	-	331	469	.706	-	-	623	47	293	13	-	-	-	885	12.3
1956-57	72	-	1622	295	709	.416	-	-	-	277	371	.747	-	-	587	36	284	9	-	-	-	867	12.0
1957-58	72	-	1709	304	688	.442	-	-	-	271	389	.697	-	-	747	52	283	12	-	-	-	879	12.2
1958-59	72	-	1588	260	700	.371	-	-	-	229	321	.713	-	-	569	49	275	9	-	-	-	749	10.4
1959-60	16	-	186	31	94	.330	-	-	-	19	33	.576	-	-	82	2	44	0	-	-	-	81	5.1
Totals	376	-	8831	1531	3691	.415	-	-	-	1437	2081	.691	-	-	3426	253	3723	54	-	-	-	4499	12.0



Felton, Raymond • Guard • 6-1 • 205 • College: North Carolina • Born Jun. 26, 1984 in Marion, SC

Signed as a free agent on Jul. 12, 2010. Traded to Denver as part of three-team deal on Feb. 22, 2011; sent with Wilson Chandler, Danilo Gallinari, Timofey Mozgov, a future first-round draft selection, two future second-round selections and cash and future draft considerations to Denver for Carmelo Anthony, Renaldo Balkman, Chauncey Billups, Anthony Carter and Shelden Williams. Minnesota sent Corey Brewer to New York for Eddy Curry, Anthony Randolph and cash considerations, and sent Kosta Koufos to Denver in exchange for a future second round draft pick. Traded by Portland, via sign-and-trade, with Kurt Thomas, for Jared Jeffries, via sign-and-trade, Dan Gadzuric, the draft rights to Kostas Papanikolaou and Giorgos Printezis and protected future second-round draft pick on Jul. 16, 2012. Also played for Charlotte (2005-2006 – 2009-10), Denver (2010-11) and Portland (2011-12).

Regular Season

Season	G	GS	Min	FG	FGA	Pct.	3P	3PA	Pct.	FT	FTA	Pct.	Off	Def	Tot	Ast	PF	Dq	Stl	TO	Blk	Pts	Avg
2010-11	54	54	2074	339	801	.423	88	268	.328	157	181	.867	40	154	194	488	113	0	97	176	11	923	17.1
2012-13	68	68	2313	377	882	.427	93	258	.360	101	128	.789	51	143	194	372	130	0	94	155	14	948	13.9
Totals	122	122	4387	716	1683	.425	181	526	.344	258	309	.835	91	297	388	860	243	0	191	331	25	1871	15.3

Playoffs

Season	G	GS	Min	FG	FGA	Pct.	3P	3PA	Pct.	FT	FTA	Pct.	Off	Def	Tot	Ast	PF	Dq	Stl	TO	Blk	Pts	Avg
2012-13	12	12	454	72	162	.444	9	28	.321	16	24	.667	17	24	41	56	26	0	20	20	5	169	14.1

Fernsten, Eric • Center • 6-10 • 205 • College: San Francisco • Born Nov. 1, 1953 in Oakland, CA

Signed as free agent on Sep. 28, 1983. Became free agent following 1983-84 season. Also played for Cleveland (1975-76), Chicago (1975-76 – 1976-77) and Boston (1979-80 – 1981-82).

Regular Season

Season	G	GS	Min	FG	FGA	Pct.	3P	3PA	Pct.	FT	FTA	Pct.	Off	Def	Tot	Ast	PF	Dq	Stl	TO	Blk	Pts	Avg
1983-84	32	0	402	29	52	.558	0	0	—	25	34	.735	29	57	86	11	49	0	16	19	8	83	2.6

Playoffs

Season	G	GS	Min	FG	FGA	Pct.	3P	3PA	Pct.	FT	FTA	Pct.	Off	Def	Tot	Ast	PF	Dq	Stl	TO	Blk	Pts	Avg
1983-84	2	0	3	1	2	.500	0	0	—	0	0	—	0	0	0	0	0	0	0	0	0	2	1.0

Fields, Landry • Guard/Forward • 6-7 • 205 • College: Stanford • Born Jun. 27, 1987 in Long Beach, CA

Selected in second round (39th pick overall) of 2010 NBA Draft. Signed to a contract on Aug. 26, 2010. Became restricted free agent following 2011-12 season. Also played for Toronto (2012-13).

Regular Season

Season	G	GS	Min	FG	FGA	Pct.	3P	3PA	Pct.	FT	FTA	Pct.	Off	Def	Tot	Ast	PF	Dq	Stl	TO	Blk	Pts	Avg
2010-11	82	81	2541	299	602	.497	86	219	.393	113	147	.769	105	416	521	155	114	0	80	107	17	797	9.7
2011-12	66	62	1894	236	513	.460	31	121	.256	77	137	.562	59	219	278	169	99	0	79	102	17	580	8.8
Totals	148	143	4435	535	1115	.480	117	340	.344	190	284	.669	164	635	799	324	213	0	159	209	34	1377	9.3

Playoffs

Season	G	GS	Min	FG	FGA	Pct.	3P	3PA	Pct.	FT	FTA	Pct.	Off	Def	Tot	Ast	PF	Dq	Stl	TO	Blk	Pts	Avg
2010-11	4	4	71	3	15	.200	0	4	.000	1	6	.167	1	4	5	5	0	0	2	4	3	7	1.8
2011-12	5	4	115	15	31	.484	1	5	.200	5	7	.714	4	11	15	7	5	0	3	9	0	36	7.2
Totals	9	8	186	18	46	.391	1	9	.111	6	13	.462	5	15	20	12	5	0	5	13	3	43	4.8

Fillmore, Gregory (Greg) • Center • 7-1 • 250 • College: Cheyney State • Born Mar. 7, 1947 in Philadelphia, PA

Selected in eighth round (136th pick overall) of 1970 NBA Draft. Waived on Jul. 11, 1972.

Regular Season

Season	G	GS	Min	FG	FGA	Pct.	3P	3PA	Pct.	FT	FTA	Pct.	Off	Def	Tot	Ast	PF	Dq	Stl	TO	Blk	Pts	Avg
1970-71	39	3	271	45	102	.441	-	-	-	13	27	.481	-	-	93	17	80	0	-	-	-	103	2.6
1971-72	10	0	67	7	27	.259	-	-	-	1	3	.333	-	-	15	3	17	0	-	-	-	15	1.5
Totals	49	3	338	52	129	.403	-	-	-	14	30	.467	-	-	108	20	97	0	-	-	-	118	2.4

Playoffs

Season	G	GS	Min	FG	FGA	Pct.	3P	3PA	Pct.	FT	FTA	Pct.	Off	Def	Tot	Ast	PF	Dq	Stl	TO	Blk	Pts	Avg
1970-71	8	0	24	0	4	.000	-	-	-	0	0	—	-	-	8	1	9	0	-	-	-	0	0.0

Fish, Matt • Center • 6-11 • 235 • College: UNC Wilmington • Born Nov. 18, 1969 in Washington, IA

Signed to 10-day contract on Feb. 24, 1996. Waived on Mar. 5, 1996. Also played for L.A. Clippers (1994-95), Denver (1995-96), Washington (1996-97) and Miami (1996-97).

Regular Season

Season	G	GS	Min	FG	FGA	Pct.	3P	3PA	Pct.	FT	FTA	Pct.	Off	Def	Tot	Ast	PF	Dq	Stl	TO	Blk	Pts	Avg
1995-96	2	1	17	6	10	.600	0	0	—	0	1	.000	3	0	3	1	3	0	0	0	1	12	6.0

Fitzgerald, Robert (Bob) • Forward • 6-5 • 190 • College: Fordham • Born Mar. 14, 1923 in Queens, NY • Died Jul. 1, 1983

Signed on Jan. 24, 1947. Also played for Toronto (1946-47), Syracuse (1947-48) and Rochester (1948-49).

Regular Season

Season	G	GS	Min	FG	FGA	Pct.	3P	3PA	Pct.	FT	FTA	Pct.	Off	Def	Tot	Ast	PF	Dq	Stl	TO	Blk	Pts	Avg
1946-47	29	-	-	23	121	.190	-	-	-	36	60	.600	-	-	9	67	-	-	-	-	-	82	2.8

Playoffs

Season	G	GS	Min	FG	FGA	Pct.	3P	3PA	Pct.	FT	FTA	Pct.	Off	Def	Tot	Ast	PF	Dq	Stl	TO	Blk	Pts	Avg
1946-47	5	-	-	1	9	.111	-	-	-	3	4	.750	-	-	1	3	0	0	-	-	-	5	1.0

Fleishman, Jerome (Jery) • Guard • 6-2 • 190 • College: New York University • Born Feb. 14, 1922 in Brooklyn, NY • Died Jun. 20, 2007

Added to playoff roster via NBA approval for 1953 NBA Playoffs due to manpower shortage. Also played for Philadelphia (1946-47 – 1949-50, 1952-53).

Playoffs

Season	G	GS	Min	FG	FGA	Pct.	3P	3PA	Pct.	FT	FTA	Pct.	Off	Def	Tot	Ast	PF	Dq	Stl	TO	Blk	Pts	Avg
1952-53	2	-	26	2	3	.667	-	-	-	6	13	.462	-	-	5	7	7	1	-	-	-	10	5.0

Fogle, Larry • Forward • 6-5 • 208 • College: Canisius • Born Mar. 19, 1953 in Brooklyn, NY

Selected in second round (34th pick overall) in the 1975 NBA Draft. Waived on Dec. 2, 1975.

Regular Season

Season	G	GS	Min	FG	FGA	Pct.	3P	3PA	Pct.	FT	FTA	Pct.	Off	Def	Tot	Ast	PF	Dq	Stl	TO	Blk	Pts	Avg
1975-76	2	0	14	1	5	.200	-	-	-	0	0	—	1	2	3	0	4	0	1	0	0	2	1.0

Foley, John (Jack/The Shot) • Forward • 6-5 • 185 • College: Holy Cross • Born Apr. 19, 1939 in Worcester, MA

Purchased from Boston on Jan. 22, 1963. Also played for Boston (1962-63).

Regular Season

Season	G	GS	Min	FG	FGA	Pct.	3P	3PA	Pct.	FT	FTA	Pct.	Off	Def	Tot	Ast	PF	Dq	Stl	TO	Blk	Pts	Avg
1962-63	6	-	37	7	25	.280	-	-	-	7	7	1.000	-	-	9	5	5	0	-	-	-	21	3.5

Francis, Steve (City, Franchise, Wink) • Guard • 6-3 • 195 • College: Maryland • Born Feb. 21, 1977 in Washington, D.C.

Traded from Orlando, for Anfernee Hardaway and Trevor Ariza on Feb. 22, 2006. Traded to Portland, with Channing Frye, for Dan Dickau, Fred Jones and Zach Randolph on Jun. 28, 2007. Also played for Houston (1999-2000 – 2003-04, 2007-08) and Orlando (2004-05 – 2005-06).

Regular Season

Season	G	GS	Min	FG	FGA	Pct.	3P	3PA	Pct.	FT	FTA	Pct.	Off	Def	Tot	Ast	PF	Dq	Stl	TO	Blk	Pts	Avg
2005-06	24	15	659	84	190	.442	7	13	.538	83	109	.761	14	57	71	83	62	0	23	58	6	258	10.8
2006-07	44	30	1237	140	343	.408	42	111	.378	175	211	.829	33	124	157	170	126	4	41	100	12	497	11.3
Totals	68	45	1896	224	533	.420	49	124	.395	258	320	.806	47	181	228	253	188	4	64	158	18	755	11.1

Frazier, Walt (Clyde) • Guard • 6-4 • 205 • College: Southern Illinois • Born Mar. 29, 1945 in Atlanta, GA

Selected in first round (fifth pick overall) of 1967 NBA Draft. Signed on Jun. 22, 1967. Traded to Cleveland as compensation for signing veteran free agent Jim Cleamons on Oct. 7, 1977. Also played for Cleveland (1977-78 - 1979-80). Elected to Naismith Memorial Basketball Hall of Fame in 1987.

Regular Season

Season	G	GS	Min	FG	FGA	Pct.	3P	3PA	Pct.	FT	FTA	Pct.	Off	Def	Tot	Ast	PF	Dq	Stl	TO	Blk	Pts	Avg
1967-68	74	15	1588	256	568	.451	-	-	-	154	235	.655	-	-	313	305	199	2	-	-	-	666	9.0
1968-69	80	55																					

Frey, Frido • Guard • 6-2 • 195 • College: Long Island University • Born Oct. 26, 1921 in Germany • Died May 16, 2000
Purchased from Brooklyn Gothams of American Basketball League.

Regular Season																							
Season	G	GS	Min	FG	FGA	Pct.	3P	3PA	Pct.	FT	FTA	Pct.	Off	Def	Tot	Ast	PF	Dq	Stl	TO	Blk	Pts	Avg
1946-47	23	-	-	28	97	.289	-	-	-	32	56	.571	-	-	-	14	37	-	-	-	-	88	3.8
Playoffs																							
Season	G	GS	Min	FG	FGA	Pct.	3P	3PA	Pct.	FT	FTA	Pct.	Off	Def	Tot	Ast	PF	Dq	Stl	TO	Blk	Pts	Avg
1946-47	5	-	-	3	19	.158	-	-	-	4	11	.364	-	-	-	7	11	0	-	-	-	10	2.0

Friend, Lawrence (Larry) • Guard • 6-4 • 195 • College: California • Born Apr. 14, 1935 in Chicago, IL • Died Feb. 27, 1998
Selected in second round (13th pick overall) of 1957 NBA Draft. Waived on Feb. 6, 1958.

Regular Season																							
Season	G	GS	Min	FG	FGA	Pct.	3P	3PA	Pct.	FT	FTA	Pct.	Off	Def	Tot	Ast	PF	Dq	Stl	TO	Blk	Pts	Avg
1957-58	44	-	569	74	226	.327	-	-	-	27	41	.659	-	-	106	47	54	0	-	-	-	175	4.0

Frye, Channing • Forward/Center • 6-11 • 245 • College: Arizona • Born May 17, 1983 in White Plains, NY
Selected in first round (eighth pick overall) of 2005 NBA Draft. Signed to contract on Jul. 2, 2005. Traded to Portland, with Steve Francis, for Dan Dickau, Fred Jones and Zach Randolph on Jun. 28, 2007. Also played for Portland (2007-08 – 2008-09) and Phoenix (2009-10 – 2011-12).

Regular Season																							
Season	G	GS	Min	FG	FGA	Pct.	3P	3PA	Pct.	FT	FTA	Pct.	Off	Def	Tot	Ast	PF	Dq	Stl	TO	Blk	Pts	Avg
2005-06	65	14	1572	305	640	.477	3	9	.333	189	229	.825	138	236	374	53	200	3	30	97	47	802	12.3
2006-07	72	59	1896	298	689	.433	3	18	.167	85	108	.787	91	304	395	67	216	3	36	100	42	684	9.5
Totals	137	73	3469	603	1329	.454	6	27	.222	274	337	.813	229	540	769	120	416	6	66	197	89	1486	10.8

Gadzuric, Dan • Center • 6-11 • 240 • College: California, Los Angeles • Born Feb. 2, 1978 in Den Haag, Netherlands
Signed as free agent on Apr. 20, 2012. Traded to Portland, with Jared Jeffries, via sign-and-trade, the draft rights to Kostas Papanikolaou and Giorgos Printezis and protected future second-round draft pick for Raymond Felton, via sign-and-trade, and Kurt Thomas on Jul. 16, 2012. Also played for Milwaukee (2002-03 – 2009-10), Golden State (2010-11) and New Jersey (2010-11).

Regular Season																							
Season	G	GS	Min	FG	FGA	Pct.	3P	3PA	Pct.	FT	FTA	Pct.	Off	Def	Tot	Ast	PF	Dq	Stl	TO	Blk	Pts	Avg
2011-12	2	0	13	0	2	.000	0	0	---	0	2	.000	1	4	5	0	4	0	1	1	1	0	0.0
Playoffs																							
Season	G	GS	Min	FG	FGA	Pct.	3P	3PA	Pct.	FT	FTA	Pct.	Off	Def	Tot	Ast	PF	Dq	Stl	TO	Blk	Pts	Avg
2011-12	Did Not Play																						

Gaines, Corey • Guard • 6-4 • 195 • College: Loyola Marymount • Born Jun. 1, 1965 in Los Angeles, CA
Signed as free agent on Dec. 19, 1993. Became free agent following 1993-94 season. Also played for New Jersey (1988-89), Philadelphia (1989-90, 1994-95) and Denver (1990-1991).

Regular Season																							
Season	G	GS	Min	FG	FGA	Pct.	3P	3PA	Pct.	FT	FTA	Pct.	Off	Def	Tot	Ast	PF	Dq	Stl	TO	Blk	Pts	Avg
1993-94	18	0	78	9	20	.450	2	5	.400	13	15	.867	3	10	13	30	12	0	2	5	0	33	1.8
Playoffs																							
Season	G	GS	Min	FG	FGA	Pct.	3P	3PA	Pct.	FT	FTA	Pct.	Off	Def	Tot	Ast	PF	Dq	Stl	TO	Blk	Pts	Avg
1993-94	4	0	28	0	4	.000	0	1	.000	0	0	---	0	2	2	2	4	0	0	0	0	0	0.0

From the lens of George Kalinsky



Gallatin, Harry (Harry The Horse) • F/C • 6-6 • 215 • College: Northeast Missouri State • Born Apr. 26, 1927 in Wood River, IL
Selected in 1948 BAA Draft. Re-signed on Aug. 7, 1956. Re-signed on Sep. 23, 1950, Jun. 22, 1953, Aug. 2, 1954, Aug. 8, 1955 & Aug. 7, 1956. Traded, with rights to Dick Atha and Nat Clifton, to Detroit for Mel Hutchins and first-round draft choice on Apr. 3, 1957. Also played for Detroit (1957-58). Elected to Naismith Memorial Basketball Hall of Fame in 1991.

Regular Season																							
Season	G	GS	Min	FG	FGA	Pct.	3P	3PA	Pct.	FT	FTA	Pct.	Off	Def	Tot	Ast	PF	Dq	Stl	TO	Blk	Pts	Avg
1948-49	52	-	157	479	328	-	-	-	-	120	169	.710	-	-	-	63	127	-	-	-	-	434	8.3
1949-50	68	-	-	263	664	.396	-	-	-	277	366	.757	-	-	-	56	215	-	-	-	-	803	11.8
1950-51	66	-	-	293	705	.416	-	-	-	259	354	.732	-	-	-	800	180	244	4	-	-	845	12.8
1951-52	66	-	1931	233	527	.442	-	-	-	275	341	.806	-	-	-	661	115	223	5	-	-	741	11.2
1952-53	70	-	2333	282	635	.444	-	-	-	301	430	.700	-	-	-	916	126	224	6	-	-	865	12.4
1953-54	72	-	2690	258	639	.404	-	-	-	433	552	.784	-	-	-	1098	153	208	2	-	-	949	13.2
1954-55	72	-	2548	330	859	.384	-	-	-	393	483	.814	-	-	-	995	176	206	5	-	-	1053	14.6
1955-56	72	-	2378	322	834	.386	-	-	-	358	455	.787	-	-	-	740	168	220	6	-	-	1002	13.9
1956-57	72	-	1943	332	817	.406	-	-	-	415	519	.800	-	-	-	725	85	202	1	-	-	1079	15.0
Totals	610	-	13823	2470	6159	.401	-	-	-	2831	3669	.772	-	-	5935	1122	1869	29	-	-	-	7771	12.7
Playoffs																							
Season	G	GS	Min	FG	FGA	Pct.	3P	3PA	Pct.	FT	FTA	Pct.	Off	Def	Tot	Ast	PF	Dq	Stl	TO	Blk	Pts	Avg
1948-49	6	-	-	20	56	.357	-	-	-	32	39	.821	-	-	-	10	31	2	-	-	-	72	12.0
1949-50	5	-	-	20	52	.385	-	-	-	25	32	.781	-	-	-	6	23	1	-	-	-	65	13.0
1950-51	14	-	-	49	140	.350	-	-	-	67	87	.770	-	-	-	163	26	57	3	-	-	165	11.8
1951-52	14	-	471	50	122	.410	-	-	-	51	66	.773	-	-	-	134	19	45	1	-	-	151	10.8
1952-53	11	-	303	36	86	.419	-	-	-	44	59	.746	-	-	-	120	15	29	0	-	-	116	10.5
1953-54	4	4	151	16	35	.457	-	-	-	22	31	.710	-	-	-	61	6	12	0	-	-	54	13.5
1954-55	3	2	108	19	42	.452	-	-	-	17	22	.773	-	-	-	44	7	11	0	-	-	55	18.3
Totals	57	-	1033	210	533	.394	-	-	-	258	336	.768	-	-	522	89	208	7	-	-	-	678	11.9
NBA All-Star																							
Season	Min	FG	FGA	Pct.	3P	3PA	Pct.	FT	FTA	Pct.	Off	Def	Tot	Ast	PF	Dq	Stl	TO	Blk	Pts			
1951	-	2	4	.500	-	-	-	1	1	1.000	-	-	5	2	4	0	-	-	-	5			
1952	22	3	5	.600	-	-	-	1	4	.250	-	-	9	3	3	0	-	-	-	7			
1953	19	1	4	.250	-	-	-	1	2	.500	-	-	3	2	1	0	-	-	-	3			
1954	28	0	2	.000	-	-	-	5	6	.833	-	-	18	3	0	0	-	-	-	5			
1955	36	4	7	.571	-	-	-	5	5	1.000	-	-	14	3	2	0	-	-	-	13			
1956	30	5	12	.417	-	-	-	6	7	.857	-	-	5	2	4	0	-	-	-	16			
1957	24	4	7	.571	-	-	-	0	2	.000	-	-	11	1	3	0	-	-	-	8			
Totals	159	19	41	.463	-	-	-	19	27	.704	-	-	65	16	17	0	-	-	-	57			

Regular Season																							
Season	G	GS	Min	FG	FGA	Pct.	3P	3PA	Pct.	FT	FTA	Pct.	Off	Def	Tot	Ast	PF	Dq	Stl	TO	Blk	Pts	Avg
2008-09	28	2	412	56	125	.448	32	72	.444	26	27	.963	13	42	55	15	48	1	14	15	4	170	6.1
2009-10	81	74	2747	392	927	.423	186	488	.381	251	307	.818	65	333	398	135	191	1	75	110	58	1221	15.1
2010-11	48	48	1671	211	509	.415	83	239	.347	259	290	.893	48	181	229	82	117	0	38	58	18	764	15.9
Totals	157	124	4830	659	1561	.422	301	799	.377	536	624	.859	126	556	682	232	356	2	127	183	80	2155	13.7

Gallinari, Danilo (Gallo, The Rooster) • Forward • 6-10 • 225 • College: none • Born Aug. 8, 1988 in Milan, Italy
Selected in first round (sixth pick overall) of 2008 NBA Draft. Signed to contract on Jul. 8, 2008. Exercised fourth-year option on Oct. 24, 2010. Traded to Denver as part of three-team deal on Feb. 22, 2011; sent with Wilson Chandler, Raymond Felton, Timofey Mozgov, a future first-round draft selection, two future second-round selections, cash and future draft considerations to Denver for Carmelo Anthony, Renaldo Balkman, Chauncey Billups, Anthony Carter and Shelden Williams; Minnesota sent Corey Brewer to New York for Eddy Curry, Anthony Randolph and cash considerations, and sent Kosta Koufos to Denver in exchange for a future second round draft pick. Also played for Denver (2010-11 – 2012-13).

Regular Season																			
Season	G	GS	Min	FG	FGA	Pct.	3P	3PA	Pct.	FT	FTA	Pct.	Off	Def	Tot				

George, John (Jack) • Guard • 6-3 • 190 • College: LaSalle • Born Nov. 13, 1928 in Swissvale, PA • Died Jan. 30, 1989
 Traded from Philadelphia for Guy Sparrow in Jan. 1959. Re-signed on Aug. 31, 1959. Waived on Jan. 11, 1960. Also played for Philadelphia (1953-54 - 1958-59).

Regular Season

Season	G	GS	Min	FG	FGA	Pct.	3P	3PA	Pct.	FT	FTA	Pct.	Off	Def	Tot	Ast	PF	Dq	Stl	TO	Blk	Pts	Avg
1958-59	25	-	485	62	173	.358	-	-	-	42	51	.824	-	-	82	55	54	0	-	-	-	166	6.6
1959-60	69	-	1504	250	650	.385	-	-	-	155	202	.767	-	-	192	240	148	1	-	-	-	655	9.5
1960-61	16	-	268	31	93	.333	-	-	-	20	30	.667	-	-	32	39	37	0	-	-	-	82	5.1
Totals	110	-	2257	343	916	.374	-	-	-	217	283	.767	-	-	306	334	239	1	-	-	-	903	8.2

Playoffs

Season	G	GS	Min	FG	FGA	Pct.	3P	3PA	Pct.	FT	FTA	Pct.	Off	Def	Tot	Ast	PF	Dq	Stl	TO	Blk	Pts	Avg
1958-59	2	0	31	4	12	.333	-	-	-	0	0	—	-	-	4	3	4	0	-	-	-	8	4.0

Gianelli, John • Center • 6-10 • 220 • College: Pacific • Born Jun. 10, 1950 in Stockton, CA
 Purchased from Houston on Sep. 19, 1972. Traded, with cash, to Buffalo for Bob McAdoo and Tom McMillen on Dec. 9, 1976. Also played for Buffalo (1976-77), Milwaukee (1977-78 - 1978-79) and Utah (1979-80).

Regular Season

Season	G	GS	Min	FG	FGA	Pct.	3P	3PA	Pct.	FT	FTA	Pct.	Off	Def	Tot	Ast	PF	Dq	Stl	TO	Blk	Pts	Avg	
1972-73	52	1	516	79	175	.451	-	-	-	23	33	.697	-	-	150	25	72	0	-	-	-	181	3.5	
1973-74	70	41	1423	208	434	.479	-	-	-	92	121	.760	110	233	343	77	159	1	23	-	-	42	508	7.3
1974-75	80	79	2797	343	726	.472	-	-	-	135	195	.692	214	475	689	163	263	3	38	-	-	118	821	10.3
1975-76	82	51	2332	325	687	.473	-	-	-	114	160	.713	187	365	552	115	194	1	25	-	-	62	764	9.3
1976-77	19	15	630	86	182	.473	-	-	-	35	48	.729	60	118	178	26	54	0	14	-	-	28	207	10.9
Totals	303	187	7698	1041	2204	.472	-	-	-	399	557	.716	571	1191	1912	406	742	5	100	-	250	2481	8.2	

Playoffs

Season	G	GS	Min	FG	FGA	Pct.	3P	3PA	Pct.	FT	FTA	Pct.	Off	Def	Tot	Ast	PF	Dq	Stl	TO	Blk	Pts	Avg	
1972-73	7	0	55	11	20	.550	-	-	-	3	7	.429	-	-	13	1	6	0	-	-	-	25	3.6	
1973-74	12	12	338	35	86	.407	-	-	-	18	25	.720	39	49	88	23	41	0	4	-	-	6	88	7.3
1974-75	3	3	93	11	24	.458	-	-	-	3	3	1.000	5	9	14	2	10	0	0	-	-	4	25	8.3
Totals	22	15	486	57	130	.438	-	-	-	24	35	.686	44	58	115	26	57	0	4	-	10	138	6.3	

Giddens, Justin Ray (J.R.) • Guard • 6-5 • 215 • College: New Mexico • Born Feb. 13, 1985 in Oklahoma City, OK
 Traded from Boston, with Eddie House, Bill Walker and future conditional second round choice for Nate Robinson and Marcus Landry on Feb. 18, 2010. Became free agent following 2009-10 season. Also played for Boston (2008-09 - 2009-10)

Regular Season

Season	G	GS	Min	FG	FGA	Pct.	3P	3PA	Pct.	FT	FTA	Pct.	Off	Def	Tot	Ast	PF	Dq	Stl	TO	Blk	Pts	Avg
2009-10	11	0	140	19	39	.487	0	8	.000	7	11	.636	12	19	31	7	19	0	5	10	1	45	4.1

Glenn, Mike (Stinger) • Guard • 6-2 • 189 • College: Southern Illinois • Born Sep. 10, 1955 in Rome, GA
 Signed as veteran free agent on Jun. 12, 1978. Became free agent following 1980-81; agreed not to exercise its right of first refusal in exchange for 1982 second-round draft choice. Also played for Buffalo (1977-78), Atlanta (1981-82 - 1984-85) and Milwaukee (1985-86 - 1986-87).

Regular Season

Season	G	GS	Min	FG	FGA	Pct.	3P	3PA	Pct.	FT	FTA	Pct.	Off	Def	Tot	Ast	PF	Dq	Stl	TO	Blk	Pts	Avg
1978-79	75	11	1171	263	486	.541	-	-	-	57	63	.905	28	54	82	136	113	0	37	64	6	583	7.8
1979-80	75	0	800	188	364	.516	2	10	.200	63	73	.863	21	45	66	85	79	0	35	38	7	441	5.9
1980-81	82	6	1506	285	511	.558	4	11	.364	98	110	.891	27	61	88	108	126	0	72	62	5	672	8.2
Totals	232	17	3477	736	1361	.541	6	21	.286	218	246	.886	76	160	236	329	205	0	144	164	18	1696	7.3

Playoffs

Season	G	GS	Min	FG	FGA	Pct.	3P	3PA	Pct.	FT	FTA	Pct.	Off	Def	Tot	Ast	PF	Dq	Stl	TO	Blk	Pts	Avg
1980-81	2	0	26	4	7	.571	0	1	.000	3	3	1.000	1	3	4	1	0	0	1	2	0	11	5.5

Gola, Thomas (Tom) • Guard/Forward • 6-6 • 205 • College: LaSalle • Born Jan. 13, 1933 in Philadelphia, PA
 Traded from San Francisco for Willie Naulls and Ken Sears on Dec. 5, 1962. Retired following 1965-66 season. Also played for Philadelphia (1955-56 - 1961-62) and San Francisco (1962-63). Elected to Naismith Memorial Basketball Hall of Fame in 1975.

Regular Season

Season	G	GS	Min	FG	FGA	Pct.	3P	3PA	Pct.	FT	FTA	Pct.	Off	Def	Tot	Ast	PF	Dq	Stl	TO	Blk	Pts	Avg
1962-63	52	-	1848	252	548	.460	-	-	-	120	153	.784	-	-	369	225	202	5	-	-	-	624	12.0
1963-64	74	-	2156	258	602	.429	-	-	-	154	212	.726	-	-	469	257	278	7	-	-	-	670	9.1
1964-65	77	41	1727	204	455	.448	-	-	-	133	180	.739	-	-	319	220	269	8	-	-	-	541	7.0
1965-66	74	1	1127	122	271	.450	-	-	-	82	105	.781	-	-	289	191	207	3	-	-	-	326	4.4
Totals	277	42	6858	836	1876	.446	-	-	-	489	650	.752	-	-	1446	893	956	23	-	-	-	2161	7.8

NBA All-Star

Season	G	GS	Min	FG	FGA	Pct.	3P	3PA	Pct.	FT	FTA	Pct.	Off	Def	Tot	Ast	PF	Dq	Stl	TO	Blk	Pts	Avg
1963	18	1	3	.333	-	-	-	-	-	0	0	—	-	-	2	1	3	0	-	-	-	2	
1964	7	0	—	-	-	-	-	-	-	1	2	.500	-	-	0	1	2	0	-	-	-	1	
Total	25	1	3	.333	-	-	-	-	-	1	2	.500	-	-	2	2	5	0	-	-	-	3	

Gondrezick, Glen (Gondo) • Forward • 6-6 • 218 • College: Nevada-Las Vegas • Born Aug. 30, 1955 in Boulder, CO • Died Apr. 27, 2009
 Selected in second round (26th pick overall) of 1977 NBA Draft. Waived on Oct. 10, 1979. Also played for Denver (1979-80 - 1982-83).

Regular Season

Season	G	GS	Min	FG	FGA	Pct.	3P	3PA	Pct.	FT	FTA	Pct.	Off	Def	Tot	Ast	PF	Dq	Stl	TO	Blk	Pts	Avg
1977-78	72	0	1017	131	339	.386	-	-	-	83	121	.686	92	158	250	83	181	0	56	82	18	345	4.8
1978-79	75	40	1602	161	326	.494	-	-	-	55	97	.567	147	277	424	106	226	1	98	95	18	377	5.0
Totals	147	40	2619	292	665	.439	-	-	-	138	218	.633	239	435	674	189	407	1	154	177	36	722	4.9

Playoffs

Season	G	GS	Min	FG	FGA	Pct.	3P	3PA	Pct.	FT	FTA	Pct.	Off	Def	Tot	Ast	PF	Dq	Stl	TO	Blk	Pts	Avg
1977-78	6	0	70	10	19	.526	-	-	-	5	8	.625	7	10	17	6	12	0	5	6	0	25	4.2

Gottlieb, Leo (Ace) • Guard • 5-11 • 180 • College: none • Born Nov. 28, 1920 in New York, NY • Died Aug. 1, 1972
 Member of Original 1946-47 Knicks.

Regular Season

Season	G	GS	Min	FG	FGA	Pct.	3P	3PA	Pct.	FT	FTA	Pct.	Off	Def	Tot	Ast	PF	Dq	Stl	TO	Blk	Pts	Avg
1946-47	57	-	-	149	494	.302	-	-	-	36	55	.655	-	-	24	71	-	-	-	-	-	334	5.9
1947-48	27	-	-	59	228	.259	-	-	-	13	21	.619	-	-	13	36	-	-	-	-	-	131	4.9
Totals	84	-	-	208	722	.288	-	-	-	49	76	.645	-	-	36	107	-	-	-	-	-	465	5.5

Gray, Stuart • Center • 7-0 • 245 • College: UCLA • Born May 27, 1963 in Panama Canal Zone
 Traded from Charlotte for 1991 second-round draft choice on Feb. 22, 1990. Waived on Jan. 23, 1991. Also played for Indiana (1984-85 – 1988-89) and Charlotte (1989-90).

Regular Season

Season	G	GS	Min	FG	FGA	Pct.	3P	3PA	Pct.	FT	FTA	Pct.	Off	Def	Tot	Ast	PF	Dq	Stl	TO	Blk	Pts	Avg
1989-90	19	0	94	4	17	.235	0	3	.000	7	8	.875	2	12	14	2	26	0	3	5	2	15	0.8
1990-91	8	0	37	4	12	.333	0	0	—	3	3	1.000	2	8	10	0	6	0	0	2	1	11	1.4
Totals	27	0	131	8	29	.276	0	3	.000	10	11	.909	4	20	24	2	32	0	3	7	3	26	1.0

Playoffs

Season	G	GS	Min	FG	FGA	Pct.	3P	3PA	Pct.	FT	FTA	Pct.	Off	Def	Tot	Ast	PF	Dq	Stl	TO	Blk	Pts	Avg
1989-90	4	0	12	2	5	.400	0	0	—	0	0	—	3	5	8	0	3	0	1	3	0	4	1.0

Green, John (Johnny/Jumpin') • Forward • 6-6 • 210 • College: Michigan State • Born Dec. 8, 1933 in Dayton, OH
 Selected in first round (sixth pick overall) of 1959 NBA Draft. Re-signed to Baltimore, with Johnny Egan, Jim Barnes and cash, for Walt Bellamy on Nov. 1, 1965. Also played for Baltimore (1965-66 -1966-67), San Diego (1967-68), Philadelphia (1967-68 - 1968-69), Cincinnati (1969-70 - 1971-72) and Kansas City-Omaha (1972-73).

Regular Season

Season	G	GS	Min	FG	FGA	Pct.	3P	3PA	Pct.	FT	FTA	Pct.	Off	Def	Tot	Ast	PF	Dq	Stl	TO	Blk	Pts	Avg
1959-60	69	-	1225	209	468	.447	-	-	-	63	155	.406	-	-	545	48	194	3	-	-	-	481	7.0
1960-61	78	-	1784	326	758	.430	-	-	-	145	278	.522	-	-	838	97	194	3	-	-	-	797	10.2
1961-62	80	-	2789	507	1164	.436	-	-	-	261	434	.601	-	-	1066	191	265	4	-	-	-	1275	15.9
1962-63	80	-	2553	582	1261	.462	-	-	-	280	439	.638	-	-	964	152	243	5	-	-	-	1444	18.1
1963-64	80	-	2134	482	1026	.470	-	-	-	195	392	.497	-	-	799	157	246	4	-	-	-	1159	14.5
1964-65	78	33	1720	346	737	.469	-	-	-	165	301	.548	-	-	545	129	194	3	-	-	-	857	11.0
1965-66	7	7	208	43	79	.544	-	-	-	15	31	.484	-	-	74	11	21	0	-	-	-	101	14.4
Totals	472	40	12413	2495	5493	.454	-	-	-	1124	2030	.554	-	-	4831	785	1357	22	-	-	-	6114	13.0

NBA All-Star

Season	Min	FG	FGA	Pct.	3P	3PA	Pct.	FT	FTA	Pct.	Off	Def	Tot	Ast	PF	Dq	Stl	TO	Blk	Pts
1962	21	2	4	.500	-	-	-	3	3	1.000	-	-	2	0	1	0	-	-	-	7
1963	27	6	8	.750	-	-	-	1	1	1.000	-	-	5	0	1	0	-	-	-	13
1965	17	3	4	.750	-	-	-	2	3	.667	-	-	0	0	0	6	1	-	-	8
Totals	65	11	16	.688	-	-	-	6	7	.857	-	-	7	0	8	1	-	-	-	28

Green, Kenneth (Ken/Apple) • Forward • 6-8 • 220 • College: Pan American • Born Sep. 19, 1959 in Newman, GA
 Signed to 10-day contract on Mar. 25, 1986. Contract expired on Apr. 3, 1986. Signed for remainder of season on Apr. 4, 1986. Became free agent following 1985-86 season.

Regular Season

Season	G	GS	Min	FG	FGA	Pct.	3P	3PA	Pct.	FT	FTA	Pct.	Off	Def	Tot	Ast	PF	Dq	Stl	TO	Blk	Pts	Avg
1985-86	7	0	72	13	27	.481	0	0	—	5	9	.556	12	15	27	2	8	0	4	1	0	31	4.4

Green, Sidney • Forward • 6-9 • 250 • College: Nevada-Las Vegas • Born Jan. 4, 1961 in Brooklyn, NY
 Traded from Detroit for Ron Moore and 1988 second-round draft choice on Oct. 29, 1987. Selected by Orlando in 1989 NBA Expansion Draft. Also played for Chicago (1983-84 – 1985-86), Detroit (1986-87), Orlando (1989-90), San Antonio (1990-91 – 1992-93) and Charlotte (1992-93).

Regular Season

Season	G	GS	Min	FG	FGA	Pct.	3P	3PA	Pct.	FT	FTA	Pct.	Off	Def	Tot	Ast	PF	Dq	Stl	TO	Blk	Pts	Avg
1987-88	82	65	2049	258	585	.441	0	2	.000	126	190	.663	221	421	642	93	218	9	65	148	32	642	7.8
1988-89	82	0	1277	194	422	.460	0	3	.000	129	170	.759	157	237	394	76	172	0	47	125	18	517	6.3
Totals	164	65	3326	452	1007	.449	0	5	.000	255	360	.708	378	658	1036	169	390	9	112	273	50	1159	7.1

Playoffs

Season	G	GS	Min	FG	FGA	Pct.	3P	3PA	Pct.	FT	FTA	Pct.	Off	Def	Tot	Ast	PF	Dq	Stl	TO	Blk	Pts	Avg
1987-88	4	4	93	8	17	.471	0	0	—	0	0	—	8	25	33	7	14	0	0	9	1	16	4.0
1988-89	9	0	128	13	30	.433	0	0	—	10	14	.714	14	22	36	5	23	0	2	7	1	36	4.0
Totals	13	4	221	21	47	.447	0	0	—	10	14	.714	22	47	69	12	37	0	2	16	2	52	4.0

Grigsby, Charles (Chuck) • Forward • 6-5 • 190 • College: Dayton • Born Aug. 15, 1928 in Dayton, OH • Died Jul. 15, 2003
 Traded from Baltimore, with Ray Felix, for Connie Simmons and Al McGuire on Sep. 17, 1954. Waived on Nov. 30, 1954.

Regular Season

Season	G	GS	Min	FG	FGA	Pct.	3P	3PA	Pct.	FT	FTA	Pct.	Off	Def	Tot	Ast	PF	Dq	Stl	TO	Blk	Pts	Avg
1954-55	7	-	45	7	19	.368	-	-	-	2	8	.250	-	-	11	7	9	0	-	-	-	16	2.3

Grunfeld, Ernest (Ernie) • Forward • 6-6 • 215 • College: Tennessee • Born Apr. 24, 1955 in Satu-Mare, Romania
 Signed as veteran free agent on Sep. 10, 1982. Retired following 1985-86 season. Also played for Milwaukee (1977-78 – 1978-79) and Kansas City (1979-80 - 1981-82).

Regular Season

Season	G	GS	Min	FG	FGA	Pct.	3P	3PA	Pct.	FT	FTA	Pct.	Off	Def	Tot	Ast	PF	Dq	Stl	TO	Blk	Pts	Avg
1982-83	77	0	1422	167	377	.443	0	4	.000	81	98	.827	42	121	163	136	172	1	40	84	10	415	5.4
1983-84	76	6	1119	166	362	.459	2	9	.222	64	83	.771	24	97	121	108	151	0	43	71	7	398	5.2
1984-85	69	0	1061	188	384	.490	2	8	.250	77	104	.740	41	110	151	105	129	2	50	40	7	455	6.6
1985-86	76	0	1402	148	355	.417	26	61	.426	90	108	.833	42	164	206	119	192	2	39	50	13	412	5.4
Totals	298	6	5004	669	1478	.453	30	82	.366	312	393	.794	149	492	641	468	644	5	172	245	37	1680	5.6

Playoffs

Season	G	GS	Min	FG	FGA	Pct.	3P	3PA	Pct.	FT	FTA	Pct.	Off	Def	Tot	Ast	PF	Dq	Stl	TO	Blk	Pts	Avg
1982-83	6	0	118	15	34	.441	0	0	—	18	19	.947	2	6	8	10	17	0	7	9	2	48	8.0
1983-84	11	0	84	11	23	.478	0	0	—	4	4	1.000	1	8	9	6	12	0	2	4	0	26	2.4
Totals	17	0	202	26	57	.456	0	0	—	22	23	.957	3	14	17	16	29	0	9	13	2	74	4.4

Guerin, Richard (Richie/The Leatherneck) • Guard • 6-4 • 210 • College: Iona • Born May 29, 1932 in The Bronx, NY
 Selected in second round (17th overall) of 1954 NBA Draft. Re-signed on Aug. 24, 1959, Jun. 5, 1961 & Jun. 25, 1962. Traded to St. Louis for cash and 1964 second-round draft choice on Oct. 18, 1963. Also played for St. Louis (1963-64 – 1966-67) and Atlanta (1968-69 – 1969-70). Elected to Naismith Memorial Basketball Hall of Fame in 2013.

Regular Season

Season	G	GS	Min	FG	FGA	Pct.	3P	3PA	Pct.	FT	FTA	Pct.	Off	Def	Tot	Ast	PF	Dq	Stl	TO	Blk	Pts	Avg
1956-57	72	-	1793	257	699	.368	-	-	-	181	292	.620	-	-	334	182	186	3	-	-	-	695	9.7
1957-58	63	-	2368	344	973	.354	-	-	-	353	511	.691	-	-	489	317	202	3	-	-	-	1041	16.5
1958-59	71	-	2558	443	1046	.424	-	-	-	405	505	.802	-	-	518	364	255	4	-	-	-	1291	18.2
1959-60	74	-	2549	579	1379	.420	-	-	-	457	591	.773	-	-	505	463	255	4	-	-	-	1615	21.8
1960-61	79	-	3023	612	1545	.396	-	-	-	496	626	.792	-	-	628	503	310	3	-	-	-	1720	21.8
1961-62	78	-	3348	839	1897	.442	-	-	-	625	762	.820	-	-	5								

Harper, Derek (Harp) • Guard • 6-4 • 206 • College: Illinois • Born Oct. 13, 1961 in Elberton, GA

Traded from Dallas for Tony Campbell and 1997 first-round draft choice on Jan. 6, 1994. Became free agent following 1995-96 season. Rights renounced on Jul. 14, 1996. Also played for Dallas (1983-84 – 1993-94, 1996-97), Orlando (1997-98) and L.A. Lakers (1998-99).

Regular Season

Season	G	GS	Min	FG	FGA	Pct.	3P	3PA	Pct.	FT	FTA	Pct.	Off	Def	Tot	Ast	PF	Dq	Stl	TO	Blk	Pts	Avg
1993-94	54	27	1311	173	402	.430	36	98	.367	84	113	.743	10	76	86	236	117	0	80	81	4	466	8.6
1994-95	80	80	2716	337	756	.446	106	292	.363	139	192	.724	31	163	194	458	219	0	79	151	10	919	11.5
1995-96	82	82	2893	436	939	.464	121	325	.372	156	206	.757	32	170	202	352	201	0	131	178	5	1149	14.0
Totals	216	189	6920	946	2097	.451	263	715	.368	379	511	.742	73	409	482	1046	537	0	290	410	19	2534	11.7

Playoffs

Season	G	GS	Min	FG	FGA	Pct.	3P	3PA	Pct.	FT	FTA	Pct.	Off	Def	Tot	Ast	PF	Dq	Stl	TO	Blk	Pts	Avg
1993-94	23	22	750	99	231	.429	29	85	.341	36	56	.643	13	41	54	103	63	1	42	41	1	263	11.4
1994-95	11	11	388	56	109	.514	27	47	.574	18	24	.750	5	33	38	62	29	0	11	26	1	157	14.3
1995-96	8	8	293	29	82	.354	11	35	.314	11	15	.733	0	17	17	38	24	0	10	14	1	80	10.0
Totals	42	41	1431	184	422	.436	67	167	.401	65	95	.684	18	91	109	203	116	1	63	81	3	500	11.9

Harrellson, Josh • Center • 6-10 • 275 • College: Kentucky • Born Feb. 12, 1989 in St. Charles, MO

Draft rights traded by New Orleans for cash considerations on Jun. 23, 2011. Traded to Houston, with Toney Douglas, Jerome Jordan and two future second-round draft choices on Jul. 2012. Also played for Miami (2012-13).

Regular Season

Season	G	GS	Min	FG	FGA	Pct.	3P	3PA	Pct.	FT	FTA	Pct.	Off	Def	Tot	Ast	PF	Dq	Stl	TO	Blk	Pts	Avg
2011-12	37	4	540	63	149	.423	20	59	.339	16	26	.615	47	97	144	11	48	0	23	20	20	162	4.4

Playoffs

Season	G	GS	Min	FG	FGA	Pct.	3P	3PA	Pct.	FT	FTA	Pct.	Off	Def	Tot	Ast	PF	Dq	Stl	TO	Blk	Pts	Avg
2011-12	4	0	25	4	9	.444	0	1	.000	2	2	1.000	3	5	8	0	6	0	0	2	0	10	2.5

Harrington, Albert (Al) • Forward • 6-9 • 250 • College: none • Born Feb. 17, 1980 in Orange, NJ

Traded from Golden State for Jamal Crawford on Nov. 21, 2008. Became free agent following 2009-10 season. Also played for Indiana (1998-99 – 2003-04, 2006-07), Atlanta (2004-2005 – 2005-06), Golden State (2006-07 – 2008-09), Denver (2010-11 – 2011-12) and Orlando (2012-13).

Regular Season

Season	G	GS	Min	FG	FGA	Pct.	3P	3PA	Pct.	FT	FTA	Pct.	Off	Def	Tot	Ast	PF	Dq	Stl	TO	Blk	Pts	Avg
2008-09	68	51	2380	509	1142	.446	160	442	.362	229	285	.804	89	338	427	92	213	0	81	154	22	1407	20.7
2009-10	72	15	2195	448	1030	.435	140	409	.342	240	317	.757	88	317	405	110	209	1	62	132	26	1276	17.7
Totals	140	66	4575	957	2172	.441	300	851	.353	469	602	.779	177	655	832	202	422	1	143	286	48	2683	19.2

Harrington, Othella (O) • Forward • 6-9 • 235 • College: Georgetown • Born Jan. 31, 1974 in Jackson, MS

Traded from Vancouver for Erick Strickland, 2001 first-round draft choice and 2001 second-round draft choice on Jan. 30, 2001. Traded to Chicago, with Dikembe Mutombo, Cezary Trybanski and Frank Williams, for Jamal Crawford and Jerome Williams on Aug. 5, 2004. Also played for Houston (1996-97 – 1998-99), Vancouver (1999-2000 – 2000-01), Chicago (2004-05 – 2005-06) and Charlotte (2006-07 – 2007-08).

Regular Season

Season	G	GS	Min	FG	FGA	Pct.	3P	3PA	Pct.	FT	FTA	Pct.	Off	Def	Tot	Ast	PF	Dq	Stl	TO	Blk	Pts	Avg
2000-01	30	5	548	67	121	.554	0	0	---	51	70	.729	37	62	99	20	101	1	15	41	19	185	6.2
2001-02	77	4	1563	237	450	.527	0	2	.000	122	172	.709	125	224	349	20	150	5	30	95	36	696	7.7
2002-03	74	64	1850	225	443	.508	0	0	---	123	150	.820	165	311	476	62	231	2	12	90	23	573	7.7
2003-04	56	3	872	100	202	.495	0	0	---	58	78	.744	58	119	177	29	134	3	12	65	14	258	4.6
Totals	237	76	4833	629	1216	.517	0	2	0.000	470	753	.385	716	1101	148	716	11	69	291	92	1612	6.8	

Playoffs

Season	G	GS	Min	FG	FGA	Pct.	3P	3PA	Pct.	FT	FTA	Pct.	Off	Def	Tot	Ast	PF	Dq	Stl	TO	Blk	Pts	Avg
2000-01	5	1	77	7	14	.500	0	0	---	4	5	.800	7	8	15	2	16	1	4	3	2	18	3.6
2003-04																							
Totals	5	1	77	7	14	.500	0	0	---	4	5	.800	7	8	15	2	16	1	4	3	2	18	3.6

Hastings, Scott • Forward/Center • 6-11 • 245 • College: Arkansas • Born Jun. 3, 1960 in Independence, KS

Selected in second round (29th pick overall) of 1982 NBA Draft. Traded to Atlanta, with cash, for Rory Sparrow on Feb. 12, 1983. Also played for Atlanta (1982-83 – 1987-88), Miami (1988-89), Detroit (1989-90 – 1990-91) and Denver (1991-92 – 1992-93).

Regular Season

Season	G	GS	Min	FG	FGA	Pct.	3P	3PA	Pct.	FT	FTA	Pct.	Off	Def	Tot	Ast	PF	Dq	Stl	TO	Blk	Pts	Avg
1982-83	21	0	98	8	22	.364	0	1	.000	7	14	.500	10	21	31	1	31	0	5	6	0	23	1.1



George Kalinsky for Madison Square Garden

Haywood, Spencer • Forward/Center • 6-9 • 225 • College: Detroit • Born Apr. 22, 1949 in Silver City, MS

Traded from Seattle for cash and option of Eugene Short or future draft choice on Oct. 24, 1975. Traded to New Orleans for Joe C. Meriwether on Jan. 5, 1979. Also played for Denver of ABA (1969-70), Seattle (1970-71 – 1974-75), New Orleans (1978-79), L.A. Lakers (1979-80) and Washington (1981-82 – 1982-83).

Regular Season

Season	G	GS	Min	FG	FGA	Pct.	3P	3PA	Pct.	FT	FTA	Pct.	Off	Def	Tot	Ast	PF	Dq	Stl	TO	Blk	Pts	Avg
1975-76	78	78	2892	605	1360	.445	-	-	-	339	448	.757	234	644	878	92	255	1	53	-	80	1549	19.9
1976-77	31	26	1021	202	449	.450	-	-	-	109	131	.832	77	203	280	50	72	0	14	-	29	513	16.5
1977-78	67	57	1765	412	852	.484	-	-	-	96	135	.711	141	301	442	126	188	1	37	140	72	920	13.7
1978-79	34	18	1023	249	509	.489	-	-	-	107	146	.733	66	140	206	56	108	2	10	87	29	605	17.8
Totals	210	179	6701	1468	3170	.463	-	-	-	651	860	.757	518	1288	1806	324	623	4	114	227	210	3587	17.1

Playoffs

Season	G	GS	Min	FG	FGA	Pct.	3P	3PA	Pct.	FT	FTA	Pct.	Off	Def	Tot	Ast	PF	Dq	Stl	TO	Blk	Pts	Avg
1977-78	6	2	177	43	85	.506	-	-	-	11	11	1.000	19	23	42	12	24	1	2	10	5	97	16.2

Hedrick, Herman • Forward • 6-5 • 170 • College: Canisius • Born Jan. 1, 1930 in Erie, PA

Awarded in dispersal of Baltimore franchise on Nov. 26, 1954. Signed on Dec. 20, 1954. Waived in Jan. 1955.

Regular Season

Season	G	GS	Min	FG	FGA	Pct.	3P	3PA	Pct.	FT	FTA	Pct.	Off	Def	Tot	Ast	PF	Dq	Stl	TO	Blk	Pts	Avg
1954-55	5	0	23	2	9	.222	-	-	-	0	1	.000	-	-	4	2	3	0	-	-	0	4	0.8

Henderson, Gerald • Guard • 6-2 • 180 • College: Virginia Commonwealth • Born Jan. 16, 1956 in Richmond, VA

Traded from Seattle for 1990 second-round draft choice and right to exchange 1987 first-round draft choices on Nov. 12, 1986. Waived on Nov. 14, 1987. Also played for Boston (1979-80 – 1983-84), Seattle (1984-85 – 1986-87), Philadelphia (1987-88 – 1988-89), Detroit (1989-90 – 1990-91, 1991-92) and Houston (1991-92).

Regular Season

Season	G	GS	Min	FG	FGA	Pct.	3P	3PA	Pct.	FT	FTA	Pct.	Off	Def	Tot	Ast	PF	Dq	Stl	TO	Blk	Pts	Avg
1986-87	68	53	1890	273	624	.438	19	74	.257	173	212	.816	44	122	166	439	191	1	95	157	11	738	10.9
1987-88	6	2	69	5	14	.357	2	4	.500	2	2	1.000	1	9	10	13	14	0	2	8	0	14	2.3
Totals	74	5																					

Hogue, Paul (Duke) • Center • 6-9 • 240 • College: Cincinnati • Born Apr. 28, 1940 in Knoxville, TN • Died Aug. 17, 2009
 Selected in first round (second pick overall) of 1962 NBA Draft. Signed on May 14, 1962. Traded to Baltimore, with Gene Shue, for Bill McGill on Oct. 29, 1963. Also played for Baltimore (1963-64).

Regular Season

Season	G	GS	Min	FG	FGA	Pct.	3P	3PA	Pct.	FT	FTA	Pct.	Off	Def	Tot	Ast	PF	Dq	Stl	TO	Blk	Pts	Avg
1962-63	50	-	1340	152	419	.363	-	-	-	79	174	.454	-	-	430	42	220	12	-	-	-	383	7.7
1963-64	6	-	89	9	16	.563	-	-	-	1	5	.200	-	-	18	5	20	0	-	-	-	19	3.2
Totals	56	-	1429	161	435	.370	-	-	-	80	179	.447	-	-	448	47	240	12	-	-	-	402	7.2

Holub, Richard (Dick) • Forward • 6-6 • 205 • College: Long Island University • Born Oct. 29, 1921 in Racine, WI • Died Jul. 27, 2009
 Selected in first round (fifth overall) of 1947 BAA Draft.

Regular Season

Season	G	GS	Min	FG	FGA	Pct.	3P	3PA	Pct.	FT	FTA	Pct.	Off	Def	Tot	Ast	PF	Dq	Stl	TO	Blk	Pts	Avg
1947-48	48	-	195	662	295	-	-	-	-	114	180	.633	-	-	37	159	-	-	-	-	-	504	10.5

Playoffs

Season	G	GS	Min	FG	FGA	Pct.	3P	3PA	Pct.	FT	FTA	Pct.	Off	Def	Tot	Ast	PF	Dq	Stl	TO	Blk	Pts	Avg
1947-48	3	-	9	36	250	-	-	-	-	8	14	.571	-	-	0	12	0	-	-	-	-	26	8.7

Hoover, Thomas (Tom/Smooth Hoov) • Center • 6-10 • 240 • College: Villanova • Born Jan. 23, 1941 in Washington D.C.
 Purchased from Philadelphia on Oct. 16, 1963. Became free agent following 1964-65 season. Also played for St. Louis (1966-67) and Denver (1967-68), Houston (1968-69), Minnesota (1968-69) and New York (1968-69) of ABA.

Regular Season

Season	G	GS	Min	FG	FGA	Pct.	3P	3PA	Pct.	FT	FTA	Pct.	Off	Def	Tot	Ast	PF	Dq	Stl	TO	Blk	Pts	Avg
1963-64	59	-	988	102	247	.413	-	-	-	81	132	.614	-	-	331	36	185	4	-	-	-	285	4.8
1964-65	24	0	153	13	32	.406	-	-	-	8	14	.571	-	-	58	12	37	0	-	-	-	34	1.4
Totals	83	0	1141	115	279	.412	-	-	-	89	146	.610	-	-	389	48	222	4	-	-	-	319	3.8

Hosket, Wilmer (Bill/Hoss) • Forward • 6-8 • 225 • College: Ohio State • Born Dec. 20, 1946 in Dayton, OH
 Selected in first round (10th pick overall) of 1968 NBA Draft. Signed on Oct. 30, 1968. Selected by Buffalo in 1970 NBA Expansion Draft. Also played for Buffalo (1970-71 – 1971-72).

Regular Season

Season	G	GS	Min	FG	FGA	Pct.	3P	3PA	Pct.	FT	FTA	Pct.	Off	Def	Tot	Ast	PF	Dq	Stl	TO	Blk	Pts	Avg
1968-69	50	0	351	53	123	.431	-	-	-	24	42	.571	-	-	94	19	77	0	-	-	-	130	2.6
1969-70	36	0	235	46	91	.505	-	-	-	26	33	.788	-	-	63	17	36	0	-	-	-	118	3.3
Totals	86	0	586	99	214	.463	-	-	-	50	75	.667	-	-	157	36	113	0	-	-	-	248	2.9

Playoffs

Season	G	GS	Min	FG	FGA	Pct.	3P	3PA	Pct.	FT	FTA	Pct.	Off	Def	Tot	Ast	PF	Dq	Stl	TO	Blk	Pts	Avg
1968-69	4	0	22	3	6	.500	-	-	-	0	1	1.000	-	-	7	2	3	0	-	-	-	6	1.5
1969-70	5	1	29	4	10	.400	-	-	-	3	4	.750	-	-	5	2	6	0	-	-	-	11	2.2
Totals	9	1	51	7	16	.438	-	-	-	3	5	.600	-	-	12	4	9	0	-	-	-	17	1.9

House, Eddie • Guard • 6-1 • 175 • College: Arizona State • Born May 14, 1978 in Berkeley, CA
 Traded from Boston, with J.R. Giddens, Bill Walker and a future conditional second-round draft choice, in exchange for Nate Robinson and Marcus Landry on Feb. 18, 2010. Became free agent following 2009-10 season. Also played for Miami (2000-01 – 2002-03, 2010-11), L.A. Clippers (2003-04), Charlotte (2004-05), Milwaukee (2004-05), Sacramento (2004-05), Phoenix (2005-06), New Jersey (2006-07) and Boston (2007-08 – 2008-09).

Regular Season

Season	G	GS	Min	FG	FGA	Pct.	3P	3PA	Pct.	FT	FTA	Pct.	Off	Def	Tot	Ast	PF	Dq	Stl	TO	Blk	Pts	Avg
2009-10	18	0	371	44	133	.331	15	60	.250	12	12	1.000	6	34	40	37	20	0	12	20	0	115	6.4



George Kalinsky for Mauboussin-Siquero Gardegh

Houston, Allan • Guard • 6-6 • 200 • College: Tennessee • Born Apr. 20, 1971 in Louisville, KY
 Signed as free agent on Jul. 14, 1996. Re-signed on Jul. 23, 2001. Retired on Oct. 17, 2005. Signed as free agent on Oct. 10, 2007. Waived on Oct. 22, 2007. Signed as free agent on Sep. 25, 2008. Waived on Oct. 23, 2008. Also played for Detroit (1993-94 – 1995-96).

Regular Season

Season	G	GS	Min	FG	FGA	Pct.	3P	3PA	Pct.	FT	FTA	Pct.	Off	Def	Tot	Ast	PF	Dq	Stl	TO	Blk	Pts	Avg
1996-97	81	81	2681	437	1032	.423	148	384	.385	175	218	.803	43	197	240	179	233	6	41	167	18	1197	14.8
1997-98	82	82	2848	571	1277	.447	82	213	.385	285	335	.851	43	231	274	212	207	2	63	200	24	1509	18.4
1998-99	50	50	1815	294	703	.418	57	140	.407	168	195	.862	20	132	152	137	115	1	35	130	9	813	16.3
1999-00	82	82	3169	614	1271	.483	106	243	.436	280	334	.838	38	233	271	224	219	1	65	186	14	1614	19.7
2000-01	78	78	2858	542	1208	.449	96	252	.381	279	307	.909	20	263	283	173	190	5	52	161	10	1459	18.7
2001-02	77	77	2914	568	1301	.437	136	346	.393	295	339	.870	37	215	252	190	182	0	54	170	10	1567	20.4
2002-03	82	82	3108	652	1465	.445	178	450	.396	363	395	.919	26	205	231	221	191	2	54	178	7	1845	22.5
2003-04	50	50	1799	340	781	.435	87	202	.431	157	172	.913	20	101	121	99	105	1	38	102	2	924	18.5
2004-05	20	11	532	85	205	.415	31	80	.388	36	43	.837	4	19	23	42	40	0	8	21	2	237	11.9
Totals	602	593	21724	4103	9243	.444	921	2310	.399	2038	2338	.872	251	1596	1847	1476	1482	18	410	1315	9611	165	18.5

Playoffs

Season	G	GS	Min	FG	FGA	Pct.	3P	3PA	Pct.	FT	FTA	Pct.	Off	Def	Tot	Ast	PF	Dq	Stl	TO	Blk	Pts	Avg
1996-97	9	9	360	58	133	.436	26	52	.500	31	35	.886	3	20	23	21	14	0	6	24	3	173	19.2
1997-98	10	10	403	76	175	.434	9	23	.391	50	58	.862	6	32	38	28	27	0	5	32	1	211	21.1
1998-99	20	20	783	135	305	.443	9	36	.250	91	103	.883	6	48	54	51	40	0	8	50	1	370	18.5
1999-00	16	16	654	103	235	.438	19	38	.500	56	65	.862	3	49	52	26	42	0	19	36	3	281	17.6
2000-01	5	5	189	38	64	.594	6	11	.545	22	22	1.000	0	9	9	7	17	0	5	10	1	104	20.8
2003-04																							
Totals	60	60	2389	410	912	.450	69	160	.431	250	283	.883	18	158	176	133	140	0	43	152	9	1139	19.0

NBA All-Star

Season	G	GS	Min	FG	FGA	Pct.	3P	3PA	Pct.	FT	FTA	Pct.	Off	Def	Tot	Ast	PF	Dq	Stl	TO	Blk	Pts	Avg
2000			18	3	10	.300	1	3	.333	4	4	1.000	0	0	0	2	1	0	1	1	0	11	
2001			15	2	5	.400	1	2	.500	0	0	—	0	3	3	3	0	0	0	1	0	5	
Totals	2	2	33	5	15	.333	2	5	.400	4	4	1.000	0	3	3	5	1	0	1	2	0	16	

Hughes, Larry • Guard • 6-5 • 185 • College: Saint Louis • Born Jan. 23, 1979 in St. Louis, MO
 Traded from Chicago in exchange for Jerome James, Anthony Roberson and Tim Thomas on Feb. 19, 2009. Traded to Sacramento as part of a three-team deal on Feb. 18, 2010. Houston sent Tracy McGrady to New York, and Carl Landry and Joey Dorsey to Sacramento. New York sent Larry Hughes to Sacramento and Jordan Hill, Jared Jeffries and a protected 2012 first-round draft choice to Houston. Houston also received the right to exchange 2011 first-round draft choices with Knicks. Sacramento sent Sergio Rodriguez to New York and Kevin Martin and Hilton Armstrong to Houston. Also played for Philadelphia (1998-99 – 1999-00), Golden State (1999-00 – 2001-02), Washington (2002-03 – 2004-05), Cleveland (2005-06 – 2007-08), Chicago (2007-08 – 2008-09), Charlotte (2009-10) and Orlando (2011-12).

Regular Season

Season	G	GS	Min	FG	FGA	Pct.	3P	3PA	Pct.	FT	FTA	Pct.	Off	Def	Tot	Ast	PF	Dq	Stl	TO	Blk	Pts	Avg
2008-09	25																						

Bazooka **ALLAN HOUSTON** "CLUTCH FLOATER BEATS THE HEAT." 6 of 24



FACT: Allan led the NBA with a .919 FT% in 2002-03.

Jackson, Gregory (Greg) • Guard • 6-0 • 185 • College: Guilford • Born Aug. 2, 1952 in Brooklyn, NY • Died May 1, 2012
Selected in fifth round (86th pick overall) of 1974 NBA Draft. Waived on Oct. 28, 1974. Also played for Phoenix (1974-75).

Regular Season

Season	G	GS	Min	FG	FGA	Pct.	3P	3PA	Pct.	FT	FTA	Pct.	Off	Def	Tot	Ast	PF	Dq	Stl	TO	Blk	Pts	Avg
1974-75	5	0	27	4	10	.400	-	-	-	0	0	-	2	0	2	3	5	0	0	-	0	8	1.6

Jackson, Jermaine • Guard • 6-4 • 200 • College: Detroit Mercy • Born Jun. 7, 1976 in Detroit, MI
Signed to first of two consecutive 10-day contracts on Feb. 28, 2005. Signed for remainder of season on Mar. 20, 2005. Signed and traded to Chicago, with Tim Thomas, Michael Sweetney, a 2006 first-round draft choice, second-round draft choices in 2007 and 2009, and the opportunity to exchange 2007 first-round draft choices on Oct. 4, 2005, for Eddy Curry and Antonio Davis on Oct. 4, 2005. Also played for Detroit (1999-2000), Toronto (2001-02 - 2002-03), Atlanta (2002-03) and Milwaukee (2005-06).

Regular Season

Season	G	GS	Min	FG	FGA	Pct.	3P	3PA	Pct.	FT	FTA	Pct.	Off	Def	Tot	Ast	PF	Dq	Stl	TO	Blk	Pts	Avg
2004-05	21	0	230	17	33	.515	0	2	.000	8	13	.615	3	20	23	24	26	0	7	10	1	42	2.0

Jackson, Mark (Action/Jax) • Guard • 6-3 • 192 • College: St. John's (NY) • Born Apr. 1, 1965 in Brooklyn, NY
Selected in first round (18th pick overall) of 1987 NBA Draft. Traded to L.A. Clippers, with 1995 second-round draft choice, on Sep. 22, 1992 in three-team deal in which New York received Bo Kimble, Glenn Rivers and Charles Smith from L.A. Clippers; L.A. Clippers received Stanley Roberts from Orlando; Orlando received 1993 first-round draft choice from New York and worst of L.A. Clippers two first-round draft choices in either 1993 or 1994. Traded from Toronto, with Tyrone Bogues, for Chris Childs and 2001 first-round draft choice on Feb. 22, 2001. Traded to Denver, with Marcus Camby and draft rights Maybyner Hilario, for Antonio McDyess, draft rights to Frank Williams and 2003 second-round draft choice. Also played for L.A. Clippers (1992-93 - 1993-94), Indiana (1994-95 - 1995-96, 1996-97 - 1999-00), Denver (1996-97), Toronto (2000-01), Utah (2002-03) and Houston (2003-04).

Regular Season

Season	G	GS	Min	FG	FGA	Pct.	3P	3PA	Pct.	FT	FTA	Pct.	Off	Def	Tot	Ast	PF	Dq	Stl	TO	Blk	Pts	Avg
1987-88	82	80	3249	438	1013	.432	32	126	.254	206	266	.774	120	276	396	868	244	2	205	258	6	1114	13.6
1988-89	72	72	2477	479	1025	.467	81	240	.338	180	258	.698	106	235	341	619	163	1	139	226	7	1219	16.9
1989-90	82	69	2428	327	749	.437	35	131	.267	120	165	.727	106	212	318	604	121	0	109	211	4	809	9.9
1990-91	72	21	1595	250	508	.492	13	51	.255	117	160	.731	62	135	197	452	81	0	60	135	9	630	8.8
1991-92	81	81	2461	367	747	.491	11	43	.256	171	222	.770	95	210	305	694	153	0	112	211	13	916	11.3
2000-01	29	28	786	74	180	.411	13	42	.310	9	17	.529	21	99	120	163	56	0	21	58	0	170	5.9
2001-02	82	82	2367	260	592	.439	79	195	.405	87	110	.791	56	253	309	605	162	0	74	150	1	686	8.4
Totals	500	433	15363	2195	4814	.456	264	828	.319	890	1198	.743	566	1420	1986	4005	980	3	720	1249	40	5544	11.1

Playoffs

Season	G	GS	Min	FG	FGA	Pct.	3P	3PA	Pct.	FT	FTA	Pct.	Off	Def	Tot	Ast	PF	Dq	Stl	TO	Blk	Pts	Avg
1987-88	4	4	171	22	60	.367	5	12	.417	8	11	.727	6	13	19	39	13	0	10	14	0	57	14.3
1988-89	9	9	336	51	100	.510	11	28	.393	19	28	.679	7	24	31	91	9	0	10	28	3	132	14.7
1989-90	9	0	81	13	31	.419	0	2	.000	8	11	.727	1	4	5	21	5	0	2	7	0	34	3.8
1990-91	3	0	36	1	3	.333	0	0	-	0	0	-	0	0	0	8	1	0	1	5	1	2	0.7
1991-92	12	12	368	37	92	.402	4	21	.190	22	27	.815	12	15	27	86	26	0	10	30	0	100	8.3
2000-01	5	5	156	20	40	.500	2	8	.250	3	3	1.000	3	23	26	26	6	0	8	10	0	45	9.0
Totals	42	30	1148	144	326	.442	22	71	.310	60	80	.750	29	79	108	271	60	0	41	94	4	370	8.8

NBA All-Star

Season	Min	FG	FGA	Pct.	3P	3PA	Pct.	FT	FTA	Pct.	Off	Def	Tot	Ast	PF	Dq	Stl	TO	Blk	Pts
1989	16	3	5	.600	1	1	1.000	2	4	.500	1	1	2	4	1	0	1	2	1	9

Jackson, Philip (Phil/Action) • Forward • 6-8 • 230 • College: North Dakota • Born Sep. 17, 1945 in Deer Lodge, MT
Selected in second round (17th pick overall) of 1967 NBA Draft. Traded, with 1978 first-round draft choice, to New Jersey for 1978 first-round draft choice and 1979 first-round draft choice, on Jun. 8, 1978. Also played for New Jersey (1978-79 - 1979-80). Elected to Naismith Memorial Basketball Hall of Fame in 2007.

Regular Season

Season	G	GS	Min	FG	FGA	Pct.	3P	3PA	Pct.	FT	FTA	Pct.	Off	Def	Tot	Ast	PF	Dq	Stl	TO	Blk	Pts	Avg
1967-68	75	5	1093	182	455	.400	-	-	-	99	168	.589	-	-	338	55	212	3	-	-	-	463	6.2
1968-69	47	4	924	126	294	.429	-	-	-	80	119	.672	-	-	246	43	168	6	-	-	-	332	7.1
1969-70	-	-	-	-	-	-	-	-	-	-	-	-	-	-	-	-	-	-	-	-	-	-	-
1970-71	71	7	771	118	263	.449	-	-	-	95	133	.714	-	-	238	31	169	4	-	-	-	331	4.7
1971-72	80	6	1273	205	466	.440	-	-	-	167	228	.732	-	-	326	72	224	4	-	-	-	577	7.2
1972-73	80	4	1393	245	553	.443	-	-	-	154	195	.790	-	-	344	94	218	2	-	-	-	644	8.1
1973-74	82	21	2050	361	757	.477	-	-	-	191	246	.776	123	355	478	134	277	7	42	-	67	913	11.1
1974-75	78	61	2285	324	712	.455	-	-	-	193	253	.763	137	463	600	136	330	10	84	-	53	841	10.8
1975-76	80	3	1461	185	387	.478	-	-	-	110	150	.733	80	263	343	105	275	3	41	-	20	480	6.0
1976-77	76	2	1033	102	232	.440	-	-	-	51	71	.718	75	154	229	85	184	4	33	-	18	255	3.4
1977-78	63	0	654	55	115	.478	-	-	-	43	56	.768	29	81	110	46	106	0	31	47	15	153	2.4
Totals	732	113	12937	1903	4234	.449	-	-	-	1183	1619	.731	444	1316	3252	801	2163	43	231	47	173	4989	6.8

Playoffs

Season	G	GS	Min	FG	FGA	Pct.	3P	3PA	Pct.	FT	FTA	Pct.	Off	Def	Tot	Ast	PF	Dq	Stl	TO	Blk	Pts	Avg
1967-68	6	0	90	10	35	.286	-	-	-	4	5	.800	-	-	25	2	23	0	-	-	-	24	4.0
1968-69	-	-	-	-	-	-	-	-	-	-	-	-	-	-	-	-	-	-	-	-	-	-	-
1969-70	-	-	-	-	-	-	-	-	-	-	-	-	-	-	-	-	-	-	-	-	-	-	-
1970-71	5	0	30	4	14	.286	-	-	-	1	1	1.000	-	-	10	2	8	0	-	-	-	9	1.8
1971-72	16	16	320	57	120	.475	-	-	-	42	57	.737	-	-	82	15	51	1	-	-	-	156	9.8
1972-73	17	0	338	60	120	.500	-	-	-	28	38	.737	-	-	72	24	59	3	-	-	-	148	8.7
1973-74	12	3	297	54	116	.466	-	-	-	27	30	.900	15	42	57	15	40	0	10	-	5	135	11.3
1974-75	3	3	78	10	21	.476	-	-	-	7	8	.875	5	20	25	2	15	0	4	-	3	27	9.0
1977-78	6	0	50	4	8	.500	-	-	-	4	6	.667	4	6	10	3	11	0	3	4	0	12	2.0
Totals	65	22	1203	199	434	.459	-	-	-	113	145	.779	24	68	281	63	207	4	17	4	8	511	7.9

James, Harold (Gene/Goose) • Forward • 6-4 • 180 • College: Marshall • Born Feb. 15, 1925 in Ironton, OH • Died Jul. 6, 1997
Signed in Feb. 1949. Also played for Baltimore (1950-51).

Regular Season

Season	G	GS	Min	FG	FGA	Pct.	3P	3PA	Pct.	FT	FTA	Pct.	Off	Def	Tot	Ast	PF	Dq	Stl	TO	Blk	Pts	Avg
1948-49	11	-	-	18	48	.375	-	-	-	6	12	.500	-	-	-	5	20	-	-	-	-	42	3.8
1949-50	29	-	-	19	64	.297	-	-	-	14	31	.452	-	-	-	20	53	-	-	-	-	52	1.8
1950-51	6	-	-	1	3	.333	-	-	-	1	1	1.000	-	-	-	4	4	-	-	-	-	3	0.5
Totals	46	-	-	38	115	.330	-	-	-	21	44	.477	-	-	4	29	73	-	-	-	97	2.1	

Playoffs

Season	G	GS	Min	FG	FGA	Pct.	3P	3PA	Pct.	FT	FTA	Pct.	Off	Def	Tot	Ast	PF	Dq	Stl	TO	Blk	Pts	Avg
1948-49	3	-	-	0	6	.000	-	-	-	2	4	.500	-	-	-	2	6	0	-	-	-	2	0.7
1949-50	1	-	-	1	3	.333	-	-	-	0	0	---	-	-	-	0	0	0	-	-	-	2	2.0
Totals	4	-	-	1	9	.111	-	-	-	2	4	.500	-	-	2	6	0	-	-	-	4	1.0	

James, Jerome • Center • 7-1 • 280 • College: Florida A&M • Born Nov. 17, 1975 in Tampa, FL

Signed as free agent on Aug. 2, 2005. Traded to Chicago, with Tim Thomas and Anthony Roberson, in exchange for Larry Hughes on Feb. 19, 2009. Also played for Sacramento (1998-99) and Seattle (2001-02 – 2004-05).

Regular Season

Season	G	GS	Min	FG	FGA	Pct.	3P	3PA	Pct.	FT	FTA	Pct.	Off	Def	Tot	Ast	PF	Dq	Stl	TO	Blk	Pts	Avg
2005-06	45	9	406	56	121	.463	0	0	---	25	40	.625	39	52	91	12	104	0	3	51	23	137	3.0
2006-07	41	11	273	33	79	.418	0	0	---	10	18	.556	21	45	66	3	73	0	6	23	15	76	1.9
2007-08	2	0	5	1	1	1.000	0	0	---	2	2	1.000	0	3	3	0	0	0	0	0	4	2.0	
2008-09	2	0	10	3	8	.375	0	0	---	0	0	---	1	2	3	0	2	0	1	1	1	6	3.0
Totals	90	20	694	93	209	.445	0	0	---	37	60	.617	61	102	163	15	179	0	10	75	39	223	2.5

Jeffries, Jared • Forward • 6-11 • 240 • College: Indiana • Born Nov. 25, 1981 in Bloomington, IN

Signed as free agent on Aug. 8, 2006. Traded to Houston as part of a three-team deal on Feb. 18, 2010. Houston sent Tracy McGrady to New York, and Carl Landry and Joey Dorsey to Sacramento. New York sent Larry Hughes to Sacramento and Jordan Hill, Jared Jeffries, and a protected 2012 first-round draft choice to Houston. Houston also received the right to exchange 2011 first-round draft choices with New York. Sacramento sent Sergio Rodriguez to New York, and Kevin Martin and Hilton Armstrong to Houston. Signed as a free agent on Mar. 1, 2011. Re-signed on Dec. 11, 2011. Traded to Portland, via sign-and-trade, with Dan Gadzuric, draft rights to Kostas Papanikolaou and Giorgos Printezis and protected future second-round draft choice, for Raymond Felton, via sign-and-trade, and Kurt Thomas on Jul. 16, 2012. Also played for Washington (2002-03 – 2005-06), Houston (2009-10 – 2010-11) and Portland (2012-13).

Regular Season

Season	G	GS	Min	FG	FGA	Pct.	3P	3PA	Pct.	FT	FTA	Pct.	Off	Def	Tot	Ast	PF	Dq	Stl	TO	Blk	Pts	Avg
2006-07	55	43	1307	95	206	.461	2	20	.100	31	68	.456	111	127	238	67	150	2	44	61	30	223	4.1
2007-08	73	19	1325	108	270	.400	4	25	.160	49	93	.527	118	125	243	66	132	1	36	64	23	269	3.7
2008-09	56	36	1310	120	273	.440	1	12	.083	55	90	.611	128	103	231	80	153	0	47	65	33	296	5.3
2009-10	52	37	1462	102	230	.443	20	62	.323	60	93	.645	99	124	223	83	157	2	53	62	58	284	5.5
2011-12	39	4	729	59	144	.410	3	16	.188	49	72	.681	69	83	152	26	89	0	29	29	25	170	4.4
Totals	299	148	6596	503	1173	.429	31	138	.225	252	435	.579	567	601	1168	347	735	6	233	298	183	1289	4.3

Playoffs

Season	G	GS	Min	FG	FGA	Pct.	3P	3PA	Pct.	FT	FTA	Pct.	Off	Def	Tot	Ast	PF	Dq	Stl	TO	Blk	Pts	Avg
2010-11	4	0	85	11	23	.478	0	0	---	3	4	.750	13	7	20	1	7	0	3	3	7	25	6.3
2011-12	5	0	34	1	6	.167	0	0	---	0	0	---	6	6	12	0	5	0	1	1	0	2	0.4
Totals	9	0	119	12	29	.414	0	0	---	3	4	.750	19	13	32	1	12	0	4	4	7	27	3.0

Jent, Chris • Forward • 6-7 • 220 • College: Ohio State • Born Jan. 11, 1970 in Orange, CA

Signed as free agent on Oct. 2, 1996. Waived on Jan. 6, 1997. Also played for Houston (1993-94 – 1994-95).

Regular Season

Season	G	GS	Min	FG	FGA	Pct.	3P	3PA	Pct.	FT	FTA	Pct.	Off	Def	Tot	Ast	PF	Dq	Stl	TO	Blk	Pts	Avg
1996-97	3	0	10	2	6	.333	2	3	.667	0	0	---	1	0	1	1	2	0	0	0	0	6	2.0

Johnson, DeMarco • Forward • 6-9 • 245 • College: North Carolina-Charlotte • Born Oct. 6, 1975 in Charlotte, NC

Selected in second round (38th pick overall) of 1998 NBA Draft. Signed on Sep. 10, 1999. Waived on Dec. 29, 1999.

Regular Season

Season	G	GS	Min	FG	FGA	Pct.	3P	3PA	Pct.	FT	FTA	Pct.	Off	Def	Tot	Ast	PF	Dq	Stl	TO	Blk	Pts	Avg
1999-2000	5	0	37	3	9	.333	0	0	---	0	0	---	3	4	7	0	5	0	1	3	0	6	1.2

Johnson, DerMarr • Guard • 6-9 • 201 • College: Cincinnati • Born May 5, 1980 in Washington, D.C.

Signed to 10-day contract on Feb. 3, 2004. Signed for remainder of season on Feb. 13, 2004. Also played for Atlanta (2000-01 - 2002-03) and Denver (2004-05 - 2006-07).

Regular Season

Season	G	GS	Min	FG	FGA	Pct.	3P	3PA	Pct.	FT	FTA	Pct.	Off	Def	Tot	Ast	PF	Dq	Stl	TO	Blk	Pts	Avg
2003-04	21	1	287	36	97	.371	13	36	.361	28	31	.903	5	34	39	11	32	0	8	16	7	113	5.4

Playoffs

Season	G	GS	Min	FG	FGA	Pct.	3P	3PA	Pct.	FT	FTA	Pct.	Off	Def	Tot	Ast	PF	Dq	Stl	TO	Blk	Pts	Avg
2003-04	3	0	17	0	5	.000	0	3	.000	0	0	---	0	2	2	2	2	0	0	0	1	0	0.0

Johnson, Larry (LJ/L-ster) • Forward • 6-7 • 235 • College: Nevada-Las Vegas • Born Mar. 14, 1969 in Tyler, TX

Traded from Charlotte for Anthony Mason and Brad Lohaus on Jul. 14, 1996. Waived and announced retirement, Oct. 10, 2001. Also played for Charlotte (1991-92 – 1995-96).

Regular Season

Season	G	GS	Min	FG	FGA	Pct.	3P	3PA	Pct.	FT	FTA	Pct.	Off	Def	Tot	Ast	PF	Dq	Stl	TO	Blk	Pts	Avg
1996-97	76	76	2613	376	735	.512	34	105	.324	190	274	.693	165	228	393	174	249	3	64	136	36	976	12.8
1997-98	70	70	2412	429	884	.485	15	63	.238	214	283	.756	175	226	401	150	193	2	40	127	13	1087	15.5
1998-99	49	48	1639	210	458	.459	33	92	.359	134	164	.817	91	193	284	119	147	1	34	89	10	587	12.0
1999-00	70	68	2281	282	652	.433	58	174	.333	128	167	.766	87	293	380	175	205	1	42	94	7	750	10.7
2000-01	65	65	2105	246	598	.411	51	163	.313	102	128	.797	90	273	363	127	209	2	39	97	29	645	9.9
Totals	330	327	11050	1543	3327	.464	191	597	.320	768	1016	.756	608	1213	1821	745	1003	9	219	543	95	4045	12.3

Playoffs

Season	G	GS	Min	FG	FGA	Pct.	3P	3PA	Pct.	FT	FTA	Pct.	Off	Def	Tot	Ast	PF	Dq	Stl	TO	Blk	Pts	Avg
1996-97	9	9	295	43	77	.558	6	17	.353	32	38	.842	11	25	36	23	27	0	7	15	1	124	13.8
1997-98	8	8	310	52	107	.486	2	10	.200	37	50	.740	25	28	53	13	30	0	10	25	3	143	17.9
1998-99	20	20	683	87	204	.426	24	82	.293	31	46	.674	22	75	97	31	64	2	21	33	1	229	11.5
1999-00	16	16	589	70	152	.461	13	33	.394	27	34	.794	15	65	80	26	47	1	8	23	2	180	11.3
2000-01										Did Not Play	Injured												
Totals	53	53	1877	252	540	.467	45	142	.317	127	168	.756	73	19									

Kaftan, George (The Golden Greek) • Forward • 6-3 • 190 • College: Holy Cross • Born Feb. 22, 1928 in New York, NY
 Purchased from Boston on Jun. 21, 1950. Signed on Oct. 4, 1950. Sold to Baltimore on Nov. 20, 1952. Also played for Boston (1948-49 - 1949-50) and Baltimore (1952-53).

Regular Season

Season	G	GS	Min	FG	FGA	Pct.	3P	3PA	Pct.	FT	FTA	Pct.	Off	Def	Tot	Ast	PF	Dq	Stl	TO	Blk	Pts	Avg
1950-51	61	-	-	111	286	.388	-	-	-	78	125	.624	-	-	153	74	102	1	-	-	-	300	4.9
1951-52	52	-	955	115	307	.375	-	-	-	92	134	.687	-	-	196	88	107	0	-	-	-	322	6.2
Totals	113	-	955	226	593	.381	-	-	-	170	259	.656	-	-	349	162	209	1	-	-	-	622	5.5

Playoffs

Season	G	GS	Min	FG	FGA	Pct.	3P	3PA	Pct.	FT	FTA	Pct.	Off	Def	Tot	Ast	PF	Dq	Stl	TO	Blk	Pts	Avg
1950-51	8	-	-	6	18	.333	-	-	-	1	3	.333	-	-	6	2	7	0	-	-	-	13	1.6
1951-52	13	-	232	26	66	.394	-	-	-	28	42	.667	-	-	30	22	41	3	-	-	-	80	6.2
Totals	21	-	232	32	84	.381	-	-	-	29	45	.644	-	-	36	24	48	3	-	-	-	93	4.4

Kaplowitz, Ralph (Kappy) • Guard • 6-2 • 170 • College: New York University • Born May 18, 1919 in New York, NY • Died Feb. 2, 2009
 Member of Original 1946-47 Knicks. Sold to Philadelphia on Jan. 16, 1947. Also played for Philadelphia (1946-47 – 1947-48).

Regular Season

Season	G	GS	Min	FG	FGA	Pct.	3P	3PA	Pct.	FT	FTA	Pct.	Off	Def	Tot	Ast	PF	Dq	Stl	TO	Blk	Pts	Avg
1946-47	27	-	-	71	274	.259	-	-	-	52	71	.732	-	-	25	-	-	-	-	-	-	194	7.2

Kidd, Jason • Guard • 6-4 • 220 • College: California • Born Mar. 23, 1973 in San Francisco, CA

Signed as free agent on Jul. 12, 2013. Announced retirement on Jun. 3, 2013. Also played for Dallas (1994-95 – 1996-97), Phoenix (1996-97 – 2000-01, 2007-08 – 2011-12) and New Jersey (2001-02 – 2007-08).

Regular Season

Season	G	GS	Min	FG	FGA	Pct.	3P	3PA	Pct.	FT	FTA	Pct.	Off	Def	Tot	Ast	PF	Dq	Stl	TO	Blk	Pts	Avg
2012-13	76	48	2043	152	409	.372	114	325	.351	40	48	.833	50	273	323	249	125	0	125	76	25	458	6.0

Playoffs

Season	G	GS	Min	FG	FGA	Pct.	3P	3PA	Pct.	FT	FTA	Pct.	Off	Def	Tot	Ast	PF	Dq	Stl	TO	Blk	Pts	Avg
2012-13	12	0	247	3	25	.120	3	17	.176	2	2	1.000	7	35	42	24	12	0	12	13	4	11	0.9

Kimble, Gregory (Bo) • Guard • 6-4 • 190 • College: Loyola Marymount • Born Apr. 9, 1966 in Philadelphia, PA

Traded from L.A. Clippers, with Glenn Rivers and Charles Smith, on Sep. 22, 1992 in three-team deal; Clippers received Mark Jackson and 1995 second-round draft choice from New York and Stanley Roberts from Orlando; Orlando received 1993 first-round draft choice from New York and worst of Clippers two first round draft choices in either 1993 or 1994. Waived on Sep. 9, 1993. Also played for L.A. Clippers (1990-91 – 1991-92).

Regular Season

Season	G	GS	Min	FG	FGA	Pct.	3P	3PA	Pct.	FT	FTA	Pct.	Off	Def	Tot	Ast	PF	Dq	Stl	TO	Blk	Pts	Avg
1992-93	9	0	55	14	33	.424	2	8	.250	3	8	.375	3	8	11	5	10	0	1	6	0	33	3.7

King, Bernard (B) • Forward • 6-7 • 205 • College: Tennessee • Born Dec. 4, 1956 in Brooklyn, NY

Signed as veteran free agent on Sep. 28, 1982; Golden State matched offer sheet and traded for Micheal Ray Richardson and 1984 fifth-round draft choice on Oct. 22, 1982. Became free agent following 1986-87 season. Also played for New Jersey (1977-78 – 1978-79, 1992-93), Utah (1979-80), Golden State (1980-81 - 81-82) and Washington (1987-88 – 1991-92). Elected to Naismith Memorial Basketball Hall of Fame in 2013.

Regular Season

Season	G	GS	Min	FG	FGA	Pct.	3P	3PA	Pct.	FT	FTA	Pct.	Off	Def	Tot	Ast	PF	Dq	Stl	TO	Blk	Pts	Avg
1982-83	68	68	2207	603	1142	.528	0	6	.000	280	388	.722	99	227	326	195	233	5	90	197	13	1486	21.9
1983-84	77	76	2667	795	1391	.572	0	4	.000	437	561	.779	123	271	394	164	273	2	75	197	17	2027	26.3
1984-85	55	55	2063	691	1303	.530	1	10	.100	426	552	.772	114	203	317	204	191	3	71	204	15	1809	32.9
1985-86	-	-	-	-	-	-	-	-	-	-	-	-	-	-	-	-	-	-	-	-	-	-	-
1986-87	6	4	214	52	105	.495	0	0	—	32	43	.744	13	19	32	19	14	0	2	15	0	136	22.7
Totals	206	203	7151	2141	3941	.543	1	20	.050	1175	1544	.761	349	720	1069	582	711	10	238	613	45	5458	26.5

Playoffs

Season	G	GS	Min	FG	FGA	Pct.	3P	3PA	Pct.	FT	FTA	Pct.	Off	Def	Tot	Ast	PF	Dq	Stl	TO	Blk	Pts	Avg
1982-83	6	6	184	56	97	.577	1	3	.333	28	35	.800	8	16	24	13	16	0	2	10	0	141	23.5
1983-84	12	12	477	162	282	.574	0	1	.000	93	123	.756	28	46	74	36	48	0	14	31	6	417	34.8
Totals	18	18	661	218	379	.575	1	4	.250	121	158	.766	36	62	98	49	64	0	16	41	6	558	31.0

NBA All-Star

Season	Min	FG	FGA	Pct.	3P	3PA	Pct.	FT	FTA	Pct.	Off	Def	Tot	Ast	PF	Dq	Stl	TO	Blk	Pts
1984	22	8	13	.615	0	0	—	2	5	.400	2	1	3	4	2	0	0	0	0	18
1985	22	6	10	.600	0	0	—	1	2	.500	4	3	7	1	5	0	0	1	0	13
Total	44	14	23	.609	0	0	—	3	7	.429	6	4	10	5	7	0	0	1	0	31

Kistler, Douglas (Doug) • Forward • 6-9 • 210 • College: Duke • Born Mar. 21, 1938 in Wayne, PA • Died Feb. 29, 1980
 Waived on Dec. 10, 1961.

Regular Season

Season	G	GS	Min	FG	FGA	Pct.	3P	3PA	Pct.	FT	FTA	Pct.	Off	Def	Tot	Ast	PF	Dq	Stl	TO	Blk	Pts	Avg
1961-62	5	-	13	3	6	.500	-	-	-	2	4	.500	-	-	1	0	2	0	-	-	-	8	1.6

Kite, Greg • Center • 6-11 • 263 • College: Brigham Young • Born Aug. 5, 1961 in Houston, TX

Signed as free agent on Jan. 3, 1995. Waived on Feb. 14, 1995. Also played for Boston (1983-84 – 1987-88), L.A. Clippers (1987-88 – 1988-89), Charlotte (1988-89), Sacramento (1989-90), Orlando (1990-91 – 1993-94) and Indiana (1994-95).

Regular Season

Season	G	GS	Min	FG	FGA	Pct.	3P	3PA	Pct.	FT	FTA	Pct.	Off	Def	Tot	Ast	PF	Dq	Stl	TO	Blk	Pts	Avg
1994-95	2	0	16	0	3	.000	0	0	—	0	0	—	2	2	4	0	2	0	0	1	0	0	0.0

Knight, Robert (Bob) • Guard • 6-2 • 185 • College: none • Born Apr. 14, 1931 in Hartford, CT • Died May 23, 2008

Signed on Nov. 26, 1954. Waived on Nov. 30, 1954. Also played for Harlem Globetrotters.

Regular Season

Season	G	GS	Min	FG	FGA	Pct.	3P	3PA	Pct.	FT	FTA	Pct.	Off	Def	Tot	Ast	PF	Dq	Stl	TO	Blk	Pts	Avg
1954-55	2	-	29	3	7	.429	-	-	-	1	1	1.000	-	-	1	8	6	0	-	-	-	7	3.5

Knight, Toby • Forward • 6-9 • 210 • College: Notre Dame • Born May 3, 1955 in The Bronx, NY

Selected in second round (32nd pick overall) of 1977 NBA Draft. Waived in Jun. 1983.

Regular Season

Season	G	GS	Min	FG	FGA	Pct.	3P	3PA	Pct.	FT	FTA	Pct.	Off	Def	Tot	Ast	PF	Dq	Stl	TO	Blk	Pts	Avg
1977-78	80	3	1169	222	465	.477	-	-	-	63	97	.649	121	200	321	38	211	1	50	97	28	507	6.3
1978-79	82	70	2667	609	1174	.519	-	-	-	145	206	.704	201	347	548	124	309	7	61	163	60	1363	16.6
1979-80	81	81	2945	669	1265	.529	0	2	.000	211	261	.808	201	292	493	150	302	4	117	163	86	1549	19.1
1980-81	-	-	-	-	-	-	-	-	-	-	-	-	-	-	-	-	-	-	-	-	-	-	-
1981-82	40	0	550	102	183	.557	0	0	—	17	25	.680	33	49	82	23	74	0	14	21	11	221	5.5
1982-83	-	-	-	-	-	-	-	-	-	-	-	-	-	-	-	-	-	-	-	-	-	-	-
Totals	283	154	7331	1602	3087	.519	0	2	.000	436	589	.740	556	888	1444	335	896	12	242	444	185	3640	12.9

Playoffs

Season	G	GS	Min	FG	FGA	Pct.	3P	3PA	Pct.	FT	FTA	Pct.	Off	Def	Tot	Ast	PF	Dq	Stl	TO	Bl
--------	---	----	-----	----	-----	------	----	-----	------	----	-----	------	-----	-----	-----	-----	----	----	-----	----	----

Komives, Howard (Butch) • Guard • 6-1 • 185 • College: Bowling Green • Born May 9, 1941 in Toledo, OH • Died Mar. 22, 2009
 Selected in second round (13th pick overall) of 1964 NBA Draft. Traded to Detroit, with Walt Bellamy, for Dave DeBusschere on Dec. 19, 1968. Also played for Detroit (1968-69 – 1971-72), Buffalo (1972-73) and Kansas City-Omaha (1973-74).

Regular Season

Season	G	GS	Min	FG	FGA	Pct.	3P	3PA	Pct.	FT	FTA	Pct.	Off	Def	Tot	Ast	PF	Dq	Stl	TO	Blk	Pts	Avg
1964-65	80	63	2378	381	1020	.374	-	-	-	212	254	.835	-	-	195	265	246	2	-	-	-	974	12.2
1965-66	80	79	2612	436	1116	.391	-	-	-	241	280	.861	-	-	281	425	278	5	-	-	-	1113	13.9
1966-67	65	63	2282	402	995	.404	-	-	-	217	253	.858	-	-	183	401	213	1	-	-	-	1021	15.7
1967-68	78	36	1660	233	631	.369	-	-	-	132	161	.820	-	-	168	246	170	1	-	-	-	598	7.7
1968-69	32	26	836	107	309	.346	-	-	-	73	86	.849	-	-	95	137	96	0	-	-	-	287	9.0
Totals	335	267	9768	1559	4071	.383	-	-	-	875	1034	.846	-	-	922	1474	1003	9	-	-	-	3993	11.9

Playoffs

Season	G	GS	Min	FG	FGA	Pct.	3P	3PA	Pct.	FT	FTA	Pct.	Off	Def	Tot	Ast	PF	Dq	Stl	TO	Blk	Pts	Avg
1966-67	4	4	128	16	59	.271	-	-	-	10	13	.769	-	-	11	15	13	0	-	-	-	42	10.5
1967-68	6	6	135	15	44	.341	-	-	-	4	6	.667	-	-	14	23	22	1	-	-	-	34	5.7
Totals	10	10	263	31	103	.301	-	-	-	14	19	.737	-	-	25	38	35	1	-	-	-	76	7.6

Kramer, Barry • Guard • 6-4 • 200 • College: New York University • Born Nov. 10, 1942 in Schenectady, NY
 Signed on Feb. 14, 1965. Retired following 1964-65 season. Also played for San Francisco (1964-65) and New York of ABA (1969-70).

Regular Season

Season	G	GS	Min	FG	FGA	Pct.	3P	3PA	Pct.	FT	FTA	Pct.	Off	Def	Tot	Ast	PF	Dq	Stl	TO	Blk	Pts	Avg
1964-65	19	0	231	27	86	.314	-	-	-	30	40	.750	-	-	41	15	31	1	-	-	-	84	4.4

Kuka, Raphael (Ray/Cookie) • Forward • 6-3 • 200 • College: Notre Dame • Born Feb. 17, 1922 in Havre, MT • Died Mar. 27, 1990
 Signed on Jul. 21, 1947.

Regular Season

Season	G	GS	Min	FG	FGA	Pct.	3P	3PA	Pct.	FT	FTA	Pct.	Off	Def	Tot	Ast	PF	Dq	Stl	TO	Blk	Pts	Avg
1947-48	44	-	-	89	273	.326	-	-	-	50	84	.595	-	-	27	117	-	-	-	-	-	228	5.2
1948-49	8	-	-	10	36	.278	-	-	-	5	9	.556	-	-	11	16	-	-	-	-	-	25	3.1
Totals	52	-	-	99	309	.320	-	-	-	55	93	.591	-	-	38	133	-	-	-	-	-	253	4.9

Playoffs

Season	G	GS	Min	FG	FGA	Pct.	3P	3PA	Pct.	FT	FTA	Pct.	Off	Def	Tot	Ast	PF	Dq	Stl	TO	Blk	Pts	Avg
1947-48	3	-	-	3	10	.300	-	-	-	2	2	1.000	-	-	0	12	0	-	-	-	-	8	2.7

Landry, Marcus (Cchoot) • Forward • 6-7 • 230 • College: Wisconsin • Born Nov. 1, 1985 in Milwaukee, WI
 Signed as free agent on Sep. 24, 2009. Traded to Boston, with Nate Robinson, for Eddie House, J.R. Giddens, Bill Walker and future conditional second-round draft choice on Feb. 18, 2010. Also played for Boston (2009-10).

Regular Season

Season	G	GS	Min	FG	FGA	Pct.	3P	3PA	Pct.	FT	FTA	Pct.	Off	Def	Tot	Ast	PF	Dq	Stl	TO	Blk	Pts	Avg
2009-10	17	0	108	16	41	.390	9	26	.346	3	5	.600	5	14	19	0	14	0	1	6	2	44	2.6

Lang, Andrew • Center • 6-11 • 275 • College: Arkansas • Born Jun. 28, 1966 in Pine Bluff, AR
 Signed as free agent on Sep. 28, 1999. Became free agent following 1999-2000 season. Also played for Phoenix (1988-89 – 1991-92), Philadelphia (1992-93), Atlanta (1993-94 - 1995-96), Minnesota (1995-96), Milwaukee (1996-97 – 1997-98) and Chicago (1998-99).

Regular Season

Season	G	GS	Min	FG	FGA	Pct.	3P	3PA	Pct.	FT	FTA	Pct.	Off	Def	Tot	Ast	PF	Dq	Stl	TO	Blk	Pts	Avg
1999-00	19	10	244	28	64	.438	0	0	—	3	7	.429	16	44	60	3	31	0	8	5	6	59	3.1

Playoffs

Season	G	GS	Min	FG	FGA	Pct.	3P	3PA	Pct.	FT	FTA	Pct.	Off	Def	Tot	Ast	PF	Dq	Stl	TO	Blk	Pts	Avg
1999-00	-	-	-	-	-	-	-	-	-	-	-	-	-	-	-	-	-	-	-	-	-	-	-

Lavelli, Anthony (Tony) • Forward • 6-3 • 185 • College: Yale • Born Jul. 11, 1926 in Somerville, MA • Died: Jan. 8, 1998
 Signed on Nov. 23, 1950. Retired in September 1951. Also played for Boston (1949-50).

Regular Season

Season	G	GS	Min	FG	FGA	Pct.	3P	3PA	Pct.	FT	FTA	Pct.	Off	Def	Tot	Ast	PF	Dq	Stl	TO	Blk	Pts	Avg
1950-51	30	-	-	32	93	.344	-	-	-	35	41	.854	-	-	59	23	56	1	-	-	-	99	3.3

Playoffs

Season	G	GS	Min	FG	FGA	Pct.	3P	3PA	Pct.	FT	FTA	Pct.	Off	Def	Tot	Ast	PF	Dq	Stl	TO	Blk	Pts	Avg
1950-51	2	-	-	1	5	.200	-	-	-	2	2	1.000	-	-	1	1	2	0	-	-	-	4	2.0

Layton, Dennis (Mo) • Guard • 6-1 • 182 • College: Southern California • Born Dec. 24, 1948 in Newark, NJ
 Signed as free agent in Oct. 1976. Waived on Oct. 14, 1977. Also played for Phoenix (1971-72 – 1972-73), Memphis of ABA (1973-74), Portland (1973-74) and San Antonio (1977-78).

Regular Season

Season	G	GS	Min	FG	FGA	Pct.	3P	3PA	Pct.	FT	FTA	Pct.	Off	Def	Tot	Ast	PF	Dq	Stl	TO	Blk	Pts	Avg
1976-77	56	11	765	134	277	.484	-	-	-	58	73	.795	11	36	47	154	87	0	21	-	6	326	5.8

Lee, David • Forward • 6-9 • 235 • College: Florida • Born Apr. 29, 1983 in St. Louis, MO
 Selected in first round (30th pick overall) of 2005 NBA Draft. Signed to contract on Jul. 1, 2005. Traded, via sign-and-trade, to Golden State for Kelenna Azubuike, Anthony Randolph and Ronny Turiaf on Jul. 9, 2010. Also played for Golden State (2010-11 – 2012-13).

Regular Season

Season	G	GS	Min	FG	FGA	Pct.	3P	3PA	Pct.	FT	FTA	Pct.	Off	Def	Tot	Ast	PF	Dq	Stl	TO	Blk	Pts	Avg
2005-06	67	14	1129	137	230	.596	0	0	—	71	123	.577	109	194	303	43	124	1	30	51	20	345	5.1
2006-07	58	12	1731	240	400	.600	0	0	—	141	173	.815	196	406	602	104	155	3	48	92	23	621	10.7
2007-08	81	29	2356	341	618	.552	0	2,000	194	237	.819	242	482	724	95	210	1	55	97	29	876	10.8	
2008-09	81	74	2824	522	951	.549	0	3,000	249	330	.755	256	695	951	174	260	6	80	150	22	1293	16.0	
2009-10	81	81	3019	686	1258	.545	0	8,000	268	330	.812	228	721	949	295	257	0	85	189	40	1640	20.2	
Totals	368	210	11059	1926	3457	.557	0	13,000	923	1193	.774	1031	2498	3529	711	1006	11	298	579	134	4775	13.0	

NBA All-Star

Season	Min	FG	FGA	Pct.	3P	3PA	Pct.	FT	FTA	Pct.	Off	Def	Tot	Ast	PF	Dq	Stl	TO	Blk	Pts
2010	12	2	3	.667	0	0	—	0	0	—	0	2	2	1	1	0	0	3	0	4

Lin, Jeremy • Guard • 6-3 • 200 • College: Harvard • Born Aug. 23, 1988 in Torrance, CA
 Claimed off waivers from Houston on Dec. 27, 2011. Became restricted free agent following 2011-12 season. Also played for Golden State (2010-11) and Houston (2012-13).

Regular Season

Season	G	GS	Min	FG	FGA	Pct.	3P	3PA	Pct.	FT	FTA	Pct.	Off	Def	Tot	Ast	PF	Dq	Stl	TO	Blk	Pts	Avg
2011-12	35	25	940	171	383	.446	24	75	.320	146	183	.798	18	89	107	216	78	1	55	126	9	512	14.6

Playoffs

Season	G	GS	Min	FG	FGA	Pct.	3P	3PA	Pct.	FT	FTA	Pct.	Off	Def	Tot	Ast	PF	Dq	Stl	TO	Blk	Pts	Avg
2011-12	-	-	-	-	-	-	-	-	-	-	-	-	-	-	-	-	-	-	-	-	-	-	-

Lohaus, Brad • Forward • 6-11 • 230 • College: Iowa • Born Sep. 29, 1964 in New Ulm, MN
 Traded from San Antonio, with J.R. Reid and 1996 first-round draft choice for Charles Smith and Monty Williams. Traded to Charlotte, with Anthony Mason, for Larry Johnson on Jul. 14, 1996. Also played for Boston (1987-88 – 1988-89), Sacramento (1988-89), Minnesota (1989-90), Milwaukee (1989-90 – 1993-94), Miami (1994-95), San Antonio (1995-96, 1997-98) and Toronto (1996-97).

Regular Season

Season	G	GS	Min	FG	FGA	Pct.	3P	3PA	Pct.	FT	FTA	Pct.	Off	Def	Tot	Ast	PF	Dq	Stl	TO	Blk	Pts	Avg
1995-96	23	7	325	32	79	.405	24	57	.421	2	2	1.000	2	29	31	27	36	0	8	11	10	90	3.9

Playoffs

Season	G	GS	Min	FG	FGA	Pct.	3P	3PA
--------	---	----	-----	----	-----	------	----	-----

Lucas, Maurice (Mo/Luke) • Forward • 6-9 • 238 • College: Marquette • Born Feb. 18, 1952 in Pittsburgh, PA • Died Oct. 31, 2010
Traded from New Jersey in exchange for not exercising right of first refusal on Ray Williams on Oct. 25, 1981. Traded to Phoenix for Leonard Robinson on Jul. 7, 1982. Also played for St. Louis (1974-75 – 1975-76) and Kentucky (1975-76) of ABA, Portland (1976-77 – 1979-80, 1987-88), New Jersey (1979-80 – 1980-81), Phoenix (1982-83 – 1984-85), L.A. Lakers (1985-86) and Seattle (1986-87).

Regular Season

Season	G	GS	Min	FG	FGA	Pct.	3P	3PA	Pct.	FT	FTA	Pct.	Off	Def	Tot	Ast	PF	Dq	Stl	TO	Blk	Pts	Avg
1981-82	80	74	2671	505	1001	.504	0	3	.000	253	349	.725	274	629	903	179	309	4	68	173	70	1263	15.8

Lumppp, Ray • Guard • 6-1 • 180 • College: New York University • Born Jul. 11, 1923 in Brooklyn, NY

Traded from Indianapolis for Tommy Byrnes on Jan. 26, 1949. Sold to Baltimore on Nov. 28, 1952 for cash and a 1953 second-round draft choice. Also played for Indianapolis (1948-49) and Baltimore (1952-53).

Regular Season

Season	G	GS	Min	FG	FGA	Pct.	3P	3PA	Pct.	FT	FTA	Pct.	Off	Def	Tot	Ast	PF	Dq	Stl	TO	Blk	Pts	Avg
1948-49	24	-	-	117	311	.376	-	-	-	90	112	.804	-	-	-	34	74	-	-	-	-	324	13.5
1949-50	58	-	-	91	283	.322	-	-	-	86	108	.796	-	-	-	90	117	-	-	-	-	268	4.6
1950-51	64	-	-	153	379	.404	-	-	-	124	160	.775	-	-	-	125	115	160	2	-	-	430	6.7
1951-52	62	-	1317	184	476	.387	-	-	-	90	119	.756	-	-	-	125	123	165	4	-	-	458	7.4
1952-53	6	-	99	8	30	.267	-	-	-	12	12	1.000	-	-	-	18	12	-	-	-	-	28	4.7
Totals	214	-	1416	553	1479	.374	-	-	-	402	511	.787	-	-	268	374	516	6	-	-	-	1508	7.0

Playoffs

Season	G	GS	Min	FG	FGA	Pct.	3P	3PA	Pct.	FT	FTA	Pct.	Off	Def	Tot	Ast	PF	Dq	Stl	TO	Blk	Pts	Avg
1948-49	6	-	-	21	73	.288	-	-	-	27	35	.771	-	-	-	11	26	2	-	-	-	69	11.5
1949-50	5	-	-	10	18	.556	-	-	-	2	3	.667	-	-	-	3	10	0	-	-	-	22	4.4
1950-51	13	-	-	24	67	.358	-	-	-	20	23	.870	-	-	-	20	23	40	3	-	-	68	5.2
1951-52	13	-	194	13	53	.245	-	-	-	23	25	.920	-	-	-	19	15	35	1	-	-	49	4.1
Totals	37	-	194	68	211	.322	-	-	-	72	86	.837	-	-	39	52	111	6	-	-	-	208	5.8

Macklin, Durand (Rudy) • Guard/Forward • 6-7 • 215 • College: Louisiana State • Born Feb. 19, 1958 in Louisville, KY

Traded from Atlanta for Sylvester Williams and cash on Jun. 29, 1983. Waived on Dec. 20, 1983. Also played for Atlanta (1981-82 – 1982-83).

Regular Season

Season	G	GS	Min	FG	FGA	Pct.	3P	3PA	Pct.	FT	FTA	Pct.	Off	Def	Tot	Ast	PF	Dq	Stl	TO	Blk	Pts	Avg
1983-84	8	0	65	12	30	.400	0	0	---	11	13	.846	5	6	11	3	17	0	1	6	0	35	4.4

Mangiapane, Frank • Guard • 5-10 • 195 • College: New York Univ. • Born Aug. 21, 1925 in New York, NY • Died Jul. 31, 2005

Signed on Jan. 24, 1947.

Regular Season

Season	G	GS	Min	FG	FGA	Pct.	3P	3PA	Pct.	FT	FTA	Pct.	Off	Def	Tot	Ast	PF	Dq	Stl	TO	Blk	Pts	Avg
1946-47	6	-	-	2	13	.154	-	-	-	1	3	.333	-	-	-	0	6	-	-	-	-	5	0.8

Marbury, Stephon (Starbury) • Guard • 6-2 • 205 • College: Georgia Tech • Born Feb. 20, 1977 in Brooklyn, NY

Traded from Phoenix, with Anfernee Hardaway and Cezary Trybanski, for Howard Easley, Charlie Ward, Antonio McDyess, Maciej Lampe, draft rights to Milos Vujanic, 2004 first-round draft choice and future first-round draft choice on Jan. 5, 2004. Waived on Feb. 24, 2009. Also played for Minnesota (1996-97 – 1998-99), New Jersey (1998-99 – 2000-01), Phoenix (2001-02 – 2003-04) and Boston (2008-09).

Regular Season

Season	G	GS	Min	FG	FGA	Pct.	3P	3PA	Pct.	FT	FTA	Pct.	Off	Def	Tot	Ast	PF	Dq	Stl	TO	Blk	Pts	Avg
2003-04	47	47	1839	336	780	.431	50	156	.321	209	251	.833	39	107	145	438	98	0	65	152	4	931	19.8
2004-05	82	82	3281	604	1308	.462	115	325	.354	458	549	.834	50	198	248	668	186	1	122	233	6	1781	21.7
2005-06	60	60	2193	349	774	.451	33	104	.317	246	326	.755	25	150	175	382	143	0	63	157	4	977	16.3
2006-07	74	74	2748	395	952	.415	123	345	.357	297	386	.769	36	177	213	403	185	3	71	179	10	1210	16.4
2007-08	24	19	805	111	265	.419	28	74	.378	83	116	.716	17	42	59	113	57	0	21	48	2	333	13.9
2008-09	Did Not Play																						
Totals	287	282	10866	1795	4079	.440	349	1004	.348	1293	1628	.794	167	674	841	2004	669	4	342	769	26	5232	18.2

Playoffs

Season	G	GS	Min	FG	FGA	Pct.	3P	3PA	Pct.	FT	FTA	Pct.	Off	Def	Tot	Ast	PF	Dq	Stl	TO	Blk	Pts	Avg
2003-04	4	4	174	31	83	.373	6	20	.300	17	25	.680	5	12	17	26	9	0	7	14	0	85	21.3

Martin, Kenyon • Forward • 6-9 • 225 • College: Cincinnati • Born Dec. 30, 1977 in Saginaw, MI

Signed two consecutive 10-day contracts on Feb. 23, 2013. Signed for remainder of season on Mar. 15, 2013. Re-signed on Jul. 25, 2013. Also played for New Jersey (2000-01 – 2003-04), Denver (2004-05 – 2010-11) and L.A. Clippers (2011-12).

Regular Season

Season	G	GS	Min	FG	FGA	Pct.	3P	3PA	Pct.	FT	FTA	Pct.	Off	Def	Tot	Ast	PF	Dq	Stl	TO	Blk	Pts	Avg
Martin	18	11	431	56	93	.602	0	0	---	17	40	.425	34	61	95	8	64	1	16	16	17	129	7.2

Playoffs

Season	G	GS	Min	FG	FGA	Pct.	3P	3PA	Pct.	FT	FTA	Pct.	Off	Def	Tot	Ast	PF	Dq	Stl	TO	Blk	Pts	Avg
2012-13	12	1	253	29	50	.580	0	0	---	11	20	.550	16	38	54	11	42	1	9	8	17	69	5.8

Martin, Ronald (Whitey) • Guard • 6-2 • 185 • College: St. Bonaventure • Born Apr. 11, 1939 in Hamburg, NY

Selected in second round (10th pick overall) of 1961 NBA. Signed on Apr. 5, 1961.

Regular Season

Season	G	GS	Min	FG	FGA	Pct.	3P	3PA	Pct.	FT	FTA	Pct.	Off	Def	Tot	Ast	PF	Dq	Stl	TO	Blk	Pts	Avg
1961-62	66	-	1018	95	292	.325	-	-	-	37	55	.673	-	-	158	115	158	4	-	-	-	227	3.4

Martin, Slater (Dugie) • Guard • 5-10 • 170 • College: Texas • Born Oct. 22, 1925 in Houston, TX • Died Oct. 18, 2012

Traded from Minneapolis, with Jerry Bird and player to be named later, for Walter Dukes and draft rights to Burdette Halderson on Oct. 26, 1956. Traded to St. Louis for Willie Naulls on Dec. 10, 1956. Also played for Minneapolis (1949-50 – 1955-56) and St. Louis (1956-57 – 1959-60). Elected to Naismith Memorial Basketball Hall of Fame in 1982.

Regular Season

Season	G	GS	Min	FG	FGA	Pct.	3P	3PA	Pct.	FT	FTA	Pct.	Off	Def	Tot	Ast	PF	Dq	Stl	TO	Blk	Pts	Avg
1956-57	13	-	376	33	101	.327	-	-	-	44	53	.830	-	-	42	39	28	0	-	-	-	110	8.5

Martin, William (Bill) • Forward • 6-7 • 205 • College: Georgetown • Born Aug. 16, 1962 in Washington D.C.

Signed to first of two consecutive 10-day contracts on Mar. 29, 1987. Contract expired on Apr. 18, 1987. Also played for Indiana (1985-86) and Phoenix (1987-88).

Regular Season

Season	G	GS	Min	FG	FGA	Pct.	3P	3PA	Pct.	FT	FTA	Pct.	Off	Def	Tot	Ast	PF	Dq	Stl	TO	Blk	Pts	Avg
1986-87	8	0	68	9	25	.360	0	0	---	7	8	.875	2	5	7	0	5	0	4	7	2	25	3.1

Mason, Anthony (Mase) • Forward • 6-8 • 260 • College: Tennessee State • Born Dec. 14, 1966 in Miami, FL

Signed as free agent on Jul. 30, 1991. Re-signed on Sep. 21, 1995. Traded to Charlotte, with Brad Lohaus, for Larry Johnson on Jul. 14, 1996. Also played for New Jersey (1989-90), Denver (1990-91), Charlotte (1996-97 – 1999-2000), Miami (2000-01) and Milwaukee (2001-02 - 2002-03).

Regular Season

Season	G	GS	Min	FG	FGA	Pct.	3P	3PA	Pct.	FT	FTA	Pct.	Off	Def	Tot	Ast	PF	Dq	Stl	TO	Blk	Pts	Avg
1991-92	82	0	2198	203	399	.509	0	0	---	167	260	.642	216	357	573	106	229	0	46	101	28	573	7.0
1992-93	81	0	2482	316	629	.502	0	0	---	199	292	.682	231	409	640	170	240	2	43	137	19	831	10.3
1993-94	73	12	1903	206	433	.476	0	1	.000	116	161	.720	158	269	427	151	190	2	31	107	9	528	7.2
1994-95	77	11	2496	287	507	.566	0	1	.000	191	298	.641	182	468	650	240	253	3	69	123	21	765	9.9
1995-96	82	82	3457	449	798	.563	0	0	---	298	414	.720	220	544	764	363	246	3	69	211	34	1196	14.6
Totals	395	105																					

May, Donald (Don) • Forward • 6-4 • 200 • College: Dayton • Born Jan. 3, 1946 in Dayton, OH

Selected in third round (30th pick overall) of 1968 NBA Draft. Selected by Buffalo in 1970 NBA Expansion Draft. Also played for Buffalo (1970-71), Atlanta (1971-72 – 1972-73), Philadelphia (1972-73 – 1973-74) and Kansas City-Omaha (1974-75).

Regular Season

Season	G	GS	Min	FG	FGA	Pct.	3P	3PA	Pct.	FT	FTA	Pct.	Off	Def	Tot	Ast	PF	Dq	Stl	TO	Blk	Pts	Avg
1968-69	48	2	560	81	223	.363	-	-	-	42	58	.724	-	-	114	35	64	0	-	-	-	204	4.3
1969-70	37	0	238	39	101	.386	-	-	-	18	19	.947	-	-	52	17	42	0	-	-	-	96	2.6
Totals	85	2	798	120	324	.370	-	-	-	60	77	.779	-	-	166	52	106	0	-	-	-	300	3.5

Playoffs

Season	G	GS	Min	FG	FGA	Pct.	3P	3PA	Pct.	FT	FTA	Pct.	Off	Def	Tot	Ast	PF	Dq	Stl	TO	Blk	Pts	Avg
1968-69	9	0	88	9	30	.300	-	-	-	7	9	.778	-	-	23	8	7	0	-	-	-	25	2.8
1969-70	2	0	7	2	3	.667	-	-	-	0	0	—	-	-	0	0	2	0	-	-	-	4	2.0
Totals	11	0	95	11	33	.333	-	-	-	7	9	.778	-	-	23	8	9	0	-	-	-	29	2.6

Mayfield, Kendall (Ken) • Guard • 6-2 • 185 • College: Tuskegee • Born May 11, 1948 in Chicago, IL

Selected in third round (50th pick overall) of 1971 NBA Draft. Waived on Nov. 24, 1975.

Regular Season

Season	G	GS	Min	FG	FGA	Pct.	3P	3PA	Pct.	FT	FTA	Pct.	Off	Def	Tot	Ast	PF	Dq	Stl	TO	Blk	Pts	Avg
1975-76	13	0	64	17	46	.370	-	-	-	3	3	1.000	1	7	8	4	18	0	0	0	0	37	2.8

McAdoo, Robert (Bob/Doo) • Center/Forward • 6-9 • 225 • College: North Carolina • Born Sep. 25, 1951 in Greensboro, NC

Traded from Buffalo, with Tom McMillen, for John Gianelli and cash on Dec. 9, 1976. Traded to Boston for three 1979 first-round draft choices and player to be named later (Tom Barker) on Feb. 12, 1979. Also played for Buffalo (1972-73 – 1976-77), Boston (1978-79), Detroit (1979-80 – 1980-81), New Jersey (1980-81), L.A. Lakers (1981-82 – 1984-85) and Philadelphia (1985-86). Elected to Naismith Memorial Basketball Hall of Fame in 2000.

Regular Season

Season	G	GS	Min	FG	FGA	Pct.	3P	3PA	Pct.	FT	FTA	Pct.	Off	Def	Tot	Ast	PF	Dq	Stl	TO	Blk	Pts	Avg
1976-77	52	49	2031	558	1045	.534	-	-	-	271	358	.757	133	529	662	140	188	2	61	-	65	1387	26.7
1977-78	79	78	3182	814	1564	.520	-	-	-	469	645	.727	236	774	1010	298	297	6	105	346	126	2097	26.5
1978-79	40	32	1597	429	793	.541	-	-	-	218	335	.651	94	285	379	128	134	2	62	153	47	1076	26.9
Totals	171	159	6810	1801	3402	.529	-	-	-	958	1338	.716	463	1588	2051	566	619	10	228	499	238	4560	26.7

Playoffs

Season	G	GS	Min	FG	FGA	Pct.	3P	3PA	Pct.	FT	FTA	Pct.	Off	Def	Tot	Ast	PF	Dq	Stl	TO	Blk	Pts	Avg
1977-78	6	6	238	61	126	.484	-	-	-	21	35	.600	11	47	58	23	19	0	7	23	12	143	23.8

NBA All-Star

Season	Min	FG	FGA	Pct.	3P	3PA	Pct.	FT	FTA	Pct.	Off	Def	Tot	Ast	PF	Dq	Stl	TO	Blk	Pts
1977	38	13	23	.565	-	-	-	4	4	1.000	3	7	10	2	3	0	3	-	1	30
1978	20	7	14	.500	-	-	-	0	0	—	3	1	4	0	2	0	1	3	2	14
Total	58	20	37	.541	-	-	-	4	4	1.000	6	8	14	2	5	0	4	3	3	44

McCann, Brendan • Guard • 6-2 • 178 • College: St. Bonaventure • Born Jul. 5, 1935 in Brooklyn, NY

Selected in first round (fifth pick overall) of 1957 NBA Draft. Signed on May 14, 1957. Waived on Jan. 11, 1960.

Regular Season

Season	G	GS	Min	FG	FGA	Pct.	3P	3PA	Pct.	FT	FTA	Pct.	Off	Def	Tot	Ast	PF	Dq	Stl	TO	Blk	Pts	Avg
1957-58	36	-	295	22	100	.220	-	-	-	25	41	.610	-	-	45	54	34	0	-	-	-	69	1.9
1958-59	1	-	7	0	3	.000	-	-	-	0	0	—	-	-	1	1	0	0	-	-	-	0	0.0
1959-60	4	-	29	1	10	.100	-	-	-	3	3	1.000	-	-	4	10	2	0	-	-	-	5	1.3
Totals	41	-	331	23	113	.204	-	-	-	28	44	.636	-	-	50	65	37	0	-	-	-	74	1.8

McCarty, Walter • Forward • 6-10 • 230 • College: Kentucky • Born Feb. 1, 1974 in Evansville, IN

Selected in first round (19th pick overall) of 1996 NBA Draft. Traded to Boston, with John Thomas, Dontaé Jones, Scott Brooks, for Chris Mills and two future second-round draft choices on Oct. 22, 1997. Also played for Boston (1997-98 – 2004-05) and Phoenix (2004-05).

Regular Season

Season	G	GS	Min	FG	FGA	Pct.	3P	3PA	Pct.	FT	FTA	Pct.	Off	Def	Tot	Ast	PF	Dq	Stl	TO	Blk	Pts	Avg
1996-97	35	0	192	26	68	.382	4	14	.286	8	14	.571	8	15	23	13	38	0	7	17	9	64	1.8

Playoffs

Season	G	GS	Min	FG	FGA	Pct.	3P	3PA	Pct.	FT	FTA	Pct.	Off	Def	Tot	Ast	PF	Dq	Stl	TO	Blk	Pts	Avg
1996-97	2	0	4	2	2	1.000	0	0	—	0	0	—	0	0	0	0	0	0	1	0	0	4	2.0

McCormick, Tim • Center • 7-0 • 240 • College: Michigan • Born Mar. 10, 1962 in Detroit, MI

Traded from Atlanta for Maurice Cheeks on Oct. 2, 1991. Became free agent following 1993-94 season. Also played for Seattle (1984-85 – 1985-86), Philadelphia (1986-87 – 1987-88), New Jersey (1987-88), Houston (1988-89 – 1989-90) and Atlanta (1990-91).

Regular Season

Season	G	GS	Min	FG	FGA	Pct.	3P	3PA	Pct.	FT	FTA	Pct.	Off	Def	Tot	Ast	PF	Dq	Stl	TO	Blk	Pts	Avg
1991-92	22	0	108	14	33	.424	0	0	—	14	21	.667	14	20	34	9	18	0	2	8	0	42	1.9
1992-93	Did Not Play - Injured																						
1993-94	Did Not Play - Injured																						
Totals	22	0	108	14	33	.424	0	0	—	14	21	.667	14	20	34	9	18	0	2	8	0	42	1.9

Playoffs

Season	G	GS	Min	FG	FGA	Pct.	3P	3PA	Pct.	FT	FTA	Pct.	Off	Def	Tot	Ast	PF	Dq	Stl	TO	Blk	Pts	Avg
1991-92	1	0	6	0	2	.000	0	0	—	0	0	—	0	3	3	0	1	0	0	0	0	0	0.0

McDaniel, Xavier (X-Man) • Forward • 6-7 • 218 • College: Wichita State • Born Jun. 4, 1963 in Columbia, SC

Traded from Phoenix for Trent Tucker, Jerrod Mustaf and 1992 and 1994 second-round draft choices on Oct. 1, 1991. Became free agent following 1991-92 season. Also played for Seattle (1985-86 – 1990-91), Phoenix (1990-91), Boston (1992-93 – 1994-95) and New Jersey (1996-97 – 1997-98).

Regular Season

Season	G	GS	Min	FG	FGA	Pct.	3P	3PA	Pct.	FT	FTA	Pct.	Off	Def	Tot	Ast	PF	Dq	Stl	TO	Blk	Pts	Avg
1991-92	82	82	2344	488	1021	.478	12	39	.308	137	192	.714	176	284	460	149	241	3	57	147	24	1125	13.7

Playoffs

Season	G	GS	Min	FG	FGA	Pct.	3P	3PA	Pct.	FT	FTA	Pct.	Off	Def	Tot	Ast	PF	Dq	Stl	TO	Blk	Pts	Avg
1991-92	12	12	458	94	197	.477	2	8	.250	36	49	.735	43	43	86	23	34	1	9	27	2	226	18.8

McDyess, Antonio • Forward • 6-9 • 245 • College: Alabama • Born Sep. 7, 1974 in Quitman, MS

Traded from Denver, with draft rights to Frank Williams and 2003 second-round draft choice, for Marcus Camby, Mark Jackson and draft rights to Maybry Hilario on Jun. 26, 2002. Traded to Phoenix, with Howard Easley, Charlie Ward, Maciej Lampe, draft rights to Milos Vujanic, 2004 first-round draft choice and future first-round draft choice, for Anfernee Hardaway, Stephon Marbury and Cezary Trybanski on Jan. 5, 2004. Also played for Denver (1995-96 – 1996-97, 1998-99 – 2001-02), Phoenix (1997-98, 2003-04), Detroit (2004-05 – 2008-09) and San Antonio (2009-10 – 2010-11).

Regular Season

Season	G	GS	Min	FG	FGA	Pct.	3P	3PA	Pct.	FT	FTA	Pct.	Off	Def	Tot	Ast	PF	Dq	Stl	TO	Blk	Pts	Avg
2002-03	Did Not Play - Injured																						
2003-04	18	6	421	65	145	.458	0	0	—	22	38	.579	31	88	119	20	46	0	12	27	11	152	8.4
Totals	18	6	421	65	145	.458	0	0	—	22	38	.579	31	88	119	20	46	0	12	27	11	152	8.4

McGaha, Melvin (Mel) • Guard • 6-1 • 190 • College: Arkansas • Born Sep. 26, 1926 in Bastrop, LA • Died Feb. 3, 2002

Selected in 1948 BAA Draft. Signed on Sep. 1, 1948.

Regular Season

Season	G	GS	Min	FG	FGA	Pct.	3P	3PA	Pct.	FT	FTA	Pct.	Off	Def	Tot	Ast	PF	Dq	Stl	TO	Blk	Pts	Avg
1948-49	51	-	-	62	195	.318	-	-	-	52	88	.591	-	-	51	104	-	-	-	-			

McGuire, Alfred (Allie) • Guard • 6-3 • 175 • College: Marquette • Born Jul. 10, 1951 in New York, NY

Selected in third round (49th pick overall) of 1973 NBA Draft. Waived on Oct. 23, 1973.

Regular Season

Season	G	GS	Min	FG	FGA	Pct.	3P	3PA	Pct.	FT	FTA	Pct.	Off	Def	Tot	Ast	PF	Dq	Stl	TO	Blk	Pts	Avg
1973-74	2	0	10	2	4	.500	-	-	-	0	0	—	0	2	2	1	2	0	0	-	0	4	2.0

McGuire, Richard (Dick/Ticky/Dick/Dick The Knick) • Guard • 6-0 • 180 • College: St. John's (NY) • Born Jan. 25, 1926 in The Bronx, NY • Died Feb. 3, 2010

Selected in first round (eighth overall) of 1949 BAA Draft. Re-signed on Aug. 21, 1951, Nov. 5, 1952, Aug. 7, 1956 and Aug. 29, 1957. Traded to Detroit for 1958 first-round draft choice on Apr. 3, 1957. Also played for Detroit (1957-58 - 1959-60). Elected to Naismith Memorial Basketball Hall of Fame in 1993.

Regular Season

Season	G	GS	Min	FG	FGA	Pct.	3P	3PA	Pct.	FT	FTA	Pct.	Off	Def	Tot	Ast	PF	Dq	Stl	TO	Blk	Pts	Avg
1949-50	68	-	-	190	563	.337	-	-	-	204	313	.652	-	-	-	386	160	-	-	-	-	584	8.6
1950-51	64	-	-	179	482	.371	-	-	-	179	276	.649	-	-	-	334	400	154	2	-	-	537	8.4
1951-52	64	-	2018	204	474	.430	-	-	-	183	290	.631	-	-	-	332	388	181	4	-	-	591	9.2
1952-53	61	-	1783	142	373	.381	-	-	-	153	269	.569	-	-	-	280	296	172	3	-	-	437	7.2
1953-54	68	-	2343	201	493	.408	-	-	-	220	345	.638	-	-	-	310	354	199	3	-	-	622	9.1
1954-55	71	-	2310	226	581	.389	-	-	-	195	303	.644	-	-	-	322	542	143	0	-	-	647	9.1
1955-56	62	-	1685	152	438	.347	-	-	-	121	193	.627	-	-	-	220	362	146	0	-	-	425	6.9
1956-57	72	-	1191	140	366	.383	-	-	-	105	163	.644	-	-	-	146	222	103	0	-	-	385	5.3
Totals	530		-11330	1434	3770	.380				-1360	2152	.632			-1944	2950	1258	12			-4228	8.0	

Playoffs

Season	G	GS	Min	FG	FGA	Pct.	3P	3PA	Pct.	FT	FTA	Pct.	Off	Def	Tot	Ast	PF	Dq	Stl	TO	Blk	Pts	Avg
1949-50	5	-	-	22	52	.423	-	-	-	19	26	.731	-	-	-	27	21	1	-	-	-	63	12.6
1950-51	14	-	-	25	80	.313	-	-	-	24	53	.453	-	-	-	83	78	50	1	-	-	74	5.3
1951-52	14	-	546	48	107	.449	-	-	-	49	86	.570	-	-	-	71	90	46	1	-	-	145	10.4
1952-53	11	-	360	24	59	.407	-	-	-	35	55	.636	-	-	-	63	70	25	0	-	-	83	7.5
1953-54	4	0	68	4	16	.250	-	-	-	3	5	.600	-	-	-	4	5	12	0	-	-	11	2.8
1954-55	3	0	75	6	19	.316	-	-	-	8	12	.667	-	-	-	9	12	7	0	-	-	20	6.7
Totals	51		0 1049	129	333	.387				-138	237	.582			-230	282	161	3			-396	7.8	

NBA All-Star

Season		Min	FG	FGA	Pct.	3P	3PA	Pct.	FT	FTA	Pct.	Off	Def	Tot	Ast	PF	Dq	Stl	TO	Blk	Pts	Avg
1951	-	3	4	.750	-	-	-	-	0	0	—	-	-	5	10	2	0	-	-	-	6	
1952	18	0	0	—	-	-	-	-	1	3	.333	-	-	1	4	0	0	-	-	-	1	
1954	24	2	5	.400	-	-	-	-	0	0	—	-	-	4	2	1	0	-	-	-	4	
1955	25	1	2	.500	-	-	-	-	1	2	.500	-	-	3	6	1	0	-	-	-	3	
1956	29	2	9	.222	-	-	-	-	2	5	.400	-	-	0	3	1	0	-	-	-	6	
Totals		96	8	20	.400				4	10	.400			13	25	5	0			-	20	

McKinney, Carlton • Forward/Guard • 6-5 • 210 • College: Southern Methodist • Born Oct. 21, 1964 in San Diego, CA

Signed as free agent on Sep. 30, 1991. Waived on Nov. 14, 1991. Also played for L.A. Clippers (1989-90).

Regular Season

Season	G	GS	Min	FG	FGA	Pct.	3P	3PA	Pct.	FT	FTA	Pct.	Off	Def	Tot	Ast	PF	Dq	Stl	TO	Blk	Pts	Avg
1991-92	2	0	9	2	9	.222	0	0	—	0	0	—	0	1	1	0	0	0	0	0	0	4	2.0

McMillen, Charles (Tom) • Center • 6-11 • 235 • College: Maryland • Born May 26, 1952 in Mansfield, PA

Traded from Buffalo, with Bob McAdoo, for John Gianelli and cash on Dec. 9, 1976. Traded to Atlanta for 1978 second-round draft choice on Nov. 14, 1977. Also played for Buffalo (1975-76 – 1976-77), Atlanta (1977-78 – 1982-83) and Washington (1983-84 – 1985-86).

Regular Season

Season	G	GS	Min	FG	FGA	Pct.	3P	3PA	Pct.	FT	FTA	Pct.	Off	Def	Tot	Ast	PF	Dq	Stl	TO	Blk	Pts	Avg
1976-77	56	22	1222	229	471	.486	-	-	-	70	87	.805	85	232	317	51	134	0	10	-	4	528	9.4
1977-78	81	63	1977	288	623	.462	-	-	-	115	134	.858	80	209	289	205	116	0	76	104	17	691	8.5
Totals	56	22	1222	229	471	.486				70	87	.805	85	232	317	51	134	0	10	-	4	528	9.4

McMillian, James (Jim) • Forward • 6-5 • 225 • College: Columbia • Born Mar. 11, 1948 in Raeford, NC

Purchased from Buffalo on Sep. 10, 1976. Became free agent following 1977-78 season; received from Portland future draft choice as compensation. Also played for L.A. Lakers (1970-71 – 1972-73), Buffalo (1973-74 – 1975-76) and Portland (1978-79).

Regular Season

Season	G	GS	Min	FG	FGA	Pct.	3P	3PA	Pct.	FT	FTA	Pct.	Off	Def	Tot	Ast	PF	Dq	Stl	TO	Blk	Pts	Avg
1976-77	67	60	2158	298	642	.464	-	-	-	67	86	.779	66	241	307	139	103	0	63	-	5	663	9.9
1977-78	81	63	1977	288	623	.462	-	-	-	115	134	.858	80	209	289	205	116	0	76	104	17	691	8.5
Totals	148	123	4135	586	1265	.463				182	220	.827	146	450	596	344	219	0	139	104	22	1354	9.1

Playoffs

Season	G	GS	Min	FG	FGA	Pct.	3P	3PA	Pct.	FT	FTA	Pct.	Off	Def	Tot	Ast	PF	Dq	Stl	TO	Blk	Pts	Avg
1977-78	6	6	134	24	53	.453	-	-	-	5	6	.833	9	12	21	11	3	0	7	7	0	53	8.8

McNealy, Chris • Forward • 6-7 • 215 • College: San Jose State • Born Jul. 15, 1961 in Fresno, CA

Signed to 10-day contract on Feb. 13, 1986. Re-signed for remainder of season on Feb. 23, 1986. Re-signed as free agent on Jun. 17, 1986. Waived on Dec. 15, 1987.

Regular Season

Season	G	GS	Min	FG	FGA	Pct.	3P	3PA	Pct.	FT	FTA	Pct.	Off	Def	Tot	Ast	PF	Dq	Stl	TO	Blk	Pts	Avg
1985-86	30	6	627	70	144	.486	0	0	—	31	47	.660	62	141	203	41	88	2	38	35	12	171	5.7
1986-87	59	16	972	88	179	.492	0	0	—	52	80	.650	74	153	227	46	136	1	36	64	16	228	3.9
1987-88	19	0	265	23	74	.311	0	0	—	21	31	.677	24	40	64	23	50	1	16	17	2	67	3.5
Totals	108	22	1864	181	397	.456	0	0	—	104	158	.658	160	334	494	110	274	4	90	116	30	466	4.3

McNeill, Robert (Bob) • Guard • 6-1 • 180 • College: St. Joseph's (PA) • Born Oct. 22, 1938 in Philadelphia, PA

Selected in third round (19th pick overall) of 1960 NBA Draft. Traded to Chicago, with Charlie Tyra, for Dave Budd on May 16, 1961. Also played for Philadelphia (1961-62) and L.A. Lakers (1961-62).

Regular Season

Season	G	GS	Min	FG	FGA	Pct.	3P	3PA	Pct.	FT	FTA	Pct.	Off	Def	Tot	Ast	PF	Dq	Stl	TO	Blk	Pts	Avg
1960-61	75	-	1387	166	427	.389	-	-	-	105	126	.833	-	-	-	123	238	148	2	-	-	437	5.8

Meminger, Dean (The Dream) • Guard • 6-1 • 175 • College: Marquette • Born May 13, 1948 in Walterboro, SC • Died Aug. 23, 2013

Selected in first round (16th pick overall) of 1971 NBA Draft. Signed on May 20, 1971. Selected by New Orleans in 1974 NBA Expansion Draft. Signed as free agent on Jan. 19, 1977. Waived in Jun. 1977. Also played for Atlanta (1974-75 – 1975-76).

Regular Season

Season	G	GS	Min	FG	FGA	Pct.	3P	3PA	Pct.	FT	FTA	Pct.	Off	Def	Tot	Ast	PF	Dq	Stl	TO	Blk	Pts	Avg
1971-72	78	3	1173	139	293	.474	-	-	-	79	140	.564	-	-	-	185	103	137	0	-	-	357	4.6
1972-73	80	8	1453	188	365	.515	-	-	-	81	129	.628	-	-									

Mills, Chris • Forward • 6-7 • 216 • College: Arizona • Born Jan. 25, 1970 in Los Angeles, CA
 Traded from Boston, with two future second-round draft choices, for Walter McCarty, Dontae Jones, John Thomas and Scott Brooks on Oct. 22, 1997. Traded to Golden State, with John Starks and Terry Cummings, for Latrell Sprewell on Jan. 21, 1999. Also played for Cleveland (1993-94 – 1996-97) and Golden State (1998-99 – 2002-03).

Regular Season

Season	G	GS	Min	FG	FGA	Pct.	3P	3PA	Pct.	FT	FTA	Pct.	Off	Def	Tot	Ast	PF	Dq	Stl	TO	Blk	Pts	Avg
1997-98	80	29	2183	292	675	.433	40	137	.292	152	189	.804	120	288	408	133	218	3	45	107	30	776	9.7

Playoffs

Season	G	GS	Min	FG	FGA	Pct.	3P	3PA	Pct.	FT	FTA	Pct.	Off	Def	Tot	Ast	PF	Dq	Stl	TO	Blk	Pts	Avg
1997-98	9	2	168	15	35	.429	4	10	.400	10	12	.833	8	19	27	5	21	0	8	6	2	44	4.9

Misaka, Wataru (Wat) • Guard • 5-7 • 150 • College: Utah • Born Dec. 21, 1923 in Ogden, UT
 Selected in 1947 BAA Draft (negotiation list). Waived on Nov. 24, 1947.

Regular Season

Season	G	GS	Min	FG	FGA	Pct.	3P	3PA	Pct.	FT	FTA	Pct.	Off	Def	Tot	Ast	PF	Dq	Stl	TO	Blk	Pts	Avg
1947-48	3	-	-	3	13	.231	-	-	-	1	3	.333	-	-	0	7	-	-	-	-	-	7	2.3

Mohammed, Nazr • Center • 6-10 • 250 • College: Kentucky • Born Sep. 5, 1977 in Chicago, IL
 Traded from Atlanta as part of three-team deal on Feb. 15, 2004; Knicks acquired Tim Thomas from Milwaukee; Atlanta acquired Joel Przybilla from Milwaukee and Michael Doleac from New York; Milwaukee acquired Keith Van Horn from New York. Traded to San Antonio, with Jamison Brewer, for Malik Rose and conditional first-round draft choices in 2005 and 2006 on Feb. 24, 2005. Also played for Philadelphia (1998-99 – 2000-01), Atlanta (2000-01 – 2003-04), San Antonio (2004-05 – 2005-06), Detroit (2006-07 – 2007-08), Charlotte (2007-08 – 2010-11), Oklahoma City (2010-11 – 2011-12) and Chicago (2012-13).

Regular Season

Season	G	GS	Min	FG	FGA	Pct.	3P	3PA	Pct.	FT	FTA	Pct.	Off	Def	Tot	Ast	PF	Dq	Stl	TO	Blk	Pts	Avg
2003-04	27	23	673	108	192	.563	0	0	---	31	59	.525	77	130	207	16	82	1	33	41	25	247	9.1
2004-05	54	54	1519	234	460	.509	0	1	.000	121	171	.708	169	270	439	26	172	2	53	81	53	589	10.9
Totals	81	77	2192	342	652	.525	0	1	.000	152	230	.661	246	400	646	42	254	3	86	122	78	836	10.3

Playoffs

Season	G	GS	Min	FG	FGA	Pct.	3P	3PA	Pct.	FT	FTA	Pct.	Off	Def	Tot	Ast	PF	Dq	Stl	TO	Blk	Pts	Avg
2003-04	4	4	97	15	30	.500	0	0	---	11	16	.688	10	13	23	1	18	1	6	7	3	41	10.3

Molis, Wayne (Moe) • Forward • 6-8 • 230 • College: Lewis • Born Apr. 17, 1943 in Chicago, IL • Died Mar. 24, 2002
 Selected by San Diego in 1967 NBA Expansion Draft. Also played for Oakland (1967-68) and Houston (1967-68) of ABA.

Regular Season

Season	G	GS	Min	FG	FGA	Pct.	3P	3PA	Pct.	FT	FTA	Pct.	Off	Def	Tot	Ast	PF	Dq	Stl	TO	Blk	Pts	Avg
1966-67	13	0	75	19	51	.373	-	-	-	7	13	.538	-	-	22	2	9	0	-	-	-	45	3.5

Playoffs

Season	G	GS	Min	FG	FGA	Pct.	3P	3PA	Pct.	FT	FTA	Pct.	Off	Def	Tot	Ast	PF	Dq	Stl	TO	Blk	Pts	Avg
1966-67	1	0	10	0	2	.000	-	-	-	0	0	---	-	-	1	1	1	0	-	-	0	0	0.0

Monroe, Earl (The Pearl) • Guard • 6-3 • 190 • College: Winston-Salem State • Born Nov. 21, 1944 in Philadelphia, PA
 Traded from Baltimore for Mike Riordan, Dave Stallworth and cash on Nov. 10, 1971. Retired following 1979-80 season. Also played for Baltimore (1967-68 – 1971-72). Elected to Naismith Memorial Basketball Hall of Fame in 1990.

Regular Season

Season	G	GS	Min	FG	FGA	Pct.	3P	3PA	Pct.	FT	FTA	Pct.	Off	Def	Tot	Ast	PF	Dq	Stl	TO	Blk	Pts	Avg	
1971-72	60	8	1234	261	598	.436	-	-	-	162	206	.786	-	-	92	132	130	1	-	-	-	684	11.4	
1972-73	75	74	2370	496	1016	.488	-	-	-	171	208	.822	-	-	245	288	195	1	-	-	-	1163	15.5	
1973-74	41	33	1194	240	513	.468	-	-	-	93	113	.823	22	99	121	110	97	0	34	-	-	19	573	14.0
1974-75	78	77	2814	668	1462	.457	-	-	-	297	359	.827	56	271	327	270	200	0	108	-	-	29	1633	20.9
1975-76	76	76	2889	647	1354	.478	-	-	-	280	356	.787	48	225	273	304	209	1	111	-	-	22	1574	20.7
1976-77	77	76	2656	613	1185	.517	-	-	-	307	366	.839	45	178	223	366	197	0	91	-	-	23	1533	19.9
1977-78	76	73	2369	556	1123	.495	-	-	-	242	291	.832	47	135	182	361	189	0	60	179	19	1354	17.8	
1978-79	64	24	1393	329	699	.471	-	-	-	129	154	.838	26	48	74	189	123	0	48	98	6	787	12.3	
1979-80	51	0	633	161	352	.457	0	0	---	56	64	.875	16	20	36	67	46	0	21	28	3	378	7.4	
Totals	598	441	17552	3971	8302	.478	0	0	---															

Playoffs

Season	G	GS	Min	FG	FGA	Pct.	3P	3PA	Pct.	FT	FTA	Pct.	Off	Def	Tot	Ast	PF	Dq	Stl	TO	Blk	Pts	Avg
1971-72	16	0	429	76	185	.411	-	-	-	45	57	.789	-	-	45	47	41	0	-	-	-	197	12.3
1972-73	16	16	504	111	211	.526	-	-	-	36	48	.750	-	-	51	51	39	0	-	-	-	258	16.1
1973-74	12	12	407	81	165	.491	-	-	-	47	55	.855	8	40	48	25	26	0	8	-	9	209	17.4
1974-75	3	3	89	12	45	.267	-	-	-	18	22	.818	1	8	9	6	0	4	-	2	42	14.0	
1977-78	6	6	145	24	62	.387	-	-	-	11	18	.611	1	4	5	17	15	0	6	6	0	59	9.8
Totals	53	37	1574	304	668	.455	-	-	-	157	200	.785	10	52	158	146	127	0	18	-	11	765	14.4

NBA All-Star

Season	Min	FG	FGA	Pct.	3P	3PA	Pct.	FT	FTA	Pct.	Off	Def	Tot	Ast	PF	Dq	Stl	TO	Blk	Pts
1975	25	3	8	.375	-	-	-	3	5	.600	0	3	3	2	2	0	1	-	0	9
1977	15	2	7	.286	-	-	-	0	0	---	0	0	0	3	1	0	0	-	0	4
Totals	40	5	15	.333	-	-	-	3	5	.600	0	3	3	2	2	0	1	-	0	13

Morris, Randolph • Center/Forward • 6-11 • 260 • College: Kentucky • Born Jan. 2, 1986 in Houston, TX
 Signed as free agent on Mar. 23, 2007. Became free agent following 2007-08 season. Also played for Atlanta (2008-09 – 2009-10).

Regular Season

Season	G	GS	Min	FG	FGA	Pct.	3P	3PA	Pct.	FT	FTA	Pct.	Off	Def	Tot	Ast	PF	Dq	Stl	TO	Blk	Pts	Avg
2006-07	5	0	44	1	6	.167	0	0	---	2	6	.333	1	8	9	1	4	0	2	2	1	4	0.8
2007-08	18	2	181	21	58	.362	0	0	---	14	29	.483	12	25	37	2	37	1	4	9	2	56	3.1
Totals	23	2	225	22	64	.344	0	0	---														

Mozgov, Timofey • Center • 7-1 • 250 • College: none • Born Jul. 16, 1986 in St. Petersburg, Russia
 Signed as a free agent on Jul. 13, 2010. Traded to Denver as part of three-team deal on Feb. 22, 2011; Sent with Wilson Chandler, Raymond Felton, Danilo Gallinari, a future first-round draft selection, two future second-round selections and cash and future draft considerations to Denver for Carmelo Anthony, Renaldo Balkman, Chauncey Billups, Anthony Carter and Shelden Williams. Minnesota sent Corey Brewer to New York for Eddy Curry, Anthony Randolph and cash considerations, and sent Kosta Koufos to Denver in exchange for a future second round draft pick. Also played for Denver (2010-11 – 2012-13).

Regular Season

Season	G	GS	Min	FG	FGA	Pct.	3P	3PA	Pct.	FT	FTA	Pct.	Off	Def	Tot	Ast	PF	Dq	Stl	TO	Blk	Pts	Avg
2010-11	34	14	458	52	112	.464	0	0	---	31	44	.705	41	63	104	15	76	1	14	32	23	135	4.0

Mullens, Robert (Bob) • Guard • 6-1 • 175 • College: Fordham • Born Nov. 1, 1922 • Died Jul. 15, 1989
 Member of Original 1946-47 Knicks. Also played for Toronto (1946-47).

Regular Season

Season	G	GS	Min	FG	FGA	Pct.	3P	3PA	Pct.	FT	FTA	Pct.	Off	Def	Tot	Ast	PF	Dq	Stl	TO	Blk	Pts	Avg
1946-47	26	-	-	27	104	.260	-	-	-	22	34	.647	-	-	-	18	-	-	-	-	-	76	2.9

Murphy, Richard (Dick) • Guard • 6-1 • 180 • College: Manhattan • Born Mar. 10, 1921 • Died Oct. 22, 1973
 Member of Original 1946-47 Knicks. Also played for Boston (1946-47).

Regular Season

Season	G	GS	Min	FG	FGA	Pct.	3P	3PA	Pct.	FT	FTA	Pct.	Off	Def	Tot	Ast	PF	Dq	Stl	TO	Blk	Pts	Avg
1946-47	24	-	-	14	58	.241	-	-	-	4	5	.800	-	-	-	5	-	-	-	-	-	32	1.3

Murphy, John (Moe) • Guard • 6-2 • 180 • College: none • Born Sep. 13, 1924 • Died Jan. 29, 2003
 Also played for Philadelphia (1946-47).

Nailon, Lee • Forward • 6-8 • 241 • College: Texas Christian • Born Feb. 22, 1975 in South Bend, IN
Signed as free agent on Oct. 30, 2002. Became free agent following 2002-03 season. Also played for Charlotte (2000-01 - 2001-02), Atlanta (2003-04), Orlando (2003-04), Cleveland (2003-04), New Orleans (2004-05) and Philadelphia (2005-06).

Regular Season

Season	G	GS	Min	FG	FGA	Pct.	3P	3PA	Pct.	FT	FTA	Pct.	Off	Def	Tot	Ast	PF	Dq	Stl	TO	Blk	Pts	Avg
2002-03	38	0	405	84	190	.442	0	1	.000	42	51	.824	32	38	70	26	46	0	6	32	3	210	5.5

Nauls, William (Willie) • Forward • 6-6 • 225 • College: UCLA • Born Oct. 7, 1934 in Dallas, TX
Traded from St. Louis for Slater Martin on Dec. 10, 1956. Traded, with Kenny Sears, to San Francisco for Tom Gola on Dec. 5, 1962. Also played for St. Louis (1956-57), San Francisco (1962-63) and Boston (1963-64 - 1965-66).

Regular Season

Season	G	GS	Min	FG	FGA	Pct.	3P	3PA	Pct.	FT	FTA	Pct.	Off	Def	Tot	Ast	PF	Dq	Stl	TO	Blk	Pts	Avg
1956-57	52	-	1340	216	600	.360	-	-	-	91	132	.689	-	-	443	61	130	0	-	-	-	523	10.1
1957-58	68	-	2369	472	1189	.397	-	-	-	284	344	.826	-	-	799	97	220	4	-	-	-	1228	18.1
1958-59	68	-	2061	405	1072	.378	-	-	-	258	311	.830	-	-	723	102	233	8	-	-	-	1068	15.7
1959-60	65	-	2250	551	1286	.428	-	-	-	286	342	.836	-	-	921	136	214	4	-	-	-	1388	21.4
1960-61	79	-	2976	737	1723	.428	-	-	-	372	456	.816	-	-	1055	191	268	5	-	-	-	1846	23.4
1961-62	75	-	2978	747	1798	.415	-	-	-	383	455	.842	-	-	867	192	260	7	-	-	-	1877	25.0
1962-63	23	-	676	155	375	.413	-	-	-	78	96	.813	-	-	200	44	76	0	-	-	-	388	16.9
Totals	430	-	14650	3283	8043	.408	-	-	-	1752	2136	.820	-	-	5008	823	1401	28	-	-	-	8318	19.3

Playoffs

Season	G	GS	Min	FG	FGA	Pct.	3P	3PA	Pct.	FT	FTA	Pct.	Off	Def	Tot	Ast	PF	Dq	Stl	TO	Blk	Pts	Avg
1958-59	2	1	63	14	42	.333	-	-	-	6	8	.750	-	-	21	3	11	1	-	-	-	34	17.0

NBA All-Star

Season	Min	FG	FGA	Pct.	3P	3PA	Pct.	FT	FTA	Pct.	Off	Def	Tot	Ast	PF	Dq	Stl	TO	Blk	Pts
1958	15	3	9	.333	-	-	-	2	2	1.000	-	-	3	0	0	0	-	-	-	8
1960	26	5	19	.263	-	-	-	3	4	.750	-	-	10	0	1	0	-	-	-	13
1961	16	4	6	.667	-	-	-	0	1	1.000	-	-	6	2	2	0	-	-	-	8
1962	21	5	16	.313	-	-	-	1	1	1.000	-	-	7	0	5	0	-	-	-	11
Totals	78	17	50	.340	-	-	-	6	8	.750	-	-	26	2	8	0	-	-	-	40

Newlin, Michael (Mike) • Guard • 6-4 • 200 • College: Utah • Born Jan. 2, 1949 in Portland, OR
Traded from New Jersey for Mike Woodson on Jun. 10, 1981. Waived on Oct. 18, 1982. Also played for Houston (1971-72 -1978-79) and New Jersey (1979-80 - 1980-81).

Regular Season

Season	G	GS	Min	FG	FGA	Pct.	3P	3PA	Pct.	FT	FTA	Pct.	Off	Def	Tot	Ast	PF	Dq	Stl	TO	Blk	Pts	Avg
1981-82	76	32	1507	286	615	.465	7	23	.304	126	147	.857	36	55	91	170	194	2	33	104	3	705	9.3

Newman, John (Johnny/J. New) • Forward • 6-7 • 210 • College: Richmond • Born Nov. 28, 1963 in Danville, VA
Signed as free agent on Nov. 12, 1987. Became free agent following 1989-90 season. Also played for Cleveland (1986-87, 1988-89), Charlotte (1990-91 - 1993-94), New Jersey (1993-94, 1999-2000 - 2000-01), Milwaukee (1994-95 - 1996-97), Denver (1997-98) and Dallas (2001-02).

Regular Season

Season	G	GS	Min	FG	FGA	Pct.	3P	3PA	Pct.	FT	FTA	Pct.	Off	Def	Tot	Ast	PF	Dq	Stl	TO	Blk	Pts	Avg
1987-88	77	25	1589	270	620	.435	26	93	.280	207	246	.841	87	72	159	62	204	5	72	103	11	773	10.0
1988-89	81	80	2336	455	957	.475	97	287	.338	286	351	.815	93	113	206	162	259	4	111	153	23	1293	16.0
1989-90	80	69	2277	374	786	.476	45	142	.317	239	299	.799	60	131	191	180	254	3	95	143	22	1032	12.9
Totals	238	174	6202	1099	2363	.465	168	522	.322	732	896	.817	240	316	556	404	717	12	278	399	56	3098	13.0

Playoffs

Season	G	GS	Min	FG	FGA	Pct.	3P	3PA	Pct.	FT	FTA	Pct.	Off	Def	Tot	Ast	PF	Dq	Stl	TO	Blk	Pts	Avg
1987-88	4	2	113	31	68	.456	0	9	.000	14	16	.875	8	3	11	7	16	0	6	6	1	76	19.0
1988-89	9	9	258	50	107	.467	7	28	.250	38	49	.776	13	12	25	17	21	1	8	18	1	145	16.1
1989-90	10	0	231	38	85	.447	4	10	.400	37	49	.755	11	10	21	10	41	1	9	17	3	117	11.7
Totals	23	11	602	119	260	.458	11	47	.234	89	114	.781	32	25	57	34	84	2	23	41	5	338	14.7

Nichols, Demetris • Guard • 6-8 • 216 • College: Syracuse • Born Sep. 4, 1984 in Boston, MA
Draft rights traded from Portland in exchange for 2008 second round draft choice on Jun. 28, 2007. Signed to contract on Oct. 1, 2007. Waived on Oct. 25, 2007. Signed to the first of two 10-day contracts on Mar. 6, 2009. Also played for Chicago (2007-08, 2008-09) and Cleveland (2007-08).

Regular Season

Season	G	GS	Min	FG	FGA	Pct.	3P	3PA	Pct.	FT	FTA	Pct.	Off	Def	Tot	Ast	PF	Dq	Stl	TO	Blk	Pts	Avg
2008-09	2	0	9	2	5	.400	0	1	.000	1	2	.500	0	2	2	0	0	0	0	0	1	5	2.5

Noel, Paul • Forward • 6-4 • 185 • College: Kentucky • Born Aug. 17, 1924 in Midway, KY • Died Nov. 16, 2005
Traded to Rochester for Ray Ellefson on Aug. 15, 1950. Also played for Rochester (1950-51 - 1951-52).

Regular Season

Season	G	GS	Min	FG	FGA	Pct.	3P	3PA	Pct.	FT	FTA	Pct.	Off	Def	Tot	Ast	PF	Dq	Stl	TO	Blk	Pts	Avg
1947-48	29	-	-	40	138	.290	-	-	-	19	30	.633	-	-	3	41	-	-	-	-	-	99	3.4
1948-49	47	-	-	70	277	.253	-	-	-	37	60	.617	-	-	33	84	-	-	-	-	-	177	3.8
1949-50	65	-	-	98	291	.337	-	-	-	53	87	.609	-	-	67	132	-	-	-	-	-	249	3.8
Totals	141	-	-	208	706	.295	-	-	-	109	177	.616	-	-	103	257	-	-	-	-	-	525	3.7

Playoffs

Season	G	GS	Min	FG	FGA	Pct.	3P	3PA	Pct.	FT	FTA	Pct.	Off	Def	Tot	Ast	PF	Dq	Stl	TO	Blk	Pts	Avg
1947-48	3	-	-	0	7	.000	-	-	-	0	1	.000	-	-	0	4	-	-	-	-	-	0	0.0
1948-49	4	-	-	5	12	.417	-	-	-	4	5	.800	-	-	2	12	-	-	-	-	-	14	4.7
1949-50	5	-	-	1	7	.143	-	-	-	1	3	.333	-	-	1	8	-	-	-	-	-	3	0.6
Totals	12	-	-	6	26	.231	-	-	-	5	9	.556	-	-	3	24	-	-	-	-	-	17	1.5

Nordmann, Robert (Bob) • Center • 6-10 • 255 • College: St. Louis • Born Dec. 11, 1939 in St. Louis, MO

Signed as free agent on Jan. 1, 1963. Waived in Nov. 1963. Also played for Cincinnati (1961-62), St. Louis (1962-63 - 1963-64) and Boston (1964-65).

Regular Season

Season	G	GS	Min	FG	FGA	Pct.	3P	3PA	Pct.	FT	FTA	Pct.	Off	Def	Tot	Ast	PF	Dq	Stl	TO	Blk	Pts	Avg
1962-63	26	-	729	120	239	.502	-	-	-	38	83	.458	-	-	231	39	107	6	-	-	-	278	10.7
1963-64	7	-	106	13	25	.520	-	-	-	8	14	.571	-	-	25	1	19	0	-	-	-	34	4.9
Totals	33	-	835	133	264	.504	-	-	-	46	97	.474	-	-	256	40	126	6	-	-	-	312	9.5

Norris, Martyn (Moochie) • Guard • 6-1 • 175 • College: West Florida • Born Jul. 23, 1973 in Washington, D.C.

Traded from Houston, with John Amaechi, for Clarence Weatherspoon on Dec. 30, 2003. Traded, with Vin Baker and 2006 second-round draft choice, to Houston for Maurice Taylor on Feb. 24, 2005. Also played for Vancouver (1996-97), Seattle (1988-99), Houston (1999-2000 - 2003-04, 2004-05 - 2005-06) and New Orleans/Oklahoma City (2005-06).

Regular Season

Season	G	GS	Min	FG	FGA	Pct.	3P	3PA	Pct.	FT	FTA	Pct.	Off	Def	Tot	Ast	PF	Dq	Stl	TO	Blk	Pts	Avg
2003-04	36	0	446	53	130	.408	12	35	.343	36	47	.766	8	27	35	73	35	0	28	34	3	154	4.3
2004-05	32	0	321	32	93	.344	0	12	.000	18	22	.818	9	33	42	34	42	0	17	25	2	82	2.6
Totals	68	0	767	85	223	.381	12	47	.255	54	69	.783	17	60	77	107	77	0	45	59	5	236	3.5

Oakley, Charles (Oak/Tree/Big Daddy) • Forward • 6-9 • 245 • College: Virginia Union • Born Dec. 18, 1963 in Cleveland, OH
 Traded from Chicago, with 1988 first and third-round draft choices, for Bill Cartwright and 1988 first and third-round draft choices on Jun. 27, 1988. Traded, with draft rights to Sean Marks and cash, to Toronto for Marcus Camby on Jun. 25, 1998. Also played for Chicago (1985-86 – 1987-88, 2001-02), Toronto (1998-99 – 2000-01), Washington (2002-03) and Houston (2003-04).

Regular Season

Season	G	GS	Min	FG	FGA	Pct.	3P	3PA	Pct.	FT	FTA	Pct.	Off	Def	Tot	Ast	PF	Dq	Stl	TO	Blk	Pts	Avg
1988-89	82	82	2604	426	835	.510	12	48	.250	197	255	.773	343	518	861	187	270	1	104	248	14	1061	12.9
1989-90	61	61	2196	336	641	.524	0	3	.000	217	285	.761	258	469	727	146	220	3	64	165	16	889	14.6
1990-91	76	74	2739	307	595	.516	0	2	.000	239	305	.784	305	615	920	204	288	4	62	215	17	853	11.2
1991-92	82	82	2309	210	402	.522	0	3	.000	86	117	.735	256	444	700	133	258	2	67	123	15	506	6.2
1992-93	82	82	2230	219	431	.508	0	1	.000	127	176	.722	288	420	708	126	289	5	85	124	15	565	6.9
1993-94	82	82	2932	363	760	.478	0	3	.000	243	313	.776	349	616	965	218	293	4	110	193	18	969	11.8
1994-95	50	49	1567	192	393	.489	3	12	.250	119	150	.793	155	290	445	126	179	3	60	103	7	506	10.1
1995-96	53	51	1775	211	448	.471	7	26	.269	175	210	.833	162	298	460	137	195	6	58	104	14	604	11.4
1996-97	80	80	2873	339	694	.488	5	19	.263	181	224	.808	246	535	781	221	305	4	111	171	21	864	10.8
1997-98	79	79	2734	307	698	.440	0	6	.000	97	114	.851	218	506	724	201	280	4	123	126	22	711	9.0
Totals	727	722	23959	2910	5897	.493	27	123	.220	1681	2149	.782	2580	4711	7291	1699	2577	36	844	1572	159	7528	10.4

Playoffs

Season	G	GS	Min	FG	FGA	Pct.	3P	3PA	Pct.	FT	FTA	Pct.	Off	Def	Tot	Ast	PF	Dq	Stl	TO	Blk	Pts	Avg
1988-89	9	9	299	35	73	.479	1	2	.500	16	24	.667	43	58	101	11	31	1	12	22	1	87	9.7
1989-90	10	8	336	43	84	.512	1	1	1.000	34	52	.654	39	71	110	27	33	1	11	22	2	121	12.1
1990-91	3	3	100	10	21	.476	0	0	---	3	6	.500	15	16	31	3	13	0	2	7	1	23	7.7
1991-92	12	12	354	22	58	.379	0	0	---	20	27	.741	44	64	108	8	36	0	8	15	5	64	5.3
1992-93	15	15	507	63	131	.481	0	0	---	40	55	.727	71	94	165	17	51	1	16	36	2	166	11.1
1993-94	25	25	992	125	262	.477	0	0	---	79	102	.775	116	176	292	59	87	1	35	65	5	329	13.2
1994-95	11	11	421	49	109	.450	4	10	.400	42	51	.824	31	62	93	41	42	0	19	24	6	144	13.1
1995-96	8	8	308	39	78	.500	2	6	.333	25	36	.694	28	41	69	14	33	1	8	28	0	105	13.1
1996-97	10	10	358	38	86	.442	0	1	.000	22	29	.759	23	65	88	16	37	0	22	18	3	98	9.8
1997-98	10	10	342	29	71	.408	0	0	---	23	25	.920	21	64	85	14	38	1	11	13	2	81	8.1
Totals	113	111	4017	453	973	.466	8	20	.400	304	407	.747	431	711	1142	210	401	6	144	250	27	1218	10.8

NBA All-Star

Season	Min	FG	FGA	Pct.	3P	3PA	Pct.	FT	FTA	Pct.	Off	Def	Tot	Ast	PF	Dq	Stl	TO	Blk	Pts
1994	11	1	3	.333	0	0	---	0	0	---	1	2	3	3	3	0	0	0	0	2

Oldham, Jawann • Center • 7-0 • 215 • College: Seattle • Born Jul. 4, 1957 in Chicago, IL
 Traded from Chicago for 1987 first-round draft choice and future second-round choice on Oct. 30, 1986. Traded to Sacramento for 1988 second-round draft choice on Oct. 15, 1987. Also played for Denver (1980-81), Houston (1981-82), Chicago (1982-83 – 1985-86), Sacramento (1987-88), Orlando (1989-90), L.A. Lakers (1989-90) and Indiana (1990-91).

Regular Season

Season	G	GS	Min	FG	FGA	Pct.	3P	3PA	Pct.	FT	FTA	Pct.	Off	Def	Tot	Ast	PF	Dq	Stl	TO	Blk	Pts	Avg
1986-87	44	9	776	71	174	.408	0	1	.000	31	57	.544	51	128	179	19	95	1	22	48	71	173	3.9

Orr, Louis • Forward • 6-9 • 200 • College: Syracuse • Born May 7, 1958 in Cincinnati, OH
 Signed as veteran free agent on Oct. 15, 1982; Indiana matched offer and traded from Indiana for cash and 1983 second-round draft choice on Oct. 22, 1982. Became free agent following 1987-88 season. Also played for Indiana (1980-81 – 1981-82).

Regular Season

Season	G	GS	Min	FG	FGA	Pct.	3P	3PA	Pct.	FT	FTA	Pct.	Off	Def	Tot	Ast	PF	Dq	Stl	TO	Blk	Pts	Avg
1982-83	82	14	1666	274	593	.462	0	2	.000	140	175	.800	94	134	228	94	134	0	64	93	24	688	8.4
1983-84	78	20	1640	262	572	.458	0	0	---	173	211	.820	101	127	228	61	142	0	66	95	17	697	8.9
1984-85	79	31	2452	372	766	.486	1	10	.100	262	334	.784	171	220	391	134	195	1	100	138	27	1007	12.7
1985-86	74	64	2237	330	741	.445	0	4	.000	218	278	.784	123	189	312	179	177	4	61	118	26	878	11.9
1986-87	65	8	1440	166	389	.427	1	5	.200	125	172	.727	102	130	232	110	123	0	47	70	18	458	7.0
1987-88	29	0	180	16	50	.320	0	1	.000	8	16	.500	13	21	34	9	27	0	6	14	0	40	1.4
Totals	407	137	9615	1420	3111	.456	2	22	.091	926	1186	.781	604	821	1425	587	798	5	344	528	112	3768	9.3

Playoffs

Season	G	GS	Min	FG	FGA	Pct.	3P	3PA	Pct.	FT	FTA	Pct.	Off	Def	Tot	Ast	PF	Dq	Stl	TO	Blk	Pts	Avg
1982-83	6	0	105	18	47	.383	0	0	---	10	10	1.000	8	13	21	3	10	0	5	8	4	46	7.7
1983-84	12	0	229	29	70	.414	0	0	---	15	19	.789	22	28	50	6	32	1	4	10	1	73	6.1
1987-88	2	0	3	0	1	.000	0	0	---	1	2	.500	1	2	0	0	0	0	0	0	0	1	0.5
Totals	20	0	337	47	118	.398	0	0	---	26	31	.839	31	42	73	9	42	1	9	18	5	120	6.0

Paddio, Gerald • Forward • 6-7 • 205 • College: Nevada-Las Vegas • Born Apr. 21, 1965 in Lafayette, LA
 Signed as free agent on Jan. 5, 1994. Waived on Jan. 20, 1994. Also played for Cleveland (1990-91), Seattle (1992-93), Indiana (1993-94) and Washington (1993-94).

Regular Season

Season	G	GS	Min	FG	FGA	Pct.	3P	3PA	Pct.	FT	FTA	Pct.	Off	Def	Tot	Ast	PF	Dq	Stl	TO	Blk	Pts	Avg
1993-94	3	0	8	2	5	.400	0	0	---	0	0	---	0	0	0	0	0	0	0	0	0	4	1.3

Palmer, James (Jim) • Forward/Center • 6-8 • 225 • College: Dayton • Born Jun. 8, 1933 in Keokee, VA
 Traded from Cincinnati for cash and a player to be named later on Dec. 4, 1959. Also played for Cincinnati (1958-59 - 1959-60).

Regular Season

Season	G	GS	Min	FG	FGA	Pct.	3P	3PA	Pct.	FT	FTA	Pct.	Off	Def	Tot	Ast	PF	Dq	Stl	TO	Blk	Pts	Avg
1959-60	54	-	1056	175	425	.412	-	-	-	80	119	.672	-	-	279	50	170	6	-	-	-	430	8.0
1960-61	55	-	688	125	310	.403	-	-	-	44	65	.677	-	-	179	30	128	0	-	-	-	294	5.3
Totals	109	-	1744	300	735	.408	-	-	-	124	184	.674	-	-	458	80	298	6	-	-	-	724	6.6

Palmer, John (Bud/Tiger) • Forward • 6-4 • 185 • College: Princeton • Born Sep. 14, 1921 in Hollywood, CA • Died Mar. 19, 2013
 Signed in Dec. 18, 1946.

Regular Season

Season	G	GS	Min	FG	FGA	Pct.	3P	3PA	Pct.	FT	FTA	Pct.	Off	Def	Tot	Ast	PF	Dq	Stl	TO	Blk	Pts	Avg
1946-47	42	-	-	160	521	.307	-	-	-	81	121	.669	-	-	-	34	110	-	-	-	-	401	9.5
1947-48	48	-	-	224																			

Randolph, Anthony • Forward • 6-11 • 225 • College: Louisiana State • Born Jul. 15, 1989 in Wörzbach, Germany
 Traded from Golden State, with Kelenna Azubuike and Ronny Turiaf, for David Lee on Jul. 9, 2010. Exercised fourth-year option on Oct. 24, 2010. Traded to Minnesota as part of three-team deal on Feb. 22, 2011; sent with Eddy Curry and cash considerations to Minnesota for Corey Brewer; Denver also sent Carmelo Anthony, Renaldo Balkman, Chauncey Billups, Anthony Carter and Shelden Williams to New York for Wilson Chandler, Danilo Gallinari, Raymond Felton, Timofey Mozgov, a future first-round draft selection, two future second-round selections, cash and future draft considerations; Minnesota also sent Kosta Koufos to Denver in exchange for a future second round draft pick. Also played for Golden State (2008-2009 – 2009-10), Minnesota (2010-11 – 2011-12) and Denver (2012-13).

Regular Season

Season	G	GS	Min	FG	FGA	Pct.	3P	3PA	Pct.	FT	FTA	Pct.	Off	Def	Tot	Ast	PF	Dq	Stl	TO	Blk	Pts	Avg
2010-11	17	0	127	14	45	.311	1	4	.250	6	12	.500	11	29	40	7	15	0	4	10	8	35	2.1

Randolph, Zach (Z-Bo) • Forward • 6-9 • 260 • College: Michigan State • Born Jul. 16, 1981 in Marion, IN
 Traded from Portland, with Dan Dickau and Fred Jones, for Channing Frye and Steve Francis on Jun. 28, 2007. Traded to L.A. Clippers, with Mardy Collins in exchange for Cuttino Mobley and Tim Thomas on Nov. 21, 2008. Also played for Portland (2001-02 - 2006-07), L.A. Clippers (2008-09) and Memphis (2009-10 – 2012-13).

Regular Season

Season	G	GS	Min	FG	FGA	Pct.	3P	3PA	Pct.	FT	FTA	Pct.	Off	Def	Tot	Ast	PF	Dq	Stl	TO	Blk	Pts	Avg
2007-08	69	68	2244	486	1058	.459	22	80	.275	223	289	.772	184	526	710	140	194	1	53	186	16	1217	17.6
2008-09	11	11	388	82	189	.434	7	24	.292	55	67	.821	40	97	137	15	28	0	13	23	3	226	20.5
Totals	80	79	2632	568	1247	.455	29	104	.279	278	356	.781	224	623	847	155	222	1	72	209	19	1443	18.0

Rautins, Andy • Guard • 6-4 • 190 • College: Syracuse • Born Nov. 2, 1986 in Syracuse, NY
 Selected in second round (38th pick overall) of 2010 NBA Draft. Signed to a contract on Aug. 12, 2010. Traded to Dallas on Dec. 10, 2011 as part of three-team deal; New York signed-and-traded Tyson Chandler from Dallas; Ronny Turiaf, cash considerations and a 2013 second-round draft choice traded to Washington; Dallas traded 2012 second-round draft choice to Washington and the draft rights to Ahmad Nivins and Giorgos Printezis to New York; Washington traded conditional future second-round draft choice to Dallas.

Regular Season

Season	G	GS	Min	FG	FGA	Pct.	3P	3PA	Pct.	FT	FTA	Pct.	Off	Def	Tot	Ast	PF	Dq	Stl	TO	Blk	Pts	Avg
2010-11	5	0	24	3	7	.429	1	4	.250	1	2	.500	0	1	1	3	0	0	1	7	0	8	1.6

Playoffs

Season	G	GS	Min	FG	FGA	Pct.	3P	3PA	Pct.	FT	FTA	Pct.	Off	Def	Tot	Ast	PF	Dq	Stl	TO	Blk	Pts	Avg
2010-11	Did Not Play																						

Reed, Willis (The Captain) • Center/Forward • 6-10 • 240 • College: Grambling State • Born Jun. 25, 1942 in Hico, LA
 Selected in second round (eighth pick overall) of 1964 NBA Draft. Signed on Jun. 30, 1964. Retired following 1973-74 season. Elected to Naismith Memorial Basketball Hall of Fame in 1982.

Regular Season

Season	G	GS	Min	FG	FGA	Pct.	3P	3PA	Pct.	FT	FTA	Pct.	Off	Def	Tot	Ast	PF	Dq	Stl	TO	Blk	Pts	Avg	
1964-65	80	80	3042	629	1457	.432	-	-	-	302	407	.742	-	-	1175	133	339	14	-	-	-	1560	19.5	
1965-66	76	71	2537	438	1009	.434	-	-	-	302	399	.757	-	-	883	91	323	13	-	-	-	1178	15.5	
1966-67	78	76	2824	635	1298	.489	-	-	-	358	487	.735	-	-	1136	126	293	9	-	-	-	1628	20.9	
1967-68	81	81	2879	659	1346	.490	-	-	-	367	509	.721	-	-	1073	159	343	12	-	-	-	1685	20.8	
1968-69	82	82	3108	704	1351	.521	-	-	-	325	435	.747	-	-	1191	190	314	7	-	-	-	1733	21.1	
1969-70	81	81	3089	702	1385	.507	-	-	-	351	464	.756	-	-	1126	161	287	2	-	-	-	1755	21.7	
1970-71	73	72	2855	614	1330	.462	-	-	-	299	381	.785	-	-	1003	148	228	1	-	-	-	1527	20.9	
1971-72	11	9	363	60	137	.438	-	-	-	27	39	.692	-	-	96	22	30	0	-	-	-	147	13.4	
1972-73	69	44	1876	334	705	.474	-	-	-	92	124	.742	-	-	590	126	205	0	-	-	-	760	11.0	
1973-74	19	17	500	84	184	.457	-	-	-	42	53	.792	47	94	141	30	49	0	12	-	-	210	11.1	
Totals	650	613	23073	4859	10202	.476	-	-	-	2465	3298	.747	47	94	8414	1186	2411	58	12	-	-	21121	183	17.8

Playoffs

Season	G	GS	Min	FG	FGA	Pct.	3P	3PA	Pct.	FT	FTA	Pct.	Off	Def	Tot	Ast	PF	Dq	Stl	TO	Blk	Pts	Avg	
1966-67	4	4	148	43	80	.538	-	-	-	24	25	.960	-	-	55	7	19	1	-	-	-	110	27.5	
1967-68	6	6	210	53	98	.541	-	-	-	22	30	.733	-	-	62	11	24	1	-	-	-	128	21.3	
1968-69	10	10	429	101	198	.510	-	-	-	55	70	.786	-	-	141	19	40	1	-	-	-	257	25.7	
1969-70	18	18	732	178	378	.471	-	-	-	70	95	.737	-	-	248	51	60	0	-	-	-	426	23.7	
1970-71	12	12	504	81	196	.413	-	-	-	26	39	.667	-	-	144	27	41	0	-	-	-	188	15.7	
1971-72	Did Not Play - Injured																							
1972-73	17	17	486	97	208	.466	-	-	-	18	21	.857	-	-	129	30	65	1	-	-	-	212	12.5	
1973-74	11	11	132	17	45	.378	-	-	-	3	5	.600	4	18	22	4	26	0	2	-	-	0	37	3.4
Totals	78	78	2641	570	1203	.474	-	-	-	218	285	.765	4	18	801	149	275	4	2	-	-	0	1358	17.4

NBA All-Star

Season	G	GS	Min	FG	FGA	Pct.	3P	3PA	Pct.	FT	FTA	Pct.	Off	Def	Tot	Ast	PF	Dq	Stl	TO	Blk	Pts	Avg
1965	25	3	11	.273	-	-	-	-	-	1	2	.500	-	-	5	1	2	0	-	-	-	7	
1966	23	7	11	.636	-	-	-	-	-	2	2	1.000	-	-	8	1	3	0	-	-	-	16	
1967	17	2	6	.333	-	-	-	-	-	0	0	---	-	-	9	1	0	0	-	-	-	4	
1968	25	7	14	.500	-	-	-	-	-	2	3	.667	-	-	8	1	4	0	-	-	-	16	
1969	14	5	8	.625	-	-	-	-	-	4	2	2.000	-	-	4	2	2	0	-	-	-	10	
1970	30	9	18	.500	-	-	-	-	-	3	3	1.000	-	-	11	0	6	1	-	-	-	21	
1971	27	5	16	.313	-	-	-	-	-	4	6	.667	-	-	13	1	3	0	-	-	-	14	
Totals	161	38	84	.452	-	-	-	-	-	12	16	.750	-	-	58	7	20	1	-	-	-	88	

Reid, Herman (J.R.) • Forward • 6-10 • 250 • College: North Carolina • Born Mar. 31, 1968 in Virginia Beach, VA
 Traded from San Antonio, with Brad Lohaus and 1996 first-round draft choice, for Charles Smith and Monty Williams on Feb. 8, 1996. Became free agent following 1995-96 season. Renounced free agent rights on Jul. 14, 1996. Also played for Charlotte (1989-90 – 1992-93, 1997-98 – 1998-99), San Antonio (1992-93 – 1995-96), L.A. Lakers (1998-99), Milwaukee (1999-2000) and Cleveland (2000-01).

Regular Season

Season	G	GS	Min	FG	FGA	Pct.	3P	3PA	Pct.	FT	FTA	Pct.	Off	Def	Tot	Ast	PF	Dq	Stl	TO	Blk	Pts	Avg
1995-96	33	16	670	88	160	.550	0	0	---	43	55	.782	38	94	132	28	89	0	18	30	7	219	6.6

Playoffs

Season	G	GS	Min	FG	FGA	Pct.	3P	3PA	Pct.	FT	FTA	Pct.	Off	Def	Tot	Ast	PF	Dq	Stl	TO	Blk	Pts	Avg
1995-96	1	0	7	1	1	1.000	0	0	---	0	0	---	0	1	1	1	2	0	0	1	0	2	2.0

Rice, Glen (G-Money) • Forward • 6-8 • 200 • College: Michigan • Born May 28, 1967 in Jacksonville, AR
 Traded from L.A. Lakers, with Travis Knight and 2001 first-round draft choice, as part of four-team deal on Sep. 20, 2000; New York sent Patrick Ewing to Seattle and Chris Dudley and 2001 first-round draft choice to Phoenix; Phoenix sent Luc Longley to New York; Seattle sent Vladimir Stepania, Lazaro Borrell, Vernon Maxwell, 2001 first-round draft choice and two second-round draft choices to New York. Traded to Houston, with future considerations, as part of three-team deal on Aug. 10, 2001; Dallas sent Howard Easley to New York and the draft rights to Kyle Hill to Houston; Houston sent Shandon Anderson to New York; New York sent Tyrone Bogues to Dallas; Houston received future considerations from New York and Dallas to complete trade on Aug. 17, 2001. Also played for Miami (1989-90 – 1994-95), Charlotte (1995-96 – 1997-98), L.A. Lakers (1998-99 – 1999-2000), Houston (2001-02 - 2002-03) and L.A. Clippers (2003-04).

Regular Season

Season	G	GS	Min	FG	FGA	Pct.	3P	3PA	Pct.	FT	FTA	Pct.	Off	Def	Tot	Ast	PF	Dq	Stl	TO	Blk	Pts	Avg
2000-01	75	25	2212	331	752	.440	82	211	.389	155	182	.852	61	246	307	89	179	1	41	96	13	899	12.0

Playoffs

Season	G	GS	Min	FG	FGA	Pct.	3P	3PA	Pct.	FT	FTA	Pct.	Off	Def	Tot	Ast	PF	Dq	Stl	TO	Blk	Pts	Avg
2000-01	5	0	144	24	52	.462	6	14	.429	7	8	.875	3	19	22	3	10	0	3	7	1	61	12.2

Richardson, Micheal Ray (Sugar) • Guard • 6-5 • 195 • College: Montana • Born Apr. 11, 1955 in Lubbock, TX
 Selected in first round (fourth pick overall) of 1978 NBA Draft. Traded to Golden State, with 1984 fifth-round draft choice, for Bernard King on Oct. 22, 1982. Also played for Golden State (1982-83) and New Jersey (1982-83 – 1985-86). **Known as Michael Ray Richardson**

Regular Season

Riker, Thomas (Tom) • Center/Forward • 6-10 • 225 • College: South Carolina • Born Feb. 28, 1950 in Rockville Centre, NY
 Selected in first round (eighth pick overall) of 1972 NBA Draft. Waived on Jan. 31, 1973. Signed from Allentown of Eastern League in Nov. 1973. Waived on Sep. 6, 1974. Signed as free agent on Oct. 3, 1974. Waived on Oct. 22, 1975.

Regular Season

Season	G	GS	Min	FG	FGA	Pct.	3P	3PA	Pct.	FT	FTA	Pct.	Off	Def	Tot	Ast	PF	Dq	Stl	TO	Blk	Pts	Avg
1972-73	14	0	65	10	24	.417	-	-	-	15	24	.625	-	-	16	2	15	0	-	-	-	35	2.5
1973-74	17	0	57	13	29	.448	-	-	-	12	17	.706	9	6	15	3	6	0	0	-	0	38	2.2
1974-75	51	1	483	53	147	.361	-	-	-	46	82	.561	40	67	107	19	64	0	15	-	5	152	3.0
Totals	82	1	605	76	200	.380	-	-	-	73	123	.593	49	73	138	24	85	0	15	-	5	225	2.7

Playoffs

Season	G	GS	Min	FG	FGA	Pct.	3P	3PA	Pct.	FT	FTA	Pct.	Off	Def	Tot	Ast	PF	Dq	Stl	TO	Blk	Pts	Avg
1974-75	1	0	8	1	2	.500	-	-	-	0	0	—	1	1	2	1	1	0	0	-	0	2	2.0

Riordan, Michael (Mike/Bags) • Guard • 6-4 • 200 • College: Providence • Born Jul. 9, 1945 in New York, NY
 Selected in 12th round (128th pick overall) of 1967 NBA Draft. Traded to Baltimore, with Dave Stallworth and cash, for Earl Monroe on Nov. 10, 1971. Also played for Baltimore/Capital/Washington (1971-72 – 1976-77).

Regular Season

Season	G	GS	Min	FG	FGA	Pct.	3P	3PA	Pct.	FT	FTA	Pct.	Off	Def	Tot	Ast	PF	Dq	Stl	TO	Blk	Pts	Avg
1968-69	54	1	397	49	144	.340	-	-	-	28	42	.667	-	-	57	46	93	1	-	-	-	126	2.3
1969-70	81	5	1677	255	549	.464	-	-	-	114	165	.691	-	-	194	201	192	1	-	-	-	624	7.7
1970-71	82	2	1320	162	388	.418	-	-	-	67	108	.620	-	-	169	121	151	0	-	-	-	391	4.8
1971-72	4	0	33	4	11	.364	-	-	-	0	1	.000	-	-	1	2	2	0	-	-	-	8	2.0
Totals	221	8	3427	470	1092	.430	-	-	-	209	316	.661	-	-	421	370	438	2	-	-	-	1149	5.2

Playoffs

Season	G	GS	Min	FG	FGA	Pct.	3P	3PA	Pct.	FT	FTA	Pct.	Off	Def	Tot	Ast	PF	Dq	Stl	TO	Blk	Pts	Avg
1968-69	10	0	108	20	39	.513	-	-	-	12	16	.750	-	-	17	3	27	0	-	-	-	52	5.2
1969-70	19	0	296	53	109	.486	-	-	-	25	35	.714	-	-	46	27	33	0	-	-	-	131	6.9
1970-71	12	0	168	20	52	.385	-	-	-	6	8	.750	-	-	30	9	26	0	-	-	-	46	3.8
Totals	41	0	572	93	200	.465	-	-	-	43	59	.729	-	-	93	39	86	0	-	-	-	229	5.6

Ritter, Goebel (Tex) • Guard • 6-2 • 185 • College: Eastern Kentucky • Born Feb. 26, 1924 in Richmond, KY • Died Oct. 15, 2004
 Selected in 1948 BAA Draft.

Regular Season

Season	G	GS	Min	FG	FGA	Pct.	3P	3PA	Pct.	FT	FTA	Pct.	Off	Def	Tot	Ast	PF	Dq	Stl	TO	Blk	Pts	Avg
1948-49	55	-	123	353	348	-	-	-	-	91	146	.623	-	-	57	71	-	-	-	-	-	337	6.1
1949-50	62	-	100	297	337	-	-	-	-	125	176	.710	-	-	51	101	-	-	-	-	-	325	5.2
1950-51	34	-	39	103	379	-	-	-	-	49	71	.690	-	-	65	37	52	1	-	-	-	127	3.7
Totals	151	-	262	753	348	-	-	-	-	265	393	.674	-	-	165	145	224	1	-	-	-	789	5.2

Playoffs

Season	G	GS	Min	FG	FGA	Pct.	3P	3PA	Pct.	FT	FTA	Pct.	Off	Def	Tot	Ast	PF	Dq	Stl	TO	Blk	Pts	Avg
1948-49	5	-	10	33	303	-	-	-	-	11	20	.550	-	-	2	15	0	-	-	-	-	31	6.2
1949-50	5	-	10	33	303	-	-	-	-	25	28	.893	-	-	8	22	1	-	-	-	-	45	9.0
1950-51	3	-	1	5	200	-	-	-	-	1	1	1.000	-	-	2	0	5	0	-	-	-	3	1.0
Totals	13	-	21	71	296	-	-	-	-	37	49	.755	-	-	2	10	42	1	-	-	-	79	6.1

Rivers, Glenn (Doc) • Guard • 6-4 • 210 • College: Marquette • Born Oct. 13, 1961 in Chicago, IL
 Traded from L.A. Clippers, with Charles Smith and Bo Kimble, on Sep. 22, 1992 in three-team deal; L.A. Clippers received Mark Jackson and 1995 second-round draft choice from New York and Stanley Roberts from Orlando; Orlando received 1993 first-round draft choice from New York and worst of L.A. Clippers two first round draft choices in either 1993 or 1994. Waived on Dec. 15, 1994. Also played for Atlanta (1983-84 – 1990-91), L.A. Clippers (1991-92) and San Antonio (1994-95 – 1995-96).

Regular Season

Season	G	GS	Min	FG	FGA	Pct.	3P	3PA	Pct.	FT	FTA	Pct.	Off	Def	Tot	Ast	PF	Dq	Stl	TO	Blk	Pts	Avg
1992-93	77	45	1886	216	494	.437	39	123	.317	133	162	.821	26	166	192	405	215	2	123	114	9	604	7.8
1993-94	19	19	499	55	127	.433	19	52	.365	14	22	.636	4	35	39	100	44	0	25	29	5	143	7.5
1994-95	3	0	47	4	13	.308	3	5	.600	8	11	.727	2	7	9	8	8	1	4	4	0	19	6.3
Totals	99	64	2432	275	634	.434	61	180	.339	155	195	.795	32	208	240	513	267	3	152	147	14	766	7.7

Playoffs

Season	G	GS	Min	FG	FGA	Pct.	3P	3PA	Pct.	FT	FTA	Pct.	Off	Def	Tot	Ast	PF	Dq	Stl	TO	Blk	Pts	Avg
1992-93	15	15	458	48	106	.453	11	31	.355	46	60	.767	6	33	39	86	44	0	29	30	1	153	10.2
1993-94																							
Totals	15	15	458	48	106	.453	11	31	.355	46	60	.767	6	33	39	86	44	0	29	30	1	153	10.2

Roberson, Anthony (Peep) • Guard • 6-2 • 195 • College: Florida • Born Feb. 14, 1983 in Saginaw, MI
 Signed as free agent on Jul. 24, 2008. Traded to Chicago, with Jerome James and Tim Thomas, in exchange for Larry Hughes on Feb. 19, 2009. Also played for Memphis (2005-06), Golden State (2006-07) and Chicago (2008-09).

Regular Season

Season	G	GS	Min	FG	FGA	Pct.	3P	3PA	Pct.	FT	FTA	Pct.	Off	Def	Tot	Ast	PF	Dq	Stl	TO	Blk	Pts	Avg
2008-09	23	0	253	39	103	.379	24	71	.338	5	5	1.000	4	11	15	19	18	0	10	7	1	107	4.7

Robinson, Larry • Forward/Guard • 6-5 • 180 • College: Centenary • Born Jan. 11, 1968 in Bossier City, LA
 Signed as free agent on Oct. 1, 2001. Became free agent following 2001-02 season. Also played for Washington (1990-91, 1992-93), Golden State (1990-91), Boston (1991-92), Houston (1993-93), Vancouver (1997-98), Atlanta (2000-01) and Cleveland (2000-01).

Regular Season

Season	G	GS	Min	FG	FGA	Pct.	3P	3PA	Pct.	FT	FTA	Pct.	Off	Def	Tot	Ast	PF	Dq	Stl	TO	Blk	Pts	Avg
2001-02	2	0	10	1	4	.250	1	2	.500	0	0	—	0	2	2	0	1	0	0	0	0	3	1.5

Robinson, Leonard (Truck) • Forward • 6-7 • 225 • College: Tennessee State • Born Oct. 4, 1951 in Jacksonville, FL
 Traded from Phoenix for Maurice Lucas on Jul. 7, 1982. Became free agent following 1984-85 season. Also played for Washington (1974-75 – 1976-77), Atlanta (1976-77), New Orleans (1977-78 – 1978-79) and Phoenix (1978-79 – 1981-82).

Regular Season

Season	G	GS	Min	FG	FGA	Pct.	3P	3PA	Pct.	FT	FTA	Pct.	Off	Def	Tot	Ast	PF	Dq	Stl	TO	Blk	Pts	Avg
1982-83	81	76	2426	326	706	.462	0	0	—	118	201	.587	199	458	657	145	241	4	57	190	24	770	9.5
1983-84	65	63	2135	284	581	.489	0	0	—	133	206	.646	171	374	545	94	217	6	43	160	27	701	10.8
1984-85	2	1	35	2	5	.400	0	0	—	0	2	.000	6	3	9	3	3	0	2	5	3	4	2.0
Totals	148	140	4596	612	1292	.474	0	0	—	251	409	.614	376	835	1211	242	461	10	102	355	54	1475	10.0

Playoffs

Season	G	GS	Min	FG	FGA	Pct.	3P	3PA	Pct.	FT	FTA	Pct.	Off	Def	Tot	Ast	PF	Dq	Stl	TO	Blk	Pts	Avg
1982-83	6	6	205	39	73	.534	0	0	—	16	28	.571	21	45	66	13	25	1	10	14	2	94	15.7
1983-84	12	12	362	38	74	.514	0	0	—	9	15	.600	31	66	97	7	41	2	7	27			

Rosenstein, Henry (Hank) • Forward • 6-4 • 185 • College: CCNY • Born Jun. 16, 1920 in Brooklyn, NY • Died Feb. 27, 2010
Member of Original 1946-47 Knicks. Also played for Providence (1946-47).

Regular Season

Season	G	GS	Min	FG	FGA	Pct.	3P	3PA	Pct.	FT	FTA	Pct.	Off	Def	Tot	Ast	PF	Dq	Stl	TO	Blk	Pts	Avg
1946-47	31	-	-	38	145	.262	-	-	-	57	95	.600	-	-	-	19	-	-	-	-	-	133	4.3

Rothenberg, Irwin (Irv) • Center • 6-8 • 215 • College: Long Island University • Born Dec. 31, 1921 in The Bronx, NY • Died Jul. 18, 2009
Purchased from St. Louis on Oct. 25, 1948. Also played for Cleveland (1946-47), Washington (1947-48), Baltimore (1947-48) and St. Louis (1947-48).

Regular Season

Season	G	GS	Min	FG	FGA	Pct.	3P	3PA	Pct.	FT	FTA	Pct.	Off	Def	Tot	Ast	PF	Dq	Stl	TO	Blk	Pts	Avg
1948-49	53	-	-	101	367	.275	-	-	-	112	174	.644	-	-	-	68	174	-	-	-	-	314	5.9

Playoffs

Season	G	GS	Min	FG	FGA	Pct.	3P	3PA	Pct.	FT	FTA	Pct.	Off	Def	Tot	Ast	PF	Dq	Stl	TO	Blk	Pts	Avg
1948-49	6	-	-	4	19	.211	-	-	-	2	10	.200	-	-	-	2	12	0	-	-	-	10	1.7

Rudd, John • Forward • 6-7 • 230 • College: McNeese State • Born Aug. 7, 1955 in DeRidder, LA
Selected in second round (32nd pick overall) of 1978 NBA Draft. Became free agent following 1978-79 season.

Regular Season

Season	G	GS	Min	FG	FGA	Pct.	3P	3PA	Pct.	FT	FTA	Pct.	Off	Def	Tot	Ast	PF	Dq	Stl	TO	Blk	Pts	Avg
1978-79	58	3	723	59	133	.444	-	-	-	66	93	.710	69	98	167	35	95	1	17	59	8	184	3.2

Rudometkin, John (Rudo The Hard-Nosed Trojan) • Forward • 6-6 • 205 • College: Southern California • Born Jun. 6, 1940 in Santa Maria, CA
Selected in second round (ninth pick overall) of 1962 NBA Draft. Signed on May 23, 1962. Waived on Oct. 31, 1964. Also played for San Francisco (1964-65).

Regular Season

Season	G	GS	Min	FG	FGA	Pct.	3P	3PA	Pct.	FT	FTA	Pct.	Off	Def	Tot	Ast	PF	Dq	Stl	TO	Blk	Pts	Avg
1962-63	56	-	572	108	307	.352	-	-	-	73	95	.768	-	-	149	30	58	0	-	-	-	289	5.2
1963-64	52	-	696	154	326	.472	-	-	-	87	116	.750	-	-	164	26	86	0	-	-	-	395	7.6
1964-65	1	0	22	3	8	.375	-	-	-	0	0	—	-	-	7	0	5	0	-	-	-	6	6.0
Totals	109	0	1290	265	641	.413	-	-	-	160	211	.758	-	-	320	56	149	0	-	-	-	690	6.3

Russell, Cazzie (Snazzy) • Forward • 6-5 • 220 • College: Michigan • Born Jun. 7, 1944 in Chicago, IL
Selected in first round (first overall pick) of 1966 NBA Draft. Signed on Sep. 12, 1966. Traded to San Francisco for Jerry Lucas on May 7, 1971. Also played for Golden State (1971-72 – 1973-74), L.A. Lakers (1974-75 – 1976-77) and Chicago (1977-78).

Regular Season

Season	G	GS	Min	FG	FGA	Pct.	3P	3PA	Pct.	FT	FTA	Pct.	Off	Def	Tot	Ast	PF	Dq	Stl	TO	Blk	Pts	Avg
1966-67	77	25	1696	344	789	.436	-	-	-	179	228	.785	-	-	251	187	174	1	-	-	-	867	11.3
1967-68	82	45	2296	551	1192	.462	-	-	-	282	349	.808	-	-	374	195	223	2	-	-	-	1384	16.9
1968-69	50	46	1645	362	804	.450	-	-	-	191	240	.796	-	-	209	115	140	1	-	-	-	915	18.3
1969-70	78	18	1563	385	773	.498	-	-	-	124	160	.775	-	-	236	135	137	0	-	-	-	894	11.5
1970-71	57	15	1056	216	504	.429	-	-	-	92	119	.773	-	-	192	77	74	0	-	-	-	524	9.2
Totals	344	149	8256	1858	4062	.457	-	-	-	868	1096	.792	-	-	1262	709	748	4	-	-	-	4584	13.3

Playoffs

Season	G	GS	Min	FG	FGA	Pct.	3P	3PA	Pct.	FT	FTA	Pct.	Off	Def	Tot	Ast	PF	Dq	Stl	TO	Blk	Pts	Avg
1966-67	4	0	89	26	66	.394	-	-	-	10	13	.769	-	-	19	11	16	1	-	-	-	62	15.5
1967-68	6	4	209	55	98	.561	-	-	-	20	24	.833	-	-	23	10	16	0	-	-	-	130	21.7
1968-69	5	0	36	5	21	.238	-	-	-	2	2	1.000	-	-	5	1	4	0	-	-	-	12	2.4
1969-70	19	0	306	80	165	.485	-	-	-	18	19	.947	-	-	47	16	31	0	-	-	-	178	9.4
1970-71	11	0	120	25	64	.391	-	-	-	12	12	1.000	-	-	22	8	14	0	-	-	-	62	5.6
Totals	45	4	760	191	414	.461	-	-	-	62	70	.886	-	-	116	46	81	1	-	-	-	444	9.9

Russell, Michael (Campy) • Forward • 6-8 • 215 • College: Michigan • Born Jan. 12, 1952 in Jackson, TN
Traded from Cleveland in three-team deal on Sep. 25, 1980; New York sent Joe C. Meriweather and 1981 first-round draft choice to Kansas City; Kansas City sent Bill Robinson to Cleveland. Traded to Cleveland for 1985 conditional second-round draft choice on Sep. 29, 1984. Also played for Cleveland (1974-75 – 1979-80, 1984-85).

Regular Season

Season	G	GS	Min	FG	FGA	Pct.	3P	3PA	Pct.	FT	FTA	Pct.	Off	Def	Tot	Ast	PF	Dq	Stl	TO	Blk	Pts	Avg
1980-81	79	79	2865	508	1095	.464	8	26	.308	268	343	.781	109	244	353	257	248	2	99	212	8	1292	16.4
1981-82	77	63	2358	410	858	.478	25	57	.439	228	294	.776	86	150	236	284	221	1	77	195	12	1073	13.9
1982-83																							
1983-84																							
Totals	156	142	5223	918	1953	.470	33	83	.398	496	637	.779	195	394	589	541	469	3	176	407	20	2365	15.2

Playoffs

Season	G	GS	Min	FG	FGA	Pct.	3P	3PA	Pct.	FT	FTA	Pct.	Off	Def	Tot	Ast	PF	Dq	Stl	TO	Blk	Pts	Avg
1980-81	2	2	89	15	34	.441	0	2	.000	16	17	.941	1	8	9	9	9	0	4	8	1	46	23.0

Samb, Cheikh • Center • 7-1 • 245 • College: none • Born Oct. 22, 1984 in Dakar, Senegal
Signed to the first of two 10-day contracts on Mar. 2, 2009. Became free agent following 2008-09 season. Also played for Detroit (2007-08), Denver (2008-09) and L.A. Clippers (2008-09).

Regular Season

Season	G	GS	Min	FG	FGA	Pct.	3P	3PA	Pct.	FT	FTA	Pct.	Off	Def	Tot	Ast	PF	Dq	Stl	TO	Blk	Pts	Avg
2008-09	2	0	8	0	3	.000	0	0	—	0	2	.000	1	1	2	0	0	0	0	0	0	0	0.0

Santini, Robert (Bob) • Forward • 6-5 • 191 • College: Iona • Born Feb. 17, 1932 in The Bronx, NY
Selected in fifth round of 1953 NBA Draft. Waived on Nov. 19, 1955.

Regular Season

Season	G	GS	Min	FG	FGA	Pct.	3P	3PA	Pct.	FT	FTA	Pct.	Off	Def	Tot	Ast	PF	Dq	Stl	TO	Blk	Pts	Avg
1955-56	4	-	23	5	10	.500	-	-	-	1	2	.500	-	-	3	1	4	0	-	-	-	11	2.8

Scales, DeWayne (Hot Man) • Forward • 6-9 • 208 • College: Louisiana State • Born Dec. 28, 1958 in Dallas, TX
Selected in second round (36th pick overall) of 1980 NBA Draft. Waived on Nov. 10, 1981. Signed as free agent on Jul. 27, 1982. Waived in Oct. 1982. Also played for Washington (1983-84).

Regular Season

Season	G	GS	Min	FG	FGA	Pct.	3P	3PA	Pct.	FT	FTA	Pct.	Off	Def	Tot	Ast	PF	Dq	Stl	TO	Blk	Pts	Avg
1980-81	44	7	484	94	225	.418	1	6	.167	26	39	.667	47	85	132	10	54	0	12	30	4	215	4.9
1981-82	3	0	24	1	5	.200	0	0	—	1	2	.500	2	3	5	0	3	0	1	2	1	3	1.0
Totals	47	7	508	95	230	.413	1	6	.167	27	41	.659	49	88	137	10	57	0	13	32	5	218	4.6

Schaus, Frederick (Fred) • Forward • 6-5 • 210 • College: West Virginia • Born Jun. 30, 1925 in Newark, OH • Died Feb. 10, 2010
Purchased from Fort Wayne on Dec. 29, 1953. Also played for Fort Wayne (1949-50 -1953-54).

Regular Season

Season	G	GS	Min	FG	FGA	Pct.	3P	3PA	Pct.	FT	FTA	Pct.	Off	Def	Tot	Ast	PF	Dq	Stl	TO	Blk	Pts	Avg
1953-54	67	-	1515	161	415	.388	-	-	-	153	195	.785	-	-	267	109	-	-	-	-	-	475	7.1

Playoffs

Season	G	GS	Min	FG	FGA	Pct.	3P	3PA	Pct.	FT	FTA	Pct.	Off	Def	Tot	Ast	PF	Dq	Stl	TO	Blk	Pts	Avg
1953-54	4	3	119	7	25	.280	-	-	-	14	15	.933	-	-	12	8	18	2	-	-	-	28	7.0

Schechtman, Benjamin (Ossie) • Guard • 6-0 • 175 • College: Long Island U. • Born May 30, 1919 in New Brunswick, NJ • Died Jul. 30, 2013
Member of Original 1946-47 Knicks. Signed on Jul. 30, 1946.

Sears, Kenneth (Kenny/Big Cat) • Forward • 6-9 • 200 • College: Santa Clara • Born Aug. 17, 1933 in Watsonville, CA
 Selected in first round (fifth overall) of 1955 NBA Draft. Re-signed on Sep. 10, 1956, Jul. 22, 1957 & Jun. 23, 1958 & Sep. 17, 1962. Re-signed in May 1962 following dismissal of antitrust suit filed versus Knicks and NBA. Traded, with Willie Naulls, to San Francisco for Tom Gola on Dec. 5, 1962. Also played for San Francisco (1962-63 - 1963-64).

Regular Season																							
Season	G	GS	Min	FG	FGA	Pct.	3P	3PA	Pct.	FT	FTA	Pct.	Off	Def	Tot	Ast	PF	Dq	Stl	TO	Blk	Pts	Avg
1955-56	70	-	2069	319	728	.438	-	-	-	258	324	.796	-	-	616	114	201	4	-	-	-	896	12.8
1956-57	72	-	2516	343	821	.418	-	-	-	383	485	.790	-	-	614	101	226	2	-	-	-	1069	14.8
1957-58	72	-	2685	445	1014	.439	-	-	-	452	550	.822	-	-	785	126	251	7	-	-	-	1342	18.6
1958-59	71	-	2498	491	1002	.490	-	-	-	506	588	.861	-	-	658	136	237	7	-	-	-	1488	21.0
1959-60	64	-	2103	412	863	.477	-	-	-	363	418	.868	-	-	489	127	191	2	-	-	-	1187	18.5
1960-61	52	-	1396	241	568	.424	-	-	-	268	325	.825	-	-	293	102	165	6	-	-	-	750	14.4
1962-63	23	-	359	48	92	.522	-	-	-	26	46	.565	-	-	67	40	29	0	-	-	-	122	5.3
Totals	424	-	13626	2299	5088	.452	-	-	-	3522	746	1300	.825	-	3522	746	1300	28	-	-	-	6854	16.2

Playoffs																							
Season	G	GS	Min	FG	FGA	Pct.	3P	3PA	Pct.	FT	FTA	Pct.	Off	Def	Tot	Ast	PF	Dq	Stl	TO	Blk	Pts	Avg
1958-59	2	2	64	10	27	.370	-	-	-	13	15	.867	-	-	17	6	6	0	-	-	-	33	16.5

NBA All-Star																					
Season	Min	FG	FGA	Pct.	3P	3PA	Pct.	FT	FTA	Pct.	Off	Def	Tot	Ast	PF	Dq	Stl	TO	Blk	Pts	
1958	14	4	8	.500	-	-	-	4	5	.800	-	-	4	5	800	-	-	-	-	-	12
1959	26	5	9	.556	-	-	-	5	5	1.000	-	-	8	1	4	0	-	-	-	15	
Totals	40	9	17	.529	-	-	-	9	10	.900	-	-	9	1	5	0	-	-	-	27	

Selvy, Franklin (Frank/Fab) • Guard • 6-3 • 180 • College: Furman • Born Nov. 9, 1932 in Corbin, KY
 Traded from St. Louis for a 1959 second-round draft choice on Oct. 22, 1958. Signed on Aug. 31, 1959. Waived on Oct. 25, 1959. Also played for Baltimore (1954-55), Milwaukee (1954-55), St. Louis (1955-56 - 1957-58), Minneapolis (1957-58, 1959-60), Syracuse (1959-60) and L.A. Lakers (1960-61 - 1963-64).

Regular Season																							
Season	G	GS	Min	FG	FGA	Pct.	3P	3PA	Pct.	FT	FTA	Pct.	Off	Def	Tot	Ast	PF	Dq	Stl	TO	Blk	Pts	Avg
1958-59	68	-	1448	233	605	.385	-	-	-	201	262	.767	-	-	248	96	113	1	-	-	-	667	9.8

Playoffs																							
Season	G	GS	Min	FG	FGA	Pct.	3P	3PA	Pct.	FT	FTA	Pct.	Off	Def	Tot	Ast	PF	Dq	Stl	TO	Blk	Pts	Avg
1958-59	2	0	43	10	20	.500	-	-	-	9	11	.818	-	-	4	3	6	0	-	-	-	29	14.5

Sene, Mouhamed • Center • 6-11 • 230 • College: none • Born May 12, 1986 in Thies, Senegal
 Signed as free agent on Apr. 9, 2009. Waived on Jul. 31 2009. Also played for Seattle/Oklahoma City (2006-07 – 2008-09).

Regular Season																							
Season	G	GS	Min	FG	FGA	Pct.	3P	3PA	Pct.	FT	FTA	Pct.	Off	Def	Tot	Ast	PF	Dq	Stl	TO	Blk	Pts	Avg
2008-09	1	0	6	1	2	.500	0	0	---	1	1	1.000	2	3	5	0	0	0	0	1	1	3	3.0

Shavlik, Ronald (Ron) • Forward • 6-8 • 200 • College: North Carolina State • Born Dec. 4, 1933 in Denver, CO • Died Jun. 27, 1983
 Selected in first round (fourth overall) of 1956 NBA Draft. Signed on Jun. 18, 1956 and Sep. 17, 1957.

Regular Season																							
Season	G	GS	Min	FG	FGA	Pct.	3P	3PA	Pct.	FT	FTA	Pct.	Off	Def	Tot	Ast	PF	Dq	Stl	TO	Blk	Pts	Avg
1956-57	7	-	72	4	22	.182	-	-	-	2	5	.400	-	-	22	0	12	0	-	-	-	10	1.4
1957-58	1	-	2	0	1	.000	-	-	-	0	0	---	-	-	1	0	0	0	-	-	-	0	0.0
Totals	8	-	74	4	23	.174	-	-	-	2	5	.400	-	-	23	0	12	0	-	-	-	10	1.3

Shelton, Lonnie • Forward • 6-8 • 255 • College: Oregon State • Born Oct. 19, 1955 in Bakersfield, CA
 Selected in second round (25th pick overall) of 1976 NBA Draft. Awarded to Seattle, with 1979 first-round draft choice and cash on Sep. 29, 1978 as compensation for signing veteran free agent Marvin Webster; received 1981 first-round draft choice and cash as part of transaction. Also played for Seattle (1978-79) and Cleveland (1983-84 – 1985-86).

Regular Season																							
Season	G	GS	Min	FG	FGA	Pct.	3P	3PA	Pct.	FT	FTA	Pct.	Off	Def	Tot	Ast	PF	Dq	Stl	TO	Blk	Pts	Avg
1976-77	82	57	2104	398	836	.476	-	-	-	159	225	.707	220	413	633	149	363	10	125	-	98	955	11.6
1977-78	82	45	2319	508	988	.514	-	-	-	203	276	.736	204	376	580	195	350	11	109	228	112	1219	14.9
Totals	164	102	4423	906	1824	.497	-	-	-	362	501	.723	424	789	1213	344	713	21	234	228	210	2174	13.3

Playoffs																							
Season	G	GS	Min	FG	FGA	Pct.	3P	3PA	Pct.	FT	FTA	Pct.	Off	Def	Tot	Ast	PF	Dq	Stl	TO	Blk	Pts	Avg
1977-78	6	4	151	30	56	.536	-	-	-	6	8	.750	18	26	44	17	29	1	2	14	5	66	11.0

Sherod, Edmund (Ed) • Guard • 6-2 • 170 • College: Virginia Commonwealth • Born Sep. 13, 1959 in Richmond, VA
 Traded from New Jersey for 1983 third-round draft choice on Sep. 30, 1982. Waived in Jun. 1983. Also played for New Jersey (1981-82).

Regular Season																							
Season	G	GS	Min	FG	FGA	Pct.	3P	3PA	Pct.	FT	FTA	Pct.	Off	Def	Tot	Ast	PF	Dq	Stl	TO	Blk	Pts	Avg
1982-83	64	37	1624	171	421	.406	1	13	.077	52	80	.650	43	106	149	311	112	2	96	104	14	395	6.2

Playoffs																							
Season	G	GS	Min	FG	FGA	Pct.	3P	3PA	Pct.	FT	FTA	Pct.	Off	Def	Tot	Ast	PF	Dq	Stl	TO	Blk	Pts	Avg
1982-83	4	0	15	1	4	.250	0	0	---	0	0	---	0	1	1	3	2	0	1	0	2	0.5	

Short, Eugene • Forward • 6-6 • 200 • College: Jackson State • Born Aug. 7, 1953 in Macon, MS
 Selected in first round (ninth pick overall) of 1975 NBA Draft. Traded to Seattle, with cash and option for future draft choice, for Spencer Haywood on Oct. 24, 1975. Signed as free agent on Nov. 26, 1975. Also played for Seattle (1975-76).

Regular Season																							
Season	G	GS	Min	FG	FGA	Pct.	3P	3PA	Pct.	FT	FTA	Pct.	Off	Def	Tot	Ast	PF	Dq	Stl	TO	Blk	Pts	Avg
1975-76	27	0	185	26	80	.325	-	-	-	19	30	.633	17	24	41	8	31	0	8	-	3	71	2.6

Shrider, Richard (Dick) • Guard • 6-2 • 190 • College: Ohio • Born Feb. 7, 1923 in Glenford, OH
 Selected in 1948 BAA Draft. Also played for Detroit (1948-49).

Regular Season																							
Season	G	GS	Min	FG	FGA	Pct.	3P	3PA	Pct.	FT	FTA	Pct.	Off	Def	Tot	Ast	PF	Dq	Stl	TO	Blk	Pts	Avg
1948-49	4	-	-	0	0	---	-	-	-	1	3	.333	-	-	2	2	-	-	-	-	-	1	0.3

Shue, Eugene (Gene) • Guard • 6-2 • 175 • College: Maryland • Born Dec. 18, 1931 in Baltimore, MD
 Contract purchased from Philadelphia on Nov. 28, 1954. Re-signed on Sep. 19, 1955. Traded to Fort Wayne for Ron Sobieszczyk on Apr. 30, 1956. Traded from Detroit for Darrell Imhoff and cash on Aug. 29, 1962. Traded to Baltimore, with Paul Hogue, for Bill McGill on Oct. 30, 1963. Also played for Philadelphia (1954-55), Fort Wayne (1956-57), Detroit (1957-58 - 1961-62) and Baltimore (1963-64).

Regular Season																							
Season	G	GS	Min	FG	FGA	Pct.	3P	3PA	Pct.	FT	FTA	Pct.	Off	Def	Tot	Ast	PF	Dq	Stl	TO	Blk	Pts	Avg
1954-55	56	-	885	97	276	.351	-	-	-	55	73	.753	-	-	144	77	63	0	-	-	-	249	4.4
1955-56	72	-	1750	240	625	.384	-	-	-	181	237	.764	-	-	212	179	111	0	-	-	-	661	9.2
1962-63	78	-	2288	354	894	.396	-	-	-	208	302	.689	-	-	191	259	171	0	-	-	-	916	11.7
Totals	206	-	4923	691	1795	.385	-	-	-	444	612	.725	-	-	547	515	345	0	-	-	-	1825	8.9

Playoffs																							
Season	G	GS	Min	FG	FGA	Pct.	3P	3PA	Pct.	FT	FTA	Pct.	Off	Def	Tot	Ast	PF	Dq	Stl	TO	Blk	Pts	Avg
1954-55	3	0	49	8	17	.471	-	-	-	6	7	.857	-	-	12	4	5	0	-	-	-	22	7.3

Shumpert, Iman • Guard • 6-5 • 220 • College: Georgia Tech • Born Jun. 26, 1990 in Oak Park, IL
 Selected in first round (17th overall pick) in 2011 NBA Draft.

Regular Season																							
Season	G	GS	Min	FG	FGA	Pct.	3P	3PA	Pct.	FT	FTA	Pct.	Off	Def	Tot	Ast	PF	Dq	Stl	TO	Blk	Pts	Avg
2011-12	59	35	1705	214	534	.401	48	157	.306	87	109	.798	42	144	186	164	173	1	1				

Singleton, McKinley • Guard • 6-5 • 175 • College: Alabama-Birmingham • Born Oct. 29, 1961 in Memphis, TN
Signed as free agent on Aug. 26, 1986. Waived on Nov. 14, 1986.

Regular Season

Season	G	GS	Min	FG	FGA	Pct.	3P	3PA	Pct.	FT	FTA	Pct.	Off	Def	Tot	Ast	PF	Dq	Stl	TO	Blk	Pts	Avg
1986-87	2	0	10	2	3	.667	0	1	.000	0	0	—	0	0	0	1	1	0	0	0	0	4	2.0

Smith, Bill • Forward • 6-5 • 190 • College: St. Peter's • Born Apr. 26, 1939

Selected in fifth round (42nd pick overall) of 1961 NBA Draft. Signed on Jun. 14, 1961.

Regular Season

Season	G	GS	Min	FG	FGA	Pct.	3P	3PA	Pct.	FT	FTA	Pct.	Off	Def	Tot	Ast	PF	Dq	Stl	TO	Blk	Pts	Avg
1961-62	9	-	83	8	33	.242	-	-	-	7	8	.875	-	-	16	7	6	0	-	-	-	23	2.6

Smith, Charles • Forward • 6-10 • 245 • College: Pittsburgh • Born Jul. 16, 1965 in Bridgeport, CT

Traded from L.A. Clippers, with Glenn Rivers and Bo Kimble, on Sep. 22, 1992 in three-team deal; L.A. Clippers received Mark Jackson and 1995 second-round draft choice from New York and Stanley Roberts from Orlando; Orlando received 1993 first-round draft choice from New York and worst of Clippers two first round draft choices in either 1993 or 1994. Traded to San Antonio, with Monty Williams, for J.R. Reid, Brad Lohaus and 1996 first-round draft choice on Feb. 8, 1996. Also played for L.A. Clippers (1988-89 – 1991-92) and San Antonio (1995-96 – 1996-97).

Regular Season

Season	G	GS	Min	FG	FGA	Pct.	3P	3PA	Pct.	FT	FTA	Pct.	Off	Def	Tot	Ast	PF	Dq	Stl	TO	Blk	Pts	Avg
1992-93	81	68	2172	358	764	.469	0	2	.000	287	367	.782	170	262	432	142	254	4	48	155	96	1003	12.4
1993-94	43	21	1105	176	397	.443	8	16	.500	87	121	.719	66	99	165	50	144	4	26	64	45	447	10.4
1994-95	76	58	2150	352	747	.471	7	31	.226	255	322	.792	144	180	324	120	286	6	49	147	95	966	12.7
1995-96	41	4	890	114	294	.388	2	15	.133	73	103	.709	59	101	160	29	124	2	18	61	51	303	7.4
Totals	241	151	6317	1000	2202	.454	17	64	.266	702	913	.769	439	642	1081	341	808	16	141	427	287	2719	11.3

Playoffs

Season	G	GS	Min	FG	FGA	Pct.	3P	3PA	Pct.	FT	FTA	Pct.	Off	Def	Tot	Ast	PF	Dq	Stl	TO	Blk	Pts	Avg
1992-93	15	15	388	65	138	.471	0	0	—	37	50	.740	27	33	60	20	52	1	9	29	14	167	11.1
1993-94	25	18	612	85	177	.480	0	3	.000	51	70	.729	34	61	95	25	92	0	12	32	24	221	8.8
1994-95	11	11	303	51	95	.537	0	2	.000	17	30	.567	20	22	42	13	44	1	13	24	17	119	10.8
Totals	51	44	1303	201	410	.490	0	5	.000	105	150	.700	81	116	197	58	188	2	34	85	55	507	9.9

Smith, Earl (J.R.) • Guard • 6-6 • 220 • College: none • Born Sep. 9, 1985 in Freehold, NJ

Signed as free agent on Feb. 17, 2012. Re-signed on Jul. 11, 2012. Also played for New Orleans/Oklahoma City (2004-05 – 2005-06) and Denver (2006-07 – 2010-11).

Regular Season

Season	G	GS	Min	FG	FGA	Pct.	3P	3PA	Pct.	FT	FTA	Pct.	Off	Def	Tot	Ast	PF	Dq	Stl	TO	Blk	Pts	Avg
2011-12	35	1	967	165	405	.407	67	193	.347	39	55	.709	29	107	136	84	87	0	54	46	6	436	12.5
2012-13	80	0	2678	527	1249	.422	155	436	.356	237	311	.762	64	361	425	218	226	3	100	134	24	1446	18.1
Totals	115	1	3645	692	1654	.418	222	629	.353	276	366	.754	93	468	561	302	313	3	154	180	30	1882	16.4

Playoffs

Season	G	GS	Min	FG	FGA	Pct.	3P	3PA	Pct.	FT	FTA	Pct.	Off	Def	Tot	Ast	PF	Dq	Stl	TO	Blk	Pts	Avg
2011-12	5	0	175	24	76	.316	5	28	.179	8	8	1.000	2	11	13	11	19	0	6	11	1	61	12.2
2012-13	11	0	351	54	163	.331	18	66	.273	31	43	.721	6	46	52	15	27	0	11	20	5	157	14.3
Totals	16	0	526	78	239	.326	23	94	.245	39	51	.765	8	57	65	26	46	0	17	31	6	218	13.6

Smith, Edward (Ed) • Forward • 6-6 • 195 • College: Harvard • Born Jul. 5, 1929 in West Jefferson, OH • Died Nov. 26, 1998

Selected in 1951 NBA Draft. Signed on Sep. 9, 1953. Waived on Feb. 15, 1954. Signed on Aug. 30, 1954.

Regular Season

Season	G	GS	Min	FG	FGA	Pct.	3P	3PA	Pct.	FT	FTA	Pct.	Off	Def	Tot	Ast	PF	Dq	Stl	TO	Blk	Pts	Avg
1953-54	11	-	104	11	45	.244	-	-	-	6	10	.600	-	-	26	9	15	0	-	-	-	28	2.5

Smith, Randolph (Randy/Ironman) • Guard • 6-3 • 185 • College: Buffalo State • Born Dec. 12, 1948 in Bellport, NY • Died Jun. 4, 2009

Traded from Cleveland for 1981 first-round draft choice on May 20, 1981. Became free agent following 1981-82 season. Also played for Buffalo (1971-72 – 1977-78), San Diego (1978-79, 1982-83), Cleveland (1979-80 – 1980-81) and Atlanta (1982-83).

Regular Season

Season	G	GS	Min	FG	FGA	Pct.	3P	3PA	Pct.	FT	FTA	Pct.	Off	Def	Tot	Ast	PF	Dq	Stl	TO	Blk	Pts	Avg
1981-82	82	40	2033	348	748	.465	3	11	.273	122	151	.808	53	102	155	255	199	1	91	124	1	821	10.0

Smith, William F. (Bill) • Forward • 6-5 • 190 • College: St. Peter's • Born Apr. 26, 1939

Selected in fifth round (42nd pick overall) of 1961 NBA Draft. Signed on Jun. 14, 1961.

Regular Season

Season	G	GS	Min	FG	FGA	Pct.	3P	3PA	Pct.	FT	FTA	Pct.	Off	Def	Tot	Ast	PF	Dq	Stl	TO	Blk	Pts	Avg
1961-62	9	-	83	8	33	.242	-	-	-	7	8	.875	-	-	16	7	6	0	-	-	-	23	2.6

Smyth, Joseph (Joe) • Guard • 6-3 • 215 • College: Niagara • Born May 22, 1929 in New York, NY • Died Jun. 10, 1999

Selected in 1953 NBA Draft. Recalled from the Washington Generals on Dec. 28, 1953. Also played for Baltimore (1953-54).

Regular Season

Season	G	GS	Min	FG	FGA	Pct.	3P	3PA	Pct.	FT	FTA	Pct.	Off	Def	Tot	Ast	PF	Dq	Stl	TO	Blk	Pts	Avg
1953-54	8	-	59	5	15	.333	-	-	-	5	9	.556	-	-	10	2	-	-	-	-	-	15	1.9

Sobieszczyk, Ronald (Ron Sobie) • Guard • 6-3 • 195 • College: DePaul • Born Sep. 21, 1934 in Chicago, IL • Died Oct. 23, 2009

Traded from Fort Wayne for Gene Shue on Apr. 30, 1956. Sold to Minneapolis in Nov. 1959. Also played for Minneapolis (1959-60).

Regular Season

Season	G	GS	Min	FG	FGA	Pct.	3P	3PA	Pct.	FT	FTA	Pct.	Off	Def	Tot	Ast	PF	Dq	Stl	TO	Blk	Pts	Avg
1956-57	71	-	1378	166	442	.376	-	-	-	152	199	.764	-	-	326	129	158	0	-	-	-	484	6.8
1957-58	55	-	1399	217	539	.403	-	-	-	196	239	.820	-	-	263	125	147	3	-	-	-	630	11.5
1958-59	50	-	867	144	400	.360	-	-	-	112	133	.842	-	-	154	78	84	0	-	-	-	400	8.0
1959-60	15	-	223	36	104	.346	-	-	-	31	36	.861	-	-	44	19	28	0	-	-	-	103	6.9
Totals	191	-	3867	563	1485	.379	-	-	-	491	607	.809	-	787	789	351	417	3	-	-	-	1617	8.5

Sparrow, Guy (The Bird) • Forward • 6-6 • 218 • College: Detroit • Born Nov. 2, 1932 in Pontiac, MI

Selected in third round (21st overall) of 1955 NBA Draft. Traded to Philadelphia for Jack George in Jan. 1959. Also played for Philadelphia (1959-60).

Regular Season

Season	G	GS	Min	FG	FGA	Pct.	3P	3PA	Pct.	FT	FTA	Pct.	Off	Def	Tot	Ast	PF	Dq	Stl	TO	Blk	Pts	Avg
1957-58	72	-	1661	318	838	.379	-	-	-	165	257	.642	-	-	461	69	232	6	-	-	-	801	11.1
1958-59	44	-	607	96	308	.312	-	-	-	57	98	.582	-	-	187	45	115	3	-	-	-	249	5.7
Totals	116	-	2268	414	1146	.361	-	-	-	222	355	.625	-	-	648	114	347	9	-	-	-	1050	9.1

Sparrow, Rory • Guard • 6-2 • 175 • College: Villanova • Born Jun. 12, 1958 in Suffolk, VA

Traded from Atlanta for Scott Hastings and cash on Feb. 12, 1983. Traded to Chicago for 1988 second-round draft choice on Nov. 12, 1987. Also played for New Jersey (1980-81), Atlanta (1981-82 - 1982-83), Chicago (1987-88, 1991-92), Miami (1988-89 – 1989-90), Sacramento (1990-91) and L.A. Lakers (1991-92).

Regular Season

Season	G	GS	Min	FG	FGA	Pct.	3P	3PA	Pct.	FT	FTA	Pct.	Off	Def	Tot	Ast	PF	Dq	Stl	TO	Blk	Pts	Avg
1982-83	32	9	880	128	298	.430	2	7	.286	63	86	.733	22	67	89	159	93	2	3				

Sprewell, Latrell (Spre) • Guard/Forward • 6-5 • 190 • College: Alabama • Born Sep. 8, 1970 in Milwaukee, WI
 Traded from Golden State for Terry Cummings, Chris Mills and John Starks on Jan. 21, 1999. Traded to Minnesota as part of four-team deal on Jul. 23, 2003. New York acquired Keith Van Horn from Philadelphia; Minnesota sent Terrell Brandon to Atlanta and Marc Jackson to Philadelphia; Philadelphia sent draft rights to Randy Holcombe, a conditional first-round draft choice and a future second-round draft choice to Atlanta; Atlanta sent Glenn Robinson to Philadelphia. Also played for Golden State (1992-93 – 1997-98) and Minnesota (2003-04 - 2004-05).

Regular Season																							
Season	G	GS	Min	FG	FGA	Pct.	3P	3PA	Pct.	FT	FTA	Pct.	Off	Def	Tot	Ast	PF	Dq	Stl	TO	Blk	Pts	Avg
1998-99	37	4	1233	215	518	.415	21	77	.273	155	191	.812	41	115	156	91	65	0	46	79	2	606	16.4
1999-00	82	82	3276	568	1305	.435	44	127	.346	344	397	.866	49	300	349	332	184	0	109	226	22	1524	18.6
2000-01	77	77	3017	524	1219	.430	41	135	.304	275	351	.783	49	298	347	269	159	1	106	218	28	1364	17.7
2001-02	81	81	3326	573	1419	.403	45	140	.360	284	346	.821	59	239	298	313	161	0	94	223	14	1575	19.4
2002-03	74	73	2859	454	1127	.404	33	103	.360	372	418	.794	45	240	285	332	134	2	102	172	22	1215	16.4
Totals	351	317	13711	2334	5588	.418	385	1102	.349	1231	1503	.819	243	1192	1435	1337	703	3	457	918	88	6284	17.9

Playoffs																							
Season	G	GS	Min	FG	FGA	Pct.	3P	3PA	Pct.	FT	FTA	Pct.	Off	Def	Tot	Ast	PF	Dq	Stl	TO	Blk	Pts	Avg
1998-99	20	8	743	145	346	.419	4	25	.160	113	133	.850	24	72	96	43	40	1	19	58	6	407	20.4
1999-00	16	16	700	110	266	.414	10	30	.333	69	88	.784	12	58	70	58	28	0	18	37	5	299	18.7
2000-01	5	5	212	35	86	.407	3	14	.214	19	25	.760	3	12	15	17	17	0	5	20	1	92	18.4
Totals	41	29	1655	290	698	.415	17	69	.246	201	246	.817	39	142	181	118	85	1	42	115	12	798	19.5

NBA All-Star																				
Season	Min	FG	FGA	Pct.	3P	3PA	Pct.	FT	FTA	Pct.	Off	Def	Tot	Ast	PF	Dq	Stl	TO	Blk	Pts
2001	15	3	6	.500	0	1	.000	1	3	.333	1	0	1	4	1	0	0	1	0	7

Stallworth, David (Dave/The Rave) • Forward • 6-7 • 215 • College: Wichita State • Born Dec. 20, 1941 in Dallas, TX
 Selected in first round (third pick overall) of 1965 NBA Draft. Traded to Baltimore, with Mike Riordan and cash, for Earl Monroe on Nov. 10, 1971. Signed as free agent on Oct. 28, 1974. Waived on Nov. 14, 1974. Also played for Baltimore/Capital (1971-72 – 1973-74).

Regular Season																							
Season	G	GS	Min	FG	FGA	Pct.	3P	3PA	Pct.	FT	FTA	Pct.	Off	Def	Tot	Ast	PF	Dq	Stl	TO	Blk	Pts	Avg
1965-66	80	10	1893	373	820	.455	-	-	-	258	376	.686	-	-	492	186	237	4	-	-	-	1004	12.6
1966-67	76	8	1889	380	816	.466	-	-	-	229	320	.716	-	-	472	144	226	4	-	-	-	989	13.0
1969-70	82	3	1375	239	557	.429	-	-	-	161	225	.716	-	-	323	139	194	2	-	-	-	639	7.8
1970-71	81	2	1565	295	685	.431	-	-	-	169	230	.735	-	-	352	106	175	1	-	-	-	759	9.4
1971-72	14	0	225	33	88	.375	-	-	-	29	35	.829	-	-	35	25	31	0	-	-	-	95	6.8
1974-75	7	1	57	5	18	.278	-	-	-	0	0	---	6	14	20	2	10	0	3	-	3	10	1.4
Totals	340	24	7004	1325	2984	.444	-	-	-	846	1186	.713	6	14	1694	602	873	11	3	-	3	3496	10.3

Playoffs																							
Season	G	GS	Min	FG	FGA	Pct.	3P	3PA	Pct.	FT	FTA	Pct.	Off	Def	Tot	Ast	PF	Dq	Stl	TO	Blk	Pts	Avg
1969-70	19	0	275	61	133	.459	-	-	-	15	16	.938	-	-	77	20	35	0	-	-	-	137	7.2
1970-71	12	0	185	18	68	.265	-	-	-	28	39	.718	-	-	42	10	27	0	-	-	-	64	5.3
Totals	31	0	460	79	201	.393	-	-	-	43	55	.782	-	-	119	30	62	0	-	-	-	201	6.5

Starks, John (Starsky) • Guard • 6-5 • 185 • College: Oklahoma State • Born Aug. 10, 1965 in Tulsa, OK
 Signed as free agent on Oct. 1, 1990. Traded to Golden State, with Terry Cummings and Chris Mills, for Latrell Sprewell on Jan. 21, 1999. Also played for Golden State (1988-89, 1998-99 – 1999-2000), Chicago (1999-2000) and Utah (2000-01 - 2001-02).

Regular Season																							
Season	G	GS	Min	FG	FGA	Pct.	3P	3PA	Pct.	FT	FTA	Pct.	Off	Def	Tot	Ast	PF	Dq	Stl	TO	Blk	Pts	Avg
1990-91	61	10	1173	180	410	.439	27	93	.290	79	105	.752	30	101	131	204	137	1	59	74	17	466	7.6
1991-92	82	0	2118	405	902	.449	94	270	.348	235	302	.778	45	146	191	276	231	4	103	150	18	1139	13.9
1992-93	80	51	2477	513	1199	.428	108	336	.321	263	331	.795	54	150	204	404	234	3	91	173	12	1397	17.5
1993-94	59	54	2057	410	977	.420	113	337	.335	187	248	.754	37	148	185	348	191	4	95	184	6	1120	19.0
1994-95	80	78	2725	419	1062	.395	217	611	.355	168	228	.737	34	185	219	411	257	3	92	160	4	1223	15.3
1995-96	81	71	2491	375	846	.443	143	396	.361	131	174	.753	31	206	237	315	226	2	103	156	11	1024	12.6
1996-97	77	7	2042	369	856	.431	150	407	.369	173	225	.769	36	169	205	217	196	2	90	158	11	1061	13.8
1997-98	82	10	2188	372	947	.393	130	398	.327	185	235	.787	48	182	230	219	205	2	78	143	5	1059	12.9
Totals	602	275	17271	3043	7199	.423	982	2848	.345	1421	1848	.769	315	1287	1602	2394	1677	21	711	1198	84	8489	14.1

Playoffs																							
Season	G	GS	Min	FG	FGA	Pct.	3P	3PA	Pct.	FT	FTA	Pct.	Off	Def	Tot	Ast	PF	Dq	Stl	TO	Blk	Pts	Avg
1990-91	3	0	28	2	5	.400	0	0	.000	2	2	1.000	1	2	3	6	4	0	0	6	0	6	2.0
1991-92	12	0	295	46	123	.374	11	46	.239	42	52	.808	7	23	30	38	45	1	17	22	0	145	12.1
1992-93	15	15	575	88	200	.440	28	75	.373	43	60	.717	4	48	52	96	57	0	15	55	3	247	16.5
1993-94	25	18	840	110	289	.381	47	132	.356	97	126	.770	9	49	58	114	86	1	35	57	2	364	14.6
1994-95	11	11	380	58	129	.450	30	73	.411	26	42	.619	2	23	25	57	40	0	13	26	1	172	15.6
1995-96	8	8	314	39	87	.448	21	45	.467	29	39	.744	3	26	29	33	26	0	13	25	1	128	16.0
1996-97	9	1	253	44	99	.444	13	41	.317	25	31	.806	7	24	31	25	25	1	10	20	0	126	14.0
1997-98	10	2	314	59	125	.472	25	59	.424	21	24	.875	4	36	40	23	35	1	16	11	1	164	16.4
Totals	93	55	2999	446	1057	.422	175	471	.372	285	376	.758	37	231	268	392	318	4	119	222	8	1352	14.5

NBA All-Star																				
Season	Min	FG	FGA	Pct.	3P	3PA	Pct.	FT	FTA	Pct.	Off	Def	Tot	Ast	PF	Dq	Stl	TO	Blk	Pts
1994	20	4	9	.444	1	3	.333	0	0	---	1	2	3	3	1	0	1	2	0	9

Stith, Samuel (Sam) • Guard • 6-2 • 185 • College: St. Bonaventure • Born Jul. 22, 1937 in Emporia, VA • Died Jun. 13, 2010
 Purchased from Cincinnati on May 16, 1961.

Regular Season																							
Season	G	GS	Min	FG	FGA	Pct.	3P	3PA	Pct.	FT	FTA	Pct.	Off	Def	Tot	Ast	PF	Dq	Stl	TO	Blk	Pts	Avg
1961-62	32	-	440	59	162	.364	-	-	-	23	38	.605	-	-	51	60	55	0	-	-	-	141	4.4

Stith, Thomas (Tom) • Forward • 6-5 • 210 • College: St. Bonaventure • Born Jan. 21, 1939 in Emporia, VA
 Selected in first round (second pick overall) of 1961 NBA Draft. Signed on Apr. 5, 1961.

Regular Season																			
Season	G	GS	Min	FG	FGA</														

Sundov, Bruno • Center • 7-2 • 260 • College: none • Born Feb. 10, 1980 in Split, Croatia

Signed to 10-day contract on Jan. 21, 2004. Signed as free agent on Sep. 8, 2004. Became free agent following 2004-05 season. Also played for Dallas (1998-99 – 1999-2000), Indiana (2000-01 – 2001-02), Boston (2002-03) and Cleveland (2003-04).

Regular Season

Season	G	GS	Min	FG	FGA	Pct.	3P	3PA	Pct.	FT	FTA	Pct.	Off	Def	Tot	Ast	PF	Dq	Stl	TO	Blk	Pts	Avg
2003-04	1	0	4	1	1	1.000	0	0	---	0	0	---	0	0	0	1	2	0	0	0	0	2	2.0
2004-05	21	0	73	11	37	.297	1	3	.333	2	2	1.000	6	7	13	2	16	0	2	6	2	25	1.2
Totals	22	0	77	12	38	.316	1	3	.333	2	2	1.000	6	7	13	3	18	0	2	6	2	27	1.2

Surhoff, Richard (Dick) • Guard • 6-4 • 210 • College: Long Island University • Born Nov. 16, 1929 in Weehawken, NJ • Died May 1, 1987

Selected in 1952 NBA Draft. Also played for Milwaukee (1953-54).

Regular Season

Season	G	GS	Min	FG	FGA	Pct.	3P	3PA	Pct.	FT	FTA	Pct.	Off	Def	Tot	Ast	PF	Dq	Stl	TO	Blk	Pts	Avg
1952-53	26	-	187	13	61	.213	-	-	-	19	30	.633	-	-	29	9	36	1	-	-	-	45	1.7

Playoffs

Season	G	GS	Min	FG	FGA	Pct.	3P	3PA	Pct.	FT	FTA	Pct.	Off	Def	Tot	Ast	PF	Dq	Stl	TO	Blk	Pts	Avg
1952-53	4	-	13	2	4	.500	-	-	-	0	0	---	-	-	2	2	2	0	-	-	-	4	1.0

Sweetney, Michael • Forward • 6-8 • 275 • College: Georgetown • Born Oct. 25, 1982 in Washington, D.C.

Selected after junior year in the first round (ninth overall) of 2003 NBA Draft. Signed to contract on Jul. 7, 2003. Team picked-up option for 2006-07 season on Jun. 30, 2005. Traded to Chicago, with Tim Thomas, Jermaine Jackson, a 2006 first-round draft choice, second-round draft choices in 2007 and 2009, and the opportunity to exchange 2007 first-round draft choices on Oct. 4, 2005, for Eddy Curry and Antonio Davis on Oct. 4, 2005. Also played for Chicago (2005-06 - 2006-07).

Regular Season

Season	G	GS	Min	FG	FGA	Pct.	3P	3PA	Pct.	FT	FTA	Pct.	Off	Def	Tot	Ast	PF	Dq	Stl	TO	Blk	Pts	Avg
2003-04	42	1	494	69	140	.493	0	1	.000	42	58	.724	68	89	157	14	57	0	18	32	12	180	4.3
2004-05	77	28	1509	237	446	.531	0	1	.000	176	235	.749	169	249	418	44	224	5	27	108	28	650	8.4
Totals	119	29	2003	306	586	.522	0	2	.000	218	293	.744	237	338	575	58	281	5	45	140	40	830	7.0

Playoffs

Season	G	GS	Min	FG	FGA	Pct.	3P	3PA	Pct.	FT	FTA	Pct.	Off	Def	Tot	Ast	PF	Dq	Stl	TO	Blk	Pts	Avg
2003-04	4	0	57	6	11	.545	0	0	---	4	6	.667	4	6	10	0	7	0	0	0	1	16	4.0

Tanenbaum, Sidney (Sid) • Guard • 6-0 • 160 • College: New York University • Born Oct. 8, 1925 in Brooklyn, NY • Died Sep. 4, 1986

Signed on Jan. 3, 1948. Re-signed on Nov. 19, 1948. Traded to Baltimore, with Tommy Byrnes, for Connie Simmons on Feb. 11, 1949. Also played for Baltimore (1948-49).

Regular Season

Season	G	GS	Min	FG	FGA	Pct.	3P	3PA	Pct.	FT	FTA	Pct.	Off	Def	Tot	Ast	PF	Dq	Stl	TO	Blk	Pts	Avg
1947-48	24	-	-	90	360	.250	-	-	-	62	74	.838	-	-	-	37	33	-	-	-	-	242	10.1
1948-49	32	-	-	96	339	.283	-	-	-	65	77	.844	-	-	-	71	-	-	-	-	-	257	8.0
Totals	56	-	-	186	699	.266	-	-	-	127	151	.841	-	-	-	108	33	-	-	-	-	499	8.9

Playoffs

Season	G	GS	Min	FG	FGA	Pct.	3P	3PA	Pct.	FT	FTA	Pct.	Off	Def	Tot	Ast	PF	Dq	Stl	TO	Blk	Pts	Avg
1947-48	3	-	-	11	33	.333	-	-	-	8	11	.727	-	-	-	4	8	0	-	-	-	30	10.0

Taylor, Maurice (Mo) • Forward • 6-9 • 255 • College: Michigan • Born Oct. 30, 1976 in Detroit, MI

Traded from Houston for Vin Baker, Mookie Norris and 2006 second-round choice on Feb. 24, 2005. Waived on Sep. 29, 2006. Also played for L.A. Clippers (1997-98 – 1999-2000), Houston (2000-01 – 2004-05) and Sacramento (2006-07).

Regular Season

Season	G	GS	Min	FG	FGA	Pct.	3P	3PA	Pct.	FT	FTA	Pct.	Off	Def	Tot	Ast	PF	Dq	Stl	TO	Blk	Pts	Avg
2004-05	27	0	431	76	154	.494	0	1	.000	24	43	.558	26	67	93	14	57	0	11	31	8	176	6.5
2005-06	67	13	1210	182	389	.468	0	1	.000	58	83	.699	65	164	229	53	177	0	21	103	14	422	6.3
Totals	94	13	1641	258	543	.475	0	2	.000	82	126	.651	91	231	322	67	234	0	32	134	22	598	6.4

Taylor, Vince • Guard • 6-5 • 180 • College: Duke • Born Sep. 11, 1960 in Lexington, KY

Selected in second round (34th pick overall) of 1982 NBA Draft. Traded to Indiana, with 1984 first-round draft choice, for Billy Knight on Sep. 17, 1983.

Regular Season

Season	G	GS	Min	FG	FGA	Pct.	3P	3PA	Pct.	FT	FTA	Pct.	Off	Def	Tot	Ast	PF	Dq	Stl	TO	Blk	Pts	Avg
1982-83	31	0	321	37	102	.363	0	0	---	21	32	.656	19	17	36	41	54	1	20	30	2	95	3.1

Thomas, Kurt (KT/Tank) • Forward/Center • 6-9 • 245 • College: Texas Christian • Born Oct. 4, 1972 in Dallas, TX

Signed as free agent on Jan. 22, 1999. Re-signed on Aug. 1, 2000. Re-signed on Mar. 9, 2004. Traded to Phoenix, with the draft rights to Dijon Thompson, for Quentin Richardson and the draft rights to Nate Robinson on Jun. 28, 2005. Traded from Portland, with Raymond Felton, via sign-and-trade, for Jared Jeffries, via sign-and-trade, Dan Gadzuric, the draft rights to Kostas Papanikolaou and Giorgos Printezis and protected future second-round draft pick on Jul. 16, 2012. Waived on Apr. 12, 2013. Also played for Miami (1995-96 – 1996-97), Dallas (1997-98), Phoenix (2005-06 – 2006-07), Seattle (2007-08), San Antonio (2007-08 – 2008-09), Milwaukee (2009-10), Chicago (2010-11) and Portland (2011-12).

Regular Season

Season	G	GS	Min	FG	FGA	Pct.	3P	3PA	Pct.	FT	FTA	Pct.	Off	Def	Tot	Ast	PF	Dq	Stl	TO	Blk	Pts	Avg
1998-99	50	44	1182	170	368	.462	0	1	.000	66	108	.611	82	204	286	55	159	3	45	73	17	406	8.1
1999-00	80	21	1971	270	535	.505	1	3	.333	100	128	.781	144	361	505	82	278	6	51	105	42	641	8.0
2000-01	77	29	2125	314	614	.511	1	3	.333	171	210	.814	172	343	515	63	287	6	61	99	69	800	10.4
2001-02	82	82	2771	463	938	.494	1	6	.167	216	265	.815	214	533	747	87	341	8	71	153	79	1143	13.9
2002-03	81	81	2577	497	1028	.483	2	3	.667	138	184	.750	160	477	637	162	344	12	81	138	97	1134	14.0
2003-04	80	75	2548	392	829	.473	0	3	.000	106	127	.835	145	517	662	149	298	4	56	132	80	890	11.1
2004-05	80	80	2855	424	901	.471	2	4	.500	66	84	.786	170	661	831	160	310	6	70	99	79	916	11.5
2012-13	39	17	392	45	83	.542	1	1	1.000	6	13	.462	24	65	89	21	52	1	10	8	16	97	2.5
Totals	569	429	16421	2575	5296	.486	8	24	.333	869	1119	.777	1111	3161	4272	779	2069	46	445	807	479	6027	10.6

Playoffs

Season	G	GS	Min	FG	FGA	Pct.	3P	3PA	Pct.	FT	FTA	Pct.	Off	Def	Tot	Ast	PF	Dq	Stl	TO	Blk	Pts	Avg
1998-99	20	12	419	45	118	.381	0	0	---	16	23	.696	38	72	110	7	76	0	15	19	12	106	5.3
1999-00	16	5	251	31	61	.508	0	0	---	7	10	.700	18	32	50	5	44	1	3	14	6	69	4.3
2000-01	5	5	186	25	47	.532	0	0	---	22	31	.710	17	39	56	9	26	1	2	9	5	72	14.4
2003-04	4	4	139	21	49	.429	0	0	---	9	12	.750	9	37	46	6	17	0	7	10	3	51	12.8
Totals	45	21	995	122	275	.444	0	0	---	54	76	.711	82	180	262	27	163	2	27	52	26	298	6.6

Thomas, Tim • Forward • 6-10 • 240 • College: Villanova • Born Feb. 26, 1977 in Paterson, NJ

Traded from Milwaukee as part of three-team deal on Feb. 15, 2004; Knicks acquired Nazr Mohammed from Atlanta; Atlanta acquired Joel Przybilla from Milwaukee and Michael Doleac from New York; Milwaukee acquired Keith Van Horn from New York. Traded to Chicago, with Michael Sweetney, Jermaine Jackson, a 2006 first-round draft choice, second-round draft choices in 2007 and 2009, and the opportunity to exchange 2007 first-round draft choices on Oct. 4, 2005, for Eddy Curry and Antonio Davis on Oct. 4, 2005. Traded from L.A. Clippers, with Cuttino Mobley, in exchange for Mardy Collins and Zach Randolph on Nov. 21, 2009. Traded to Chicago, with Jerome James and Anthony Roberson, in exchange for Larry Hughes on Feb. 19, 2009. Also played for Philadelphia (1997-98 – 1998-99), Milwaukee (1998-99 – 2003-04), Phoenix (2005-06), L.A. Clippers (2006-07 – 2008-09), Chicago (2008-09) and Dallas (2009-10).

Regular Season

Season	G	GS	Min	FG	FGA	Pct.	3P	3PA	Pct.	FT	FTA	Pct.	Off	Def	Tot	Ast	PF	Dq	Stl	TO	Blk	Pts	Avg
2003-04	24	23	746	137	303	.452																	

Toney, Sedric • Guard • 6-2 • 178 • College: Dayton • Born Apr. 13, 1962 in Columbus, MS

Signed to 10-day contract on Mar. 13, 1988. Re-signed for remainder of season on Mar. 23, 1988. Selected by Charlotte in 1988 NBA Expansion Draft. Also played for Atlanta (1985-86), Phoenix (1985-86), Indiana (1988-89), Atlanta (1989-90), Sacramento (1989-90) and Cleveland (1993-94).

Regular Season

Season	G	GS	Min	FG	FGA	Pct.	3P	3PA	Pct.	FT	FTA	Pct.	Off	Def	Tot	Ast	PF	Dq	Stl	TO	Blk	Pts	Avg
1987-88	21	0	139	21	48	.438	5	14	.357	10	11	.909	3	5	8	24	20	0	9	12	1	57	2.7

Playoffs

Season	G	GS	Min	FG	FGA	Pct.	3P	3PA	Pct.	FT	FTA	Pct.	Off	Def	Tot	Ast	PF	Dq	Stl	TO	Blk	Pts	Avg
1987-88	3	0	15	3	6	.500	3	6	.500	2	2	1.000	0	0	0	2	4	0	1	2	0	11	3.7

Trybanski, Cezary • Center • 7-2 • 240 • College: none • Born Sep. 22, 1979 in Warsaw, Poland

Traded from Phoenix, with Anfernee Hardaway and Stephon Marbury, for Howard Easley, Charlie Ward, Antonio McDyess, Maciej Lampe, draft rights to Milos Vujanic, 2004 first-round draft choice and future first-round draft choice on Jan. 5, 2004. Traded to Chicago, with Othella Harrington, Dikembe Mutombo and Frank Williams, for Jamal Crawford and Jerome Williams on Aug. 5, 2004. Also played for Memphis (2002-03) and Phoenix (2003-04).

Regular Season

Season	G	GS	Min	FG	FGA	Pct.	3P	3PA	Pct.	FT	FTA	Pct.	Off	Def	Tot	Ast	PF	Dq	Stl	TO	Blk	Pts	Avg
2003-04	3	0	5	0	2	.000	0	0	---	1	2	.500	0	0	0	0	2	0	1	0	0	1	0.3

Playoffs

Season	G	GS	Min	FG	FGA	Pct.	3P	3PA	Pct.	FT	FTA	Pct.	Off	Def	Tot	Ast	PF	Dq	Stl	TO	Blk	Pts	Avg
2003-04	Not On Playoff Roster																						

Tucker, Trent (Doc) • Guard • 6-5 • 200 • College: Minnesota • Born Dec. 20, 1959 in Tarboro, NC

Selected in first round (sixth pick overall) of 1982 NBA Draft. Traded, with Jerrod Mustaf and 1992 and 1994 second round draft choices, to Phoenix for Xavier McDaniel on Oct. 1, 1991. Also played for San Antonio (1991-92) and Chicago (1992-93).

Regular Season

Season	G	GS	Min	FG	FGA	Pct.	3P	3PA	Pct.	FT	FTA	Pct.	Off	Def	Tot	Ast	PF	Dq	Stl	TO	Blk	Pts	Avg
1982-83	78	59	1830	299	647	.462	14	30	.467	43	64	.672	75	141	216	195	235	1	56	70	6	655	8.4
1983-84	63	21	1228	225	450	.500	6	16	.375	25	33	.758	43	87	130	138	124	0	63	54	8	481	7.6
1984-85	77	46	1819	293	606	.483	29	72	.403	38	48	.792	74	114	188	199	195	0	75	64	15	653	8.5
1985-86	77	23	1788	349	740	.472	41	91	.451	79	100	.790	70	99	169	192	167	0	65	70	8	818	10.6
1986-87	70	15	1691	325	691	.470	68	161	.422	77	101	.762	49	86	135	166	169	1	116	78	13	795	11.4
1987-88	71	4	1248	193	455	.424	69	167	.413	51	71	.718	32	87	119	117	158	3	53	47	6	606	7.1
1988-89	81	24	1824	263	579	.454	118	296	.399	43	55	.782	55	121	176	132	163	0	88	59	6	687	8.5
1989-90	81	2	1725	253	606	.417	95	245	.388	66	86	.767	57	117	174	173	159	0	74	73	8	667	8.2
1990-91	85	13	1194	191	434	.440	64	153	.418	17	27	.630	33	72	105	111	120	0	44	46	9	463	7.1
Totals	663	207	14347	2391	5208	.459	504	1231	.409	439	585	.750	488	924	1412	1423	1490	5	634	561	79	5725	8.6

Playoffs

Season	G	GS	Min	FG	FGA	Pct.	3P	3PA	Pct.	FT	FTA	Pct.	Off	Def	Tot	Ast	PF	Dq	Stl	TO	Blk	Pts	Avg
1982-83	6	0	85	9	15	.600	1	2	.500	7	10	.700	2	7	9	5	7	0	2	2	0	26	4.3
1983-84	12	6	254	42	84	.500	1	5	.200	6	10	.600	6	12	18	27	32	0	11	12	3	91	7.6
1987-88	4	0	71	8	19	.421	6	13	.462	3	4	.750	0	2	2	4	0	3	1	0	25	6.3	
1988-89	9	0	159	27	58	.466	15	32	.469	2	4	.500	9	10	19	14	20	0	10	6	2	71	7.9
1989-90	10	0	178	22	55	.400	10	27	.370	6	6	1.000	5	9	14	20	19	0	10	6	0	60	6.0
1990-91	3	2	66	9	25	.360	4	10	.400	2	2	1.000	3	9	12	9	7	0	1	1	0	24	8.0
Totals	44	8	813	117	256	.457	37	89	.416	26	36	.722	25	49	74	79	89	0	37	28	5	297	6.8

Turiah, Ronny • Center • 6-10 • 240 • College: Gonzaga • Born Jan 13, 1983 in Fort De France, Martinique

Traded from Golden State, with Keleena Azubuike and Anthony Randolph, for David Lee on Jul. 9, 2010. Traded to Washington on Dec. 11, 2011 as part of three-team deal; New York signed and traded Tyson Chandler from Dallas; traded cash considerations and a 2013 second-round draft choice to Washington and Andy Rautins traded Dallas; Dallas traded 2012 second-round draft choice to Washington and draft rights to Ahmad Nivins and Giorgos Printezis to New York; Washington traded conditional future second-round draft choice to Dallas. Also played for L.A. Lakers (2005-2006 – 2007-08), Golden State (2008-09 – 2009-10), Washington (2011-12), Miami (2011-12) and L.A. Clippers (2012-13).

Regular Season

Season	G	GS	Min	FG	FGA	Pct.	3P	3PA	Pct.	FT	FTA	Pct.	Off	Def	Tot	Ast	PF	Dq	Stl	TO	Blk	Pts	Avg
2010-11	64	21	1141	103	163	.632	0	0	---	61	98	.622	64	143	207	92	160	1	35	41	73	267	4.2

Playoffs

Season	G	GS	Min	FG	FGA	Pct.	3P	3PA	Pct.	FT	FTA	Pct.	Off	Def	Tot	Ast	PF	Dq	Stl	TO	Blk	Pts	Avg
2010-11	4	4	75	8	12	.667	0	0	---	7	10	.700	4	7	11	4	4	0	1	3	6	23	5.8

Turkcan, Mirsad • Forward • 6-9 • 216 • College: none • Born Jun. 7, 1976 in Novi Pazar, Yugoslavia

Draft rights traded from Philadelphia for future first round draft choice on Mar. 11, 1999. Signed as free agent on Apr. 23, 1999. Waived on Feb. 9, 2000. Also played for Milwaukee (1999-2000).

Regular Season

Season	G	GS	Min	FG	FGA	Pct.	3P	3PA	Pct.	FT	FTA	Pct.	Off	Def	Tot	Ast	PF	Dq	Stl	TO	Blk	Pts	Avg
1998-99	Did Not Play - Injured																						
1999-00	7	0	25	2	10	.200	0	2	.000	0	0	---	2	8	10	1	4	0	2	1	0	4	0.6
Totals	7	0	25	2	10	.200	0	2	.000	0	0	---	2	8	10	1	4	0	2	1	0	4	0.6

Turner, Jack • Forward • 6-4 • 170 • College: Western Kentucky • Born Jun. 29, 1930 in Bedford, IN

Selected in first round (eighth overall) of 1954 NBA Draft. Signed on Aug. 9, 1954.

Regular Season

Season	G	GS	Min	FG	FGA	Pct.	3P	3PA	Pct.	FT	FTA	Pct.	Off	Def	Tot	Ast	PF	Dq	Stl	TO	Blk	Pts	Avg
1954-55	65	-	922	111	308	.360	-	-	-	60	76	.789	-	-	154	77	76	0	-	-	-	282	4.3

Playoffs

Season	G	GS	Min	FG	FGA	Pct.	3P	3PA	Pct.	FT	FTA	Pct.	Off	Def	Tot	Ast	PF	Dq	Stl	TO	Blk	Pts	Avg
1954-55	2	0	16	2	6	.333	-	-	-	1	3	.333	-	-	4	2	1	0	-	-	-	5	2.5

Tyra, Charles (Charlie/Moose) • Forward • 6-8 • 235 • College: Louisville • Born Aug. 16, 1935 in Louisville, KY • Died Dec. 29, 2006

Traded from Detroit, with Mel Hutchins, for Harry Gallatin, Nat Clifton and rights to Dick Atha on Apr. 3, 1957. Traded to Chicago, with Bob McNeill, for Dave Budd on May 16, 1961. Also played for Chicago (1961-62).

Regular Season

Season	G	GS	Min	FG	FGA	Pct.	3P	3PA	Pct.	FT	FTA	Pct.	Off	Def	Tot	Ast	PF	Dq	Stl	TO	Blk	Pts	Avg
1957-58	68	-	1182	175	490	.357	-	-	-	150	224	.670	-	-	480	34	175	3	-	-	-	500	7.4
1958-59	69	-	1576	240	606	.396	-	-	-	129	190	.679	-	-	485	33	180	2	-	-	-	609	8.8
1959-60	74	-	2033	406	952	.426	-	-	-	133	189	.704	-	-	598	80	258	10	-	-	-	945	12.8
1960-61	59	-	1404	199	549	.362	-	-	-	120	173	.694	-	-	394	82	164	7	-	-	-	518	8.8
Totals	270	-	6195	1020	2597	.393	-	-	-	532	776	.686	-	-	1957	229	777	22	-	-	-	2572	9.5

Playoffs

Season	G	GS	Min	FG	FGA	Pct.	3P	3PA	Pct.	FT	FTA	Pct.	Off	Def	Tot	Ast	PF	Dq	Stl	TO	Blk	Pts	Avg
1958-59	2	0	55	12	28	.429	-	-	-	6	9	.667	-	-	31	1	5	0	-	-	-	30	15.0

Udoka, Ime • Guard • 6-6 • 215 • College: Portland State • Born Aug. 9, 1977 in Portland, OR

Signed as free agent on Apr. 6, 2006. Waived on Sep. 11, 2006. Also played for L.A. Lakers (2003-04), Portland (2006-07), San Antonio (2007-08 - 2008-09) and Sacramento (2009-10).

Regular Season

Vandeweghe Jr., Ernest (Ernie/Doc) • Guard • 6-3 • 195 • College: Colgate • Born Sep. 12, 1928 in Montreal, Canada

Selected in third round of 1949 NBA Draft. Signed on Oct. 18, 1949. Re-signed on Sep. 23, 1951. Released on Jan. 12, 1956.

Regular Season

Season	G	GS	Min	FG	FGA	Pct.	3P	3PA	Pct.	FT	FTA	Pct.	Off	Def	Tot	Ast	PF	Dq	Stl	TO	Blk	Pts	Avg
1949-50	42	-	-	164	390	.421	-	-	-	93	140	.664	-	-	78	126	-	-	-	-	-	421	10.0
1950-51	44	-	-	135	336	.402	-	-	-	68	97	.701	-	-	195	121	144	6	-	-	-	338	7.7
1951-52	57	-	1507	200	457	.438	-	-	-	124	160	.775	-	-	264	164	188	3	-	-	-	524	9.2
1952-53	61	-	1745	272	625	.435	-	-	-	187	244	.766	-	-	342	144	242	11	-	-	-	731	12.0
1953-54	15	-	271	37	103	.359	-	-	-	25	31	.806	-	-	39	29	38	1	-	-	-	99	6.6
1955-56	5	-	77	10	31	.323	-	-	-	2	2	1.000	-	-	13	12	15	0	-	-	-	22	4.4
Totals	224	-	3600	818	1942	.421	-	-	-	499	674	.740	-	-	853	548	753	21	-	-	-	2135	9.5

Playoffs

Season	G	GS	Min	FG	FGA	Pct.	3P	3PA	Pct.	FT	FTA	Pct.	Off	Def	Tot	Ast	PF	Dq	Stl	TO	Blk	Pts	Avg
1949-50	4	-	-	9	26	.346	-	-	-	14	16	.875	-	-	-	3	16	0	-	-	-	32	8.0
1950-51	14	-	-	37	91	.407	-	-	-	27	37	.730	-	-	66	34	55	4	-	-	-	101	7.2
1951-52	14	-	414	51	118	.432	-	-	-	49	60	.817	-	-	69	27	58	1	-	-	-	151	10.8
1952-53	11	-	340	49	112	.438	-	-	-	46	61	.754	-	-	64	27	50	0	-	-	-	144	13.1
Totals	43	-	754	146	347	.421	-	-	-	136	174	.782	-	-	199	91	179	5	-	-	-	428	10.0

VanDeWeghe III, Ernest (Kiki) • Forward • 6-8 • 220 • College: UCLA • Born Aug. 1, 1958 in Weisbaden, West Germany

Traded from Portland for 1989 first-round draft choice on Feb. 23, 1989. Waived on Jun. 24, 1992. Also played for Denver (1980-81 - 1983-84), Portland (1984-85 - 1988-89) and L.A. Clippers (1992-93). **Known as Kiki Vandeweghe.**

Regular Season

Season	G	GS	Min	FG	FGA	Pct.	3P	3PA	Pct.	FT	FTA	Pct.	Off	Def	Tot	Ast	PF	Dq	Stl	TO	Blk	Pts	Avg
1988-89	27	0	502	97	209	.464	3	10	.300	51	56	.911	15	21	36	35	38	0	12	23	7	248	9.2
1989-90	22	13	563	102	231	.442	10	19	.526	44	48	.917	15	38	53	41	28	0	15	26	3	258	11.7
1990-91	75	72	2420	458	927	.494	51	141	.362	259	288	.899	78	102	180	110	122	0	42	108	10	1226	16.3
1991-92	67	0	956	188	383	.491	26	66	.394	85	81	.802	31	57	88	57	87	0	15	27	8	467	7.0
Totals	191	85	4441	845	1750	.483	90	236	.381	419	473	.886	139	218	357	243	275	0	84	184	28	2199	11.5

Playoffs

Season	G	GS	Min	FG	FGA	Pct.	3P	3PA	Pct.	FT	FTA	Pct.	Off	Def	Tot	Ast	PF	Dq	Stl	TO	Blk	Pts	Avg
1988-89	9	0	159	25	49	.510	3	8	.375	20	21	.952	2	9	11	7	10	0	3	5	2	73	8.1
1989-90	10	10	236	31	74	.419	6	13	.462	8	10	.800	7	5	12	14	0	5	7	2	76	7.6	
1990-91	3	3	99	13	32	.406	3	5	.600	22	25	.880	1	7	8	4	8	0	1	12	0	51	17.0
1991-92	8	0	75	13	24	.542	4	5	.800	6	7	.857	3	3	6	4	10	0	2	1	1	36	4.5
Totals	30	13	569	82	179	.458	16	31	.516	56	63	.889	13	24	37	29	42	0	11	25	5	236	7.9

Walk, Neal • Center/Forward • 6-10 • 250 • College: Florida • Born Jul. 29, 1948 in Cleveland, OH

Traded from New Orleans, with Jim Barnett, for Henry Bibby, cash and future draft choice, on Feb. 1, 1975. Waived on Nov. 22, 1976. Also played for Phoenix (1969-70- 1973-74) and New Orleans (1974-75).

Regular Season

Season	G	GS	Min	FG	FGA	Pct.	3P	3PA	Pct.	FT	FTA	Pct.	Off	Def	Tot	Ast	PF	Dq	Stl	TO	Blk	Pts	Avg
1974-75	30	0	274	47	115	.409	-	-	-	22	25	.880	18	59	77	22	55	0	7	-	3	116	3.9
1975-76	82	30	1340	262	607	.432	-	-	-	79	99	.798	98	291	389	119	209	3	26	-	22	603	7.4
1976-77	11	1	135	28	57	.491	-	-	-	6	7	.857	5	22	27	6	22	0	4	-	3	62	5.6
Totals	123	31	1749	337	779	.433	-	-	-	107	131	.817	121	372	493	147	286	3	37	-	28	781	6.3

Playoffs

Season	G	GS	Min	FG	FGA	Pct.	3P	3PA	Pct.	FT	FTA	Pct.	Off	Def	Tot	Ast	PF	Dq	Stl	TO	Blk	Pts	Avg
1974-75	3	0	39	5	10	.500	-	-	-	0	0	---	0	5	5	2	4	0	1	-	2	10	3.3

Walker, William (Bill) • Guard/Forward • 6-6 • 230 • College: Kansas State • Born Oct. 9, 1987 in Huntington, WV

Traded from Boston, with Eddie House, J.R. Giddens and future conditional second-round draft choice, for Nate Robinson and Marcus Landry on Feb. 18, 2010. Waived on Apr. 20, 2012. Also played for Boston (2008-09 - 2009-10)

Regular Season

Season	G	GS	Min	FG	FGA	Pct.	3P	3PA	Pct.	FT	FTA	Pct.	Off	Def	Tot	Ast	PF	Dq	Stl	TO	Blk	Pts	Avg
2009-10	27	13	739	117	226	.518	50	116	.431	37	47	.787	15	68	83	37	79	1	23	26	3	321	11.9
2010-11	61	1	784	104	236	.441	59	153	.386	31	44	.705	16	106	122	34	81	0	21	37	6	298	4.9
2011-12	32	8	620	68	171	.398	36	113	.319	17	20	.850	9	71	80	37	84	1	19	35	7	189	5.9
Totals	120	22	2143	289	633	.457	145	382	.380	85	111	.766	40	245	285	108	244	2	63	98	16	808	6.7

Playoffs

Season	G	GS	Min	FG	FGA	Pct.	3P	3PA	Pct.	FT	FTA	Pct.	Off	Def	Tot	Ast	PF	Dq	Stl	TO	Blk	Pts	Avg
2010-11	4	0	89	9	30	.300	3	11	.273	2	3	.667	5	8	13	4	9	0	5	7	0	23	5.8

Walker, Darrell (Biggie) • Guard • 6-4 • 180 • College: Arkansas • Born Mar. 9, 1961 in Chicago, IL

Selected in first round (12th pick overall) of 1983 NBA Draft. Traded to Denver for 1987 first-round draft choice on Oct. 2, 1986. Also played for Denver (1986-87), Washington (1987-88 - 1990-91), Detroit (1991-92 - 1992-93) and Chicago (1992-93).

Regular Season

Season	G	GS	Min	FG	FGA	Pct.	3P	3PA	Pct.	FT	FTA	Pct.	Off	Def	Tot	Ast	PF	Dq	Stl	TO	Blk	Pts	Avg
1983-84	82	0	1324	216	518	.417	4	15	.267	208	263	.791	74	93	167	284	202	1	127	194	15	644	7.9
1984-85	82	66	2489	430	989	.435	0	17	.000	243	347	.700	128	150	278	408	244	2	167	204	21	1103	13.5
1985-86	81	35	2023	324	753	.430	0	10	.000	190	277	.686	100	120	220	337	216	1	146	192	36	838	10.3
Totals	245	101	5836	970	2260	.429	4	42	.095	641	887	.723	302	363	665	1029	662	4	440	590	72	2585	10.6

Playoffs

Season	G	GS	Min	FG	FGA	Pct.	3P	3PA	Pct.	FT	FTA	Pct.	Off	Def	Tot	Ast	PF	Dq	Stl	TO	Blk	Pts	Avg
1983-84	12	0	195	27	73	.370	0	0	---	28	46	.609	20	15	35	20	29	0	24	32	2	82	6.8

Walker, Kenneth (Kenny/Sky) • Forward • 6-8 • 220 • College: Kentucky • Born Aug. 18, 1964 in Roberta, GA

Selected in first round (fifth pick overall) of 1986 NBA Draft. Became free agent following 1990-91 season. Also played for Washington (1993-94 - 1994-95).

Regular Season

Season	G	GS	Min	FG	FGA	Pct.	3P	3PA	Pct.	FT	FTA	Pct.	Off	Def	Tot	Ast	PF	Dq
--------	---	----	-----	----	-----	------	----	-----	------	----	-----	------	-----	-----	-----	-----	----	----

Ward, Charlie (C-Ward) • Guard • 6-2 • 190 • College: Florida State • Born Oct. 12, 1970 in Tallahassee, FL

Selected in first round (26th pick overall) of 1994 NBA Draft. Signed to contract on Oct. 6, 1994. Re-signed on Jan. 21, 1999. Traded to Phoenix, with Howard Easley, Antonio McDyess, Maciej Lampe, draft rights to Milos Vujanic, 2004 first-round draft choice and future first-round draft choice, for Anternee Hardaway, Stephon Marbury and Cezary Trybanski on Jan. 5, 2004. Also played for San Antonio (2003-04) and Houston (2004-05).

Regular Season

Season	G	GS	Min	FG	FGA	Pct.	3P	3PA	Pct.	FT	FTA	Pct.	Off	Def	Tot	Ast	PF	Dq	Stl	TO	Blk	Pts	Avg
1994-95	10	0	44	4	19	.211	1	10	1.00	7	10	.700	1	5	6	4	7	0	2	8	0	16	1.6
1995-96	62	1	787	87	218	.399	33	99	.333	37	54	.685	29	73	102	132	98	0	54	79	6	244	3.9
1996-97	79	21	1763	133	337	.395	48	154	.312	95	125	.760	45	175	127	326	188	2	83	147	15	409	5.2
1997-98	82	82	2317	135	516	.455	81	215	.377	91	113	.805	32	242	274	466	195	3	144	175	37	642	7.8
1998-99	50	50	1556	135	334	.404	53	149	.356	55	78	.705	23	149	172	271	105	0	103	131	8	378	7.6
1999-00	72	69	1986	189	447	.423	102	264	.386	48	58	.828	22	206	228	300	176	3	95	102	16	528	7.3
2000-01	61	33	1492	155	373	.416	67	175	.383	56	70	.800	32	127	159	273	132	0	70	112	10	433	7.1
2001-02	63	0	1058	113	303	.373	53	164	.323	47	58	.810	15	112	127	203	100	0	68	75	14	326	5.2
2002-03	66	6	1465	165	414	.399	101	267	.378	41	53	.774	25	152	177	306	146	1	78	95	11	472	7.2
2003-04	35	10	827	115	260	.442	59	138	.428	16	21	.762	10	86	96	170	74	2	47	69	8	305	8.7
Totals	580	272	13295	1331	3221	.413	598	1635	.366	493	640	.770	234	1327	1561	2451	1221	11	744	993	125	3753	6.5

Playoffs

Season	G	GS	Min	FG	FGA	Pct.	3P	3PA	Pct.	FT	FTA	Pct.	Off	Def	Tot	Ast	PF	Dq	Stl	TO	Blk	Pts	Avg
1994-95	Not On Playoff Roster																						
1995-96	7	0	92	13	27	.481	3	12	.250	3	7	.429	2	7	9	17	9	0	11	6	0	32	4.6
1996-97	9	0	182	8	27	.296	1	9	.111	3	4	.750	3	22	25	39	18	1	13	15	0	20	2.2
1997-98	10	10	261	23	55	.418	9	21	.429	11	16	.688	3	25	28	60	24	0	20	17	2	66	6.6
1998-99	20	20	494	34	93	.366	18	56	.321	6	8	.750	12	34	46	75	45	0	35	24	3	92	4.6
1999-00	16	16	439	57	113	.504	21	53	.396	15	21	.714	11	57	68	65	40	1	22	20	5	150	9.4
2000-01	5	0	86	8	27	.296	3	12	.250	6	6	1.000	2	5	7	7	8	0	2	8	0	25	5.0
Totals	67	46	1554	143	342	.418	55	163	.337	44	62	.710	33	150	183	263	144	2	103	90	10	385	5.7

Warren, John • Guard • 6-3 • 180 • College: St. John's (NY) • Born Jan. 7, 1947 in Sparta, GA

Selected in first round (11th pick overall) of 1969 NBA Draft. Selected by Cleveland in 1970 NBA Expansion Draft. Also played for Cleveland (1970-71 – 1973-74).

Regular Season

Season	G	GS	Min	FG	FGA	Pct.	3P	3PA	Pct.	FT	FTA	Pct.	Off	Def	Tot	Ast	PF	Dq	Stl	TO	Blk	Pts	Avg
1969-70	44	0	272	44	108	.407	0	0	—	24	35	.686	-	-	40	30	53	0	-	-	-	112	2.5

Playoffs

Season	G	GS	Min	FG	FGA	Pct.	3P	3PA	Pct.	FT	FTA	Pct.	Off	Def	Tot	Ast	PF	Dq	Stl	TO	Blk	Pts	Avg
1969-70	10	0	22	2	5	.400	0	0	—	0	0	—	-	-	3	2	6	0	-	-	-	4	0.4

Weatherspoon, Clarence (Spoon) • Forward • 6-7 • 270 • College: Southern Mississippi • Born Sep. 8, 1970 in Crawford, MS

Signed as a free agent on Jul. 20, 2001. Traded to Houston for Mochie Norris and John Amaechi on Dec. 30, 2003. Also played for Philadelphia (1992-93 – 1997-98), Golden State (1997-98), Miami (1998-99 – 1999-2000), Cleveland (2000-01) and Houston (2003-04 – 2004-05).

Regular Season

Season	G	GS	Min	FG	FGA	Pct.	3P	3PA	Pct.	FT	FTA	Pct.	Off	Def	Tot	Ast	PF	Dq	Stl	TO	Blk	Pts	Avg
2001-02	56	41	1728	189	452	.418	0	0	—	116	146	.795	149	311	460	60	132	0	37	47	48	494	8.8
2002-03	79	19	2024	186	414	.449	0	0	—	149	194	.768	214	385	599	68	174	0	69	63	36	521	6.6
2003-04	15	1	216	18	40	.450	0	0	—	18	19	.947	14	36	50	13	19	0	8	9	2	54	3.6
Totals	150	61	3968	393	906	.434	0	0	—	283	359	.788	377	732	1109	141	325	0	114	119	86	1069	7.1

Weber, Forest (Jake) • Center • 6-6 • 225 • College: Purdue • Born Mar. 18, 1918 in Rushville, IN • Died: Jan. 6, 1990

Member of Original 1946-47 Knicks. Signed on Oct. 15, 1946. Sold to Providence on Jan. 5, 1947. Also played for Providence (1946-47).

Regular Season

Season	G	GS	Min	FG	FGA	Pct.	3P	3PA	Pct.	FT	FTA	Pct.	Off	Def	Tot	Ast	PF	Dq	Stl	TO	Blk	Pts	Avg
1946-47	11	0	-	7	24	.292	-	-	-	6	8	.750	-	-	-	1	-	-	-	-	-	20	1.8

Webster, Marvin (The Human Eraser) • Center • 7-1 • 240 • College: Morgan State • Born Apr. 13, 1952 in Baltimore, MD • Died Apr. 4, 2009

Signed as veteran free agent on Aug. 28, 1978; as compensation, Seattle awarded Lonnie Shelton, 1979 first-round draft choice and cash on Sep. 29, 1978; New York received 1981 first-round draft choice and cash as part of transaction. Voluntarily retired on Dec. 16, 1985. Also played for Denver of ABA (1975-76), Denver (1976-77), Seattle (1977-78) and Milwaukee (1986-87).

Regular Season

Season	G	GS	Min	FG	FGA	Pct.	3P	3PA	Pct.	FT	FTA	Pct.	Off	Def	Tot	Ast	PF	Dq	Stl	TO	Blk	Pts	Avg
1978-79	60	55	2027	264	558	.473	-	-	-	150	262	.573	198	457	655	172	183	6	24	170	112	678	11.3
1979-80	20	1	298	38	79	.481	0	0	—	12	16	.750	28	52	80	9	39	1	3	20	11	88	4.4
1980-81	82	3	1708	159	341	.466	1	4	.250	104	163	.638	162	303	465	72	187	2	27	103	97	423	5.2
1981-82	82	32	1883	199	405	.491	0	0	—	108	170	.635	184	306	490	99	211	2	22	90	90	506	6.2
1982-83	82	0	1472	168	331	.508	0	1	.000	106	180	.589	176	267	443	49	210	3	35	102	131	442	5.4
1983-84	76	5	1290	112	239	.469	0	0	—	66	117	.564	146	220	366	53	187	2	34	85	100	290	3.8
1984-85	Did Not Play - Injured																						
1985-86	Did Not Play - Injured																						
Totals	402	96	8678	940	1953	.481	1	4	.250	546	908	.601	894	1605	2499	454	1017	16	145	570	541	2427	6.0

Playoffs

Season	G	GS	Min	FG	FGA	Pct.	3P	3PA	Pct.	FT	FTA	Pct.	Off	Def	Tot	Ast	PF	Dq	Stl	TO	Blk	Pts	Avg
1980-81	2	0	63	6	12	.500	0	0	—	0	4	.000	4	6	10	1	6	0	0	3	1	12	6.0
1982-83	6	0	115	7	18	.389	0	0	—	14	22	.636	13	15	28	3	18	0	0	4	7	28	4.7
1983-84	12	0	204	14	29	.483	0	0	—	9	15	.600	24	32	56	3	32	0	4	2	17	37	3.1
Totals	20	0	382	27	59	.458	0	0	—	23	41	.561	41	53	94	7	56	0	4	9	25	77	3.9

Westphal, Paul • Guard • 6-4 • 195 • College: Southern California • Born Nov. 30, 1950 in Torrance, CA

Signed as veteran free agent on Mar. 12, 1982. Waived on Jun. 20, 1983. Also played for Boston (1972-73 – 1974-75), Phoenix (1975-76 – 1979-80, 1983-84) and Seattle (1980-81).

Regular Season

Season	G	GS	Min	FG	FGA	Pct.	3P	3PA	Pct.	FT	FTA	Pct.	Off	Def	Tot	Ast	PF	Dq	Stl	TO	Blk	Pts	Avg
1981-82	18	12	451	86	194	.443	2	8	.250	36	47	.766	9	13	22	100	61	1	19	47	8	210	11.7
1982-83	80	59	1978	318	693	.459	14	48	.292	148	184	.804	19	96	115	439	180	1	87	196	16	798	10.0

Wilkins, Gerald (Dougje) • Guard/Forward • 6-6 • 225 • College: Tennessee-Chattanooga • Born Sep. 11, 1963 in Atlanta, GA
 Selected in second round (47th pick overall) of 1985 NBA Draft. Became free agent following 1991-92 season. Renounced contract rights on Sep. 22, 1992. Also played for Cleveland (1992-93 – 1994-95), Vancouver (1995-96) and Orlando (1996-97 – 1998-99).

Regular Season																							
Season	G	GS	Min	FG	FGA	Pct.	3P	3PA	Pct.	FT	FTA	Pct.	Off	Def	Tot	Ast	PF	Dq	Stl	TO	Blk	Pts	Avg
1985-86	81	53	2025	437	934	.468	7	25	.280	132	237	.557	92	116	208	161	155	0	68	157	9	1013	12.5
1986-87	80	73	2758	633	1302	.486	26	74	.351	235	335	.701	120	174	294	354	165	0	88	214	18	1527	19.1
1987-88	81	78	2703	591	1324	.446	39	129	.302	191	243	.786	106	164	270	326	183	1	90	212	22	1412	17.4
1988-89	81	58	2414	462	1025	.451	51	172	.297	186	246	.756	95	149	244	274	166	1	115	169	22	1161	14.3
1989-90	82	80	2609	472	1032	.457	39	125	.312	208	259	.803	133	238	371	330	188	0	95	194	21	1191	14.5
1990-91	68	56	2164	380	804	.473	9	43	.209	169	206	.820	78	129	207	275	181	0	82	161	23	938	13.8
1991-92	82	82	2344	431	964	.447	38	108	.352	116	159	.730	74	132	206	219	195	4	76	113	17	1016	12.4
Totals	555	480	17017	3406	7385	.461	209	676	.309	1237	1685	.734	698	1102	1800	1939	1233	6	614	1220	132	8258	14.9

Playoffs																							
Season	G	GS	Min	FG	FGA	Pct.	3P	3PA	Pct.	FT	FTA	Pct.	Off	Def	Tot	Ast	PF	Dq	Stl	TO	Blk	Pts	Avg
1987-88	4	4	149	33	69	.478	2	4	.500	12	14	.857	1	7	8	19	12	0	4	11	0	80	20.0
1988-89	9	9	290	63	131	.481	1	10	.100	18	23	.783	9	24	33	42	27	1	12	22	3	145	16.1
1989-90	10	10	319	63	137	.460	2	8	.250	18	22	.818	14	22	36	52	23	0	14	18	1	146	14.6
1990-91	3	1	78	14	38	.368	2	7	.286	2	1.000	2	6	8	5	11	0	5	8	1	32	10.7	
1991-92	12	12	344	45	109	.413	1	13	.077	16	23	.696	12	18	30	34	35	0	5	15	1	107	8.9
Totals	38	36	1180	218	484	.450	8	42	.190	66	84	.786	38	77	115	152	108	1	40	74	6	510	13.4

Williams, Charles (Buck) • Forward • 6-8 • 225 • College: Maryland • Born Mar. 8, 1960 in Rocky Mount, NC
 Signed as free agent on Jul. 26, 1996. Retired on Jan. 27, 1999. Also played for New Jersey (1981-82 – 1988-89) and Portland (1989-90 – 1995-96).

Regular Season																							
Season	G	GS	Min	FG	FGA	Pct.	3P	3PA	Pct.	FT	FTA	Pct.	Off	Def	Tot	Ast	PF	Dq	Stl	TO	Blk	Pts	Avg
1996-97	74	4	1496	175	326	.537	0	1	.000	115	179	.642	166	231	397	53	204	2	40	79	38	465	6.3
1997-98	41	6	738	75	149	.503	0	0	—	52	71	.732	78	105	183	21	93	1	17	38	15	202	4.9
Totals	115	10	2234	250	475	.526	0	1	.000	167	250	.668	244	336	580	74	297	3	57	117	53	667	5.8

Playoffs																							
Season	G	GS	Min	FG	FGA	Pct.	3P	3PA	Pct.	FT	FTA	Pct.	Off	Def	Tot	Ast	PF	Dq	Stl	TO	Blk	Pts	Avg
1996-97	10	1	193	17	35	.486	0	0	—	9	17	.529	13	27	40	6	34	0	3	4	4	43	4.3
1997-98	3	0	45	4	9	.444	0	0	—	6	8	.750	7	9	16	1	5	0	0	3	1	14	4.7
Totals	13	1	238	21	44	.477	0	0	—	15	25	.600	20	36	56	7	39	0	3	7	5	57	4.4

Williams, Frank (Nitty) • Guard • 6-3 • 210 • College: Illinois • Born Feb. 25, 1980 in Peoria, IL
 Traded from Denver, with Marcus Camby, Mark Jackson and draft rights for Maybyner Hilario, for Antonio McDyess and 2003 second-round draft choice on Jun. 26, 2002. Signed to contract on Jul. 8, 2002. Traded to Chicago, with Othella Harrington, Dikembe Mutombo and, Cezary Trybanski, for Jamal Crawford and Jerome Williams on Aug. 5, 2004. Also played for Chicago (2004-05)

Regular Season																							
Season	G	GS	Min	FG	FGA	Pct.	3P	3PA	Pct.	FT	FTA	Pct.	Off	Def	Tot	Ast	PF	Dq	Stl	TO	Blk	Pts	Avg
2002-03	21	0	167	9	33	.273	6	16	.375	4	6	.667	3	15	18	34	20	0	7	17	2	28	1.3
2003-04	56	3	714	80	208	.385	18	60	.300	41	48	.854	8	45	53	121	58	0	25	63	6	219	3.9
Totals	77	3	881	89	241	.369	24	76	.316	45	54	.833	11	60	71	155	78	0	32	80	8	247	3.2

Playoffs																							
Season	G	GS	Min	FG	FGA	Pct.	3P	3PA	Pct.	FT	FTA	Pct.	Off	Def	Tot	Ast	PF	Dq	Stl	TO	Blk	Pts	Avg
2003-04	4	0	74	6	22	.273	4	13	.308	3	5	.600	1	1	2	5	13	0	3	4	0	19	4.8

Regular Season																							
Season	G	GS	Min	FG	FGA	Pct.	3P	3PA	Pct.	FT	FTA	Pct.	Off	Def	Tot	Ast	PF	Dq	Stl	TO	Blk	Pts	Avg
1992-93	55	0	571	72	175	.411	0	0	—	14	21	.667	44	102	146	19	78	0	21	22	28	158	2.9
1993-94	70	3	774	103	233	.442	0	1	.000	27	42	.643	56	126	182	28	108	1	18	39	43	233	3.3
1994-95	56	3	743	82	180	.456	0	0	—	23	37	.622	23	109	132	27	108	0	13	40	45	187	3.3
1995-96	43	2	540	59	144	.410	1	4	.250	13	20	.650	14	68	82	27	75	0	13	22	31	132	3.1
1996-97	21	2	184	18	46	.391	0	1	.000	3	4	.750	9	22	31	5	18	0	4	5	5	39	1.9
1997-98	27	0	178	18	43	.419	0	0	—	1	8	.125	6	23	29	4	34	0	6	5	9	37	1.4
1998-99	6	0	34	4	8	.500	0	0	—	2	2	1.000	3	3	6	0	2	0	0	2	2	10	1.7
Totals	278	10	3024	356	829	.429	1	6	.167	83	134	.619	155	453	608	110	423	1	75	135	163	796	2.9

Playoffs																							
Season	G	GS	Min	FG	FGA	Pct.	3P	3PA	Pct.	FT	FTA	Pct.	Off	Def	Tot	Ast	PF	Dq	Stl	TO	Blk	Pts	Avg
1992-93	7	0	69	5	14	.357	0	0	—	4	4	1.000	5	9	14	2	13	0	1	2	4	14	2.0
1993-94	19	0	127	13	31	.419	0	0	—	2	3	.667	10	10	20	3	19	0	3	7	11	28	1.5
1994-95	8	0	55	3	13	.231	0	0	—	2	2	1.000	3	4	7	0	13	0	5	1	5	8	1.0
1995-96	5	0	33	3	5	.600	0	0	—	3	4	.750	0	0	0	0	3	0	0	1	2	9	1.8
1996-97	3	0	23	2	5	.400	0	0	—	0	0	—	0	1	1	0	4	0	0	0	1	4	1.3
1997-98	Not On Playoff Roster																						
1998-99	8	0	16	1	5	.200	0	0	—	0	0	—	0	3	3	0	3	0	0	0	0	2	0.3
Totals	50	0	323	27	73	.370	0	0	—	11	13	.846	18	27	45	5	55	0	9	11	22	65	1.3

Williams, Jerome (Junkyard Dog) • Forward • 6-9 • 206 • College: Georgetown • Born May 10, 1973 in Washington, D.C.
 Traded by Chicago, with Jamal Crawford, for Othella Harrington, Dikembe Mutombo, Cezary Trybanski and Frank Williams on Aug. 5, 2004. Waived on Aug. 15, 2005. Also played for Detroit (1996-97 – 2000-01), Toronto (2000-01 – 2002-03) and Chicago (2002-03).

Regular Season																							
Season	G	GS	Min	FG	FGA	Pct.	3P	3PA	Pct.	FT	FTA	Pct.	Off	Def	Tot	Ast	PF	Dq	Stl	TO	Blk	Pts	Avg
2004-05	79	4	1211	122	243	.502	0	5	.000	115	172	.669	115	168	283	41	155	0	55	65	10	359	4.5

Williams, Milton (Milt) • Guard • 6-2 • 185 • College: Lincoln • Born Nov. 22, 1945 in Seattle, WA
 Selected in 17th round (202nd pick overall) of 1968 NBA Draft. Waived to Atlanta on Oct. 13, 1971. Signed on Jun. 8, 1972. Waived on Sep. 19, 1972. Also played for Atlanta (1971-72), Seattle (1973-74) and St. Louis of ABA (1974-75).

Regular Season																							
Season	G	GS	Min	FG	FGA	Pct.	3P	3PA	Pct.	FT	FTA	Pct.	Off	Def	Tot	Ast	PF	Dq	Stl	TO	Blk	Pts	Avg
1970-71	5	0	13	1	1	1.000	-	-	-	2	3	.667	-	-	0	2	3	0	-	-	-	4	0.8

Williams, Monty • Forward • 6-8 • 225 • College: Notre Dame • Born Oct. 8, 1971 in Fredericksburg, VA
 Selected in first round (24th pick overall) of 1994 NBA Draft. Traded to San Antonio, with Charles Smith, for J.R. Reid, Brad Lohaus and 1996 first-round draft choice on Feb. 8, 1996. Also played for San Antonio (1995-96 – 1997-98), Denver (1998-99), Orlando (1999-2000 – 2001-02) and Philadelphia (2002-03).

Regular Season																							
Season	G	GS	Min	FG	FGA	Pct.	3P	3PA	Pct.	FT	FTA	Pct.	Off	Def	Tot	Ast	PF	Dq	Stl	TO	Blk	Pts	Avg
1994-95	41	23	503	60	133	.451	0	8	.000	17	38	.447	42	56	98	49	87	0	20	41	4	137	3.3
1995-96	14	0	62	7	22	.318	0	0	—	5	8	.625	9	8	17	4	9	0	2	5	0	19	1.4
Totals	55	23	565	67	155	.432	0	8	.000	22	46	.478	51	64	115	53	96	0	22	46	4		

Williams, Sylvester (Sly) • Forward • 6-7 • 215 • College: Rhode Island • Born Jan. 26, 1958 in New Haven, CT
 Selected in first round (21st pick overall) of 1979 NBA Draft. Traded to Atlanta, with cash, for Rudy Macklin on Jun. 29, 1983. Also played for Atlanta (1983-84 – 1984-85) and Boston (1985-86).

Regular Season

Season	G	GS	Min	FG	FGA	Pct.	3P	3PA	Pct.	FT	FTA	Pct.	Off	Def	Tot	Ast	PF	Dq	Stl	TO	Blk	Pts	Avg
1979-80	57	0	556	104	267	.390	0	4	.250	58	90	.644	65	56	121	36	73	0	19	49	8	266	4.7
1980-81	67	57	1976	349	708	.493	2	8	.250	185	268	.690	159	257	416	180	199	0	116	141	18	885	13.2
1981-82	60	27	1521	349	628	.556	2	9	.222	131	173	.757	100	127	227	142	153	0	77	114	16	831	13.9
1982-83	68	6	1385	314	647	.485	2	19	1.000	176	259	.680	94	196	290	133	166	3	73	133	3	806	11.9
Totals	252	90	5438	1116	2250	.496	6	40	.150	550	790	.696	418	636	1054	491	591	3	285	437	45	2788	11.1

Playoffs

Season	G	GS	Min	FG	FGA	Pct.	3P	3PA	Pct.	FT	FTA	Pct.	Off	Def	Tot	Ast	PF	Dq	Stl	TO	Blk	Pts	Avg
1980-81	2	2	56	13	18	.722	0	0	---	4	5	.800	4	5	9	5	7	0	3	3	0	26	13.0
1982-83	5	0	82	16	41	.390	1	1	1.000	3	3	1.000	10	11	21	6	4	0	3	12	1	36	7.2
Totals	7	0	138	29	59	.492	1	1	1.000	3	3	1.000	14	16	30	11	11	0	6	15	1	62	8.9

Winchester, Kennard • Guard • 6-5 • 212 • College: Averett • Born Sep. 3, 1966 in Chestertown, MD
 Signed as free agent on Nov. 14, 1991. Became free agent following 1991-92 season. Also played for Houston (1990-91 – 1991-92, 1992-93).

Regular Season

Season	G	GS	Min	FG	FGA	Pct.	3P	3PA	Pct.	FT	FTA	Pct.	Off	Def	Tot	Ast	PF	Dq	Stl	TO	Blk	Pts	Avg
1991-92	15	0	64	12	27	.444	1	2	.500	8	10	.800	6	9	15	8	4	0	2	2	2	33	2.2

Playoffs

Season	G	GS	Min	FG	FGA	Pct.	3P	3PA	Pct.	FT	FTA	Pct.	Off	Def	Tot	Ast	PF	Dq	Stl	TO	Blk	Pts	Avg
1991-92	3	0	11	3	5	.600	0	0	---	0	1	.000	0	0	2	0	0	0	0	1	0	6	2.0

Wingate, David (Gate) • Guard/Forward • 6-5 • 187 • College: Georgetown • Born Dec. 15, 1963 in Baltimore, MD
 Signed as free agent on Feb. 1, 1999. Re-signed on Sep. 1, 1999. Became free agent following 1999-2000 season. Also played for Philadelphia (1986-87 – 1988-89), San Antonio (1989-90 – 1990-91), Washington (1991-92), Charlotte (1992-93 – 1994-95) and Seattle (1995-96 – 1997-98, 2000-01).

Regular Season

Season	G	GS	Min	FG	FGA	Pct.	3P	3PA	Pct.	FT	FTA	Pct.	Off	Def	Tot	Ast	PF	Dq	Stl	TO	Blk	Pts	Avg
1998-99	20	0	92	7	16	.438	0	0	---	0	0	---	3	5	8	5	10	0	4	6	0	14	0.7
1999-00	7	0	32	1	9	.111	0	0	---	0	0	---	1	1	2	3	7	0	1	2	2	2	0.3
Totals	27	0	124	8	25	.320	0	0	---														

Playoffs

Season	G	GS	Min	FG	FGA	Pct.	3P	3PA	Pct.	FT	FTA	Pct.	Off	Def	Tot	Ast	PF	Dq	Stl	TO	Blk	Pts	Avg
1998-99	Did Not Play																						
1999-00	Not On Playoff Roster																						

Wingo, Harthorne (Wingy) • Forward • 6-8 • 210 • College: Friendship JC • Born Sep. 9, 1948 in Tryon, NC
 Signed as free agent on Feb. 1, 1973. Waived in Jun. 1976.

Regular Season

Season	G	GS	Min	FG	FGA	Pct.	3P	3PA	Pct.	FT	FTA	Pct.	Off	Def	Tot	Ast	PF	Dq	Stl	TO	Blk	Pts	Avg
1972-73	13	0	59	9	22	.409	-	-	-	2	6	.333	-	-	16	1	9	0	-	-	-	20	1.5
1973-74	60	0	536	82	172	.477	-	-	-	48	76	.632	72	94	166	25	85	0	7	-	14	212	3.5
1974-75	82	10	1686	233	506	.460	-	-	-	141	187	.754	163	293	456	84	215	2	48	-	35	607	7.4
1975-76	57	0	533	72	163	.442	-	-	-	40	60	.667	46	61	107	18	59	0	19	-	8	184	3.2
Totals	212	10	2814	396	863	.459	-	-	-	231	329	.702	281	448	745	128	368	2	74	-	57	1023	4.8

Playoffs

Season	G	GS	Min	FG	FGA	Pct.	3P	3PA	Pct.	FT	FTA	Pct.	Off	Def	Tot	Ast	PF	Dq	Stl	TO	Blk	Pts	Avg
1972-73	3	0	12	5	13	.385	-	-	-	1	2	.500	-	-	7	0	1	0	-	-	-	11	3.7
1973-74	5	0	16	6	11	.545	-	-	-	0	0	---	2	1	3	1	2	0	1	-	0	12	2.4
1974-75	3	0	76	10	23	.435	-	-	-	7	10	.700	9	13	22	7	7	0	4	-	0	27	9.0
Totals	11	0	104	21	47	.447	-	-	-	8	12	.667	11	14	32	8	10	0	5	-	0	50	4.5

Woods, Qyntel • Forward/Guard • 6-8 • 225 • College: Northeast Mississippi CC • Born Feb. 16, 1981 in Memphis, TN
 Signed as free agent on Dec. 6, 2005. Became free agent following 2005-06 season. Also played for Portland (2002-03 - 2003-04) and Miami (2004-05).

Regular Season

Season	G	GS	Min	FG	FGA	Pct.	3P	3PA	Pct.	FT	FTA	Pct.	Off	Def	Tot	Ast	PF	Dq	Stl	TO	Blk	Pts	Avg
2005-06	49	16	1013	129	254	.508	22	60	.367	49	76	.645	44	146	190	47	96	1	32	61	13	329	6.7

Woodson, Michael (Mike) • Forward • 6-5 • 198 • College: Indiana • Born Mar. 24, 1958 in Indianapolis, IN
 Selected in first round (12th pick overall) of 1980 NBA Draft. Traded to New Jersey for Mike Newlin on Jun. 10, 1981. Also played for New Jersey (1981-82), Kansas City/Sacramento (1981-82 – 1985-86), L.A. Clippers (1986-87 - 1987-88) and Houston (1988-89 - 1990-91).

Regular Season

Season	G	GS	Min	FG	FGA	Pct.	3P	3PA	Pct.	FT	FTA	Pct.	Off	Def	Tot	Ast	PF	Dq	Stl	TO	Blk	Pts	Avg
1980-81	81	2	949	165	373	.442	1	5	.200	49	64	.766	33	64	97	75	95	0	36	54	12	380	4.7

Playoffs

Season	G	GS	Min	FG	FGA	Pct.	3P	3PA	Pct.	FT	FTA	Pct.	Off	Def	Tot	Ast	PF	Dq	Stl	TO	Blk	Pts	Avg
1980-81	2	0	8	1	3	.333	0	0	---	2	2	1.000	2	0	2	0	3	0	0	0	0	4	2.0

Wright, Brad • Center • 6-11 • 225 • College: UCLA • Born Mar. 27, 1962 in Hollywood, CA
 Signed as free agent on Mar. 21, 1987. Waived on Oct. 12, 1987. Also played for Denver (1987-88).

Regular Season

Season	G	GS	Min	FG	FGA	Pct.	3P	3PA	Pct.	FT	FTA	Pct.	Off	Def	Tot	Ast	PF	Dq	Stl	TO	Blk	Pts	Avg
1986-87	14	0	138	20	46	.435	0	1	.000	12	28	.429	25	28	53	1	20	0	3	13	6	52	3.7

Zaslofsky, Max (Slats) • Guard/Forward • 6-2 • 170 • College: St. John's (NY) • Born Dec. 7, 1925 in Brooklyn, NY • Died Oct. 15, 1985
 Awarded in dispersal of Chicago franchise in 1950. Re-signed on Nov. 5, 1952. Traded, with draft rights to Roy Belliveau and Jim Ligos, to Baltimore for Jim Baechtold on Aug. 24, 1953. Also played for Chicago (1946-47 - 1949-50), Baltimore (1953-54), Milwaukee (1953-54) and Fort Wayne (1953-54 - 1955-56).

Regular Season

Season	G	GS	Min	FG	FGA	Pct.	3P	3PA	Pct.	FT	FTA	Pct.	Off	Def	Tot	Ast	PF	Dq	Stl	TO	Blk	Pts	Avg
1950-51	66	-	-	302	853	.354	-	-	-	231	298	.775	-	-	228	136	150	3	-	-	-	835	12.7
1951-52	66	-	2113	322	958	.336	-	-	-	287	380	.755	-	-	194	156	183	5	-	-	-	931	14.1
1952-53	29	-	722	123	320	.384	-	-	-	98	142	.690	-	-	75	55	81	1	-	-	-	344	11.9
Totals	161	-	2835	747	2131	.351	-	-	-	616	820	.751	-	-	497	347	414	9	-	-	-	2110	13.1

Playoffs

Season	G	GS	Min	FG	FGA	Pct.	3P	3PA	Pct.	FT	FTA	Pct.	Off	Def	Tot	Ast	PF	Dq	Stl	TO	Blk	Pts	Avg
1950-51	14	-	-	88	217	.406	-	-	-	74	100	.740	-	-	58	38	43	2	-	-	-	250	17.9
1951-52	14	-	505	69	185	.373	-	-	-	89	110	.809	-	-	44	23	51	1	-	-	-	227	16.2
Totals	28	-	505	157	402	.391	-	-	-	163	210	.776	-	-	102	61	94	3	-	-	-	477	17.

**"Hardly any bothersome Clean-up
with SEAMLESS Pro-Cap
Athletic Tape"**

Says *Don Friedrichs*

**Donald C. Friedrichs,
Trainer, New York Knickerbockers**

Athletic tape removes cleanly when there's a superior bond of adhesive mass to cloth. This means faster treatment of athletes, less benzene irritation, lower benzene costs. Seamless Pro-Cap comes off roll quickly, conforms smoothly, saves valuable time.

LITTLE OR NO IRRITATION

Seamless Pro-Cap athletic tapes contain the same exclusive adhesive mass — incorporating fatty acid salts — which has made Seamless Pro-Cap Adhesive Plaster a specified tape for osteopathic purposes. Independent clinical tests prove that Pro-Cap causes little or no skin irritation, minimizes itching, sticks better.

**Use the Right Tape
for the Right Job**

SEAMLESS Pro-Cap Regular — Use this heavyweight tape where strong support is needed.

SEAMLESS Pro-Cap Sportape — An ideal lightweight tape for bandaging and taping where rugged support is not required.

SEAMLESS Pro-Cap Husky — For utility purposes, you can't beat tough, economical Pro-Cap Husky. Use the right tape — and save.



Write for FREE Strapping Booklet



Available now—Eddie O'Donnell's popular book "The Strapping of Athletes." Forty-five taping problems with illustrated strapping techniques. Training tips and hints. A "must" in the trainer's bag. Act now while supply lasts.

FINEST QUALITY SINCE 1877

ATHLETIC GOODS DIVISION
THE SEAMLESS RUBBER COMPANY

NEW HAVEN 3, CONN., U.S.A.



Alexander, Victor • Forward/Center • 6-10 • 265 •
College: Iowa State • Born Aug. 31, 1969 in Detroit, MI
Traded from Toronto, with Willie Anderson, for Doug Christie, Herb Williams and cash on Feb. 18, 1996. Waived on Mar. 12, 1996. Also played for Golden State (1991-92 — 1994-95) and Detroit (2001-02).

Amaechi, John • Forward/Center • 6-10 • 270
College: Penn State • Born Nov. 26, 1970 in Boston, MA
Traded from Houston, with Moochie Norris, for Clarence Weatherspoon on Dec. 30, 2003. Waived on Jan. 5, 2004. Also played for Cleveland (1995-96), Orlando (1999-2000 — 2000-01) and Utah (2001-02 — 2002-03).

Azubuike, Kelenna • Guard/Forward • 6-5 • 215
College: Kentucky • Born Dec. 16, 1983 in London, England
Traded from Golden State, with Anthony Randolph and Ronny Turiaf, for David Lee on Jul. 9, 2010. Waived on Feb. 28, 2011. Also played for Golden State (2006-07 — 2009-10) and Dallas (2011-12).

Bogues, Tyrone (Muggsy) • Guard • 5-3 • 141
College: Wake Forest • Born Jan. 9, 1965 in Baltimore, MD
Traded, with Mark Jackson, from Toronto for Chris Childs and 2001 first-round draft choice on Feb. 22, 2001. Traded to Dallas, as part of three team deal, in which Glen Rice was traded to Houston, Shandon Anderson went to New York from Houston, Howard Easley went to New York from Dallas, and the draft rights to Kyle Hill went from Dallas to Houston on Aug. 10, 2001; Houston received future considerations from New York and Dallas to complete trade on Aug. 17, 2001. Also played for Washington (1987-88), Charlotte (1988-89 — 1997-98), Golden State (1997-98 — 1998-99) and Toronto (1999-2000 — 2000-01).

Brewer, Corey Guard/Forward • 6-9 • 188
College: Florida • Born Mar. 5, 1986 in Portland, TN
Traded from Minnesota as part of three-team deal on Feb. 22, 2011; sent to New York for Eddy Curry, Anthony Randolph and cash considerations; Denver sent Carmelo Anthony, Renaldo Balkman, Chauncey Billups, Anthony Carter and Shelden Williams to New York for Wilson Chandler, Danilo Gallinari, Raymond Felton, Timofey Mozgov, a future first-round draft selection, two future second-round selections, cash and future draft considerations; Minnesota also sent Kosta Koufos to Denver in exchange for a future second round draft pick. Waived on Mar. 1, 2011. Also played for Minnesota (2007-08 — 2010-11), Dallas (2010-11) and Denver (2011-12 — 2012-13).

Cardinal, Brian • Forward • 6-8 • 240
College: Purdue • Born May 2, 1977 in Tolono, IL
Traded from Minnesota for Darko Milicic and cash considerations on Feb. 17, 2010. Waived on Feb. 19, 2010. Also played for Detroit (2000-01 — 2001-02), Washington (2002-03), Golden State (2003-04), Memphis (2004-05 — 2007-08), Minnesota (2008-09 — 2009-10) and Dallas (2010-11 — 2011-12).

Gardner, William (Wee Willie, Dill) • Forward
6-8 • 240 • College: None • Born Oct. 30, 1933 in Elkton, TN •
Died Sep. 28, 2000
Purchased contract from Harlem Globetrotters on Apr. 29, 1957. Retired on Nov. 7, 1957.

Hunter, Chris • Forward/Center • 6-11 • 240
College: Michigan • Born Jul. 7, 1984 in Gary, IN
Signed as free agent on Apr. 14, 2009. Waived on Oct. 22, 2009. Also played for Golden State (2009-10).

Jones, Dontae • Forward • 6-8 • 220
College: Mississippi State • Born Jun. 2, 1975 in Nashville, TN
Selected in first round (21st pick overall) of 1996 NBA Draft. Traded to Boston, with Walter McCarty, John Thomas and Scott Brooks for Chris Mills and two future second-round draft choices, on Oct. 22, 1997. Also played for Boston (1997-98).

Kerner, Jonathan • Center • 6-11 • 245
College: East Carolina • Born Jun. 6, 1974 in Atlanta, GA
Signed as free agent on Oct. 3, 2000. Waived on Nov. 27, 2000. Also played for Orlando (1998-99).

Lampe, Maciej • Forward • 6-11 • 275
College: none • Born Feb. 5, 1985 in Lodz, Poland
Selected in second round (30th overall) of 2003 NBA Draft. Traded to Phoenix, with Howard Easley, Antonio McDyess, Charlie Ward, draft rights to Milos Vujanic, 2004 first-round draft choice and future first-round draft choice, for Anternee Hardaway, Stephon Marbury and Zezay Trybanski on Jan. 5, 2004. Also played for Phoenix (2003-04), New Orleans (2004-05 — 2005-06) and Houston (2005-06).

Leckner, Eric • Center • 6-11 • 265
College: Wyoming • Born May 27, 1966 in Inglewood, CA
Signed as free agent on Oct. 2, 1996. Waived on Jan. 6, 1997. Also played for Utah (1988-89 — 1989-90), Sacramento (1990-91), Charlotte (1990-91 — 1991-92, 1996-97), Philadelphia (1993-94), Detroit (1994-95 — 1995-96) and Vancouver (1996-97).

Mickeal, Pete • Forward • 6-5 • 230
College: Cincinnati • Born Feb. 22, 1978 in Rock Island, IL
Draft rights traded from Dallas, with Erick Strickland, for John Wallace and draft rights to Donnell Harvey on Jun. 28, 2000. Signed to contract on Oct. 3, 2000. Waived on Jan. 5, 2001.

Mobley, Cuttino (Cat) • Guard • 6-4 • 215
College: Rhode Island • Born Sep. 1, 1975 in Philadelphia, PA
Traded from L.A. Clippers, with Tim Thomas, in exchange for Mardy Collins and Zach Randolph on Nov. 21, 2008. Retired on Dec. 11, 2008. Waived on Apr. 5, 2010. Also played for Houston (1998-99 — 2003-04), Orlando (2004-05), Sacramento (2004-05) and L.A. Clippers (2005-06 — 2008-09).

Pope, Mark • Forward • 6-10 • 235
College: Kentucky • Born Sep. 11, 1972 in Omaha, NE
Signed as free agent on Sep. 30, 2002. Became free agent following 2002-03. Also played for Indiana (1997-98 — 1998-99), Milwaukee (2000-01 — 2001-02) and Denver (2003-04 — 2004-05).

Rambis, Kurt • Forward • 6-8 • 215
College: Santa Clara • Born Feb. 25, 1958 in Cupertino, CA
Selected in third round (58th pick overall) of 1980 NBA Draft. Waived on Sep. 18, 1980. Signed a 10-day contract on Jan. 16, 1981. Re-signed to 10-day contract in Jan. 1981. Also played for L.A. Lakers (1981-82 — 1987-88, 1993-94 — 1994-95), Charlotte (1988-89 — 1989-90), Phoenix (1989-90 — 1991-92) and Sacramento (1992-93).

Smith, Tom • Guard • 6-1 • 165
College: St. Peter's • Born 1929 in Jersey City, NJ • Died May 31, 1996
Selected in 1951 NBA Draft. Signed on Sep. 21, 1951.

Tucker, Anthony • Forward • 6-8 • 220
College: Wake Forest • Born Apr. 4, 1969 in Washington D.C.
Signed as free agent on Oct. 5, 1995. Became free agent following 1995-96 season. Rights renounced on Jul. 14, 1996. Also played for Washington (1994-95).

Vranes, Slavko • Center • 7-5 • 276
College: none • Born Jan. 30, 1973 in Montenegro
Selected in second round (39th overall) of 2003 NBA Draft. Waived on Dec. 24, 2003. Also played for Portland (2003-04).

Walker, Paul • Forward • 6-3 • 210
College: Yale • Jul. 29, 1925 in Springfield, MO
Signed on Jan. 27, 1947.

Williams, Brandon • Guard • 6-8 • 220
College: Davidson • Born Feb. 27, 1975 in Collinston, LA
Signed to 10-day contract on Apr. 8, 2000. Waived on Apr. 14, 2000. Also played for Golden State (1997-98) and San Antonio (1998-99).

PLAYOFFS



NOW IS BIG

PLAYOFFS

NOW IS BIG

PLAYOFFS

NOW IS BIG

MADISON SQUARE
GARDEN
CHASE

PLAYOFFS

PLAYOFFS

MADISON SQUARE
GARDEN
CHASE

Rebecca Taylor, MSG Photos

WORLD CHAMPIONSHIP TEAMS

DIVISION & CONFERENCE CHAMPION TEAMS



1969-70: (top row) Head Coach Red Holzman, Phil Jackson, Dave Stallworth, Dave DeBusschere, Willis Reed, Bill Hosket, Nate Bowman, Bill Bradley, Chief Scout & Assistant Coach Dick McGuire, Trainer Danny Whelan; (front row) John Warren, Don May, Walt Frazier, President Ned Irish, Chairman Irving Mitchell Felt, V.P. & GM Eddie Donovan, Dick Barnett, Mike Riordan, Cazzie Russell.



1972-73: (top row) Bill Bradley, Phil Jackson, John Gianelli, Dave DeBusschere, Willis Reed, Jerry Lucas, Tom Riker, Dean Meminger, Trainer Danny Whalen; (front row) Henry Bibby, Walt Frazier, President Ned Irish, Chairman Irving Mitchell Felt, General Manager & Head Coach Red Holzman, Earl Monroe, Dick Barnett, Harthorne Wingo (inset).

Eastern Division Champions



1950-51: (second from left) Dick McGuire, Vince Boryla, Nat Clifton, Harry Gallatin, George Kaftan, Ray Lump, Connie Simmons; (seated) Tony Lavelli, Ernie Vandeweghe



1951-52: Vince Boryla, Nat Clifton, Harry Gallatin, George Kaftan, Ray Lump, Al McGuire, Dick McGuire, Herb Scherer, Connie Simmons, Ernie Vandeweghe, Max Zaslofsky, Executive Vice President Ned Irish, Head Coach Joe Lapchick, Trainer Don Friedrichs.



1952-53: (left to right) Connie Simmons, Carl Braun, Ernie Vandeweghe, Al McGuire, Dick McGuire, Head Coach Joe Lapchick, Dick Bunt, Max Zaslofsky, Vince Boryla, Nat Clifton, Harry Gallatin, Trainer Don Friedrichs. Not shown: Jerry Fleishman, Sherwin Raiken, Dick Surhoff.

Eastern Conference Champions



1971-72: (top row) Trainer Danny Whelan, Eddie Miles, Eddie Mast, Charlie Paulk, Dave DeBusschere, Willis Reed, Jerry Lucas, Luther Rackley, Phil Jackson, Dean Meminger; (front row) Bill Bradley, Walt Frazier, President Ned Irish, Board Chairman Irving Mitchell Felt, Head Coach/GM Red Holzman, Dick Barnett, Earl Monroe. Not shown: Assistant Coach & Head Scout Dick McGuire.



1993-94: Eric Anderson, Greg Anthony, Rolando Blackman, Anthony Bonner, Hubert Davis, Patrick Ewing, Corey Gaines, Derek Harper, Anthony Mason, Tim McCormick, Charles Oakley, Glenn Rivers, Charles Smith, John Starks, Herb Williams, President David W. Checketts, Vice President & GM Ernie Grunfeld, Head Coach Pat Riley, Assistant Coach Dick Harter, Assistant Coach Jeff Nix, Assistant Coach Bob Salmi, Assistant Coach Jeff Van Gundy, Head Athletic Trainer Mike Saunders, Assistant Trainer Tim Walsh.



1998-99: (top row) Video Coordinator Jim Sann, Assistant Coach Tom Thibodeau, Head Coach Jeff Van Gundy, Latrell Sprewell, Chris Dudley, Marcus Camby, Kurt Thomas, Ben Davis, Rick Brunson, Assistant Coach Brendan Malone, Assistant Coach Don Chaney, Assistant Coach Greg Brittenham; (front row) Head Athletic Trainer Mike Saunders, Chris Childs, David Wingate, Larry Johnson, Patrick Ewing, Herb Williams, Allan Houston, Charlie Ward, Assistant Athletic Trainer Said Hamdan. Not shown: President & GM Ernie Grunfeld

YEAR-BY-YEAR PLAYOFF RESULTS

YEAR-BY-YEAR PLAYOFF RESULTS

1947 NBA Playoffs

Quarterfinals - Knicks Defeat Rebels (2-1)			
Apr. 2	at CLE	L	51 - 77
Apr. 5	at MSG	W	86 - 74
Apr. 9	at Armory	W	93 - 71
Semifinals - Warriors Defeat Knicks (0-2)			
Apr. 12	at PHI	L	70 - 82
Apr. 14	at Armory	L	53 - 72

1948 NBA Playoffs

Quarterfinals - Bullets Defeat Knicks (2-1)			
Mar. 27	at BAL	L	81 - 85
Mar. 28	at MSG	W	79 - 69
Apr. 1	at BAL	L	77 - 84

1949 NBA Playoffs

Eastern Division Semifinals - Knicks Defeat Bullets (2-1)			
Mar. 23	at BAL	L	81 - 82
Mar. 24	at MSG	W	84 - 74
Mar. 26	at MSG	W	103 - 99 *
Eastern Division Finals - Capitols Defeat Knicks (2-1)			
Mar. 29	at WAS	L	71 - 77
Mar. 31	at MSG	W	86 - 84 *
Apr. 2	at WAS	L	76 - 84

1950 NBA Playoffs

Eastern Division Semifinals - Knicks Defeat Capitols (2-0)			
Mar. 21	at WAS	W	90 - 87
Mar. 22	at MSG	W	103 - 83
Eastern Division Finals - Nationals Defeat Knicks (2-1)			
Mar. 26	at SYR	L	83 - 91 *
Mar. 30	at MSG	W	80 - 76
Apr. 2	at SYR	L	80 - 91

1951 NBA Playoffs

Eastern Division Semifinals - Knicks Defeat Celtics (2-0)			
Mar. 20	at BOS	W	83 - 69
Mar. 22	at MSG	W	92 - 78
Eastern Division Finals - Knicks Defeat Nationals (3-2)			
Mar. 28	at MSG	W	103 - 92
Mar. 29	at SYR	L	80 - 102
Mar. 31	at MSG	W	77 - 75 *
Apr. 1	at SYR	L	83 - 90
Apr. 4	at Armory	W	83 - 81
NBA Finals - Royals Defeat Knicks (4-3)			
Apr. 7	at ROC	L	65 - 92
Apr. 8	at ROC	L	84 - 99
Apr. 11	at Armory	L	71 - 78
Apr. 13	at Armory	W	79 - 73
Apr. 15	at ROC	W	92 - 89
Apr. 18	at Armory	W	80 - 73
Apr. 21	at ROC	L	75 - 79

1952 NBA Playoffs

Eastern Division Semifinals - Knicks Defeat Celtics (2-1)			
Mar. 19	at BOS	L	94 - 105
Mar. 23	at MSG	W	101 - 97
Mar. 26	at BOS	W	88 - 87 **
Eastern Division Finals - Knicks Defeat Nationals (3-1)			
Apr. 2	at SYR	W	87 - 85
Apr. 3	at SYR	L	92 - 102
Apr. 4	at Armory	W	99 - 92
Apr. 8	at Armory	W	100 - 93
NBA Finals - Lakers Defeat Knicks (4-3)			
Apr. 12	at STP	L	79 - 83 *
Apr. 13	at STP	W	80 - 72
Apr. 16	at Armory	L	77 - 82
Apr. 18	at Armory	W	90 - 89 *
Apr. 20	at STP	L	89 - 102
Apr. 23	at Armory	W	76 - 68
Apr. 25	at MIN	L	65 - 82

1953 NBA Playoffs

Eastern Division Semifinals - Knicks Defeat Bullets (2-0)			
Mar. 17	at MSG	W	80 - 62
Mar. 20	at BAL	W	90 - 81
Eastern Division Finals - Knicks Defeat Celtics (3-1)			
Mar. 25	at MSG	W	95 - 91
Mar. 26	at BOS	L	70 - 86
Mar. 28	at MSG	W	101 - 82
Mar. 29	at BOS	W	82 - 75
NBA Finals - Lakers Defeat Knicks (4-1)			
Apr. 4	at MIN	W	96 - 88
Apr. 5	at MIN	L	71 - 73
Apr. 7	at Armory	L	75 - 90
Apr. 8	at Armory	L	69 - 71
Apr. 10	at Armory	L	84 - 91

1954 NBA Playoffs

Eastern Division Round Robin - Knicks (0-4)			
Mar. 16	at MSG (BOS)	L	71 - 93
Mar. 18	at SYR	L	68 - 75
Mar. 20	at BOS	L	78 - 79
Mar. 21	at MSG (SYR)	L	99 - 103

1955 NBA Playoffs

Eastern Division Semifinals - Celtics Defeat Knicks (2-1)			
Mar. 15	at BOS	L	101 - 122
Mar. 16	at MSG	W	102 - 95
Mar. 19	at MSG	L	109 - 116

1956 NBA Playoffs

Eastern Division Third-Place Game - Nationals Defeat Knicks			
Mar. 15	at SYR	L	77 - 82
<i>Game not recognized by NBA as official playoff game</i>			

1959 NBA Playoffs

Eastern Division Semifinals - Nationals Defeat Knicks (2-0)			
Mar. 13	at Armory	L	123 - 129
Mar. 15	at SYR	L	115 - 131

1967 NBA Playoffs

Eastern Division Semifinals - Celtics Defeat Knicks (3-1)			
Mar. 21	at BOS	L	110 - 140
Mar. 25	at MSG	L	108 - 115
Mar. 26	at BOS	W	123 - 112
Mar. 28	at MSG	L	109 - 118

1968 NBA Playoffs

Eastern Division Semifinals - 76ers Defeat Knicks (4-2)			
Mar. 22	at PHI	L	110 - 118
Mar. 23	at MSG	W	128 - 117
Mar. 27	at PHI	L	132 - 138 **
Mar. 30	at MSG	W	107 - 98
Mar. 31	at PHI	L	107 - 123
Apr. 1	at MSG	L	97 - 113

1969 NBA Playoffs

Eastern Division Semifinals - Knicks Defeat Bullets (4-0)			
Mar. 27	at BAL	W	113 - 101
Mar. 29	at MSG	W	107 - 91
Mar. 30	at BAL	W	119 - 116
Apr. 2	at MSG	W	115 - 108
Eastern Division Finals - Celtics Defeat Knicks (4-2)			
Apr. 6	at MSG	L	100 - 108
Apr. 9	at BOS	L	97 - 112
Apr. 10	at MSG	W	101 - 91
Apr. 13	at BOS	L	96 - 97
Apr. 14	at MSG	W	112 - 104
Apr. 18	at BOS	L	105 - 106

1970 NBA Playoffs

Eastern Division Semifinals - Knicks Defeat Bullets (4-3)			
Mar. 26	at MSG	W	120 - 117 **
Mar. 27	at BAL	W	106 - 99
Mar. 29	at MSG	L	113 - 127
Mar. 31	at BAL	L	92 - 102
Apr. 2	at MSG	W	101 - 80
Apr. 5	at BAL	L	87 - 96
Apr. 6	at MSG	W	127 - 114
Eastern Division Finals - Knicks Defeat Bucks (4-1)			
Apr. 11	at MSG	W	110 - 102
Apr. 13	at MSG	W	112 - 111
Apr. 17	at MIL	L	96 - 101
Apr. 19	at MIL	W	117 - 105
Apr. 20	at MSG	W	132 - 96
NBA Finals - Knicks Defeat Lakers (4-3)			
Apr. 24	at MSG	W	124 - 112
Apr. 27	at MSG	L	103 - 105
Apr. 29	at LAL	W	111 - 108 *
May 1	at LAL	L	115 - 121 *
May 4	at MSG	W	107 - 100
May 6	at LAL	L	113 - 135
May 8	at MSG	W	113 - 99

1971 NBA Playoffs

Eastern Conference Semifinals - Knicks Defeat Hawks (4-1)			
Mar. 25	at MSG	W	112 - 101
Mar. 27	at MSG	L	104 - 113
Mar. 28	at ATL	W	110 - 95
Mar. 30	at ATL	W	113 - 107
Apr. 1	at MSG	W	111 - 107
Eastern Conference Finals - Bullets Defeat Knicks (4-3)			
Apr. 6	at MSG	W	112 - 111
Apr. 9	at MSG	W	107 - 88
Apr. 11	at BAL	L	88 - 114
Apr. 14	at BAL	L	80 - 101
Apr. 16	at MSG	W	89 - 84
Apr. 18	at BAL	L	96 - 113
Apr. 19	at MSG	L	91 - 93

1972 NBA Playoffs

Eastern Conference Semifinals - Knicks Defeat Bullets (4-2)			
Mar. 31	at BAL	L	105 - 108 *
Apr. 2	at MSG	W	110 - 88
Apr. 4	at BAL	L	103 - 104
Apr. 6	at MSG	W	104 - 98
Apr. 9	at BAL	W	106 - 82
Apr. 11	at MSG	W	107 - 101
Eastern Conference Finals - Knicks Defeat Celtics (4-1)			
Apr. 13	at BOS	W	116 - 94
Apr. 16	at MSG	W	106 - 105
Apr. 19	at BOS	L	109 - 115
Apr. 21	at MSG	W	116 - 98
Apr. 23	at BOS	W	111 - 103
NBA Finals - Lakers Defeat Knicks (4-1)			
Apr. 26	at LAL	W	114 - 92
Apr. 30	at LAL	L	92 - 106
May 3	at MSG	L	96 - 107
May 5	at MSG	L	111 - 116 *
May 7	at LAL	L	100 - 114

1973 NBA Playoffs

Eastern Conference Semifinals - Knicks Defeat Bullets (4-1)			
Mar. 30	at MSG	W	95 - 83
Apr. 1	at MSG	W	123 - 103
Apr. 4	at BAL	W	103 - 96
Apr. 6	at BAL	L	89 - 97
Apr. 8	at MSG	W	109 - 99
Eastern Conference Finals - Knicks Defeat Celtics (4-3)			
Apr. 15	at BOS	L	108 - 134
Apr. 18	at MSG	W	129 - 96
Apr. 20	at BOS	W	98 - 91
Apr. 22	at MSG	W	117 - 110 **
Apr. 25	at BOS	L	97 - 98
Apr. 27	at MSG	L	100 - 110
Apr. 29	at BOS	W	94 - 78
NBA Finals - Knicks Defeat Lakers (4-1)			
May 1	at LAL	L	112 - 115
May 3	at LAL	W	99 - 95
May 6	at MSG	W	87 - 83
May 8	at MSG	W	103 - 98
May 10	at LAL	W	102 - 93

1974 NBA Playoffs

Eastern Conference Semifinals - Knicks Defeat Bullets (4-3)			
Mar. 29	at MSG	W	102 - 91
Mar. 31	at CAP	L	87 - 99
Apr. 2	at MSG	L	79 - 88
Apr. 5	at CAP	W	101 - 93 *
Apr. 7	at MSG	W	106 - 105
Apr. 10	at CAP	L	92 - 109
Apr. 12	at MSG	W	91 - 81
Eastern Conference Finals - Celtics Defeat Knicks (4-1)			
Apr. 14	at BOS	L	88 - 113
Apr. 16	at MSG	L	99 - 111
Apr. 19	at BOS	W	103 - 100
Apr. 21	at MSG	L	91 - 98
Apr. 24	at BOS	L	94 - 105

1975 NBA Playoffs

Eastern Conference First Round - Rockets Defeat Knicks (2-1)			
Apr. 8	at HOU	L	84 - 99
Apr. 10	at MSG	W	106 - 96
Apr. 12	at HOU	L	86 - 118

1978 NBA Playoffs

Eastern Conference First Round - Knicks Defeat Cavaliers (2-0)			
Apr. 12	at CLE	W	132 - 114
Apr. 14	at MSG	W	109 - 107
Eastern Conference Semifinals - 76ers Defeat Knicks (4-0)			
Apr. 16	at PHI	L	90 - 130
Apr. 18	at PHI	L	100 - 119
Apr. 20	at MSG	L	126 - 137
Apr. 23	at MSG	L	107 - 112

1981 NBA Playoffs

Eastern Conference First Round - Bulls Defeat Knicks (2-0)			
Mar. 31	at MSG	L	80 - 90
Apr. 3	at CHI	L	114 - 115 *

1983 NBA Playoffs

Eastern Conference First Round - Knicks Defeat Nets (2-0)			
Apr. 20	at NJN	W	118 - 107
Apr. 21	at MSG	W	105 - 99
Eastern Conference Semifinals - 76ers Defeat Knicks (4-0)			
Apr. 24	at PHI	L	102 - 112
Apr. 27	at PHI	L	91 - 98
Apr. 30	at MSG	L	105 - 107
May 1	at MSG	L	102 - 105

YEAR-BY-YEAR PLAYOFF RESULTS

YEAR-BY-YEAR PLAYOFF RESULTS

1984 NBA Playoffs

Eastern Conference First Round - Knicks Defeat Pistons (3-2)			
Apr. 17	at DET	W	94 - 93
Apr. 19	at DET	L	105 - 113
Apr. 22	at MSG	W	120 - 113
Apr. 25	at MSG	L	112 - 119
Apr. 27	at DET	W	127 - 123 *
Eastern Conference Semifinals - Celtics Defeat Knicks (4-3)			
Apr. 29	at BOS	L	92 - 110
May 2	at BOS	L	102 - 116
May 4	at MSG	W	100 - 92
May 6	at MSG	W	118 - 113
May 9	at BOS	L	99 - 121
May 11	at MSG	W	106 - 104
May 13	at BOS	L	104 - 121

1988 NBA Playoffs

Eastern Conference First Round - Celtics Defeat Knicks (3-1)			
Apr. 29	at BOS	L	92 - 112
May 1	at BOS	L	102 - 128
May 4	at MSG	W	109 - 100
May 6	at MSG	L	94 - 102

1989 NBA Playoffs

Eastern Conference First Round - Knicks Defeat 76ers (3-0)			
Apr. 27	at MSG	W	102 - 96
Apr. 29	at MSG	W	107 - 106 *
May 2	at PHI	W	116 - 115 *
Eastern Conference Semifinals - Bulls Defeat Knicks (4-2)			
May 9	at MSG	L	109 - 120 *
May 11	at MSG	W	114 - 97
May 13	at CHI	L	88 - 111
May 14	at CHI	L	93 - 106
May 16	at MSG	W	121 - 114
May 19	at CHI	L	111 - 113

1990 NBA Playoffs

Eastern Conference First Round - Knicks Defeat Celtics (3-2)			
Apr. 26	at BOS	L	105 - 116
Apr. 28	at BOS	L	128 - 157
May 2	at MSG	W	102 - 99
May 4	at MSG	W	135 - 108
May 6	at BOS	W	121 - 114
Eastern Conference Semifinals - Pistons Defeat Knicks (4-1)			
May 8	at DET	L	77 - 112
May 10	at DET	L	97 - 104
May 12	at MSG	W	111 - 103
May 13	at MSG	L	90 - 102
May 15	at DET	L	87 - 95

1991 NBA Playoffs

Eastern Conference First Round - Bulls Defeat Knicks (3-0)			
Apr. 25	at CHI	L	85 - 126
Apr. 28	at CHI	L	79 - 89
Apr. 30	at MSG	L	94 - 103

1992 NBA Playoffs

Eastern Conference First Round - Knicks Defeat Pistons (3-2)			
Apr. 24	at MSG	W	109 - 75
Apr. 26	at MSG	L	88 - 89
Apr. 28	at DET	W	90 - 87 *
May 1	at DET	L	82 - 86
May 3	at MSG	W	94 - 87
Eastern Conference Semifinals - Bulls Defeat Knicks (4-3)			
May 5	at CHI	W	94 - 89
May 7	at CHI	L	78 - 86
May 9	at MSG	L	86 - 94
May 10	at MSG	W	93 - 86
May 12	at CHI	L	88 - 96
May 14	at MSG	W	100 - 86
May 17	at CHI	L	81 - 110

1993 NBA Playoffs

Eastern Conference First Round - Knicks Defeat Pacers (3-1)			
Apr. 30	at MSG	W	107 - 104
May 2	at MSG	W	101 - 91
May 4	at IND	L	93 - 116
May 6	at IND	W	109 - 100 *
Eastern Conference Semifinals - Knicks Defeat Hornets (4-1)			
May 9	at MSG	W	111 - 95
May 12	at MSG	W	105 - 101 *
May 14	at CHA	L	106 - 110 **
May 16	at CHA	W	94 - 92
May 18	at MSG	W	105 - 101
Eastern Conference Finals - Bulls Defeat Knicks (4-2)			
May 23	at MSG	W	98 - 90
May 25	at MSG	W	96 - 91
May 29	at CHI	L	83 - 103
May 31	at CHI	L	95 - 105
Jun. 2	at MSG	L	94 - 97
Jun. 4	at CHI	L	88 - 96

1994 NBA Playoffs

Eastern Conference First Round - Knicks Defeat Nets (3-1)			
Apr. 29	at MSG	W	91 - 80
May 1	at MSG	W	90 - 81
May 4	at NJN	L	92 - 93 *
May 6	at NJN	W	102 - 92
Eastern Conference Semifinals - Knicks Defeat Bulls (4-3)			
May 8	at MSG	W	90 - 86
May 11	at MSG	W	96 - 91
May 13	at CHI	L	102 - 104
May 15	at CHI	L	83 - 95
May 18	at MSG	W	87 - 86
May 20	at CHI	L	79 - 93
May 22	at MSG	W	87 - 77
Eastern Conference Finals - Knicks Defeat Pacers (4-3)			
May 24	at MSG	W	100 - 89
May 26	at MSG	W	89 - 78
May 28	at IND	L	68 - 88
May 30	at IND	L	77 - 83
Jun. 1	at MSG	L	86 - 93
Jun. 3	at IND	W	98 - 91
Jun. 5	at MSG	W	94 - 90
NBA Finals - Rockets Defeat Knicks (4-3)			
Jun. 8	at HOU	L	78 - 85
Jun. 10	at HOU	W	91 - 83
Jun. 12	at MSG	L	89 - 93
Jun. 15	at MSG	W	91 - 82
Jun. 17	at MSG	W	91 - 84
Jun. 19	at HOU	L	84 - 86
Jun. 22	at HOU	L	84 - 90

1995 NBA Playoffs

Eastern Conference First Round - Knicks Defeat Cavaliers (3-1)			
Apr. 27	at MSG	W	103 - 79
Apr. 29	at MSG	L	84 - 90
May 1	at CLE	W	83 - 80
May 4	at CLE	W	93 - 80
Eastern Conference Semifinals - Pacers Defeat Knicks (4-3)			
May 7	at MSG	L	105 - 107
May 9	at MSG	W	96 - 77
May 11	at IND	L	95 - 97 *
May 13	at IND	L	84 - 98
May 17	at MSG	W	96 - 95
May 19	at IND	W	92 - 82
May 21	at MSG	L	95 - 97

1996 NBA Playoffs

Eastern Conference First Round - Knicks Defeat Cavaliers (3-0)			
Apr. 25	at CLE	W	106 - 83
Apr. 27	at CLE	W	84 - 80
May 1	at MSG	W	81 - 76
Eastern Conference Semifinals - Bulls Defeat Knicks (4-1)			
May 5	at CHI	L	84 - 91
May 7	at CHI	L	80 - 91
May 11	at MSG	W	102 - 99 *
May 12	at MSG	L	91 - 94
May 14	at CHI	L	81 - 94

1997 NBA Playoffs

Eastern Conference First Round - Knicks Defeat Hornets (3-0)			
Apr. 24	at MSG	W	109 - 99
Apr. 25	at MSG	W	100 - 93
Apr. 28	at CHA	W	104 - 95
Eastern Conference Semifinals - Heat Defeat Knicks (4-3)			
May 7	at MIA	W	88 - 79
May 9	at MIA	L	84 - 88
May 11	at MSG	W	77 - 73
May 12	at MSG	W	89 - 76
May 14	at MIA	L	81 - 96
May 16	at MSG	L	90 - 95
May 18	at MIA	L	90 - 101

1998 NBA Playoffs

Eastern Conference First Round - Knicks Defeat Heat (3-2)			
Apr. 24	at MIA	L	79 - 94
Apr. 26	at MIA	W	96 - 86
Apr. 28	at MSG	L	85 - 91
Apr. 30	at MSG	W	90 - 85
May 3	at MIA	W	98 - 81
Eastern Conference Semifinals - Pacers Defeat Knicks (4-1)			
May 5	at IND	L	83 - 93
May 7	at IND	L	77 - 85
May 9	at MSG	W	83 - 76
May 10	at MSG	L	107 - 118 *
May 13	at IND	L	88 - 99

1999 NBA Playoffs

Eastern Conference First Round - Knicks Defeat Heat (3-2)			
May 8	at MIA	W	95 - 75
May 10	at MIA	L	73 - 83
May 12	at MSG	W	97 - 73
May 14	at MSG	L	72 - 87
May 16	at MIA	W	78 - 77
Eastern Conference Semifinals - Knicks Defeat Hawks (4-0)			
May 18	at ATL	W	100 - 92
May 20	at ATL	W	77 - 70
May 23	at MSG	W	90 - 78
May 24	at MSG	W	79 - 66
Eastern Conference Finals - Knicks Defeat Pacers (4-2)			
May 30	at IND	W	93 - 90
Jun. 1	at IND	L	86 - 88
Jun. 5	at MSG	W	92 - 91
Jun. 7	at MSG	L	78 - 90
Jun. 9	at IND	W	101 - 94
Jun. 11	at MSG	W	90 - 82
NBA Finals - Spurs Defeat Knicks (4-1)			
Jun. 16	at SAS	L	77 - 89
Jun. 18	at SAS	L	67 - 80
Jun. 21	at MSG	W	89 - 81
Jun. 23	at MSG	L	89 - 96
Jun. 25	at MSG	L	77 - 78

2000 NBA Playoffs

Eastern Conference First Round - Knicks Defeat Raptors (3-0)			
Apr. 23	at MSG	W	92 - 88
Apr. 26	at MSG	W	84 - 83
Apr. 30	at TOR	W	87 - 80
Eastern Conference Semifinals - Knicks Defeat Heat (4-3)			
May 7	at MIA	L	83 - 87
May 9	at MIA	W	82 - 76
May 12	at MSG	L	76 - 77 *
May 14	at MSG	W	91 - 83
May 17	at MIA	L	81 - 87
May 19	at MSG	W	72 - 70
May 21	at MIA	W	83 - 82
Eastern Conference Finals - Pacers Defeat Knicks (4-2)			
May 23	at IND	L	88 - 102
May 25	at IND	L	84 - 88
May 27	at MSG	W	98 - 95
May 29	at MSG	W	91 - 89
May 31	at IND	L	79 - 88
Jun. 2	at MSG	L	80 - 93

2001 NBA Playoffs

Eastern Conference First Round - Raptors Defeat Knicks (3-2)			
Apr. 22	at MSG	W	92 - 85
Apr. 26	at MSG	L	74 - 94
Apr. 29	at TOR	W	97 - 89
May 2	at TOR	L	93 - 100
May 4	at MSG	L	89 - 93

2004 NBA Playoffs

Eastern Conference First Round - Nets Defeat Knicks (0-4)			
Apr. 17	at NJN	L	83 - 107
Apr. 20	at NJN	L	81 - 99
Apr. 22	at MSG	L	78 - 81
Apr. 25	at MSG	L	94 - 100

2011 NBA Playoffs

Eastern Conference First Round - Celtics Defeat Knicks (0-4)			
Apr. 17	at BOS	L	85 - 87
Apr. 19	at BOS	L	93 - 96
Apr. 22	at MSG	L	96 - 113
Apr. 24	at MSG	L	101 - 89

2012 NBA Playoffs

Eastern Conference First Round - Heat Defeat Knicks (1-4)			
Apr. 28	at MIA	L	67 - 100
Apr. 30	at MIA	L	94 - 104
May 3	at MSG	L	70 - 87
May 6	at MSG	W	89 - 87
May 9	at MIA	L	94 - 106

2013 NBA Playoffs

Eastern Conference First Round - Knicks defeat Celtics (4-2)			
Apr. 20	at MSG	W	85 - 78
Apr. 23	at MSG	W	87 - 71
Apr. 26	at BOS	W	90 - 76
Apr. 28	at BOS	L	90 - 97
May 1	at MSG	L	86 - 92
May 3	at BOS	W	88 - 80
Eastern Conference Semifinals - Pacers defeat Knicks (2-4)			
May 5	at MSG	L	95 - 102
May 7	at MSG	W	105 - 79
May 11	at IND	L	71 - 82
May 14	at IND	L	82 - 93
May 16	at MSG	W	85 - 75
May 18	at IND	L	99 - 106

PLAYOFF COACHING RECORDS

Head Coach	Seasons	W	L	Pct.
Red Holzman	9	54	43	.557
Jeff Van Gundy	6	37	32	.536
Pat Riley	4	35	28	.556
Joe Lapchick	8	30	30	.500
Mike Woodson	2	7	10	.418
Hubie Brown	2	8	10	.444
Rick Pitino	2	6	7	.462
Stu Jackson	1	4	6	.400
Neil Cohalan	1	2	3	.400
Willis Reed	1	2	4	.333
Dick McGuire	1	1	3	.250
Vince Boryla	1	0	1	.000
Fuzzy Levane	1	0	2	.000
John MacLeod	1	0	3	.000
Mike D'Antoni	1	0	4	.000
Lenny Wilkens	1	0	4	.000
Totals		186	189	.496

PLAYOFF OFFENSIVE TEAM STATISTICS

Season	G	FG	FGA	Pct	3P	3PA	Pct	FT	FTA	Pct	Off	Def	Tot	Ast	PF	Stl	TO	Blk	Pts	RPG	APG	PPG
1947	5	136	500	.272				81	132	.614				40					353	8.0	70.6	
1948	3	85	253	.336				67	101	.663				16					237	5.3	79.0	
1949	6	157	476	.330				187	257	.728				80	213				501	13.3	83.5	
1950	5	135	355	.380				166	201	.826				81	173				436	16.2	87.2	
1951	14	410	1085	.378				327	476	.687			743	309	424				1147	53.1	22.1	81.9
1952	14	393	1001	.393				431	581	.742			711	256	432				1217	50.8	18.3	86.9
1953	11	309	801	.386				295	414	.713			640	247	304				913	58.2	22.5	83.0
1954	4	92	250	.368				132	179	.737			200	64	149				316	50.0	16.0	79.0
1955	3	103	262	.393				106	137	.774			177	76	72				312	59.0	25.3	104.0
1959	2	90	248	.363				58	76	.763			155	43	70				238	77.5	21.5	119.0
1967	4	174	441	.395				102	135	.756			288	91	123				450	72.0	22.8	112.5
1968	6	274	603	.454				131	182	.720			363	135	174				679	60.5	22.5	113.2
1969	10	422	964	.438				221	301	.734			555	227	240				1065	55.5	22.7	106.5
1970	19	877	1919	.457				345	455	.758			950	450	446				2099	50.0	23.7	110.5
1971	12	497	1151	.432				219	306	.716			569	217	296				1213	47.4	18.1	101.1
1972	16	671	1431	.469				364	483	.754			730	369	380				1706	45.6	23.1	106.6
1973	17	716	1542	.464				273	365	.748			501	212	295				1765	44.5	23.3	103.8
1974	12	470	1083	.434				193	239	.808	144	357	501	212	295	71	187	31	1133	41.8	17.7	94.4
1975	3	107	242	.442				62	78	.795	34	89	123	55	68	27	61	12	276	41.0	18.3	92.0
1978	6	281	591	.475				102	142	.718	96	169	265	171	182	52	111	28	664	44.2	28.5	110.7
1981	2	75	171	.439	1	10	100	43	63	.683	31	52	83	37	57	20	42	4	194	41.5	18.5	97.0
1983	6	238	493	.483	7	19	368	140	183	.765	76	157	233	136	155	44	102	25	623	38.8	22.7	103.8
1984	12	494	1014	.487	5	24	208	286	381	.751	177	326	503	284	350	97	219	54	1279	41.9	23.7	106.6
1988	4	153	348	.440	16	47	340	75	92	.815	54	109	163	102	115	33	63	21	397	40.8	25.5	99.3
1989	9	364	765	.476	39	109	358	194	267	.727	137	252	389	235	230	71	145	36	961	43.2	26.1	106.8
1990	10	403	845	.477	25	69	362	219	285	.768	130	264	394	268	231	84	133	34	1050	39.4	26.8	105.0
1991	3	97	219	.443	11	28	393	53	66	.803	34	82	116	62	81	16	67	11	258	38.7	20.7	86.0
1992	12	409	940	.435	27	106	255	238	320	.744	106	334	520	273	300	76	165	50	1093	43.3	22.8	90.3
1993	15	571	1194	.478	48	139	345	295	420	.702	222	439	661	373	392	120	267	64	1495	44.1	24.9	99.0
1994	25	811	1894	.428	110	332	331	487	666	.731	353	686	1039	507	637	203	412	135	2129	41.6	20.3	88.8
1995	11	368	765	.481	79	187	422	211	307	.687	107	297	404	250	304	77	182	69	1026	36.7	22.7	93.3
1996	8	256	554	.462	51	129	395	146	210	.695	69	227	296	149	162	52	142	30	709	37.0	18.6	88.6
1997	10	343	735	.467	55	148	372	171	222	.770	97	298	395	211	234	86	157	35	912	39.5	21.1	91.2
1998	10	322	738	.436	53	136	390	189	247	.765	105	292	397	188	268	86	161	20	886	39.7	18.8	88.6
1999	20	637	1485	.429	64	228	281	362	478	.757	203	582	785	299	509	151	268	78	1700	39.3	15.0	85.0
2000	16	499	1158	.431	72	183	393	281	368	.764	129	486	615	234	367	104	188	65	1351	38.4	14.6	84.4
2001	5	167	357	.468	20	59	339	91	117	.778	39	143	182	78	121	31	73	19	445	36.4	15.6	89.0
2004	4	123	320	.384	17	58	233	73	101	.723	49	105	154	78	112	37	65	16	336	38.5	19.5	84.0
2011	4	128	332	.386	33	95	347	74	99	.747	58	104	162	67	75	26	61	27	363	40.5	12.6	90.8
2012	5	153	367	.417	25	91	275	83	109	.761	62	140	202	63	121	30	92	11	414	40.4	12.6	82.8
2013	12	399	972	.410	96	280	343	169	216	.782	128	346	474	181	285	106	139	51	1063	39.5	15.1	88.6

PLAYOFF DEFENSIVE TEAM STATISTICS

Season	G	FG	FGA	Pct	3P	3PA	Pct	FT	FTA	Pct	Off	Def	Tot	Ast	PF	Stl	TO	Blk	Pts	RPG	APG	PPG
1947	5																		376			75.2
1948	3																		238			79.3
1949	6																		508			84.7
1950	5																		428			85.6
1951	14																		1170			83.6
1952	14																		1239			88.8
1953	11																		890			80.9
1954	4																		350			87.5
1955	3																		333			111.0
1959	2																		260			130.0
1967	4																		485			121.3
1968	6																		707			117.8
1969	10																		1034			103.4
1970	19																		2030			102.8
1971	12	479	1092	.439				269	374	.719			680	204	253				1227	56.7	17.0	102.3
1972	16	613	1444	.425				405	525	.771			783	315	390				1631	48.9	19.7	101.9
1973	17	680	1513	.449				319	455	.701			807	329	387				1679	47.5	19.4	98.8
1974	12	482	1045	.461				229	294	.779	161	432	593	239	274	60	221	45	1193	49.4	19.9	99.4
1975	3	128	271	.472				57	70	.814	49	92	141	77	73	27	54	19	313	47.0	25.7	104.3
1978	6	273	560	.488				173	219	.790	93	210	303	153	140	50	121	39	719	50.5	25.5	119.8
1981	2	79	166	.476	0	0	---	47	56	.839	31	66	97	39	52	19	40	17	205	48.5	19.5	102.5
1983	6	250	508	.492	2	12	.167	126	173	.728	91	170	261	152	154	49	105	33	628	43.5	25.3	104.7
1984	12	508	1055	.482	8	26	.308	314	411	.764	193	334	527	280	327	112	201	66	1338	43.9	23.3	111.5
1988	4	160	316	.506	10	25	.400	112	136	.824	53	110	163	116	20	38	60	24	442	40.8	29.5	110.5
1989	9	369	742	.497	31	96	.323	209	273	.766	110	259	369	24	226	73	143	39	978	41.0	27.7	103.7
1990	10	439	837	.524	24	76	.316	208	262	.794	129	292	421	268	214	67	155	52	1110	42.1	26.8	111.0
1991	3	117	236	.496	8	16	.500	76	97	.784	33	80	113	67	55	37	39	9	318	37.7	22.3	106.0
1992	12	401	893	.449	27	82	.329	242	336	.720	137	295	432	262	276	78	161	60	1071	36.0	21.8	89.3
1993	15	544	1175	.463	48	124	.387	356	468	.761	179	388	567	319	373	131	235	56	1492	37.8	21.3	99.5
1994	25	788	1855	.425	94	305	.308	523	690	.758	294	686	980	502	595	203	422	116	2193	39.2	20.1	87.7
1995	11	332	768	.432	50	146	.342	269	346	.777	116	279	395	205	291	74	186	33	9			

PLAYOFF SERIES' HIGHS

	Two-Game Series	Three-Game Series	Four-Game Series	Five-Game Series	Six-Game Series	Seven-Game Series	Combined Season
Minutes Played	88 Bob McAdoo 1978 vs. CLE 44.0	136 Latrell Sprewell 2000 vs. TOR 45.3	178 Willis Reed 1969 vs. BAL 44.5	230 Willis Reed 1971 vs. ATL 46.0	278 Jerry Lucas 1972 vs. BAL 46.3	308 Patrick Ewing 1994 vs. HOU 44.0	1032 Patrick Ewing 1994 25 games 41.3
Field Goals Made	28 Bob McAdoo 1978 vs. CLE	30 Patrick Ewing 1989 vs. PHI	45 Willis Reed 1969 vs. BAL	84 Bernard King 1984 vs. DET	65 Carmelo Anthony 2013 vs. IND	78 Bernard King 1984 vs. BOS	210 Patrick Ewing 1994 25 games
Field Goals Attempted	47 Bud Palmer 1947 vs. PHI	52 Nat Clifton 1955 vs. BOS	88 Done two times	139 Bernard King 1984 vs. DET	160 Carmelo Anthony 2013 vs. BOS	160 Patrick Ewing 1994 vs. HOU	481 Patrick Ewing 1994 25 games
Free Throws Made	16 Campy Russell 1981 vs. CHI	22 Kiki Vandeweghe 1991 vs. CHI	35 Carl Braun 1952 vs. SYR & BOS	40 (2) Patrick Ewing 1990 vs. DET	44 Carmelo Anthony 2013 vs. BOS	48 Bernard King 1984 vs. BOS	123 Patrick Ewing 1994 25 games
Free Throws Attempted	17 Campy Russell 1981 vs. CHI	25 (2) K.Vandeweghe 1991 vs. CHI	44 Patrick Ewing 1994 vs. NJN	55 Walt Frazier 1972 vs. BOS	49 Carmelo Anthony 2013 vs. BOS	63 Bernard King 1984 vs. BOS	163 Patrick Ewing 1994 25 games
Rebounds	31 Charlie Tyra 1959 vs. SYR 15.5	44 Harry Gallatin 1955 vs. BOS 14.7	70 D. DeBusschere 1969 vs. BAL 17.5	79 D. DeBusschere 1971 vs. ATL 15.8	96 Walt Bellamy vs. PHI 1968 16.0	124 Willis Reed 1970 vs. BAL 17.7	293 Patrick Ewing 1994 25 games 11.72
Assists	16 Ray Williams 1978 vs. CLE 8.0	28 Mark Jackson 1989 vs. PHI 9.3	51 Walt Frazier 1969 vs. BAL 12.8	44 Maurice Cheeks 1990 vs. BOS 8.8	63 Mark Jackson 1989 vs. CHI 10.5	73 Walt Frazier 1970 vs. LAL 10.4	156 Walt Frazier 1970 19 games 8.2
Steals	7 M.R. Richardson 1981 vs. CHI 3.50	11 Walt Frazier 1975 vs. HOU 3.67	10 Mark Jackson 1988 vs. BOS 2.50	15 Darrell Walker 1984 vs. DET 3.00	13 Marcus Camby 1999 vs. IND 2.17	19 Derek Harper 1994 vs. IND 2.71	42 Derek Harper 1994 23 games 1.83
Blocks	4 Bill Cartwright 1983 vs. NJN 2.00	11 Patrick Ewing 1996 vs. CLE 3.67	13 (2) Patrick Ewing 1994 vs. NJN 3.25	15 Patrick Ewing 1992 vs. DET 3.00	18 Marcus Camby 1999 vs. IND 3.00	30 Patrick Ewing 1994 vs. HOU 4.29	76 Patrick Ewing 1994 25 games 3.04
Points Individual	68 Bob McAdoo 1978 vs. CLE 34.0	71 Walt Frazier 1969 vs. HOU 23.7	113 Willis Reed 1969 vs. BAL 28.3	213 Bernard King 1984 vs. DET 42.6	175 Carmelo Anthony 2013 vs. BOS 29.2	204 Bernard King 1984 vs. BOS 29.1	547 Patrick Ewing 1994 25 games 21.9
Points Team	241 1978 vs. CLE 120.5	325 1989 vs. PHI 108.3	454 1969 vs. BAL 113.5	591 1990 vs. BOS 118.2	679 1968 vs. PHI 112.2	786 1970 vs. LAL 112.3	2219 1994 25 games 88.8
Fewest Points Team	170 1953 vs. BAL 85.0	230 1947 vs. CLE 76.7	336 2004 vs. NJN 84.0	395 1953 vs. MIN 79.0	520 2000 vs. IND 86.7	546 1951 vs. ROC 78.0	170 1953 vs. BAL 85.0

Numbers in parentheses indicate the number of games in which a player or team has reached a given total (if more than one).

SINGLE-GAME PLAYOFF BESTS

KNICKS

	Points	FG	3P	FT	Pts
1. Bernard King, vs. Detroit, Apr. 22, 1984	19	0	8	46	46
Bernard King, at Detroit, Apr. 19, 1984	18	0	10	46	46
3. Patrick Ewing, vs. Detroit, May 12, 1990	14	0	17	45	45
4. Patrick Ewing, vs. Boston, May 4, 1990	18	0	8	44	44
Bernard King, vs. Boston, May 11, 1984	16	0	12	44	44
Bernard King, at Detroit, Apr. 27, 1984	17	0	10	44	44
7. Bernard King, vs. Boston, May 6, 1984	17	0	9	43	43
Willis Reed, vs. Baltimore, Apr. 2, 1969	15	0	13	43	43
9. Carmelo Anthony, at Boston, Apr. 19, 2011	14	4	10	42	42
10. Carmelo Anthony, vs. Miami, May 6, 2012	15	1	10	41	41
Bernard King, vs. Detroit, Apr. 25, 1984	15	0	11	41	41
Bob McAdoo, at Cleveland, Apr. 12, 1978	17	0	7	41	41
13. Bernard King, at New Jersey, Apr. 20, 1983	16	0	8	40	40
Cazzie Russell, vs. Philadelphia, Mar. 27, 1968	17	0	6	40	40

	Rebounds	Total
1. Willis Reed, vs. Baltimore, Apr. 2, 1970	36	36
2. Dave DeBusschere, vs. Baltimore, Mar. 26, 1970**	24	24
3. Charles Oakley, vs. New Jersey, May 1, 1994	24	24
4. Harry Gallatin, at Boston, Mar. 20, 1951	23	23
5. Willis Reed, vs. Philadelphia, Mar. 22, 1968	23	23

	Assists	Total
1. Walt Frazier, vs. L.A. Lakers, May 8, 1970	19	19
2. Walt Frazier, at Baltimore, Mar. 30, 1969	17	17
3. Mark Jackson, vs. Chicago, May 11, 1989	16	16
4. Mark Jackson, vs. Chicago, May 14, 1992	15	15
5. Done four times	14	14

SINGLE-GAME PLAY-OFF BESTS

OPPONENTS

	Points	FG	3P	FT	Pts
1. Michael Jordan, at Chicago, May 31, 1993	18	6	12	54	54
2. Sam Jones, vs. Boston, Mar. 28, 1967	19	0	13	51	51
3. Michael Jordan, at Chicago, May 14, 1989	12	0	23	47	47
4. Michael Jordan, vs. Chicago, May 11, 1996	17	2	10	46	46
5. Wilt Chamberlain, at Los Angeles, May 6, 1970	20	0	5	45	45
6. Michael Jordan, at Chicago, May 5, 1996	17	1	9	44	44
7. Michael Jordan, at Chicago, May 17, 1992	15	0	12	42	42
8. Michael Jordan, at Chicago, May 19, 1989	14	1	11	40	40
Michael Jordan, at Chicago, May 13, 1989	14	1	11	40	40
Kelly Tripucka, vs. Detroit, Apr. 22, 1984	15	0	10	40	40
Elvin Hayes, vs. Capital, Mar. 29, 1974	19	0	2	40	40

	Rebounds	Total
1. Bill Bridges, vs. Atlanta, Mar. 27, 1971	36	36
2. Wes Unseld, vs. BAL, Mar. 29, 1970	34	34
3. Kareem Abdul-Jabbar, at Milwaukee, Apr. 17, 1970	31	31
4. Wes Unseld, vs. BAL, Mar. 26, 1970**	31	31
5. Done three times	29	29

	Assists	Total
1. Rajon Rondo, vs. Boston, Apr. 22, 2011	20	20
2. Jerry West, at L.A. Lakers, May 1, 1970*	18	18
3. Done four times	16	16

ALL-TIME INDIVIDUAL PLAYOFF HIGHS / KNICKS

Points.....	46	Bernard King..... vs. Detroit.....	Apr. 22, 1984
Minutes.....	58	Bernard King..... at Detroit	Apr. 19, 1984
Field Goals Made	19	Harry Gallatin..... at Boston**.....	Mar. 26, 1952
Field Goals Made, No Misses	7	Phil Jackson	vs. Boston
Field Goals Attempts.....	35	Carmelo Anthony.... at Boston*.....	Apr. 28, 2013
Field Goals Attempted, No Makes.....	11	Bill Walker..... at Boston	Apr. 19, 2011
3-Point Field Goals Made	7	John Starks..... at Indiana*.....	May 11, 1995
3-Point Field Goals Attempted.....	11	Derek Harper..... at Cleveland.....	May 4, 1995
Free Throws Made	17	Patrick Ewing..... vs. Detroit.....	May 12, 1990
Free Throws Attempted	20	Carmelo Anthony.... at Boston*.....	Apr. 28, 2013
Offensive Rebounds	12	Charles Oakley..... at Chicago	May 15, 1994
Defensive Rebounds.....	17	Charles Oakley..... vs. Detroit.....	May 12, 1990
Total Rebounds.....	36	Willis Reed..... vs. Baltimore	Apr. 2, 1970
Assists.....	19	Walt Frazier..... vs. L.A. Lakers.....	May 8, 1970
Assists, No Turnovers	11	Maurice Cheeks..... vs. Boston	May 2, 1990
Steals.....	7	Patrick Ewing..... vs. Boston	May 4, 1990
Turnovers	9	Anthony Mason..... at Indiana.....	Jun. 3, 1994
Blocked Shots.....	8	Patrick Ewing..... vs. Houston	Jun. 17, 1994

ALL-TIME INDIVIDUAL PLAYOFF HIGHS / OPPONENTS

Points.....	54	Michael Jordan..... at Chicago	May 31, 1993
Minutes.....	58	Wilt Chamberlain.... vs. Philadelphia**.....	Mar. 27, 1968
Field Goals Made	20	Wilt Chamberlain.... at L.A. Lakers	May 6, 1970
Field Goals Made, No Misses	8	Tom Kozelko..... vs. Capital.....	Apr. 12, 1974
Field Goals Attempts.....	35	Michael Jordan..... at Chicago*.....	May 11, 1996
3-Point Field Goals Made	8	Ray Allen..... vs. Boston	Apr. 22, 2011
3-Point Field Goals Attempted.....	13	Reggie Miller..... vs. Indiana	May 29, 2000
Free Throws Made	23	Reggie Miller..... vs. Indiana*.....	May 10, 1998
Free Throws Attempted	28	Michael Jordan..... at Chicago	May 14, 1989
Offensive Rebounds	10	Dennis Rodman..... vs. Chicago	May 12, 1996
Defensive Rebounds.....	17	Elvin Hayes..... at Capital	Apr. 10, 1974
Total Rebounds.....	36	Derrick Coleman.... vs. New Jersey	May 1, 1994
Assists.....	20	Bill Bridges..... vs. Atlanta	Mar. 27, 1971
Assists, Turnovers.....	12	Rajon Rondo..... vs. Boston	Apr. 22, 2011
Steals.....	6	Dennis Johnson..... vs. Boston	May 6, 1988
Turnovers	9	Done 7 times.....	
Blocked Shots.....	7	Alonzo Mourning.... vs. Miami	May 14, 2000
		Alonzo Mourning.... at Miami	May 9, 1997
		Mark Price..... vs. Cleveland.....	Apr. 29, 1995
		Hakeem Olajuwon.... vs. Houston	Jun. 12, 1994
		Artis Gilmore..... vs. Chicago.....	Mar. 31, 1981

PLAYOFF TRIPLE-DOUBLES

Knick's					
Player	Opponent	Date	Pts	Reb	Ast
Dick McGuire.....	vs. Syracuse.....	Apr. 5, 1952.....	14.....	12.....	13.....
Walt Frazier.....	vs. Boston.....	Apr. 10, 1969.....	26.....	11.....	12.....
Walt Frazier.....	vs. Milwaukee.....	Apr. 13, 1970.....	10.....	12.....	14.....
Walt Frazier.....	vs. L.A. Lakers.....	Apr. 27, 1970.....	11.....	12.....	11.....
Walt Frazier.....	at L.A. Lakers.....	Apr. 26, 1972.....	14.....	12.....	11.....

Opponents					
Player	Opponent	Date	Pts	Reb	Ast
John Havlicek.....	at Boston.....	Apr. 9, 1969.....	15.....	12.....	12.....
Kareem Abdul-Jabbar.....	vs. Milwaukee.....	Apr. 13, 1970.....	38.....	23.....	11.....
Elgin Baylor.....	at L.A. Lakers*.....	Apr. 29, 1970.....	13.....	12.....	11.....
John Havlicek.....	at Boston.....	Apr. 19, 1972.....	26.....	13.....	11.....
Larry Bird.....	at Boston.....	May 13, 1984.....	39.....	12.....	10.....
Dennis Johnson.....	vs. Boston.....	May 6, 1988.....	19.....	10.....	12.....
Michael Jordan.....	vs. Chicago*.....	May 9, 1989.....	34.....	10.....	12.....
Larry Bird.....	at Boston.....	Apr. 26, 1990.....	24.....	18.....	10.....
Scottie Pippen.....	at Chicago.....	May 17, 1992.....	17.....	11.....	11.....
Michael Jordan.....	vs. Chicago.....	Jun. 2, 1993.....	29.....	10.....	14.....
Mark Jackson.....	at Indiana.....	May 13, 1998.....	22.....	14.....	13.....
Rajon Rondo.....	vs. Boston.....	Apr. 22, 2011.....	15.....	11.....	20.....

PLAYOFF FOUR-POINT PLAYS

Knick's			
Name	Opponent	Date	Fouled By
1. Trent Tucker.....	at Chicago.....	May 19, 1989.....	Craig Hodges
2. Larry Johnson.....	vs. Indiana.....	Jun. 5, 1999.....	Antonio Davis

Opponents			
Name	Opponent	Date	Fouled By
1. Ron Harper.....	vs. Chicago	May 12, 1996.....	Willie Anderson
2. Dan Majerle.....	vs. Miami	May 14, 1999.....	Charlie Ward
3. Jason Kidd.....	at New Jersey.....	April. 20, 2004.....	Anfernee Hardaway

PLAYOFF COMEBACKS/ LEADS LOST

Biggest Comeback from Halftime Deficit in Victory 15 points, May 19, 2000 vs. Miami Trailed, 45-30 – Won, 72-70, Game Six – Eastern Conference Semifinals

Biggest Comeback After Three Quarters in Victory..... 16 points, Apr. 22, 1973 vs. Boston Trailed, 72-56 – Won, 117-110 (2OT), Game Four – Eastern Conference Finals

Biggest Comebacks In Victory Since 1969-70								
Deficit	Opponent	Date	Game	Series	Deficit Score	Quarter	Time	Final Score
18.....	vs. Miami	May. 19, 2000.....	Game Six.....	Eastern Conference Semifinals.....	43-25.....	2.....	2:02.....	72-70
17.....	vs. Boston**.....	Apr. 22, 1973.....	Game Four.....	Eastern Conference Finals.....	72-55.....	3.....	0:43.....	117-110
16.....	vs. Toronto.....	Apr. 26, 2000.....	Game Two.....	Eastern Conference First Round.....	53-37.....	3.....	7:08.....	84-83
16.....	vs. L.A. Lakers.....	May. 4, 1970.....	Game Five.....	NBA Finals.....	51-35.....	2.....	2:11.....	107-100

Largest Lead Lost at Halftime in Defeat 18 points, Apr. 27, 1983 at Philadelphia Led, 59-41 – Lost, 98-91, Game Two – Eastern Conference Semifinals

Largest Lead Lost After Three Quarters in Defeat 12 points, Jun. 1, 1994 vs. Indiana Led, 70-58 – Lost, 93-86 – Game Five – Eastern Conference Finals

ALL-TIME PLAYOFF TEAM HIGHS

Knicks			Opponents		
Field Goals Made	57	vs. Milwaukee Apr. 20, 1970	63	at Boston Apr. 28, 1990	
Field Goals Attempted	131	at Syracuse Mar. 15, 1959	120	at Boston Mar. 26, 1967	
Field Goal Percentage	.630	vs. Cleveland Apr. 25, 1995	.670	at Boston Apr. 28, 1990	
3-Point Field Goals Made	17	at Cleveland Apr. 25, 1996	14	vs. Boston Apr. 22, 2011	
3-Point Field Goals Attempted	30	Done three times	33	at Indiana May 11, 2013	
Free Throws Made	51	vs. Baltimore* Mar. 26, 1949	47	vs. Baltimore* Mar. 26, 1949	
Free Throws Attempted	64	vs. Baltimore* Mar. 26, 1949	66	vs. Philadelphia Mar. 30, 1968	
Offensive Rebounds	28	vs. Indiana Jun. 5, 1994	26	at Philadelphia Apr. 16, 1978	
Defensive Rebounds	44	at Detroit* Apr. 27, 1984	49	at Philadelphia Apr. 16, 1978	
Total Rebounds	87	vs. Baltimore Apr. 2, 1970	81	at Philadelphia** Mar. 27, 1968	
Assists	43	vs. Boston May 4, 1990	46	at Boston Apr. 28, 1990	
Personal Fouls	48	at Syracuse* Mar. 26, 1950	53	vs. Baltimore* Mar. 26, 1949	
Steals	18	vs. Boston May 4, 1990	17	at Charlotte** May 14, 1993	
Turnovers	27	Done three times	35	vs. Indiana May 9, 1995	
Blocked Shots	10	Done three times	12	at Philadelphia Apr. 18, 1978	
Points, Game	135	vs. Boston May 4, 1990	157	at Boston Apr. 28, 1990	
Points, First Quarter	38	Done four times	41	at Boston Apr. 28, 1990	
Points, Second Quarter	45	vs. Boston Mar. 19, 1955	42	at Chicago May 13, 1989	
Points, Third Quarter	38	Done two times	42	at Boston Apr. 28, 1990	
Points, Fourth Quarter	39	vs. Baltimore Apr. 6, 1970	41	Done four times	
Points, Single Overtime Period	16	Done two times	22	at L.A. Lakers May 1, 1970	
Points, First Half	69	Done two times	74	at Boston Apr. 28, 1990	
Points, Second Half	83	at Philadelphia** March 27, 1968	83	at Boston Apr. 28, 1990	

HIGHEST/LOWEST SCORING PLAYOFF GAMES

Knicks Highest Scoring Games

Pts.	Opponent	W/L	NYK-Opp	Date
135	vs. Boston	W	135-108	May 4, 1990
132	at Cleveland	W	132-114	Apr. 12, 1978
132	vs. Milwaukee	W	132-96	Apr. 20, 1970
132	at Philadelphia**	L	132-138	Mar. 27, 1968
129	vs. Boston	W	129-96	Apr. 18, 1973

Opponents Highest Scoring Games

Pts.	Opponent	W/L	NYK-Opp	Date
157	at Boston	L	128-157	Apr. 28, 1990
140	at Boston	L	110-140	Mar. 21, 1967
138	at Philadelphia**	L	132-138	Mar. 27, 1968
137	vs. Philadelphia	L	126-137	Apr. 20, 1978
135	at L.A. Lakers	L	113-135	May 6, 1970

Knicks Lowest Scoring Games (since 1954-55)

Pts.	Opponent	W/L	NYK-Opp	Date
67	at Miami	L	67-100	Apr. 28, 2012
67	at San Antonio	L	67-80	Jun. 18, 1999
68	at Indiana	L	68-88	May 28, 1994
70	vs. Miami	L	70-87	May 3, 2012
71	at Indiana	L	71-82	May 11, 2013

Opponents Lowest Scoring Games (since 1954-55)

Pts.	Opponent	W/L	NYK-Opp	Date
66	vs. Atlanta	W	79-66	May 24, 1999
70	vs. Miami	W	72-70	May 19, 2000
70	at Atlanta	W	77-70	May 20, 1999
71	vs. Boston	W	87-71	Apr. 23, 2013
73	Done two times			

HIGHEST LOWEST COMBINED SCORING PLAYOFF GAMES

Highest Combined Score

Pts.	Opponent	W/L	NYK-Opp	Date
285	at Boston	L	123-157	Apr. 28, 1990
270	at Philadelphia**	L	132-138	Mar. 27, 1968
263	vs. Philadelphia	L	126-137	Apr. 20, 1978
252	vs. Syracuse	L	123-129	Mar. 13, 1959
250	Done two times			

Lowest Combined Score (since 1954-55)

Pts.	Opponent	W/L	NYK-Opp	Date
142	vs. Miami	W	72-70	May 19, 2000
145	vs. Atlanta	W	79-66	May 24, 1999
147	at San Antonio	L	67-80	Jun. 18, 1999
147	at Atlanta	W	77-70	May 20, 1999
150	vs. Miami	W	77-73	May 11, 1997

ALL-TIME PLAYOFF TEAM LOWS

Knicks			Opponents		
Field Goals Made	22	vs. Miami May 3, 2012	21	at Cleveland May 1, 1995	
		at Indiana May 28, 1994		vs. New Jersey May 1, 1994	
Field Goals Attempted	55	vs. Cleveland May 1, 1996	53	vs. Cleveland Apr. 29, 1995	
Field Goal Percentage	.319	vs. Miami May 3, 2012	.269	vs. Baltimore Apr. 2, 1970	
3-Point Field Goals Made	0	Done 12 times	0	Done 19 times	
3-Point Field Goals Attempted	0	Done two times	0	Done five times	
Free Throws Made	3	at Boston Apr. 26, 2013	6	at Baltimore Apr. 4, 1973	
Free Throws Attempted	8	at Boston Apr. 26, 2013	8	at Cleveland Apr. 25, 1996	
Offensive Rebounds	2	at Boston Apr. 19, 1974	2	vs. Cleveland Apr. 29, 1995	
Defensive Rebounds	16	at Indiana May 11, 1995	16	vs. Cleveland Apr. 27, 1995	
Total Rebounds	24	at Indiana May 11, 1995	23	vs. Detroit Apr. 24, 1992	
Assists	8	vs. Miami May 3, 2012	7	at Atlanta May 20, 1999	
		at San Antonio Jun. 18, 1999		vs. Baltimore Apr. 16, 1971	
Personal Fouls	12	vs. Charlotte May 9, 1993	13	Done two times	
Steals	1	Done three times	1	Done two times	
Turnovers	5	at Cleveland Apr. 25, 1996	6	Done three times	
Blocked Shots	0	Done nine times	0	Done five times	
Points, Game	67	at Miami Apr. 28, 2012	66	vs. Atlanta May 24, 1999	
		at San Antonio Jun. 18, 1999			
Points, First Quarter	12	at Cleveland May 1, 1995	10	at Boston May 3, 2013	
Points, Second Quarter	8	at Indiana May 31, 2000	11	vs. Miami May 12, 2000	
Points, Third Quarter	9	at Philadelphia Apr. 27, 1983	10	vs. Capital Apr. 12, 1974	
Points, Fourth Quarter	10	vs. Miami May 14, 1999	8	vs. Boston Apr. 20, 2013	
Points, Single Overtime Period	4	at Charlotte** May 14, 1992	6	Done three times	
Points, First Half	30	vs. Miami May 19, 2000	27	at Boston May 3, 2013	
Points, Second Half	28	Done two times	23	vs. Boston Apr. 23, 2013	

All-Time Biggest Wins

Pts.	Opponent	W/L	NYK-Opp	Date
36	vs. Milwaukee	W	132-96	Apr. 20, 1970
34	vs. Detroit	W	109-75	Apr. 24, 1992
33	vs. Boston	W	129-96	Apr. 18, 1973
27	vs. Boston	W	135-108	May 4, 1990
26	vs. Indiana	W	105-79	May 7, 2013

All-Time Worst Losses

Pts.	Opponent	W/L	NYK-Opp	Date
41	at Chicago	L	85-126	Apr. 25, 1991
40	at Philadelphia	L	90-130	Apr. 16, 1978
35	at Detroit	L	77-112	May 8, 1990
33	at Miami	L	67-100	Apr. 28, 2012
32	at Houston	L	86-118	Apr. 12, 1975

ALL-TIME GAME SEVENS (7-8)

Date	Opponent	W/L	Score	Round
Apr. 21, 1951	at Rochester	L	75-79	NBA Finals
Apr. 25, 1952	at Minneapolis	L	65-82	NBA Finals
Apr. 6, 1970	vs. Baltimore	W	127-114	Eastern Division Semifinals
May 8, 1970	vs. L.A. Lakers	W	113-99	NBA Finals
Apr. 19, 1971	vs. Baltimore	L	91-93	Eastern Conference Finals
Apr. 29, 1973	at Boston	W	94-78	Eastern Conference Finals
Apr. 12, 1974	vs. Capitol	W	91-81	Eastern Conference Semifinals
May 13, 1984	at Boston	L	104-121	Eastern Conference Semifinals
May 17, 1992	at Chicago	L	81-110	Eastern Conference Semifinals
May 22, 1994	vs. Chicago	W	87-77	Eastern Conference Semifinals
Jun. 5, 1994	vs. Indiana	W	94-90	Eastern Conference Finals
Jun. 22, 1994	at Houston	L	84-90	NBA Finals
May 21, 1995	vs. Indiana	L	95-97	Eastern Conference Semifinals
May 18, 1997	at Miami	L	90-101	Eastern Conference Semifinals
May 21, 2000	at Miami	W	83-82	Eastern Conference Semifinals

THE FOURTH ESTATE



MEDIA INFORMATION

MEDIA INFORMATION

Jonathan Supranowitz (Vice President, Public Relations)	(212) 465-6243
Gregg Schwartz (Director, Media Relations)	(212) 465-6469
Ashley Blackwood (Manager, Public Relations)	(212) 631-5596
Derek Lapinski (Coordinator, Media Relations)	(212) 465-6463
Stacey Escudero (Vice President, Communications, MSG Sports)	(212) 465-5902
Ryan Watson (Director, Sports Team Publicity)	(212) 465-5945

Knicks PR office	(212) 465-6471	Condon Press Room Fax	(212) 465-6760
John Condon Press Room	(212) 465-6065	Training Center PR office	(212) 485-7061

Welcome to the 2013-14 Knickerbockers season, New York's 68th campaign as a charter member of the NBA. Here are a few guidelines which we hope will assist you in your coverage this season:

Credentials: Three media credentials are honored for admission to the Garden: 1) Knicks 2013-14 season working media passes; 2) Knicks daily passes (good for that specific game only), and 3) 2013-14 NBA identification card. Knicks and/or NBA season working media passes must include the headshot of the bearer. Holders of daily passes may be asked to submit a valid government-issued photo ID. NO OTHER CREDENTIALS WILL BE HONORED.

Application for season or game credentials may be made by emailing knicks.credentials@msg.com and must be submitted by your outlet's editor. Requests for single game credentials must be made by e-mail to the Knicks' office at least 48 hours prior to game time. Day-of-game requests will not be honored. Radio stations, magazines and weekly newspapers will be accommodated on a game-by-game, space-available basis. When applying for the first time, requests from magazines and weekly newspapers, websites, radio and TV stations must be made on company letterhead and must include copies of the publication (if applicable). Applying for credentials does not guarantee confirmation. When in the Garden, media members must wear their credentials in clear sight at all times. All credentials are non-transferable. Please adhere to the above to avoid embarrassing situations for both yourself and for us.

Coaches Pre and Post-Game: Knicks Head Coach Mike Woodson will conduct his pre and post-game media sessions in the Press Conference Room, located down the hall from the visitors' lockerroom, on the fifth floor. A multi-box/amplification system will be set up. During post-game coach's media sessions, priority must be given to those media on deadline (print and live broadcast), and interviews should be limited to game comments during the deadline crunch.

Game-Day Interviews: Participating radio and TV stations/networks are strongly urged to conduct their game-day interviews at the morning shootaround, rather than at the arena prior to the game.

Locker Rooms: Both the Knicks and visitors' locker rooms are located at court level on the 33rd Street (player benches) side of the Garden. As per NBA regulations, the Knicks' locker room will be open for a 45-minute period, ending 45 minutes prior to game time (for example, the room will be open from 6:00 p.m. to 6:45 p.m. for a 7:30 start). The room will reopen within 15 minutes after the final buzzer. During post-game media sessions, priority must be given to those media on deadline (print and live broadcast), and interviews should be limited to game comments during the deadline crunch. Your cooperation is asked in maintaining a working atmosphere in the locker rooms at all times. Any media members using their credentials for the purpose of obtaining autographs or taking photographs for personal use will have their credentials immediately revoked.

Notes: Game notes are available in the John F.X. Condon Press Room beginning two hours prior to game time. (For visiting media, game notes, credentials, media guide and recent news clips will be delivered to their hotel the night before, or the morning of, the game). Game notes, running sheets, quarter-by-quarter sheets and box scores are all available from the Knicks gamenight staff, as well as in the press workroom during and after the game. Post-game quotes, notes, practice information and boxscores of other NBA games will be available in the press workroom as soon as possible after the game.

Parking: There is no media parking area at Madison Square Garden. However, there are numerous pay indoor and outdoor parking areas in the immediate vicinity.

Phones: Media wishing to order a phone line for their exclusive use should call Bill Bolan of Garden Telecommunications at (212) 465-6009, and must also inform Knicks PR so that a specific location can be assigned. Due to the quick changeover for other Garden events, all post-game stories should be filed from the press workroom and not from the press seats.

Photographers: Positions for credentialed photographers are numbered and located on the baselines at the Seventh Avenue and Eighth Avenue ends of the Garden. There are no photo positions along the sidelines. Freelance photographers will not be credentialed unless they are on specific assignment from a magazine or daily newspaper. No "roving" passes are issued.

Please Note The Following Photo Regulations:

- Please consult the posted photo charts for your assigned positions.
- Please do not move from your assigned photo positions during game action. Movement is permitted only during timeouts and quarter breaks.
- Please shoot only from your assigned positions unless cleared to move by a Knicks PR representative.
- Please do not move into any photo position marked "Reserved".
- Messengers are not permitted to sit at courtside.
- Please store all coats, jackets and extra equipment in the press room.
- Please keep your courtside equipment to a bare minimum (one small Domke bag).
- All still and TV photographers must observe the NBA's mandatory "Three-Foot Lane" rule.

Baseline photo positions are extremely limited. Due to frequent national TV coverage of Knicks home games, additional space must be reserved for hand-held TV cameras and will greatly reduce the available space for still photographers.

In addition to the "Three-Foot Lane" rule, please be aware of other NBA-enforced regulations: All still and TV cameras must have rubber-capped lenses. Cameras mounted on the basket stanchion must be set back at least four inches from the edge of the padding. Cameras mounted behind the backboard cannot be visible inside the target box from any angle. Tripods and remote cameras placed on the court surface are not permitted. Use of flash is not permitted.

Pregame Court Access: Media are permitted to stand courtside to watch pregame warm-up starting with 90 minutes on the game clock. However, media must remain on the baselines and sidelines of the court. Under no circumstances, should media walk directly on the inbound portion of the court or interrupt player pregame warm-up routines. At the 5:00 mark on the game clock, all media without courtside positions must leave the court and head to their game-time assigned area.

Practices: Knicks practice sessions are held at Madison Square Garden Training Center in Greenburgh, NY, located in Westchester County approximately 28 miles north of New York City.

Players will be available on the court for 15-30 minutes after practice. Player availability will be preceded by a media session with Coach Woodson. At game-day shootarounds, players will be available either before or after the session.

Knicks practices are always subject to last-minute change and/or cancellation. Media covering practice should always call the Knicks PR office to confirm times before trekking to Greenburgh.

The Road to Greenburgh: Here are the suggested routes to MSG Training Center:

Northbound, from Manhattan West Side: Henry Hudson Parkway to Saw Mill River Parkway North to exit marked "Saw Mill River Road-Eastview." Bear right on Saw Mill River Road for approximately ¼ mile.

Northbound, from Manhattan East Side: FDR Drive North over Willis Ave. Bridge to Major Deegan Expressway North to NY State Thruway North to Saw Mill River Parkway North to exit marked "Saw Mill River Road-Eastview". Bear right on Saw Mill River Road for approximately ¼ mile.

Northbound, from Long Island: Whitestone Bridge into the Bronx, then bear left off the bridge to the Hutchinson River Parkway North. Take northbound Hutchinson River Parkway to I-287 West (Cross Westchester Expressway) to Saw Mill River Parkway North. Take northbound Saw Mill River Parkway to exit marked "Saw Mill River Road-Eastview." Bear right on Saw Mill River Road for approximately ¼ mile.

Southbound from upstate NY: I-684 or Taconic State Parkway South to Saw Mill River Parkway South to exit marked "Saw Mill River Road-Eastview." Bear left on Saw Mill River Road for approximately ¼ mile.

Eastbound from New Jersey: New York State Thruway across Tappan Zee Bridge to Route 287 East (Cross Westchester Expressway) to Exit 1, "Saw Mill River Parkway-North." Stay on Saw Mill River Parkway for approximately two miles to exit marked "Saw Mill River Road-Eastview." Bear right on Saw Mill River Road for approximately ¼ mile.

Westbound from Connecticut: From Route 287 West, take Exit 3 onto Sprain Brook Parkway North to exit marked "100C-100 Eastview." Go left on Route 100C for approximately one mile. Bear right on Saw Mill River Road and follow for approximately ¼ mile.

Press Entrance: Madison Square Garden's press entrance (8 Penn Plaza) is located on the southeast corner of 33rd Street and 8th Avenue. Day-of-game credentials may be picked up there starting two hours prior to game time.

Use the press elevator to enter the Garden arena. The locker rooms and court are located on level five, the John F.X. Condon Press Room on level six.

Press Room: Named in memory of the legendary public address voice of the Garden, the John F.X. Condon Press Room is located on the first promenade level of the Garden at 33rd Street and Eighth Avenue (behind the Knicks' bench, one level up). From the press entrance, take the elevator directly to level six.

The fifth floor dining area (hot and cold entrees) opens 90 minutes prior to game time. The press workroom is located above the dining area, with work stations for print, photo and broadcast media. The press workroom is for the exclusive use of working media filing on deadline. Please confine all social gatherings, arguments, debates and other such conversations to the dining area, so that a professional atmosphere can be maintained in the workroom. If you are not a working media member filing on deadline, please show a sense of professionalism and leave the work area for those who are.

Your \$8 contribution to the press room will benefit "Garden of Dreams Foundation," the 501 C 3 non-profit charity that works closely with the Knicks and Rangers to make dreams come true for kids in crisis. Thank you for your support.

Your press room hosts are Joe Pinto, Tom Matthews and Anthony DiGiovanni.

Seating: Press seating at the Garden has been altered due to the completion of the Transformation. There are three working press sections: 215P 31st Street Bridge (located between Tower A & B) and 223P Home and visiting English radio remain in section 223P, while Spanish radio has been relocated to the 31st Street Bridge.

Please check the seating chart located in the Press Room to see where you will be seated. If you are not listed on the chart, you can watch the game from the press room.

Taxi: Taxi service is readily available virtually 24 hours a day at various points around the Garden, especially at the main entrance to Penn Station (Seventh Avenue between 31st and 33rd Streets) and immediately outside the 8 Penn Plaza press entrance (southeast corner of 33rd Street and Eighth Avenue, across from the Post Office).

Television Regulations:

Live Shots: Stations intending to produce live shots from the Garden must inform Knicks PR and MSG Electricians at (212) 465-6194 for appropriate coverage. All in-arena taping and live shots must be concluded by one hour prior to game time.

Game Footage: With the exception of NBA Entertainment, TV crews are not permitted to shoot game footage. All requests for game footage must be made through NBA Entertainment.

Electricians: Any TV stations or organizations whose equipment is not battery-operated must use MSG Electricians for connection to power. Call (212) 465-6194 for more information.

PUBLIC RELATIONS

PUBLIC RELATIONS



Jonathan Supranowitz Vice President, Public Relations

Currently in 14th season with Knickerbockers...Promoted to current position on Jun. 1, 2006...Joined Knicks in September 2000 as manager of media relations and promoted to director of media relations on Nov. 6, 2001, following five seasons with Charlotte Hornets starting in the 1995-96 season...Responsible for all aspects of communication for the team and serves as main liaison for local and national media...Travels regularly with the team, and is also main club contact at MSG Training Center...Responsible for all day-to-day operations of the department...Brooklyn-native from historic Canarsie section, returned home after five years with the Hornets' PR staff, the last two as assistant director of public relations...Prior, worked three years with NJ Nets, starting as PR intern in 1992...43 years old; holder of BA degree (Mathematics) from Brooklyn College and graduate of Canarsie HS...Prior to NBA career, worked for two years as a staff writer at New York Newsday and also served as PR coordinator for National Pro-Am City Leagues Association...Resides in Westchester County, with wife Heather, sons Jakob Kyle and Reed Winfield and cat Mario Pistachio.



Dennis D'Agostino Team Historian & Writer

Based in Southern California, currently in 27th season as a member of Knicks family...Enjoyed 12-year fulltime tenure in team's PR department - ending as director of publications and broadcast services - prior to relocating in 1999...Honored by his peers with 2000 Marc Splaver/Howie McHugh "Tribute to Excellence" Award, given annually by NBA PR Directors Association for long and distinguished service to NBA and media...Primary contributor to Knicks publications and MSG Transformation "366 Days" and "Defining Moments" projects; has appeared on MSG Profiles and 50 Greatest Moments at MSG...Author of four books; his latest, Keepers of the Game: When the Baseball Beat was the Best Job on the Paper (Potomac Books 2013), is a nominee for the 2014 Seymour Media presented by the Society for American Baseball Research...Wrote highly-acclaimed Garden Glory: An Oral History of the New York Knicks (Triumph Books 2003)...Oversaw media arrangements for two NBA Finals (1994 and 1999) and 1998 NBA All-Star Game at MSG...Has assisted NBA PR staff at last 14 NBA Finals and last 12 NBA All-Star Games...Joined Knicks in 1987 following five years (1983-87) as NY Mets' assistant PR director, earning World Championship ring in 1986...Served five years (1978-83) on NY sports desk of The Associated Press...Member of Society for American Baseball Research...Serves as statistician/historian on Fox, ABC, Turner and ESPN coverage of MLB and NBA...1978 Fordham graduate...NYC native lives in Huntington Beach, Cal. with his wife, Los Angeles Times sports columnist Helene Elliott, the 2005 winner of the Hockey Hall of Fame's Elmer Ferguson Award for distinguished hockey journalism.



Gregg Schwartz Director, Media Relations

Entering sixth full-season, seventh season overall with the Knickerbockers...Joined the organization on Feb. 25, 2008 and promoted to manager prior to the 2011-12 season and director prior to the 2013-14...Travels with the team regularly and serves as a liaison to local, national and international media...Authors press releases, assists with various statistical and basketball operations projects and oversees setup of media work areas and the preparation of media hotel packets...Supervises the student associate program, Game Night staff and stats crew...Creator of This Date In Knicks History...Previously, spent one year (2007-08) with the New York Jets PR staff as a graduate assistant after working as a producer for ABC Sports Radio Network (2005-07) and as a fantasy baseball writer for MLB.com (2006)...Graduated from Indiana University in 2005 with BS in Sports Communications and minor in business...Worked for the Hoosiers football team and student radio station, WIUS...Hosted a weekly sports talk show and did play-by-play for numerous IU basketball, baseball and soccer games...Has attended games at the Garden since the age of five...Born and raised in Marlboro, NJ...Resides on the Upper East side of Manhattan.



Stacey Escudero Vice President, Communications, MSG Sports

Currently in her seventh season at Madison Square Garden and fourth with MSG Sports...In her role, she oversees all public relations activities for the business side of the Knicks, NHL's Rangers, WNBA's Liberty, and MSG Sports Division (college basketball, boxing, tennis, etc.), as well as, the sponsorship sales for the teams and the Arena, and promotion for the Transformation of Madison Square Garden...Develops and executes media strategies that support the division's priorities and help drive its growth objectives, focusing on garnering press coverage in trade, business and consumer media...Previously was Director, Public Relations for MSG Media, which includes regional television networks MSG and MSG Plus as well as MSG Interactive...Joined MSG from Rainbow Media where she worked as a trade publicist...Holder of a Bachelor of Arts in Communications from University of California, San Diego...Currently resides in Manhattan.



Ashley Blackwood Manager, Public Relations

Entering fifth season with the Knickerbockers...Joined the organization in September 2009...Currently managing media relations efforts, overseeing all media credentialing functions and responsible for developing and executing strategic publicity plans for players, partners and events on and off the court...Previously served as the Community Relations and Public Relations Coordinator...Prior to the Knicks, worked with the Phoenix Suns and headed consulting projects for the Atlanta Hawks and Orlando Magic...Interned with the Knicks in 2005...First generation college student, born and raised in St. Petersburg, FL; holder of a bachelor's degree in Sport Management from the Florida State University and a Masters of Business Administration and Masters of Sport Business Management from the Devos Sport Business Management Program at the University of Central Florida...Resides in Manhattan with husband, Jeremane.



Ryan Watson Director, Communications, MSG Sports

Currently in his second season at Madison Square Garden...In his role, he handles publicity opportunities for the Knicks, NHL's Rangers and WNBA's Liberty, as well as, promotion for the final phase of the Transformation of Madison Square Garden...Creates and executes media strategies for all teams, players and organization with a focus on garnering press coverage in consumer and lifestyle media...Prior to joining Madison Square Garden, worked at Sports Illustrated as a Senior Publicist (2009-2012) after working at Dan Klores Communications (2005-2009)...Graduated from Marist College in 2005 with a BA degree in Communications...Born, raised and currently resides in Manhattan.



Derek Lapinski Coordinator, Media Relations

Entering second full season, third season overall with the Knickerbockers...Joined the organization on Jan. 2, 2012...Oversees the preparation of game notes, post-game notes, visiting team hotel packets and many different team and individual statistical projects...Assists with the coordination and supervision over the Student Associate Program...Interned with the Knickerbockers in 2011 in the Public Relations Department...Spent time as a Public Relations intern with the Philadelphia 76ers after interning with 97.5 The Fanatic, a sports radio station based out of Philadelphia, PA...Graduated from Temple University with a BS in Sports Management and a minor in business...Born in Silver Spring, MD and raised in Cherry Hill, NJ...Currently resides in the Township of Lyndhurst, NJ.



Mike Breen TV Play-By-Play

One of basketball's signature voices celebrates his 22nd season overall as MSG Network play-by-play announcer, his 10th campaign exclusively on the TV side...Served five years as radio play-by-play voice, then moved to TV side in 1997-98 and worked both medium thereafter...In addition to Knicks duties, calls NBA action on ABC and ESPN...Has called the last eight NBA Finals (2006-13), working last year's Spurs-Heat classic alongside former Knicks coach Jeff Van Gundy...Four-time New York area Emmy winner: in 2008 for live play-by-play, then in 2011 and twice in 2013 as part of MSG's "Friday Night Knicks"...Prior to taking over Knicks radio play-by-play in 1992-93, hosted pre and post-game shows over MSG Radio...1998 New York State Sportscaster of the Year...In past years, called NBA on Turner Sports, and NFL and Arena Football on NBC...Called NBC play-by-play of NBA for five years, as well as three WNBA Finals...Has worked five Olympics for NBC, including basketball at the 2008 Beijing Games...Fixture on WFAN's popular, nationally-syndicated "Imus In The Morning" show from 1988-99...Joined WFAN in 1989 after career at SportsChannel, co-hosting its "Sports Nightly" show...Fordham graduate...Heavily involved in Garden of Dreams Foundation...Has completed three NYC Marathons.



Walt Frazier TV Analyst

Hall of Fame floor general of Knicks' two championship teams is currently in his 25th overall season as broadcast analyst, 16th on the TV side...Following nine seasons as radio color analyst, moved to the television side in 1998-99...Iconic figure in Big Apple sports history...Named among the 50 Greatest Players in NBA History as part of the League's Golden Anniversary celebration in 1996...Seven-time NBA All-Star, his retired No. 10 hangs from the Garden rafters... Elected to Naismith Basketball Hall of Fame in 1987 and to the Garden's Walk of Fame in 1996...Six-time New York area Emmy winner (including two awards in 2013 as part of MSG's "Friday Night Knicks")...Unique phrasemaster spearheads "Clyde's Classroom," a comprehensive program in which he visits schools throughout the city and addresses youngsters on the importance of education...Active in Garden of Dreams Foundation's charity efforts...Founded the Walt Frazier Youth Foundation in 1996...Georgia native was elected to Atlanta Sports Hall of Fame in 2009...Prior to joining MSG, "Clyde" served as color analyst on NBA coverage on SuperStation TBS...Maintains an interest in several business ventures, including a bed-and-breakfast in St. Croix, Virgin Islands...Off-season businesses and vacation time in St. Croix served as basis for "The Other Side of Clyde" feature on MSG's NYK Way in summer 2005...Spokesman for NBA's national Dribble to Stop Diabetes campaign...Opened his new restaurant-sports bar, Clyde Frazier's Wine and Dine, on West 37th Street in early 2012...Author of The Game Within The Game (Hyperion, 2006) and the legendary Rockin' Steady: A Guide to Basketball and Cool, originally published by Prentice-Hall in 1974 and re-released in an updated edition by Triumph Books in 2010.



Tina Cervasio Sideline Reporter

Joined MSG in 2008...Reports from sidelines of Knicks, Red Bulls and select Liberty games...Two-time NYC Emmy award winner in 2013 for "Friday Night Knicks" and the series "Linsanity Continues" episode, adding to multiple previous Emmy nominations while working at MSG and Boston's NESN... First joined MSG as host and reporter for "MSG, NY" and hosted "Fans' Most Wanted: Knicks"... Prior to joining MSG, was Field Reporter for Boston Red Sox on NESN from 2006-08...Served as lead correspondent for "Red Sox Hot Stove", "Red Sox Report" as well as other specials and magazine shows, while also contributing to "NESN Sports Desk"...Also serves as sports reporter for FOX5 in New York; formerly seen on WCBS-2...In 2001, appeared on NFL Sunday Ticket as a reporter, co-host and anchor...Hosted Animal Planet shows for numerous American Kennel Club Championship Dog Shows and canine sports competitions...Has covered two Olympic Games for Westwood One Radio (men's and women's gymnastics in 2004 in Athens; women's hockey and update anchor in 2006 at Torino)...Additional radio assignments have included NFL sideline reporting, 20/20 update anchor on WFAN Radio (including appearances on "Imus in the Morning"), and traffic and news anchor for Shadow Broadcasting Networks...Heavily involved with Garden of Dreams Foundation; ran the ING New York City Marathon twice (2008, 2009) to raise funds for the Foundation.



Al Trautwig TV Host/ Play-By-Play

MSG Network's signature figure is currently in his 25th season as host of Knicks pre- and post-game cablecasts...21-time New York area Emmy winner (including four awards in 2013 for Knicks- and MSG-related programming)...Hosts popular "MSG Vault" series, unearthing rare video of some of the Garden's greatest moments, along with "Knicks Night Live", "Rangers Night Live" and "Hockey Night Live"...In past years, hosted issue-oriented "Angles" as well as "Heineken Jets Journal" and "MSG SportsDesk"...Anchored MSG Network's renowned Yankees broadcast team from 1989-2001...2000 New York State Sportscaster of the Year...Has also worked special assignments for ABC Sports, CBS Sports and NBC Sports in recent years...As synonymous with the Olympics as the five rings: the 2012 NBC Summer Games in London marked his 14th Games...Has also hosted NBC's Arena Football League Game of the Week, tennis US Open from Flushing Meadows for USA Network (including USA's Open farewell in 2008) and the Tour de France for Versus...Has hosted six New York City Marathon telecasts...Participated in nine Emmy Award-winning programs at ABC (1984-89), prior to joining MSG...Heavily involved in Garden of Dreams Foundation; serves as host of Foundation's annual telethon...Has portrayed himself in several films...Long Island native is former Nets ballboy under late, legendary trainer Fritz Massmann, as well as Islanders stickboy.



Spero Dedes Radio/TV Play-By-Play

Big Apple product and one of sportscasting's most notable young talents is in third season as Knicks radio voice with occasional TV play-by-play duties as well...Two-time NYC Emmy award winner in 2013 for "Friday Night Knicks" series...Returned home to join MSG in summer 2011 following six seasons as radio voice of Los Angeles Lakers (2005-06 through 2010-11), voicing Lakers' back-to-back NBA Championships in 2009 and 2010...Also handles NCAA college basketball and NFL football for CBS...Has served as host on NFL Network and NBA-TV...Has called play-by-play on three of nation's four major TV networks...Joined Lakers in 2006 from YES Network, where he handled play-by-play on college football and basketball as well as fill-in radio-TV play-by-play for New Jersey Nets...Covered 2004 Athens Olympics for NBC and has called NCAA football and hoop on Westwood One Radio... New Jersey native and 2001 Fordham grad; won school's inaugural Marty Glickman Award given in memory of original Knicks voice.



Brendan Brown Radio Analyst

A member of the MSG Network team since 2008 as a basketball analyst and writer, Brendan is in his fifth season as Knicks radio analyst...Also appears on MSG's pre and post-game TV coverage...NBA fixture for the past decade...Served for two seasons (2006-07 through 2007-08) as Knicks regional advance scout...Previously, spent one season with the Detroit Pistons as a scout and six seasons with the Memphis Grizzlies as a scout and assistant coach under his father, Hall of Famer Hubie Brown...1993 graduate of Northwestern University's famed Medill School of Journalism.



Ryan O'Hara
President, Content
Distribution & Sales



Dan Ronayne
Executive Vice President
& General Manager



Jeff Filippi
Senior Vice President,
Executive Producer



Kevin Meininger
Senior Coordinating
Producer



Howie Singer
TV Director



Spencer Julien
TV Producer



Jill Martin
Halftime Reporter



Juan Antonio Cains
Spanish Announcer



Clemson Smith Munitz
Spanish Announcer



Ford Knicks Post Game show, featuring Bill Pidto, Alan Hahn and Wally Szczerbiak

Rebecca Taylor, MSG Photos

RADIO HISTORY

TELEVISION HISTORY

Season	Announcers	Primary Outlet
1946-47 - 1947-48	Marty Glickman, Stan Lomax	WHN 1050
1948-49	Marty Glickman, Connie Desmond	WMGM 1050
1949-50 - 1950-51	Marty Glickman, Bud Palmer	WMGM 1050
1951-52 - 1952-53	Marty Glickman, Johnny Most	WMGM 1050
1953-54	Marty Glickman, Burt Lee Jr.	WMGM 1050
1954-55	Marty Glickman, Jim Gordon	WMGM 1050
1955-56	Les Keiter, Jim Gordon	WINS 1010
1956-57	Marty Glickman, Les Keiter	WINS 1010
1957-58 - 1958-59	Les Keiter, Jim Gordon	WINS 1010
1959-60	Les Keiter, John Condon	WINS 1010
1960-61	No Coverage	
1961-62	Les Keiter	WINS 1010
1962-63	Marty Glickman	WCBS 880
1963-64	No Coverage	
1964-65	Lester Smith, Stan Lomax	WOR 710
1965-66	Bill Mazer	WNBC 660
1966-67	Don Criqui	WHN 1050
1967-68 - 1969-70	Marv Albert	WHN 1050
1970-71 - 1971-72	Marv Albert	WNBC 660
1972-73 - 1973-74	Marv Albert, John Andariese	WNBC 660
1974-75 - 1975-76	Marv Albert, John Andariese	WNEW 1130
1976-77 - 1981-82	Marv Albert, Richie Guerin, Bob Wolff	WNEW 1130
1982-83 - 1983-84	Marv Albert, John Andariese, Bob Wolff	WNEW 1130
1984-85	Marv Albert, John Andariese, Bob Wolff	WPAT 930
1985-86	Marv Albert, John Andariese, Bob Wolff	WNBC 660
1986-87 - 1987-88	Jim Karvellas, Ernie Grunfeld	WNBC 660
1988-89	Jim Karvellas, Ernie Grunfeld	WFAN 660
1989-90 - 1991-92	Jim Karvellas, Walt Frazier	WFAN 660
1992-93 - 1996-97	Mike Breen, Walt Frazier, John Minko	WFAN 660
1997-98	Gus Johnson, Walt Frazier, John Minko	WFAN 660
1998-99	Marv Albert, John Andariese, John Minko	WFAN 660
1999-2000	Marv Albert, John Andariese, Gus Johnson, Spencer Ross	WFAN 660
2000-01 - 2001-02	Mike Breen, John Andariese, Gus Johnson, Spencer Ross	WFAN 660
2002-03	Mike Breen, John Andariese, Gus Johnson	WFAN 660
2003-04	Mike Breen, John Andariese, Gus Johnson	WFAN 660
2004-05	Gus Johnson, John Andariese, Spencer Ross	ESPN Radio 1050
2005-06	Gus Johnson, John Andariese, Spencer Ross	ESPN Radio 1050
2006-07	Gus Johnson, John Andariese, Spencer Ross	ESPN Radio 1050
2007-08	Gus Johnson, John Andariese, Mike Crispino	ESPN Radio 1050
2008-09	Gus Johnson, John Andariese, Mike Crispino	ESPN Radio 1050
2009-10	Gus Johnson, John Andariese, Mike Crispino	ESPN Radio 1050
2010-11	Mike Crispino, John Andariese, Kenny Albert	ESPN Radio 1050
2011-12	Spero Dedes, John Andariese, Brendan Brown	ESPN Radio 1050
2012-13	Spero Dedes, Brendan Brown	ESPN Radio 98.7

Original list compiled by Dave Halberstam & Dick Barhold

When usually I came to visit him at dusk there was nothing to do. He stood in the shack, counting tickets and rubbing his belly. The radio was always on. "Man, have you dug that mad Marty Glickman announcing basketball games - up-to-midcourt-bounce-fake-set-shot, swish, two points. Absolutely the greatest announcer I ever heard." He was reduced to simple pleasures like these.

- From "On The Road" by Jack Kerouac

Season	Announcers	Primary Outlet
1946-47	Jack O'Reilly	WCBS-2
1947-48	Stan Lomax	WJZ-7
1948-49	Don Kellett	WOR-9, WPIX-11
1949-50	Stan Lomax	WABD-5, WPIX-11
1950-51	Curt Gowdy, Don Dunphy	WPIX-11
1951-52 - 1953-54	Bud Palmer	WPIX-11
1954-55 - 1955-56	Bob Wolff, Bud Palmer	WPIX-11
1956-57 - 1957-58	Bob Wolff, Sonny Hertzberg	WPIX-11
1958-59 - 1959-60	Bob Wolff	WPIX-11
1960-61 - 1961-62	No Coverage	
1962-63 - 1963-64	Bob Wolff	WPIX-11
	Marty Glickman	RKO Phonovision (cable)
1964-65 - 1965-66	Bob Wolff	WOR-9
1966-67	Don Criqui	WOR-9
1967-68 - 1968-69	Bob Wolff, Jim Gordon	WOR-9
1969-70	Bob Wolff	WOR-9, Manhattan Cable
	Marty Glickman	Manhattan Cable
1970-71	Bob Wolff, Jim Gordon	WOR-9, Manhattan Cable
1971-72	Bob Wolff, Tommy Byrnes	WOR-9, Manhattan Cable
1972-73 - 1974-75	Bob Wolff, Cal Ramsey	WOR-9, Manhattan Cable
1975-76	Dick Stockton, Cal Ramsey	WOR-9, Manhattan Cable
1976-77 - 1978-79	Andy Musser, Cal Ramsey	WOR-9, Manhattan Cable
1979-80	Marv Albert, Cal Ramsey	WOR-9 (road)
	Andy Musser, Cal Ramsey	Manhattan Cable (home)
1980-81 - 1981-82	Marv Albert, Cal Ramsey	WOR-9 (road)
	Jim Karvellas, Cal Ramsey	MSG Network (home)
1982-83 - 1985-86	Marv Albert, Butch Beard	WOR-9 (road)
	Jim Karvellas, Butch Beard	MSG Network (home)
1986-87 - 1988-89	Marv Albert, John Andariese	WWOR-9, MSG Network
1989-90 - 1996-97	Marv Albert, John Andariese	MSG Network
1997-98	Mike Breen, John Andariese	MSG Network
1998-99 - 1999-2000	Mike Breen, Walt Frazier	MSG Network
2000-01 - 2002-03	Marv Albert, Walt Frazier, Mike Breen	MSG Network
2003-04	Marv Albert, Walt Frazier, Mike Breen, Doug Collins	MSG Network
2004-05	Mike Breen, Walt Frazier	MSG Network
2005-06	Mike Breen, Walt Frazier, Gus Johnson	MSG Network
2006-07	Mike Breen, Walt Frazier, Gus Johnson	MSG Network
2007-08	Mike Breen, Walt Frazier, Gus Johnson	MSG Network
2008-09	Mike Breen, Walt Frazier, Gus Johnson	MSG Network
2009-10	Mike Breen, Walt Frazier, Kenny Albert	MSG Network
2010-11	Mike Breen, Walt Frazier, Kenny Albert	MSG Network
2011-12	Mike Breen, Walt Frazier, Spero Dedes	MSG Network
2012-13	Mike Breen, Walt Frazier, Spero Dedes	MSG Network



THE WORLD'S MOST FAMOUS ARENA



We've had our show
at the new
Madison Square Garden

...soon they'll have theirs

The scene is the new Madison Square Garden Center, as it appeared several months ago. Most of its steel framing was already in place. Overhead, Bethlehem crews were erecting the steel cables that will support the roof.

That was *our* show. Later this

year the Sports and Entertainment Center will open to the many activities represented in our photograph—and more.

New York has had three Madison Square Gardens, but never one to equal this one. Circular in shape, 425 feet in diameter, it is

as tall as a 13-story building. And because those cables support the roof, there are no columns inside. Every one of the 20,234 seats will have a perfect view of the action.

Bethlehem supplies construction steels for schools, motels,

apartments, hospitals and buildings of many kinds. Other types of Bethlehem steel go into bed-springs, appliances, handyman's tools, and automotive products.

BETHLEHEM STEEL



The floor of Madison Square Garden itself is 45 feet above the street. Below the floor are a 48-lane bowling center, a 5,227-seat forum, a 501-seat cinema, the Hall of Fame, and the National Art Museum of Sport. Steel girders and trusses frame the building's various levels, and support the entire structure above Penn Station, which was entirely rebuilt below street level.

Owner: Madison Square Garden Center, Inc.; architect: Charles Luckman Associates; structural engineer: Severud, Perrone, Fischer, Sturm, Conlin and Bandel; mechanical and electrical engineer: Syska and Hennessy, Inc.; general contractor: Turner Construction Company—Del E. Webb Corp., a joint venture; owner's consultant: Tishman Realty & Construction Co., Inc. steelwork: Bethlehem Steel.



MADISON SQUARE GARDEN

The images are endless, burning, unforgettable...Hope and Crosby on Opening Night...Willis Reed out of the tunnel for Game Seven...Pete Stenkowski in triple OT...19 straight points against Milwaukee...Sinatra in The Main Event...Ali and Frazier in The Fight...Ed-die, Ed-die... The Dunk...Patrick Ewing slam dunking the Knicks into the Finals...Mark Messier, Cup in hand, wiping out 54 years of frustration...LJ's four-pointer...The Great One's farewell...The Stones and The Dead and The King and The Pope and Streisand and Carter and Clinton and Bush...

It could all only happen in one place...Not a mere building but a state of mind, now gloriously transformed into a state-of-the-art rallying point for all New York...The greatest of the great in sports, arts and entertainment, summed up in three words...Madison Square Garden...The World's Most Famous Arena...



1879-1889: 26th Street and Madison Avenue

BEGINNINGS

The current Garden - located between 31st and 33rd Streets and Seventh and Eighth Avenues on Manhattan's West Side - is the fourth building (third site) to be named Madison Square Garden.

Garden I was located at Madison Square: 26th Street and Madison Avenue. It was originally opened in 1874 (at a cost of \$35,000) by the legendary P.T. Barnum as "Barnum's Monster Classical and Geological Hippodrome". However, it was soon renamed "Gilmore's Garden" when the lease was auctioned off to bandmaster Patrick S. Gilmore (the term "Garden" was used often during this period to denote a place of public gathering and entertainment).

The building, which had 28-foot walls without a roof, hosted a varied schedule of social and fraternal meetings, flower shows and commercial exhibitions. When Gilmore's lease expired in 1878, it was picked up - briefly - by W. M. Tieson. The following year, William Vanderbilt of the New York Central Railroad assumed control of the facility and officially renamed it "Madison Square Garden" on May 31, 1879. Featuring a sports and entertainment program that stressed such events as boxing and the National Horse Show, Garden I stood until its demolition in 1889.

Garden II was constructed on the site of Garden I, opening on Jun. 16, 1890 at a cost of \$1.5 million. It contained an 8,000-seat main arena, 1,500-seat concert hall, 1,200-seat theatre and the world's largest indoor swimming pool. The Spanish Renaissance-style structure was topped by its most famous feature: a 32-story tower and roof garden atop which stood Augustus Saint-Gauden's gold statue of Diana, Goddess of the Hunt.

Stanford White, the renowned architect who designed Garden II, also figured in its most famous - and infamous - event. On the night of Jun. 25, 1906, White was gunned down in the Garden's rooftop garden by Pittsburgh mil-

lionaire Harry Thaw, allegedly in revenge for White's long-standing affair with Thaw's wife, showgirl Evelyn Nesbit. The White-Thaw-Nesbit love triangle was ultimately immortalized in the 1955 film *The Girl in the Red Velvet Swing* - starring Ray Milland as White and Joan Collins as Nesbit - and in the recent best-seller *American Eve* by Paula Uruburu (Riverhead Books, 2008). Nesbit died in obscurity in California at age 81 in 1967.

Garden II hosted a sporting card heavy with boxing, wrestling, six-day bicycle races and horse shows, along with national events such as the 1924 Democratic National Convention, a marathon that lasted through 16 days and 103 ballots. Movie buffs will recall that in Orson Welles' 1941 classic *Citizen Kane*, Charles Foster Kane's acceptance of the 1916 New York gubernatorial nomination takes place at Garden II (although, obviously, it wasn't actually filmed there).

Garden II closed with a boxing card on May 5, 1925, followed by a mournful eulogy by ring announcer Joe Humphreys: "Farewell to thee, o temple of fistiana. Farewell to thee, o sweet Miss Diana...". The New York Life Insurance Building (51 Madison Ave.) occupies the former site of Gardens I and II, while Diana found a new home at the Philadelphia Museum of Art.

Garden III - the "Old Garden" - was built in just 249 days at 49th Street and Eighth Avenue under the watchful eyes of promoter Tex Rickard and architect Thomas Lamb. The fabled 18,000-seat arena, built at a cost of \$5.6 million, opened with a six-day bicycle race on Nov. 24, 1925, and for 43 years was America's premier sports and entertainment showplace. Ironically, Rickard did not live to see the blossoming of Garden III, suffering a fatal appendicitis attack on Jan. 6, 1929.



1890-1925: 26th St. and Madison Ave.

Anyone who ever set foot in the Old Garden remembers its unforgettable atmosphere...the sky-high balcony...the haze from decades of cigarette smoke...the main lobby, a schmoozer's paradise...the marquee...G.O. Cards...the organ (played first by Gladys Goodding, later by Virginia Thomas)...the unmistakable voice of John Condon...the Nedick's and Adam Hats stores that flanked the main entrance...

Sports - especially basketball, hockey, boxing and track - would be the life-



1925-1968: 49th Street and Eighth Avenue

blood of the Old Garden. But it also hosted entertainment extravaganzas ranging from the Ringling Bros. and Barnum & Bailey Circus and the Gene Autry Rodeo to star-studded spectacles like Mike Todd's 1957 anniversary party for his film *Around the World in 80 Days* and President John F. Kennedy's May 19, 1962 birthday party which featured Marilyn Monroe's breathless version of "Happy Birthday". On the screen, the Garden provided the inspiration (and title) for the 1932 Paramount epic *Madison Square Garden*, starring Jack Oakie and ZaSu Pitts, as well as the on-location backdrop for the harrowing final reel of John Frankenheimer's 1962 classic *The Manchurian Candidate*.

The Knicks played their first game at Garden III on Nov. 11, 1946, losing to the Chicago Stags 78-68 in overtime. In the 22 years the Knicks played on 49th Street, they would record just six sellouts, including the most famous of all - the long-awaited pro debut of Bill Bradley against Detroit before 18,499 fans and a worldwide media contingent on December 9, 1967.

Garden III played host to three NBA All-Star Games: in 1954, 1955 and 1968. And although the Knicks made the NBA Finals three straight years in 1951-52-53, the Old Garden never hosted a Finals game. Due to circus scheduling conflicts, all Finals games in those three seasons were moved to the 69th Regiment Armory on Lexington Ave. The Garden didn't host an NBA Finals game until 1970, two years after the move to 33rd and Seventh.

The Knicks played their final game at the Old Garden on February 10, 1968, a 115-97 win over Philadelphia. The last event ever was the Westminster Dog Show, over February 12-13, 1968. After the Old Garden was demolished, the site was used for years as a Kinney parking lot. The Worldwide Plaza office/apartment complex, which opened in 1989, now occupies the site.

GARDEN IV

On **Nov. 3, 1960**, Garden president Irving Mitchell Felt announced plans for a new Madison Square Garden - **Garden IV** - to eventually be built at 33rd Street between Seventh and Eighth Avenues, atop Pennsylvania Station.

Prospective sites for a New Garden had been discussed throughout the mid- and late-'50s, especially the area at Columbus Circle which would eventually house the New York Coliseum and, ultimately, the Time Warner Center.

Then the Garden Corporation obtained the coveted "air rights" above Penn Station from the Pennsylvania Railroad in 1961. The Railroad had entertained the idea of selling Penn Station's air rights as far back as 1951, when faced with a \$72 million deficit. In 1955, Railroad president James Symes and famed real estate developer William Zeckendorf signed an agreement to option the Station's air rights for an industrial-commercial "Palace of Progress", with a new, renovated Penn Station below street level. When the project fell through, the Railroad sold the air rights to the Garden Corporation. Above-ground demolition of Penn Station began on October 28, 1963, with new concrete poured starting on May 1, 1964.

The effort was not without its critics, one of whom called the destruction of Penn Station "an act of irresponsible public vandalism." Ultimately, Penn Station's legacy was

the New York City Landmarks Preservation Commission, the guiding force behind a series of laws that today protect more than 1,000 individual city landmarks.

Garden IV opened as a glittering sports and entertainment showplace, with its distinctive circular, cable-suspended roof above the 19,000-seat arena, its 5,000-seat Felt Forum, 48-lane Bowling Center, 500-seat cinema, Hall of Fame Club, National Art Museum of Sport, 50,000-square foot Exposition Rotunda and 29-story office building (Two Penn Plaza) attached by a pedestrian mall.

The first element of the New Garden complex to open its doors was the Bowling Center, on October 30, 1967. On Nov. 26, 1967, the Felt Forum opened with a performance of the Welsh and Scots Guards.


The "New Garden" itself officially opened on **Feb. 11, 1968**, when Bob Hope and Bing Crosby hosted "The Night of the Century", a star-studded salute to the USO. Three days later - February 14, 1968 - the Knicks played their first game in their new home, a 114-102 victory over the San Diego Rockets in the nightcap of an NBA doubleheader.



1968- Present: 33rd Street and Eighth Avenue

INSIDE THE GARDEN

- Cost for design and construction of the present Garden was \$43 million.
- Garden IV was built by Turner Construction and the Del E. Webb Corporation. The building was designed by Charles Luckman, the fabled entrepreneur and architect who died in 1999. Luckman also designed the Los Angeles Convention Center, CBS Television City, the Prudential Center in Boston, the Johnson Space Center in Houston, and perhaps fittingly, The Forum in Los Angeles...which The Madison Square Garden Company acquired in 2011 and is scheduled to reopen following a massive renovation-transformation in early 2014.
- The Garden arena is 425 feet in diameter, 13 stories high, and occupies 820,000-square feet of real estate.
- Each of the four entrance/exit towers is over 100 feet high and contains at least 10 escalators.
- Seating capacity for Knicks basketball was 19,033 for the 2012-13 season, a figure revised in the wake of the Garden Transformation after it had been the familiar 19,763 since 1991-92. From Feb. 4, 1993 to Nov. 2, 2002, the Knicks compiled a streak of 433 consecutive home sellouts (regular season plus Playoffs, all at 19,763), the sixth-longest sell-out streak in NBA history. The Knicks entered the 2013-14 season with a streak of 115 consecutive home sellouts.
- The Garden opened the 2013-14 season as the second-oldest arena in the NBA. Only Oakland's Oracle Arena (originally opened in 1966 as the Oakland Coliseum Arena) is older. The Garden and Oracle Arena have both undergone extensive renovations over the last two decades. The 2013-14 campaign will mark the Knicks' 46th full season (47th season overall) in Garden IV.



Left: Legendary organist Eddie Layton tickled the Garden ivories throughout the 1970s. **Top Middle:** Gone but never forgotten: Garden legends John Condon (right) and Nat "Peets" Broudy. **Bottom Middle:** Remembrance of things past: One of the two original Penn Station eagles that now guard the entrance to 2 Penn Plaza. **Right:** Howard Cosell interviews Bill Bradley during the construction of the new Garden.

- And even though the original Penn Station was demolished nearly a half-century ago, several of its features survive. Sculptor Adolph Weinman's bronze statue of Pennsylvania Railroad President Samuel Rea, which once overlooked the main waiting room of Penn Station, now stands proudly at the Seventh Avenue entrance to Two Penn Plaza. Two of Weinman's 22 concrete eagles, which had adorned the Station's outside perimeter for 53 years, guard Seventh Avenue in front of Two Penn.

- The Paramount, a state-of-the-art, 5,600-seat theatre which quickly becomes a hub of Big Apple live entertainment, is constructed on the former site of the Felt Forum (renamed The Theatre in 1995, the WaMu Theatre in 2007, The Theatre at Madison Square Garden in 2009). Fronting the main entrance is the Garden Walk of Fame, which opens in 1992.

- Two major dining facilities - The Club Restaurant and the Play-By-Play sports bar and restaurant - are constructed on the former site of the Bowling Center and the Hall of Fame Club.

- Garden exterior completely renovated, including the installations of animated color matrix boards above the Seventh Avenue entrance to Penn Station and the Eighth Avenue facade.

- Dramatic upgrades and improvements in virtually all other facets of the Garden, especially concession stands (including all-new Food Courts), locker rooms, press room, box office, Garden Team Store and broadcast facilities.

- **1995:** Knicks and Rangers locker room areas are further renovated and expanded, including increased player/locker space, expanded training and x-ray facilities and individual offices for all coaches.

- **2000-08:** Ongoing improvement program in the new century featured "GardenVision" upgraded to HDTV format and continued expansion of locker rooms, coaches offices, arena sound system, video facilities and exterior advertising capability. Also added were fan amenities including an all-new Team Store at Gate 75, the Garden Pub at Gate 70, The Prime Rib at Gate 76, and the Live at the Garden music museum/pub at Gate 66. New courtside Club seating for Knicks basketball was established in 2006, with an entirely new LED and Matrix center scoreboard and side out-of-town boards installed the following year.

THROUGH THE YEARS

A look at the improvements/enhancements at Garden IV over the years:

- **1972:** Garden IV becomes the first New York sports venue to install luxury boxes, formally named "Hall of Fame Lounges." The original deck of 11 luxury suites - each measuring 23x15 feet and accommodating 10 people - is installed above the mezzanine level on the 33rd Street side... Due to the ongoing luxury suite construction, basketball broadcast locations are moved to courtside and directly above center-court exit tunnels. Previously, they had been located in a two-level booth suspended from the roof.

- **1977:** Original end zone scoreboards replaced by new 36-foot long scoreboards in each end zone, and smaller auxiliary boards on the facing of the mezzanine at center court. New boards feature tenth-of-a-second timing capabilities and black-and-white animated matrix boards.

- **1989-91:** Over a three-year span, the Garden complex undergoes an extensive renovation program. Initially announced on Jan. 26, 1989, it is a multi-million dollar effort in which...

- Each of the original red, orange, yellow, green and blue seats is removed and replaced. Primary color scheme is now purple and teal.

- Existing scoreboards are replaced by a new computerized system that features the eight-sided Center Display Board (37 feet wide at the top, 34 feet wide at the bottom), complete with "GardenVision" color replay screens and multi-colored end zone boards, by White Way Company of Chicago. It is the first eight-sided scoreboard in a major U.S. arena. Original Garden sound system is also completely overhauled, including the replacement of the original center-hung "sound cluster" with an entirely new system of speaker clusters affixed to the arena ceiling.

- Original Hall of Fame Lounges (luxury boxes) are removed and replaced by a completely new deck of 89 Club Suites that encircles the entire arena, including a double-deck of suites on the Seventh Avenue end.



MSG IV construction, 1966

Extensive research and focus groups were conducted and the feedback was used to develop the plans for the Transformation. The transformed Garden is expected to attract even more high profile sports and entertainment events, major concerts and awards shows, as well as provide new and unique opportunities for marketing partners to drive their business objectives - JPMorgan Chase has become The Madison Square Garden Company's first ever Marquee Partner and Anheuser-Busch, Coca-Cola, Delta Air Lines, Kia Motors and Lexus have signed on as Signature Partners. Some of the many major upgrades that fans will experience, include:

- Beautiful new Chase Square Seventh Avenue entrance, which will be nearly double the previous size and feature interactive kiosks, retail, climate controlled space, and broadcast studio

- Public concourses doubling and tripling in size, some with spectacular city views

- New first-class food and beverage options available throughout the building featuring some of the best chefs and restaurants of New York

- Larger, more comfortable seats

- Improved upper bowl sightlines that puts patrons seven to 10 feet, or three rows, closer to the action

- Two new Chase Bridges that will provide one-of-a-kind views of the arena floor and offer a unique perspective for fans

- State-of-the-art lighting, sound and LED video systems in HD, and new fiber-optic cabling throughout the building

- New dressing rooms, locker rooms, green rooms, and production offices

- 50-percent more restroom facilities and 60-percent more food and beverage points of sale

- Corporate offerings: 58 Madison Level Suites that will be 40-percent larger and half the distance to the events and includes seats in the arena bowl, 20 Event Level Suites that offer a lounge/entertaining atmosphere and the best seats in the house, and 18 remodeled ninth level Signature Suites. There will also be several new all-inclusive club suites, the 1879 Club presented by J.P. Morgan, the Delta Sky360 Club on the event level, and the Madison Club presented by Foxwoods on the seventh floor of the Arena.

Phase I of the Garden Transformation debuted for the 2011-12 season and included:

- New Lower Bowl seating area with larger, more comfortable seats

- Expanded Madison Concourse (6th floor) with city views, more restrooms, additional retail locations and enhanced concession stands with new menus featuring Coca-Cola products and MSG Signature Collection's exclusive food items from leading chefs Jean-Georges Vongerichten and Andrew Carmellini, renowned restaurateur Drew Nieporent and Aquagrill's chef and owner Jeremy Marshall, along with offerings from Carnegie Deli and Hill Country Barbecue

- 20 new Event Level Suites offering a sophisticated atmosphere for entertaining and prime seating

- New Delta Sky360 Club offering exclusive dining options and views of athletes entering and exiting the locker room area

- New 1879 Club Presented by J.P. Morgan, a prestigious club featuring exclusive dining options, luxury amenities and the best seats in the house

- Open areas on the eighth floor concourse and new West Balcony (10th floor), which provide fans with direct views into the Arena bowl, as well as new seating, walkways and concession stands

- New Knicks and Rangers locker rooms and star dressing rooms

Phase II of the Transformation debuted for the 2012-13 season and included:

- New Upper Bowl seating area with more comfortable seats and significantly improved sightlines moving fans seven to 10 feet or three rows closer to the action

- Expanded Garden Concourse (eighth floor) with city views, more restrooms, additional retail locations and enhanced concession stands with new menus featuring Coca-Cola products and MSG Signature Collection food options

- New Lexus Madison Suite Level that features 58 suites that are larger, feature bowl seating, and are 50-percent closer to the action than before

- New all-inclusive Madison Club presented by Foxwoods with seating in the Arena and exclusive club space available for corporations and individuals looking to entertain at Knicks and Rangers games as well as other sports events at the Arena

- Return of the beloved Blue Seats (ninth floor)

- Homage to The Garden's storied history on the Madison Concourse with new "Garden 366" and "Defining Moments" exhibits

Phase III will mark the completion of the Transformation, amenities debuting for the 2013-14 season will include:

- New Chase Square Seventh Avenue entrance nearly double in size, featuring new interactive zones, retail locations, box office and a broadcast location

- Two spectacular new Chase Bridges that will be suspended above the ice for a one-of-a-kind view of the action

- New EIGHTEEN/76 Balcony (10th floor) offering a selection of new food and beverage options and a unique social gathering space with direct views into the Arena bowl


- New state-of-the-art GardenVision center-hung scoreboard

- New Signature Suite Level (ninth floor) featuring 18 completely remodeled suites with "center stage" views for concerts

- Restoration of the iconic Garden ceiling

AND A NEW ERA DAWNS...

In fall 2013 the three-year, historic Transformation of Madison Square Garden will be completed, providing a significantly enhanced experience for customers, athletes, entertainers, suite holders and marketing partners, from the first row to the last. The project involves over 2.6 million man hours of union labor, the equivalent of at least 1,300 full-time jobs, creating as many as 3,700 union construction jobs. It will also restore The Garden's iconic ceiling and pay homage to the building's storied history. The project's architect is Brisbin Brook Beynon, Construction Manager is Turner and Project Manager is JLL.



ATTENDANCE INFORMATION

MADISON SQUARE GARDEN TRAINING CENTER

Season	Dates	Total	Average	Sellouts
1946-47	7	82,001	11,714	-
1947-48	12	167,787	13,982	-
1948-49	20	211,284	10,564	-
1949-50	16	186,882	11,680	-
1950-51	18	151,742	8,430	-
1951-52	16	140,746	8,797	-
1952-53	18	195,240	10,847	-
1953-54	19	221,079	11,636	-
1954-55	21	214,125	10,196	-
1955-56	21	246,756	11,750	-
1956-57	23	266,998	11,609	-
1957-58	22	247,632	11,256	1
1958-59	27	317,924	11,775	1
1959-60	30	335,578	11,186	1
1960-61	32	326,895	10,215	1
1961-62	33	265,153	8,035	-
1962-63	34	302,775	8,905	-
1963-64	35	293,704	8,392	-
1964-65	35	322,870	9,225	-
1965-66	34	369,812	10,877	-
1966-67	35	410,057	11,716	-
1967-68	37	534,568	14,448	2
1968-69	37	569,153	15,383	14
1969-70	41	761,226	18,566	26
1970-71	41	763,487	18,622	25
1971-72	41	785,298	19,154	26
1972-73	41	790,031	19,269	31
1973-74	41	784,433	19,133	25
1974-75	41	760,786	18,556	19
1975-76	41	672,745	16,408	7
1976-77	41	644,811	15,727	7
1977-78	41	626,815	15,288	6
1978-79	41	545,715	13,310	3
1979-80	41	508,597	12,405	6
1980-81	41	546,441	13,328	4
1981-82	41	444,189	10,834	-
1982-83	41	438,823	10,703	3
1983-84	41	495,944	12,096	6
1984-85	41	457,317	11,154	-
1985-86	41	592,486	14,451	4
1986-87	41	538,058	13,123	1
1987-88	41	586,752	14,311	8
1988-89	41	746,851	18,216	20
1989-90	41	730,432	17,815	27
1990-91	41	654,962	15,975	8
1991-92	41	731,371	17,838	16
1992-93	41	804,840	19,630	39
1993-94	41	810,283	19,763	41
1994-95	41	810,283	19,763	41
1995-96	41	810,283	19,763	41
1996-97	41	810,283	19,763	41
1997-98	41	810,283	19,763	41
1998-99	25	494,075	19,763	25
1999-00	41	810,283	19,763	41
2000-01	41	810,283	19,763	41
2001-02	41	810,283	19,763	41
2002-03	41	779,479	19,012	17
2003-04	41	785,739	19,164	26
2004-05	41	800,144	19,516	32
2005-06	41	776,176	18,931	24
2006-07	41	771,017	18,805	22
2007-08	41	783,739	19,116	21
2008-09	41	790,801	19,288	23
2009-10	41	799,640	19,503	26
2010-11	41	808,879	19,729	39
2011-12	33	652,179	19,763	33
2012-13	41	780,353	19,033	41
Total	2,362	37,297,656	15,791	994

All-Time NBA Sellout Streaks

Here are the top nine all-time home sellout streaks in NBA history, entering the 2013-14 season:

Team	Streak	Dates of Streak
Portland Trail Blazers	814	Apr. 9, 1977 - Nov. 16, 1995
Boston Celtics	662	Dec. 1980 - May 5, 1995
Chicago Bulls	610	Nov. 20, 1987 - Nov. 3, 2000
Dallas Mavericks	530	Dec. 15, 2001 - present
Sacramento Kings	497	Oct. 25, 1985 - Nov. 4, 1997
New York Knicks	433	Feb. 4, 1993 - Nov. 2, 2002
Phoenix Suns	390	Feb. 3, 1990 - Feb. 7, 1999
Charlotte Hornets	371	Dec. 23, 1988 - Nov. 21, 1997
Sacramento Kings	354	Nov. 26, 1999 - Apr. 18, 2007
Golden State Warriors	311	Feb. 1989 - Apr. 19, 1996

Knicks Home Arena Evolution

1946-47 through 1959-60: Knicks split their home schedule between Garden III (49th St. and 8th Ave.) and the 69th Regiment Armory (25th St. and Lexington Ave.). In their inaugural season of 1946-47, Knicks play just seven home games at MSG. Due to circus conflicts, each of the Knicks' nine home games in the 1951, 1952 and 1953 NBA Finals is played at the Armory (the Garden did not host an NBA Finals game until 1970).

Jan. 16, 1960: Last Knicks game at 69th Regiment Armory (Knicks 132, Cincinnati 106; A-3,000)

1960-61: For the first time, Knicks play their entire home schedule at MSG.

Feb. 10, 1968: Last game at Garden III (Knicks 115, Philadelphia 97; A-18,499)

Feb. 14, 1968: First games at Garden IV (Boston 118, Detroit 96; Knicks 114, San Diego 102; A-17,639)

Feb. 14, 1991: Knicks reach 20-million mark in all-time Garden attendance.

Apr. 10, 1997: Knicks reach 25-million mark in all-time Garden attendance.

Jan. 24, 2004: Knicks reach 30-million mark in all-time Garden attendance.

Garden III Sellouts

Over 22 seasons, the Knicks recorded just six regular season sellouts at the old 49th St. Garden. Here's the breakdown:

Date	Attendance	Notes
Feb. 10, 1968	18,499	Final game at Old Garden (vs. Philadelphia)
Dec. 9, 1967	18,499	Bill Bradley's pro debut (vs. Detroit)
Nov. 11, 1960	18,449	Knicks vs. Syracuse; Boston vs. Cincinnati (Russell vs. Robertson)
Feb. 23, 1960	18,496	Knicks vs. Minneapolis (Baylor); Boston vs. Philadelphia (Russell vs. Wilt)
Feb. 3, 1959	18,496	Knicks vs. Syracuse; Boston vs. St. Louis ('57, '58 Finals rematch)
Dec. 27, 1957	18,225	Knicks vs. Detroit; Boston vs. Philadelphia

Lowest Crowds at 49th St. Garden

1,300	Feb. 4, 1961 vs. St. Louis (snowstorm)
1,701	Mar. 22, 1966 vs. St. Louis
2,636	Feb. 7, 1967 vs. Los Angeles
2,976	Mar. 1, 1960 vs. Syracuse
3,215	Dec. 2, 1951 vs. Philadelphia
3,585	Dec. 31, 1963 vs. San Francisco

Lowest Crowds at 33rd St. Garden

6,514	Jan. 25, 1983 vs. Cleveland
6,917	Apr. 15, 1982 vs. Chicago
7,179	Apr. 1, 1982 vs. Cleveland

With today's professional athletes having to compete at a higher level than ever before, the New York Knicks, along with the NHL's Rangers and WNBA's Liberty started to train year-round in the state-of-the-art Madison Square Garden Training Center in Greenburgh, NY in September of 2002. This facility is another proactive element of the organizations' continuing commitment towards supplying Madison Square Garden sports fans with the most competitive teams in their respective leagues.


Madison Square Garden Training Center offers the Knicks, Rangers and Liberty the opportunity to utilize the best equipment, the best training regimen, the best diets, the best environment – to elevate their performances when they open their respective schedules in the NBA, NHL and WNBA. The 105,000 square foot facility, set on 16 acres of private land in Westchester County, is equipped with well-appointed private areas and office space, exercise rooms with dedicated equipment for each team, the latest technology and first-class amenities.

The facility features two basketball courts and one NHL regulation-sized hockey rink. Each team's area within the Madison Square Garden Training Center includes:

- 1,800 square foot complete cardiovascular and weight room
- Steam rooms, whirlpool and cold plunge
- Players' lounges with leather sofas, lounge chairs, 42" High Definition Television, pool and ping pong tables and refreshment center.
- Gated parking lots located adjacent to a private entrance into the players' lounge.
- Tiered classrooms with high-back theater style seating
- State of the art video editing rooms
- Coaches' lounge/offices

The training center also features amenities to be shared by all teams, including a Hydro Worx 1000 aquatic therapy pool, a dining room with seating for 40 people and auxiliary locker rooms which can be utilized for visiting teams in need of additional practice time during their stay in New York.

Media accommodations include dedicated media rooms with workstations, pre-wired for phone and internet access, an interview room for one-on-one or small group interviews, as well as cabled locations for remote broadcast. The basketball courts and hockey rink are all equipped with dedicated seating for attending media.



MSG Photos

KNICKS CITY DANCERS

For over 20 years now, the Knicks City Dancers have been the centerpiece of the Knicks Entertainment Experience and are truly representative of all that is New York. They captivate audiences with their unparalleled talent and show stopping performances as they truly embody New York entertainment at its finest.

Coached by former dancer and captain, Melissa Unterstein, the KCD have worked with famed choreographers in the entertainment industry such as JT Horenstein, Josh Bergasse, Joey Dowling, Maria Torres, AC Ciulla, and Brian Thomas. The KCD have also performed with international recording artists such as Swizz Beatz, Jason Derulo, Flo Rida, Darryl "DMC" McDaniels, Rob Base, Q-Tip, and The Sugarhill Gang.

The Knicks City Dancers are truly an integral part of the in-game experience at the world's most famous arena. However, off the court, the


KCD have also made high profile appearances at events such as the ING New York City Marathon, the Puerto Rican Day Parade, New York Fashion Week, WWE Superstars for Sandy Relief, and the Tribeca Film Festival.

The KCD have also appeared on a variety of television programs including Late Night with Jimmy Fallon, The Colbert Report, The View, Live with Regis and Kelly, The Late Show with David Letterman, and Good Morning America. On a world-wide scale, the Knicks City Dancers have represented the NBA in China, Taiwan, France, Italy, India, the Philippines, Abu Dhabi, and the United Arab Emirates.


As goodwill ambassadors for the Knicks, the Knicks City Dancers participate in a variety of charitable causes around New York. Their main focus is supporting children facing obstacles through the Garden of Dreams Foundation.



Alicia
2nd Season



Alyssa (Co-Captain)
3rd Season



Amanda Jo
4th Year



Amy
1st Year



Ana
4th Season



Ashley
2nd Season



Cassie
1st Year



Chelsea
1st Year



Christina
3rd Year




Courtney
1st Year



Criscia (Co-Captain)
4th Year



Jess
3rd Year



Julia
1st Year



Kelly
4th Year



Kerrie
2nd Season



Latoya (Co-Captain)
5th Year



Michele
3rd Year



Norby
1st Year



Teal
2nd Season



Tiffany
1st Year


Rebecca Taylor, MSG Photos

7th AVE SQUAD



The members of the 7th Ave. Squad are true, die-hard Knicks fans. Collectively, they create electricity and deafening noise to give their Knicks the home court advantage. You can catch this group at every home Knicks game also launching t-shirts into the crowd, honoring lucky fans or in their favorite section of the game, always bringing energy to the game.

AIR ELITE DUNKERS



New York Air Elite is the Knicks dunk team that takes flight at The Garden. They jolt the crowd with excitement and amazement, combining incredible athleticism with action-packed trampoline dunks. New York Air Elite is acrobatic entertainment that will surely get Knicks fans to their feet!

KNICKS MUSIC

The Knicks Music Team is responsible for keeping the Garden rocking at every Knicks game. Led by MSG Music Director Ray Castoldi, the Knicks Music Team continues the Garden tradition of live organ music going back to 1946, and updates it with the modern sounds of today. The Knicks Music Team takes the energy and passion of Knicks basketball and amplifies it back to the fans.

KNICKS



The Knicks City Kids embody the vibrancy and spirit of New York kids. Proud to be the original NBA kids dance team and in their 14th season performing on the hardwood floor of Madison Square Garden, this gifted group of six to fourteen year olds promises their best performances ever during the 2013-14 Season at weekend and holiday games. Their sheer joy of play, camaraderie, and fun, reminds us that if we watch a game through a child's eyes, we will leave with a smile on our face.

NEW YORK STICKS



The New York Sticks is the Knicks drum line that brings an additional level of energy and excitement to Madison Square Garden on game day. They get fans on their feet and ready for New York basketball with hard-hitting beats and New York rhythm.

NEW YORK LIBERTY

2013-14 KNICKS SEATING CHART

On Oct. 30, 1996, New York was selected as one of eight charter members of the Women's Basketball Association (WNBA). Within four months, Carol Blazejowski, a member of the Naismith Basketball Hall of Fame, was named Vice President and General Manager for the New York franchise. Rebecca Lobo and Teresa Weatherspoon joined as the team's first players and the franchise name and logo were introduced.

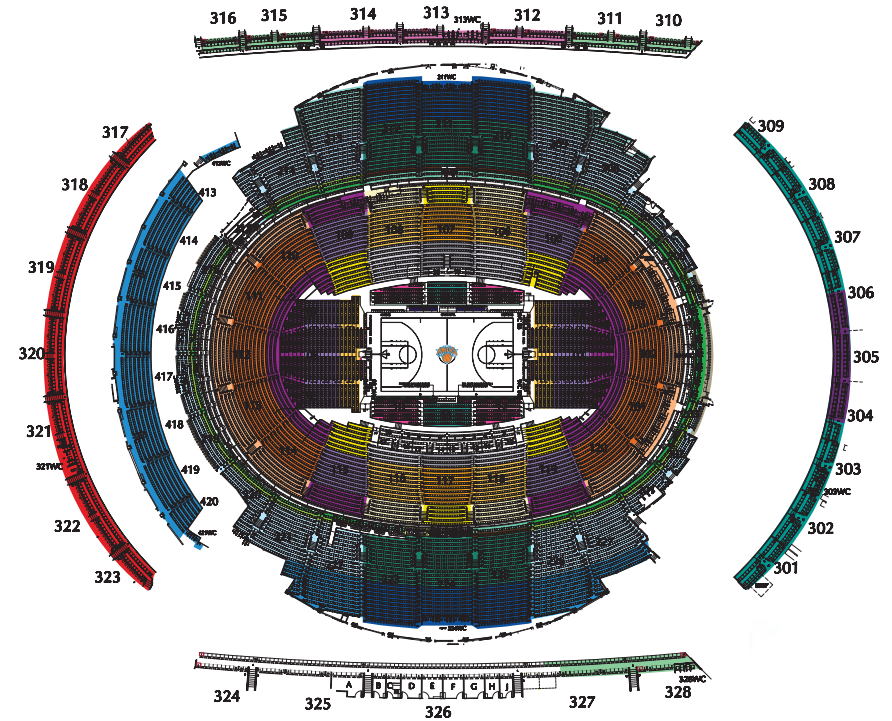
The Liberty's and WNBA's first game was played on Jun. 21, 1997 in Los Angeles. Led by Head Coach Nancy Darsch, the Liberty defeated the L.A. Sparks, 67-57, before a crowd of 14,284 at the Great Western Forum. On Jun. 29, 1997, in front of a crowd of 17,780, the Liberty scored their first win at home, defeating Phoenix, 65-57.

The 2013 season marked the 17th Season for the Liberty and the WNBA, with Bill Laimbeer as the club's general manager and head coach. The New York Liberty have become synonymous with summertime excitement, electricity and excellence.

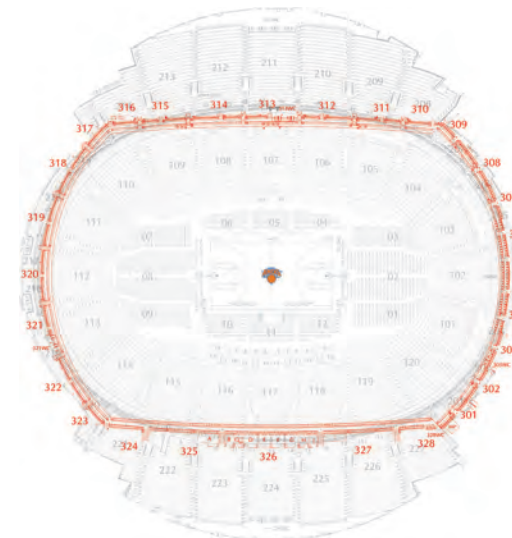
The team has finished first or second in the Eastern Conference seven times, reached the WNBA Finals four times.

Year-By-Year Results			Regular Season				Playoffs		
Season	Head Coach	Conference Finish	W	L	Pct.	W	L	Pct.	
1997	Nancy Darsch	2nd/Eastern	17	11	.607	1	1	.500	
1998	Nancy Darsch	3rd/Eastern	18	12	.600	-	-	---	
1999	Richie Adubato	1st/Eastern	18	14	.563	3	3	.500	
2000	Richie Adubato	1st/Eastern	20	12	.625	4	3	.571	
2001	Richie Adubato	2nd/Eastern	21	11	.656	3	3	.500	
2002	Richie Adubato	1st/Eastern	18	14	.563	4	4	.500	
2003	Richie Adubato	6th/Eastern	16	18	.471	-	-	---	
2004	Richie Adubato, 7-9 Pat Coyle, 11-7	2nd/Eastern	18	16	.529	2	3	.400	
2005	Pat Coyle	3rd/Eastern	18	16	.529	0	2	.000	
2006	Pat Coyle	5th/Eastern	11	23	.324	-	-	---	
2007	Pat Coyle	4th/Eastern	16	18	.471	1	2	.333	
2008	Pat Coyle	3rd/Eastern	19	15	.559	3	3	.500	
2009	Pat Coyle, 6-11 Anne Donovan, 7-10	7th/Eastern	13	21	.382	-	-	---	
2010	Anne Donovan	2nd/Eastern	22	12	.647	2	3	.400	
2011	John Whisenant	4th/Eastern	19	15	.559	1	2	.333	
2012	John Whisenant	4th/Eastern	15	19	.441	0	2	.000	
2013	Bill Laimbeer	5th/Eastern	11	23	.324	-	-	---	
Totals			290	270	.518	22	28	.440	

All-Time Leading Scorers			
Player	Games	Points	Avg
1. Vickie Johnson	282	3,246	11.5
2. Cappie Pondexter	132	2,522	19.1
3. Becky Hammon	227	2,367	10.4
4. Crystal Robinson	216	2,301	10.7
5. Shameka Christon	197	2,295	11.6
6. Tari Phillips	141	1,826	12.9
7. Essence Carson	172	1,471	8.6
8. Janel McCarville	129	1,448	11.2
9. Tamika Whitmore	156	1,394	8.9
10. Cathrine Kraayeveld	153	1,366	8.9



BRIDGE PLACEMENT IN ARENA



FACES IN THE CROWD

FACES IN THE CROWD



INDEX

Topic	Pages
Aldrich, Cole.....	86
All-Time Roster.....	208-295
Anthony, Carmelo.....	44-49, 211
Atlanta Hawks.....	124
Attendance, 2012-13.....	111
Attendance, All-Time.....	328
Award Winners, All-Time.....	204-205
Award Winners, NBA 2012-13.....	121
Bargnani, Andrea.....	50-51
Barr, Andy.....	20
Basketball Operations.....	22-23
Boston Celtics.....	125
Brooklyn Nets.....	126
Callahan, Dr. Lisa.....	20
Chandler, Tyson.....	52-55, 225
Charlotte Bobcats.....	127
Chicago Bulls.....	128
Chronology of Team Changes, 2012-13.....	114-115
Cleveland Cavaliers.....	129
Coaching Records, All-Time.....	167
Coaching Records, Playoffs.....	303
Comebacks & Leads Lost, All-Time.....	190
Comebacks & Leads Lost, Playoffs.....	309
Community Relations.....	34-41
Dallas Mavericks.....	130
Date Book.....	164-165
Denver Nuggets.....	131
Detroit Pistons.....	132
Diogu, Ike.....	87
Division & Conference Champions, Knicks.....	299
Dolan, James L.....	8
Douglas-Roberts, Chris.....	86
Eric BayHawks.....	21
Faces In The Crowd.....	334-335
Famous Firsts & Lasts.....	195
Felton, Raymond.....	56-59, 226
Final Standings, 2012-13.....	119
Final Statistics, 2012-13.....	94
Final Statistics, NBA Playoffs 2013.....	103
Foreign-Born Players.....	194
Forty-Point Club, All-Time.....	180
Four-Point Plays, All-Time.....	186
Four-Point Plays, Playoffs.....	309
Franchise Leaders, All-Time.....	175
Franchise Leaders, Playoffs.....	305
Franchise Scoring, All-Time.....	174
Front Office & Coaching Staff.....	166
Game Sevens, All-Time.....	311
Game-By-Game, 2012-13.....	104-105
Garden of Dreams Foundation.....	32-33
Goenaga, Anthony.....	19
Golden State Warriors.....	133
Hancock, Dave.....	20
Hardaway Jr., Tim.....	60-61
Highest/Lowest Combined Scoring Games, All-Time.....	187
Highest/Lowest Combined Scoring Games, Playoffs.....	311
Highest-Lowest Scoring Games, All-Time.....	187
Highest-Lowest Scoring Games, Playoffs.....	311
Hinds, Roger.....	19
Home & Season Openers.....	196
Houston Rockets.....	134
Houston, Allan.....	12-13, 247
Howard, Dave.....	11
Index.....	336
Indiana Pacers.....	135
Individual High Games, 2012-13.....	106
Individual Highs, 2012-13.....	107
Individual Highs, All-Time.....	182-183
Individual Highs, All-Time Playoffs.....	308
Individual Leaders, NBA 2012-13.....	122
Individual Miscellaneous Statistics, 2012-13.....	110
Individual Players Streaks.....	190
Individual Records at Present MSG, All-Time.....	184
Johnson, Larry.....	25, 251
Knickerbockers Story.....	154-159
Knicks City Dancers.....	330
Knicks City Kids Entertainment.....	331
Leslie, C.J.....	62-63
Logo/Uniform History.....	161
Los Angeles Clippers.....	136
Los Angeles Lakers.....	137
Madison Square Garden.....	324-327
Madison Square Garden Company.....	5
Manpower Games Lost.....	194
Martin, Kenyon.....	64-66, 256
Media Information.....	314-315
Memphis Grizzlies.....	138
Miami Heat.....	139
Mills, Steve.....	10
Milwaukee Bucks.....	140
Minnesota Timberwolves.....	141
Month-By-Month Records.....	192

Topic	Pages
MSG Network.....	318-319
MSG Training Center.....	329
Multiple Overtime Games.....	193
Murry, Tauri.....	87
Nasrith Memorial Basketball Hall of Fame.....	199
National Basketball Association.....	118
NBA All-Star Game Participants.....	206
NBA All-Star Weekend Participants.....	207
NBA Champions, Knicks.....	298
NBA Court Dimensions.....	153
NBA D-League.....	118
NBA Draft History - Top Five Picks.....	200-201
NBA Draft, 2013.....	123
NBA Expansion Drafts.....	193
NBA Officials.....	119
NBA Playoffs, 2013.....	120
New Orleans Pelicans.....	142
New York Liberty.....	332
Number of Players Used.....	194
Numerical Roster.....	202-203
Oklahoma City Thunder.....	143
Olympic Team Participants.....	207
Opening Night Lineups.....	197
Orlando Magic.....	144
Philadelphia 76ers.....	145
Phoenix Suns.....	146
Portland Trail Blazers.....	147
Postponed Games.....	193
Powell, Josh.....	88
Prigioni, Pablo.....	67-68, 269
Public Relations Department.....	316-317
Radio History.....	320
Ratner, Hank J.....	9
Record When, 2012-13.....	109
Relocated Games.....	193
Retired Numbers.....	162-163
Rookie Records.....	185
Sacramento Kings.....	148
San Antonio Spurs.....	149
Scoring Margins, All-Time.....	187
Scoring Margins, Playoffs.....	311
Season Highlights, 2012-13.....	95-102
Season In Review, 2012-13.....	92-93
Seating Diagram.....	333
Series' Highs.....	306
Shumpert, Iman.....	69-71
Single-Game Bests, All-Time.....	180-181
Single-Game Bests, Playoffs.....	307
Smith, Chris.....	88
Smith, J.R.....	72-75, 278
Starks, John.....	24, 280
Stoudemire, Amar'e.....	76-79, 281
Table of Contents.....	2-3
Team & Individual Superlatives, 2012-13.....	112-113
Team Behind The Team.....	26-31
Team Directory.....	6-7
Team Highs & Lows, Knicks 2012-13.....	108
Team Highs & Lows, Knicks All-Time.....	188
Team Highs & Lows, Opponents 2012-13.....	108
Team Highs & Lows, Opponents All-Time.....	188
Team Highs & Lows, Playoffs.....	310
Team Highs & Lows at Present MSG.....	189
Team Statistics, Defensive All-Time.....	173
Team Statistics, Defensive Playoffs.....	304
Team Statistics, Offensive All-Time.....	172
Team Statistics, Offensive Playoffs.....	304
Team Streaks.....	191
Television History.....	321
Todd, Jim.....	16
Top Individual Performances Off The Bench.....	181
Top Seasonal Marks.....	178
Toronto Raptors.....	150
Triple-Doubles, All-Time.....	179
Triple-Doubles, Playoffs.....	309
Tyler, Jeremy.....	80-81
Utah Jazz.....	82-83
Umar, Jahau.....	3
Utah Jazz.....	151
Versus Opponents, Playoffs.....	305
Walker, Darrell.....	17, 287
Washington Wizards.....	152
What is a Knickerbocker?.....	160
When Was The Last Time.....	198
Williams, Herb.....	18, 290
Won-Lost Breakdown, 2012-13.....	94
Won-Lost Breakdown, All-Time.....	169
Woodson, Mike.....	14-15, 292
World Peace, Metta.....	84-85
Year-By-Year Playoff Results.....	300-303
Year-By-Year Record.....	168
Year-By-Year Versus Opponents.....	170-171
Yearly Statistical Leaders.....	176-178
Youngest/Oldest Players.....	185

HELP US FIGHT PANCREATIC CANCER



Dr. Mehmet Oz
Lustgarten Foundation
Supporter

RESEARCH IS OUR BEST HOPE

Pancreatic cancer is the most lethal cancer there is. It grows silently in your body. Once diagnosed, it's usually too late. That's why we need to detect it earlier – to save lives. The Lustgarten Foundation funds early detection research. It's our best hope. And Cablevision's support ensures that 100% of every dollar donated to the Foundation goes directly to research.

Join us and fight pancreatic cancer. Visit curePC.org.