


Utah Record Book



TOP 25 FINISHES



1994 ASSOCIATED PRESS

No.	School	Points
1.	Nebraska	1,539
2.	Penn State	1,497
3.	Colorado	1,410
4.	Florida State	1,320
5.	Alabama	1,312
6.	Miami	1,249
7.	Florida	1,153
8.	Texas A&M	1,117
9.	Auburn	1,110
10.	Utah	995
11.	Oregon	810
12.	Michigan	732
13.	Southern Cal	691
14.	Ohio State	672
15.	Virginia	648
16.	Colorado State	630
17.	North Carolina State	511
18.	Brigham Young	500
19.	Kansas State	496
20.	Arizona	364
21.	Washington State	344
22.	Tennessee	303
23.	Boston College	236
24.	Mississippi State	160
25.	Texas	90

1994 USA TODAY/CNN COACHES

No.	School	Points
1.	Nebraska	1,542
2.	Penn State	1,496
3.	Colorado	1,382
4.	Alabama	1,344
5.	Florida State	1,329
6.	Miami	1,229
7.	Florida	1,186
8.	Utah	1,029
9.	Ohio State	842
10.	Brigham Young	832
11.	Oregon	831
12.	Michigan	787
13.	Virginia	765
14.	Colorado State	681
15.	Southern Cal	670
16.	Kansas State	661
17.	North Carolina State	626
18.	Tennessee	520
19.	Washington State	449
20.	Arizona	405
21.	North Carolina	313
22.	Boston College	304
23.	Texas	244
24.	Virginia Tech	189
25.	Mississippi State	158

2003 ASSOCIATED PRESS

No.	School	Points
1.	USC	1,608
2.	LSU	1,576
3.	Oklahoma	1,476
4.	Ohio State	1,411
5.	Miami	1,329
6.	Michigan	1,281
7.	Georgia	1,255
8.	Iowa	1,107
9.	Washington State	1,060
10.	Miami (Ohio)	932
11.	Florida State	905
12.	Texas	887
13.	Mississippi	845
14.	Kansas State	833
15.	Tennessee	695
16.	Boise State	645
17.	Maryland	564
18.	Purdue	526
19.	Nebraska	520
20.	Minnesota	368
21.	Utah	308
22.	Clemson	230
23.	Bowling Green	189
24.	Florida	165
25.	TCU	126

2003 ESPN/USA TODAY COACHES

No.	School	Points
1.	LSU	1,572
2.	USC	1,514
3.	Oklahoma	1,429
4.	Ohio State	1,370
5.	Miami	1,306
6.	Georgia	1,183
7.	Michigan	1,140
8.	Iowa	1,119
9.	Washington State	983
10.	Florida State	929
11.	Texas	894
12.	Miami (Ohio)	800
13.	Kansas State	746
14.	Mississippi	730
15.	Boise State	704
16.	Tennessee	684
17.	Minnesota	553
18.	Nebraska	532
19.	Purdue	510
20.	Maryland	462
21.	Utah	327
22.	Clemson	219
23.	Bowling Green	170
24.	TCU	145
25.	Florida	124

2004 ASSOCIATED PRESS

No.	Team	Record	Points
1.	USC	13-0	1,622
2.	Auburn	13-0	1,559
3.	Oklahoma	12-1	1,454
4.	Utah	12-0	1,438
5.	Texas	11-1	1,391
6.	Louisville	11-1	1,261
7.	Georgia	10-2	1,204
8.	Iowa	10-2	1,111
9.	California	10-2	1,060
10.	Virginia Tech	10-3	996
11.	Miami	9-3	917
12.	Boise State	11-1	888
13.	Tennessee	10-3	868
14.	Michigan	9-3	842
15.	Florida State	9-3	754
16.	LSU	9-3	711
17.	Wisconsin	9-3	482
18.	Texas Tech	8-4	476
19.	Arizona State	9-3	463
20.	Ohio State	8-4	423
21.	Boston College	9-3	314
22.	Fresno State	9-3	203
23.	Virginia	8-4	157
24.	Navy	10-2	126
25.	Pittsburgh	8-49	919

2004 ESPN/USA TODAY COACHES

No.	Team	Record	Points
1.	USC	13-0	1,525
2.	Auburn	13-0	1,460
3.	Oklahoma	12-1	1,366
4.	Texas	11-1	1,324
5.	Utah	12-0	1,300
6.	Georgia	10-2	1,191
7.	Louisville	11-1	1,166
8.	Iowa	10-2	1,022
9.	California	10-2	937
10.	Virginia Tech	10-3	906
11.	Miami	9-3	903
12.	Michigan	9-3	802
13.	Boise State	11-1	792
14.	Florida State	9-3	776
15.	Tennessee	10-3	771
16.	LSU	9-3	693
17.	Texas Tech	8-4	478
18.	Wisconsin	9-3	449
19.	Ohio State	8-4	430
20.	Arizona State	9-3	377
21.	Boston College	9-3	245
22.	Fresno State	9-32	206
23.	Virginia	8-4	157
24.	Navy	10-2	129
25.	Florida	7-5	101

WEEKS IN THE POLLS THROUGH 2003

1994 Associated Press

Date.....	Rank
Oct. 2	25
Oct. 9	21
Oct. 16	18
Oct. 23	12
Oct. 30	9
Nov. 6	12
Nov. 13	21
Nov. 20	15
Nov. 27	12
Dec. 4	14
Jan. 3 (Final).....	10

1994 Coaches

Date.....	Rank
Sept. 25	23
Oct. 2	21
Oct. 9	18
Oct. 16	15
Oct. 23	11
Oct. 30	8
Nov. 6	14
Nov. 13	20
Nov. 20	13
Nov. 27	13
Dec. 4	12
Jan. 3 (Final).....	8

1996 Associated Press

Date.....	Rank
Sept. 29	24
Oct. 14	24
Oct. 21	21
Oct. 28	20

1996 Coaches

Date.....	Rank
Sept. 9	25
Sept. 29	24
Oct. 14	25
Oct. 21	22
Oct. 28	19

2003 Associated Press

Date.....	Rank
Oct. 19	24
Dec. 7	25
Jan. 5 (Final).....	21

2003 Coaches

Date.....	Rank
Oct. 19	23
Dec. 27	25
Jan. 5 (Final).....	21

2004 ASSOCIATED PRESS BY WEEK

Date.....	Rank
Aug. 14	20
Sept. 5	17
Sept. 12	15
Sept. 19	14
Sept. 26	14
Oct. 3	11
Oct. 10	11
Oct. 17	9
Oct. 24	9
Oct. 31	7
Nov. 7	7
Nov. 14	5
Nov. 21	5
Nov. 28	5
Dec. 5	5
Jan. 4 (Final).....	4

2004 COACHES BY WEEK

Date.....	Rank
July 30	21
Aug. 29	19
Sept. 5	16
Sept. 12	14
Sept. 19	14
Sept. 26	14
Oct. 3	11
Oct. 10	10
Oct. 17	10
Oct. 24	10
Oct. 31	8
Nov. 7	8
Nov. 14	6
Nov. 21	6
Nov. 28	6
Dec. 5	6
Jan. 4 (Final).....	5

2004 BOWL CHAMPIONSHIP SERIES FINAL STANDINGS (ISSUED DEC. 5, 2004)

Team	A.P. Rank	Coaches Rank	Computer Rank	Points	Avg.	Pvs.
1. USC	1	1	2	97	.9770	1
2. Oklahoma	2	2	1	99	.9681	2
3. Auburn	3	3	3	92	.9331	3
4. Texas	6	5	4	88	.8476	5
5. California	4	4	6	80	.8347	4
6. Utah	5	6	5	83	.8181	6
7. Georgia	8	7	8	67	.6966	7
8. Virginia Tech	9	9	T-9	65	.6712	12
9. Boise State	10	10	7	76	.6564	8
10. Louisville	7	8	13	52	.6490	9
11. LSU	12	11	T-9	65	.6109	11
12. Iowa	11	13	12	55	.5553	13
13. Michigan	13	12	17	38	.5058	14
14. Miami (FL)	14	14	T-14	45	.4705	10
15. Tennessee	15	17	T-14	45	.4057	15
16. Florida State	17	15	21	22	.3466	16
17. Wisconsin	16	16	20	24	.3439	17
18. Virginia	18	18	18	30	.2983	18
19. Arizona State	21	24	11	56	.2700	19
20. Texas A&M	22	25	16	44	.2225	20
21. Pittsburgh	19	20	NR	0	.1546	23
22. Texas Tech	23	21	22	19	.1489	21
23. Florida	20	19	NR	0	.1375	22
24. Oklahoma State	32	28	19	25	.0943	24
25. Ohio State	24	22	NR	4	.0847	25

SEASON RECORD & COACH

Coach: Unknown (1-4)

1892.....	0-1
1893.....	0-0
1894.....	1-2
1895.....	0-1

Coach: C.B. Ferris (3-2)

1896.....	3-2
-----------	-----

Coach: Mr. Cummings (1-5)

1897.....	1-5
-----------	-----

Coach: Mr. Wilson (2-1)

1898.....	2-1
-----------	-----

Coach: Unknown (2-1)

1899.....	2-1
-----------	-----

Coach: Harvey R. Holmes (13-9-1)

1900.....	2-2
1901.....	3-1
1902.....	5-2-1
1903.....	3-4

Coach: Joseph H. Maddock (28-9-1)

1904.....	7-1
1905.....	6-2
1906.....	4-1
1907.....	3-2
1908.....	3-2-1
1909.....	4-1

Coach: Fred Bennion (16-8-3)

1910.....	4-2
1911.....	5-1-1
1912.....	5-1-1
1913.....	2-4-1

Coach: Nelson H. Norgren (13-11)

1914.....	3-3
1915.....	5-2
1916.....	3-2
1917.....	2-4



Ike Armstrong (1925-49) still holds the school record for wins (141-55-15).

Coach: none (0-0)

1918.....	0-0
-----------	-----

Coach: Thomas Fitzpatrick (23-17-3)

1919.....	5-2
1920.....	1-5-1
1921.....	3-2-1
1922.....	7-1
1923.....	4-3
1924.....	3-4-1

Coach: Ike Armstrong (141-55-15)

1925.....	6-2
1926.....	7-0
1927.....	3-3-1
1928.....	5-0-2
1929.....	7-0
1930.....	8-0
1931.....	7-2
1932.....	6-1-1
1933.....	5-3
1934.....	5-3
1935.....	4-3-1
1936.....	6-3

1937.....	5-3
1938.....	7-1-2
1939.....	6-1-2
1940.....	7-2
1941.....	6-0-2
1942.....	6-3
1943.....	0-7
1944.....	5-2-1
1945.....	4-4
1946.....	8-3
1947.....	8-1-1
1948.....	8-1-1
1949.....	2-7-1

Coach: Jack Curtice (45-32-4)

1950.....	3-4-3
1951.....	7-4
1952.....	6-3-1
1953.....	8-2
1954.....	4-7
1955.....	6-3
1956.....	5-5
1957.....	6-4

Coach: Ray Nagel (42-39-1)

1958.....	4-7
1959.....	5-5
1960.....	7-3
1961.....	6-4
1962.....	4-5-1
1963.....	4-6
1964.....	9-2
1965.....	3-7

Coach: Mike Giddings (9-12)

1966.....	5-5
1967.....	4-7

Coach: Bill Meek (33-31)

1968.....	3-7
1969.....	8-2
1970.....	6-4
1971.....	3-8
1972.....	6-5
1973.....	7-5

Coach: Tom Lovat (5-28)

1974.....	1-10
1975.....	1-10
1976.....	3-8

Coach: Wayne Howard (30-24-2)

1977.....	3-8
1978.....	8-3
1979.....	6-6
1980.....	5-5-1
1981.....	8-2-1

Coach: Chuck Stobart (16-17-1)

1982.....	5-6
1983.....	5-6
1984.....	6-5-1

Coach: Jim Fassel (25-33)

1985.....	8-4
1986.....	2-9
1987.....	5-7
1988.....	6-5
1989.....	4-8

Coach: Ron McBride (88-63)

1990.....	4-7
1991.....	7-5
1992.....	6-6
1993.....	7-6
1994.....	10-2
1995.....	7-4
1996.....	8-4
1997.....	6-5
1998.....	7-4
1999.....	9-3
2000.....	4-7
2001.....	8-4
2002.....	5-6

Coach: Urban Meyer (22-2)

2003.....	10-2
2004.....	12-0

Coach: Kyle Whittingham (7-5)

2005.....	7-5
-----------	-----

UTAH'S ALL-TIME FOOTBALL RECORD

Category	W	L	T	Pct.
Overall	565	408	31	.578
Home	350	170	16	.668
Rice-Eccles Stadium*	32	13	0	.711
Road	201	224	13	.474
Neutral	14	14	2	.500
Conference	349	203	19	.629
Mountain West Conference	32	18	0	.640
Bowl Games	8	4	0	.667
Homecoming	52	29	4	.635
Overtime	2	3	0	.400

*Ute or Rice Stadium from 1927-97; Rice-Eccles Stadium, 1998-present

UTAH CONFERENCE FINISHES

ROCKY MOUNTAIN CONFERENCE

Year	Utah Finish	Champion
1910	4th-T	Colorado College
1911	2nd	Colorado
1912	1st	Utah
1913	4th	Colorado
1914	5th	Colorado Mines
1915	2nd-T	Colorado A.C.
1916	3rd-T	Colorado A.C.
1917	5th-T	Utah A.C. Denver
1918*	No games-WWI	
1919	1st-T	Utah Colorado A.C.
1920	5th	Colorado A.C.
1921	3rd	Utah A.C.
1922	1st	Utah
1923	6th	Colorado
1924	6th	Colorado
1925	2nd-T	Colorado A.C.
1926	1st	Utah
1927	3rd-T	Colorado A.C.
1928	1st	Utah
1929	1st	Utah
1930	1st	Utah
1931	1st	Utah
1932	1st	Utah
1933	1st-T	Utah Denver Colorado A.C.
1934	5th	Colorado Colorado A.C. Colorado Teachers
1935	3rd	Utah State Colorado
1936	3rd	Utah State
1937	2nd-T	Colorado

BIG SEVEN CONFERENCE

Year	Utah Finish	Champion
1938	1st	Utah
1939	2nd	Colorado
1940	1st	Utah
1941	1st	Utah
1942	1st-T	Utah Colorado
1943	2nd	Colorado
1944	3rd	Colorado
1945	3rd	Denver
1946	3rd	Utah State Denver
1947	1st	Utah

SKYLINE CONFERENCE

Year	Utah Finish	Champion
1948	1st	Utah
1949	4th	Wyoming
1950	3rd	Wyoming
1951	1st	Utah
1952	1st	Utah
1953	1st	Utah
1954	4th-T	Denver
1955	2nd	Colorado A&M
1956	2nd	Wyoming
1957	1st	Utah
1958	5th	Wyoming
1959	4th	Wyoming
1960	3rd	Utah State Wyoming
1961	3rd-T	Utah State

WESTERN ATHLETIC CONFERENCE

Year	Utah Finish	Champion
1962	5th	New Mexico
1963	2nd-T	New Mexico
1964	1st-T	Utah New Mexico Arizona
1965	5th	Brigham Young
1966	2nd-T	Wyoming
1967	4th	Wyoming
1968	5th	Wyoming
1969	2nd	Arizona State
1970	3rd	Arizona State
1971	4th-T	Arizona State
1972	2nd-T	Arizona State
1973	3rd	Arizona State Arizona
1974	7th	Brigham Young
1975	6th	Arizona State
1976	4th	Brigham Young Wyoming
1977	6th-T	Brigham Young Arizona State
1978	2nd-T	Brigham Young
1979	2nd-T	Brigham Young
1980	3rd	Brigham Young
1981	3rd	Brigham Young
1982	6th	Brigham Young
1983	6th-T	Brigham Young
1984	4th-T	Brigham Young
1985	3rd	Brigham Young Air Force San Diego State
1986	9th	San Diego State
1987	7th	Wyoming
1988	5th	Wyoming
1989	7th	Brigham Young
1990	7th	Brigham Young
1991	4th	Brigham Young
1992	5th-T	Brigham Young Fresno State Hawaii
1993	4th	Brigham Young Fresno State Wyoming
1994	2nd-T	Colorado State
1995	1st-T	Utah Brigham Young Air Force Colorado State
1996	2nd-T*	Brigham Young*
1997	2nd-T*	New Mexico*
1998	3rd-T*	Brigham Young San Diego State*

*-WAC Division Play (Mountain-'96, '97; Pacific-'98)

UTAH CONFERENCE CHAMPIONSHIP TEAM CAPTAINS

Rocky Mountain Conference (10)

1912—captain unknown
1919—captain unknown
1922—Neil Smith
1926—Thornton Morris
1928—Alton Carman
1929—Bob Davis
1930—Ray Price
1931—Frank Christensen
1932—Frank Christensen
1933—Harold Davies

Big Seven Conference (5)

1938—Barney McGarry
1940—Rex Geary
1941—Charles Hansen
1942—tie with Colorado; Burt Davis

Skyline Conference (5)

1947—no captain
1951—Weston Gardner
1952—Kay Berson, Jim Dublinski
1953—Dick Bubak, Jack Cross, Don Jensen
1957—Bob Lee, Larry Amizich

Western Athletic Conference (2)

1964—Pokey Allen, captain; Roy Jefferson, alternate
1995—Henry Lusk, Harold Lusk, Jeff Kirkman, Henry Kaufusi, Brandon Jones, Daniel Pulsipher

Mountain West Conference (3)

1999—Mike Anderson, Omar Bacon, Josh Cochran, Colby Knight, John Frank, Kautai Olevao
2003—Thomas Herrion, Ray Holdcraft, Jason Kaufusi, Dave Revill, Josh Savage
2004—Bo Nagahi, Sione Pouha, Morgan Scalley, Alex Smith, Paris Warren



First-team all-conference defensive lineman Sione Pouha was elected one of the captains for Utah's 2004 MWC and Fiesta Bowl championship team.

MOUNTAIN WEST CONFERENCE

Year	Utah Finish	Champion
1999	1st-T	Utah Brigham Young Colorado State
2000	5th-T	Colorado State
2001	3rd-T	Brigham Young
2002	5th-T	Colorado State
2003	1st	Utah
2004	1st	Utah
2005	4th-t	TCU

HOMECOMING GAMES

ALL-TIME UTAH HOMECOMING SCORES

11-12-21 Colorado T 0-0	11-5-49 Colorado A&M L 12-21	11-4-78 New Mexico L 12-24
11- 4-22 Colorado College W 20-7	10-21-50 Wyoming L 13-53	11-10-79 UTEP W 35-0
11-17-23 Colorado L 7-17	10-20-51 Denver W 17-14	10-25-80 Colorado State T 21-21
10-18-24 Arizona W 32-7	11-1-52 Colorado L 14-20	10-31-81 San Diego State W 17-14
10-24-25 Colorado W 12-7	11-14-53 Colorado A&M W 35-14	11-6-82 Utah State W 42-10
10-30-26 Colorado A.C. W 10-6	10-30-54 Idaho L 13-14	11-5-83 CS-Fullerton W 47-20
10-22-27 Colorado W 20-13	10-22-55 Wyoming L 13-23	11-3-84 Colorado State W 35-23
11-3-28 Colorado College W 27-21	10-27-56 Idaho L 21-27	11-9-85 New Mexico W 58-49
10-19-29 Colorado W 40-0	11-3-57 Colorado State W 55-0	11-8-86 Colorado State W 38-28
11-8-30 Colorado College W 41-6	10-18-58 Denver W 20-16	11-7-87 UTEP L 24-30
10-31-31 Colorado A.C. W 60-6	10-24-59 Wyoming L 7-21	10-29-88 San Diego State W 41-20
10-29-32 Utah State W 16-0	10-22-60 Denver W 49-16	10-10-89 Colorado State L 10-50
11-11-33 Colorado W 13-6	10-28-61 Wyoming L 6-13	10-20-90 UTEP W 37-23
10-27-34 Oregon L 7-8	10-20-62 New Mexico T 7-7	10-26-91 San Diego State L 21-24
11-9-35 Colorado L 0-14	10-26-63 Wyoming L 23-26	10-24-92 UTEP L 13-20
11-14-36 Hawaii Canceled (ship strike)	10-24-64 Arizona State W 16-3	10-30-93 San Diego State W 45-41
11-14-36 Texas A&M L 7-20	10-30-65 Colorado State W 22-19	10-29-94 UTEP W 52-7
11-6-37 Colorado L 7-17	10-29-66 New Mexico W 27-0	10-28-95 Utah State W 40-20
11-12-38 Colorado State W 13-0	11-4-67 Arizona State L 32-49	10-26-96 Tulsa W 45-19
11-4-39 Colorado L 14-21	11-2-68 Brigham Young W 30-21	10-25-97 New Mexico W 15-10
10-26-40 Denver W 25-14	11-1-69 Utah State W 27-7	9-26-98 Boise State L 28-31
11-1-41 Colorado W 46-6	10-24-70 Arizona W 24-0	9-18-99 Utah State W 38-18
10-24-42 Denver W 21-12	10-30-71 Wyoming L 16-29	9-15-00 Air Force L 14-23
11-6-43 Colorado L 19-22	10-28-72 New Mexico W 59-14	9-29-01 New Mexico W 37-16
11-11-44 Denver T 0-0	11-3-73 Arizona State W 36-31	9-28-02 Air Force L 26-30
11-3-45 Denver W 33-21	11-2-74 San Jose State L 6-24	10-11-03 San Diego State W 27-6
11-2-46 Colorado W 7-0	11-1-75 Arizona State L 14-40	9-25-04 Air Force W 49-35
10-18-47 Denver W 13-7	11-6-76 New Mexico W 34-31	10-15-05 San Diego State L 19-28
10-30-48 Colorado W 14-12	11-12-77 UTEP W 29-17	

UTAH VS. HOMECOMING OPPONENTS

Air Force	1-2
Arizona	2-0
Arizona State	2-2
Boise State	0-1
Brigham Young	1-0
Cal State Fullerton	1-0
Colorado	7-6-1
Colorado College	3-0
Colorado State	8-2-1
Denver	7-0-1
Idaho	0-2
New Mexico	6-1-1
Oregon	0-1
San Diego State	4-2
San Jose State	0-1
Texas A&M	0-1
Tulsa	1-0
Utah State	5-0
UTEP	4-2
Wyoming	0-6
Total	52-29-4



Marty Johnson's four rushing touchdowns against Air Force in the 2004 Homecoming game tied the school record.

Pass

- 98 Dan Hagemann-Jack Steptoe vs. New Mexico, 1976
- 89 Don Van Galder-Willie Armstead vs. Hawaii, 1973
- 87 Don Van Galder-Steve Odom vs. Oregon, 1973
- 87 Mike McCoy-Henry Lusk vs. San Diego State, 1993
- 86 Chris Mendonca- Jeff Jenkins vs. Air Force, 1987
- 85 Tyce Ferguson-Jim Teahan vs. UNLV, 1981
- 84 Mike Richmond-Bryan Rowley vs. Brigham Young, 1991
- 84 Mike McCoy-Curtis Marsh vs. Brigham Young, 1993
- 80 T.D. Croshaw-Cliff Russell vs. Wyoming, 1999
- 79 Don Van Galder-Steve Odom vs. Arizona State, 1972
- 79 Pat Degnan-Mike Cordy vs. Arizona State, 1976
- 79 Alex Smith-Ben Moa vs. UNLV, 2003
- 78 Kenny Vierra-Tex Wise vs. Portland State, 1981
- 78 Mark Stevens-James Hardy vs. Wyoming, 1984
- 78 Alex Smith-Steve Savoy vs. Texas A&M, 2004
- 77 Randy Gomez -Jack Steptoe vs. Arizona, 1977
- 76 Lee Grosscup-Stuart Vaughn vs. Colorado State, 1957
- 76 Kenny Vierra-Tex Wise vs. UTEP, 1981
- 75 Steve Marshall-Steve Odom vs. Colorado State, 1972
- 75 Ricky Hardin-Tony Lindsay vs. Utah St, 1980
- 74 Steve Marshall-Scott Grayson vs. Colorado State, 1972
- 74 Kenny Vierra-Jim Teahan vs. Wyoming, 1981
- 74 Mike Fouts-Kevin Dyson vs. Tulsa, 1996
- 74 Darnell Arceneaux-Steve Smith vs. San Diego State, 2000
- 73 Randy Gomez-Frank Henry vs. Florida, 1977
- 73 Floyd Hodge-Jim Teahan vs. Utah State, 1979
- 73 Brett Elliott to Josh Lyman vs. New Mexico, 2003
- 72 Pat Degnan-Steve Peake vs. Rice, 1976
- 72 Scott Mitchell-Carl Harry vs. Idaho State, 1988
- 72 Jason Woods- Mike Anglesey vs. Colorado State, 1990
- 71 Rich Groth-Mike Butera vs. Colorado State, 1965
- 71 Scott Mitchell-Bryan Rowley vs. San Diego State, 1989
- 71 Mike Richmond-Dennis Smith vs. Air Force, 1989
- 70 T.D. Croshaw-Cliff Russell vs. Brigham Young, 1999

Rush

- 93 Frank Nelson vs. Brigham Young, 1947
- 92 Steve Savoy vs. Brigham Young, 2004
- 87 Del Rodgers vs. Brigham Young, 1981
- 81 Del Rodgers vs. UNLV, 1980
- 80 Ron Coleman vs. Brigham Young, 1964
- 80 Ray Groth vs. UTEP, 1969
- 78 Dave Smith vs. Brigham Young, 1969
- 77 Ron Coleman vs. UTEP, 1964
- 77 Gene Belczyk vs. Arizona, 1972
- 75 Jack Cross vs. Montana State, 1951
- 75 Ike Spencer vs. Arizona State, 1972
- 74 Dameron Hunter vs. New Mexico, 2001
- 73 Adam Tate vs. San Diego State, 2001
- 72 Clyde Nichols vs. Colorado, 1946
- 72 Ray Groth vs. Brigham Young, 1968
- 72 Ike Spencer vs. UTEP, 1973
- 72 Lewis Walker vs. San Diego State, 1979
- 72 Omar Bacon vs. La-Monroe, 1999
- 71 Larry Fields vs. Brigham Young, 1956
- 71 Lewis Walker vs. Hawaii, 1979
- 71 Lewis Walker vs. New Mexico, 1979
- 71 Dan Pulsipher vs. Oregon, 1995
- 70 Ike Spencer vs. Brigham Young, 1972
- 70 Chris Fuamatu-Ma'afala vs. TCU, 1996

Blocked Field Goal Return

- 91 LaVon Edwards vs. Minnesota, 1990
- 86 Kevin Harrison vs. Brigham Young, 1975
- 58 Jay Hill vs. Wyoming, 1999
- 53 Andre Dyson vs. Colorado State, 1999



Steve Smith had two of the longest punt returns and one of the longest receptions ever by a Ute.

Fumble Return

- 88 Morgan Scalley vs. Colorado State, 2004
- 80 Arnold Parker vs. Colorado State, 2003
- 74 Morgan Scalley vs. Southern Mississippi, 2003
- 68 Clarence Lawson vs. Rice, 1997
- 43 Mike Thomas vs. Rice, 1997

Kickoff Return

- 100 Gil Tobler vs. Colorado State, 1948
- 100 Bill Boren vs. Denver, 1949
- 100 Charlie Smith vs. Arizona State, 1967
- 100 Reggie Wilson vs. UNLV, 1981
- 100 Erroll Tucker vs. Hawaii, 1985
- 100 Erroll Tucker vs. Brigham Young, 1985
- 99 Keith Williams vs. Wyoming, 1993
- 98 Clifton Smith vs. UTEP, 1987
- 98 Patrick Dyson vs. Air Force, 2000
- 96 James Street vs. Washington State, 1968
- 96 Carl Monroe vs. Montana State, 1982
- 95 Daniel Jones vs. Brigham Young, 1998
- 94 Daniel Jones vs. San Diego State, 1998
- 93 Steve Odom vs. Texas Tech, 1973
- 90 Bill Fowler vs. Brigham Young, 1967
- 90 Patrick Dyson vs. San Jose State, 1998
- 90 Morgan Scalley vs. UNLV, 2004

Punt Return

- 95 Steve Odom vs. UTEP, 1972
- 93 Frankie Nelson vs. Denver, 1949
- 89 Erroll Tucker vs. Arizona State, 1985
- 85 Dave Walker vs. Brigham Young, 1970
- 80 Frank Branham vs. Colorado State, 1952
- 78 Steve Odom vs. Wyoming, 1973
- 75 Derek Washington vs. Iowa State, 1976
- 75 Kevin Dyson vs. New Mexico, 1997
- 70 Steve Odom vs. Arizona State, 1973
- 70 Steve Smith vs. New Mexico, 1999
- 69 Erroll Tucker vs. Washington State, 1984
- 62 John Frech vs. Texas Tech, 1972
- 62 Terry Hess vs. Long Beach State, 1979
- 62 Erroll Tucker vs. New Mexico, 1985
- 62 Clifton Smith vs. Utah State, 1987
- 61 Steve Smith vs. Air Force, 1999

Interception Return

- 100 Gary Barker vs. Brigham Young, 1967
- 100 Harold Lusk vs. Colorado State, 1994
- 97 Paul Cook vs. Oregon State, 1951
- 97 Norm Thompson vs. Wyoming, 1969
- 97 Brandon Dart vs. Oregon, 1995
- 95 Bob Jenkins vs. Wyoming, 1985
- 86 Erroll Tucker vs. San Diego State, 1985
- 84 Dan Clary vs. Idaho State, 1969
- 84 Dan Clary vs. Idaho State, 1978
- 81 Norm Thompson vs. UTEP, 1969
- 79 Cal Beck vs. Air Force, 1995
- 76 Jonathan Fanene vs. Utah State, 2004
- 71 Bill Gompf vs. Fresno State, 1980
- 71 Clarence Field vs. Colorado State, 1986
- 70 Ed Onofrio vs. Arizona, 1973
- 69 Sharrieff Shaw vs. Wyoming, 1991
- 69 Reggie Alston vs. Utah State, 1992

Punt

- 90 Marv Bateman vs. Arizona State, 1971
- 90 Rick Partridge vs. Wyoming, 1978
- 85 Dick Graham vs. Wyoming, 1976
- 83 Paul Snow vs. Brigham Young, 1936
- 80 Chris Hunter vs. Tulsa, 1997
- 75 Craig Smith vs. San Jose State, 1969
- 75 Chris Hunter vs. SMU, 1997
- 75 Brian Lewis vs. Oregon, 2001
- 72 Milt Smith vs. Colorado, 1946
- 72 Marv Bateman vs. Iowa State, 1970
- 72 Dan Marrelli vs. Utah State, 1972
- 72 Dan Marrelli vs. Oregon, 1973
- 69 Dan Marrelli vs. New Mexico, 1972
- 68 Craig Smith vs. Brigham Young, 1968
- 68 Mike Brown vs. New Mexico, 1974
- 68 Matt Kovacevich vs. Utah State, 2004
- 67 Craig Smith vs. Oregon State, 1969
- 67 Rick Partridge vs. Brigham Young, 1977
- 67 Golden Whetman vs. Wyoming, 2000
- 66 Craig Smith vs. Washington State, 1968
- 65 Craig Smith vs. Arizona State, 1968
- 65 Craig Smith vs. New Mexico, 1969
- 65 Mike Brown vs. UTEP, 1974

Field Goal

- 59 Marv Bateman vs. Utah State, 1971
- 55 Fred Bennion vs. Utah State, 1904
- 55 Andre Guardi vs. Colorado State, 1985
- 55 Andre Guardi vs. New Mexico, 1985
- 55 Chris Yergensen vs. Brigham Young, 1993
- 55 Golden Whetman vs. Wyoming, 2000
- 54 Wayne Lammle vs. San Diego State, 1989
- 54 Chris Yergensen vs. Colorado State, 1991
- 53 Wayne Lammle vs. Stanford, 1989
- 53 Bryan Borreson vs. Arizona, 2002**
- 52 Marv Bateman vs. UTEP, 1970
- 52 Andre Guardi vs. Washington State, 1984
- 52 Wayne Lammle vs. New Mexico, 1989
- 52 Dan Pulsipher vs. UTEP, 1995
- 52 Dan Pulsipher vs. Tulsa, 1996
- 51 Fleming Jensen vs. Iowa State, 1973
- 51 Mike Brown vs. Iowa State, 1975
- 51 Chris Yergensen vs. Idaho, 1993
- 50 Marv Bateman vs. Oregon, 1969
- 50 Tom McNamara vs. Utah State, 1978
- 50 Andre Guardi vs. Utah State, 1985
- 50 Dan Pulsipher vs. UTEP, 1996

SINGLE-GAME LEADERS

Rushing

254*	Mike Anderson vs. Fresno State, 1999
248	Eddie Johnson vs. UTEP, 1984
236	Chris Fuamatu-Ma'afala vs. UTEP, 1996
232	Del Rodgers vs. Wyoming, 1981
229	Marty Johnson vs. Indiana, 2002
226	Dameon Hunter vs. Air Force, 2001
224	Eddie Johnson vs. Colorado State, 1984
215	Carl Monroe vs. UTEP, 1982
207	Carl Monroe vs. Hawaii, 1982
204	Mike Anderson vs. New Mexico, 1999
197	Juan Johnson vs. Tulsa, 1996
194	Brandon Warfield vs. Brigham Young, 2002
193	Brandon Warfield vs. Air Force, 2002
191	Don Peterson vs. Wyoming, 1952
191	Keith Williams vs. New Mexico, 1991
190	Juan Johnson vs. Oregon, 1997
187	Del Rodgers vs. UNLV, 1980
182	Eddie Johnson vs. New Mexico, 1986
182	Chris Fuamatu-Ma'afala vs. TCU, 1996
181	Brandon Warfield vs. Texas A&M, 2003
180	Chris Fuamatu-Ma'afala vs. Utah State, 1995
177	Dameon Hunter vs. New Mexico, 2001
176	Marty Johnson vs. Utah State, 2002
173	Del Rodgers vs. Brigham Young, 1981
173	Brandon Warfield vs. Utah State, 2003
172	Eddie Lewis vs. Washington State, 1985
169	Eddie Johnson vs. Hawaii, 1986
169	Chris Fuamatu-Ma'afala vs. Fresno State, 1996
167	Floyd Hodge vs. Wyoming, 1979
167	Carl Monroe vs. Montana State, 1982
166	Eddie Lewis vs. New Mexico, 1985
164	Dameon Hunter vs. Indiana, 2001
164	Brandon Warfield vs. Wyoming, 2002
163	Mike Anderson vs. San Jose State, 1998
160	Steve Marshall vs. Colorado State, 1972
160	Carl Monroe vs. UNLV, 1982
159	Clifton Smith vs. UTEP, 1989
159	Pierre Jones vs. Hawaii, 1992
157	Gene Belczyk vs. Arizona, 1972
156	Jamal Anderson vs. San Diego State, 1993



Chris Fuamatu-Ma'afala rushed for 236 yards vs. UTEP in 1996, which ranks third at Utah.

155	Quinton Ganther vs. UNLV, 2005
154*	Ron Coleman vs. West Virginia, 1964
154	Dave Smith vs. Brigham Young, 1969
154	Gene Belczyk vs. UTEP, 1971
151	Del Rodgers vs. Northwestern, 1981
150	Frank Nelson vs. San Francisco, 1946
150	Mike Anderson vs. Utah State, 1998
150	Mike Anderson vs. Wyoming, 1998
148	Dameon Hunter vs. Colorado State, 2001
147	Darrell Hafen vs. New Mexico, 1946
147	Lewis Walker vs. New Mexico, 1979
147	Carl Monroe vs. Brigham Young, 1982
147	Eddie Lewis vs. Colorado State, 1983
146	Jamal Anderson vs. Brigham Young, 1993
146	Adam Tate vs. San Diego State, 2001
145	Hilria Johnson vs. Brigham Young, 1982
145	Jamal Anderson vs. Air Force, 1993
144	Steve Peake vs. Indiana, 1975
144	Tony Lindsay vs. UNLV, 1980
143	Eddie Lewis vs. Air Force, 1983
143	Pierre Jones vs. Colorado State, 1992
143	Charlie Brown vs. UTEP, 1994
143	Chris Fuamatu-Ma'afala vs. Louisville, 1997
142	Keith Williams vs. UTEP, 1991
141	George Bean vs. Brigham Young, 1952
140	Adam Tate vs. Air Force, 2001
137	Tony Lindsay vs. UNLV, 1979
137	Dameon Hunter vs. UNLV, 2001
136	Ike Spencer vs. UTEP, 1973
136	Tony Lindsay vs. Iowa, 1978
136	Eddie Johnson vs. Utah State, 1988
136	Adam Tate vs. Utah State, 2000

Passing

631	Scott Mitchell vs. Air Force, 1988
511	Scott Mitchell vs. Idaho State, 1988
492	Larry Egger vs. UTEP, 1986
476	Larry Egger vs. Air Force, 1986
476	Mike Fouts vs. Kansas, 1996
459	Mike McCoy vs. Air Force, 1993
453	Scott Mitchell vs. UTEP, 1988
447	Mike McCoy vs. Hawaii, 1993
440	Brett Elliott vs. New Mexico, 2002
434	Mike McCoy vs. Brigham Young, 1993
417	Brian Johnson vs. San Diego State, 2005
409	Scott Mitchell vs. San Diego State, 1989
406	Chris Mendonca vs. Utah State, 1987
403	Frank Dolce vs. Oregon State, 1992
399	Randy Gomez vs. New Mexico, 1977
394	Scott Mitchell vs. Utah State, 1989
393	Mike Richmond vs. Brigham Young, 1989
391	Mike McCoy vs. UTEP, 1994
389	Scott Mitchell vs. Hawaii, 1988
389	Mike McCoy vs. San Diego State, 1993
388	Scott Mitchell vs. Stanford, 1989
385	Scott Mitchell vs. Utah State, 1988
384	Scott Mitchell vs. Brigham Young, 1988
384	Brian Johnson vs. Wyoming, 2005
383	Chris Mendonca vs. New Mexico, 1987
383	Scott Mitchell vs. San Diego State, 1988
381	Brett Ratliff vs. Georgia Tech, 2005
377	Mike McCoy vs. Colorado State, 1993
376	Frank Dolce vs. Utah State, 1992
374	Scott Mitchell vs. Wyoming, 1989
373	Frank Dolce vs. Hawaii, 1991
360	Brian Johnson vs. New Mexico, 2005
359	Mike Richmond vs. Air Force, 1990
359	Alex Smith vs. Texas A&M, 2004
358	Ricky Hardin vs. New Mexico, 1980
358	Mike Fouts vs. Fresno State, 1995
357	Mike Fouts vs. San Diego State, 1995
355	Scott Mitchell vs. Illinois, 1988
355	Mike Fouts vs. Air Force, 1995
354	Mike McCoy vs. San Diego State, 1994
352	Don Van Galder vs. New Mexico, 1971
350	Scott Mitchell vs. UTEP, 1989

Receiving

255	Carl Harry vs. Idaho State, 1988
214	Travis LaTendresse vs. Georgia Tech, 2005
213	Loren Richey vs. UTEP, 1986
200	Bryan Rowley vs. Hawaii, 1991
199	Danny Huey vs. San Diego State, 1984
198	Paris Warren vs. Pittsburgh, 2004
197	Daniel Jones vs. Fresno State, 1998
194	Jack Steptoe vs. New Mexico, 1976
192	Travis LaTendresse vs. New Mexico, 2005
190	Curt Jones vs. San Diego State, 1987
187	Daniel Jones vs. UTEP, 1997
183	Louis Thomas vs. Arizona State, 1968
179	Jeff Jenkins vs. Air Force, 1987
178	Stuart Vaughn vs. Colorado State, 1957
178	Danny Huey vs. Wyoming, 1983
177	Steve Odom vs. Arizona State, 1972
177	Floyd Hodge vs. San Diego State, 1980
176	Kevin Dyson vs. Tulsa, 1996
176	Steve Savoy vs. Oregon, 2003
172	Carl Harry vs. Air Force, 1988
172	Kevin Dyson vs. Kansas, 1996
169	Bryan Rowley vs. Air Force, 1990
168	Jack Steptoe vs. Arizona State, 1976
168	Ray Elgaard vs. Utah State, 1982
167	Lance Robbins vs. Utah State, 1972
166	Aaron Grimm vs. Hawaii, 1988
166	Henry Lusk vs. San Diego State, 1993
166	Henry Lusk vs. Air Force, 1995
165	Frank Henry vs. Utah State, 1978
163	Jim Teaham vs. Utah State, 1979
162	Mike Anglesey vs. Colorado State, 1990
159	Loren Richey vs. Wyoming, 1985
158	James Hardy vs. New Mexico, 1985
157	Bryan Rowley vs. San Diego State, 1991
157	Cliff Russell vs. Wyoming, 2001
155	Cliff Russell vs. Wyoming, 1999
155	John Madsen vs. Utah State, 2005
154	Kevin Dyson vs. TCU, 1997
154	Steve Savoy vs. North Carolina, 2004
152	Steve Odom vs. Oregon, 1973
151	Daniel Jones vs. Utah State, 1997
150	Steve Savoy vs. New Mexico, 2004
148	Brian Hernandez vs. San Diego State, 2005
147	Chris Christensen vs. Brigham Young, 2000
147	Josh Lyman vs. New Mexico, 2002
146	Louis Thomas vs. Wyoming, 1968
145	Dennis Smith vs. Utah State, 1989
144	Greg Holder vs. Air Force, 1986
144	Chris Christensen vs. Washington State, 1999
143	Kevin Dyson vs. Brigham Young, 1997
143	Steve Smith vs. San Diego State, 2000
142	Danny Huey vs. Colorado State, 1983
142	Aaron Grimm vs. Air Force, 1988
141	Louis Thomas vs. Oregon, 1968
141	Cliff Russell vs. Arizona, 2000
140*	Henry Lusk vs. Southern California, 1993
139	Dennis Smith vs. Air Force, 1989
139	Travis LaTendresse vs. Air Force, 2005
138	Paris Jackson vs. New Mexico, 2002
137	Dennis Smith vs. Colorado State, 1989
137	Paris Warren vs. Air Force, 2004
136	Dennis Smith vs. Air Force, 1988

*The NCAA does not recognize bowl stats before 2002

ANNUAL LEADERS

RUSHING

Year	Player	Rush	Yards	Avg.	YPG	TD
1951	Jack Cross	109	483	4.43	43.91	n/a
1952	George Bean	94	594	6.32	59.40	n/a
1953	Don Peterson	138	720	5.22	73.80	n/a
1954	Herb Makken	160	769	4.81	69.91	n/a
1955	Not Available					
1956	Not Available					
1957	Merrill Douglas	97	646	6.66	64.60	10
1958	Monk Bailey	113	564	4.99	51.27	6
1959	Monk Bailey	138	640	4.64	64.00	5
1960	Stan Uyeshiro	44	388	8.82	38.80	1
1961	Dennis Zito	76	374	4.92	37.40	3
1962	Doug Wasko	103	454	4.41	45.40	2
1963	Allen Jacobs	124	564	4.55	56.40	8
1964	Allen Jacobs	175	752	4.30	68.36	8
1965	Not Available					
1966	Robert Woodson	180	683	3.79	68.30	7
1967	Charles Smith	154	588	3.82	53.45	4
1968	Steve Molnar	127	438	3.46	43.80	2
1969	David Smith	140	695	4.96	69.50	8
1970	William Hunter	120	484	4.03	48.40	0
1971	Gene Belczyk	101	514	5.09	46.72	5
1972	Gene Belczyk	140	777	5.55	70.64	6
1973	Ike Spencer	179	761	4.25	64.42	8
1974	Ike Spencer	130	632	4.86	57.45	2
1975	Steve Peake	103	418	4.06	38.00	2
1976	Steve Peake	133	502	3.77	45.63	8
1977	Tony Lindsay	117	467	3.99	42.45	1
1978	Tony Lindsay	209	803	3.84	73.00	5
1979	Tony Lindsay	132	816	6.18	68.00	3
1980	Tony Lindsay	190	909	4.78	82.63	8
1981	Del Rodgers	170	1127	6.63	102.45	13
1982	Carl Monroe	309	1507	4.88	137.00	4
1983	Eddie Lewis	112	734	6.55	81.56	9
1984	Eddie Johnson	156	1021	6.54	85.08	7
1985	Eddie Lewis	195	1018	5.22	101.80	8
1986	Eddie Johnson	166	1046	6.30	95.09	3
1987	Martell Black	103	520	5.05	43.33	4
1988	Eddie Johnson	157	748	4.76	68.00	12
1989	Clifton Smith	142	681	4.80	56.75	1
1990	Steve Abrams	151	551	3.65	55.10	6
1991	Keith Williams	207	1076	5.20	89.67	6
1992	Pierre Jones	136	715	5.26	65.00	3
1993	Jamal Anderson	168	958	5.70	79.83	11
1994	Charlie Brown	144	839	5.83	76.27	10
1995	C. Fuamatu-Ma'afala	141	834	5.91	75.82	9
1996	C. Fuamatu-Ma'afala	168	982	5.85	122.75	9
1997	Juan Johnson	181	838	4.63	76.18	7
1998	Mike Anderson	244	1173	4.81	106.64	12
1999	Mike Anderson	195	977	5.01	97.70	10
2000	Adam Tate	160	660	4.13	73.33	7
2001	Dameon Hunter	257	1396	5.43	126.91	9
2002	Brandon Warfield	201	919	4.57	102.11	9
2003	Brandon Warfield	237	976	4.12	97.60	11
2004	Marty Johnson	165	802	4.86	66.83	14
2005	Quinton Ganter	205	1120	5.5	101.8	7

PASSING

Year	Player	Comp	Att	Yards	TD	Int
1951	Tom Dublinski	124	239	1418	n/a	11
1952	Don Rydalch	80	145	974	7	8
1953	Don Rydalch	77	128	980	6	8
1954	Dave Dungan	74	128	862	5	4
1955	Not Available					
1956	Not Available					
1957	Lee Grosscup	94	137	1398	10	2
1958	Lee Grosscup	68	124	828	3	n/a
1959	Ken Vierra	63	115	854	8	n/a
1960	Terry Nofsinger	47	96	614	5	n/a
1961	Gary Hertzfeldt	52	107	701	6	n/a
1962	Gary Hertzfeldt	61	122	889	5	n/a
1963	Gary Hertzfeldt	64	130	945	9	8
1964	Richard Groth	50	107	785	4	8
1965	Not Available					
1966	Jack Gehrke	54	127	715	9	6
1967	Jack Gehrke	81	171	1029	11	11
1968	Ray Groth	84	203	1181	7	18
1969	Ray Groth	56	151	714	4	8
1970	Scooter Longmire	64	158	674	9	9
1971	Scooter Longmire	103	212	1078	5	17
1972	Don Van Galder	85	178	1425	15	14
1973	Don Van Galder	121	254	2012	17	22
1974	Jim Miller	59	133	773	1	10
1975	Pat Degnan	140	289	1621	7	21
1976	Dan Hagemann	117	222	1585	10	14
1977	Randy Gomez	155	315	2015	10	16
1978	Randy Gomez	138	266	2027	19	18
1979	Floyd Hodge	62	138	1006	8	7
1980	Ricky Hardin	179	290	2458	15	19
1981	Tyce Ferguson	102	177	1235	6	12
1982	Kenny Vierra	85	166	1315	13	6
1983	Mark Stevens	149	268	1986	12	11
1984	Mark Stevens	117	216	1889	11	9
1985	Larry Egger	237	417	2988	18	22
1986	Larry Egger	232	382	2761	21	9
1987	Chris Mendonca	194	332	2389	15	17
1988	Scott Mitchell	323	533	4322	29	15
1989	Scott Mitchell	237	444	3211	31	19
1990	Mike Richmond	156	287	1976	8	16
1991	Frank Dolce	177	314	2444	16	10
1992	Frank Dolce	188	322	2369	14	10
1993	Mike McCoy	276	430	3860	21	10
1994	Mike McCoy	247	381	3035	28	11
1995	Mike Fouts	179	323	2581	18	12
1996	Mike Fouts	177	302	2526	21	7
1997	Jonathan Crosswhite	130	222	1588	9	9
1998	Jonathan Crosswhite	128	221	1615	10	9
1999	Darnell Arceneaux	83	165	1342	10	7
2000	Darnell Arceneaux	93	169	1375	7	8
2001	Lance Rice	169	302	2086	16	11
2002	Brett Elliott	130	221	1529	10	8
2003	Alex Smith	173	266	2247	15	3
2004	Alex Smith	317	214	2952	32	4
2005	Brian Johnson	210	330	2892	18	7

RECEIVING

Year	Player	Rec	Yards	TD
1951	Sandy Morris	31	308	n/a
1952	Jack Cross	12	213	1
1953	Paul Cook	9	190	2
1954	Max Pierce	25	457	3
1955	Not Available			
1956	Not Available			
1957	Stuart Vaughan	53	756	5
1958	Larry Wilson	13	256	1
1959	Bob Mastelotto	15	290	3
1960	Marv Fleming	9	237	2
1961	Joe Borich	29	489	5
1962	Roy Jefferson	17	336	3
1963	Roy Jefferson	29	435	4
1964	John Pease	23	406	2
1965	Not Available			
1966	Terry Baker	17	195	2
1967	Jack Andrews	38	452	3
1968	Speedy Thomas	60	1006	7
1969	James Brown	19	280	0
1970	James Brown	27	342	2
1971	Fred Graves	45	511	1
1972	Steve Odom	30	663	11
1973	Steve Odom	38	723	8
1974	Willie Armstead	34	520	4
1975	Dick Graham	34	463	2
1976	Jack Steptoe	38	752	9
1977	Jack Steptoe	42	724	8
1978	Frank Henry	45	771	6
1979	Jim Teahan	33	560	5
1980	Floyd Hodge	44	829	5
1981	Tony Graham	29	476	3
1982	Tony Graham	30	473	3
1983	Joe Tarver	51	757	4
1984	Danny Huey	52	869	5
1985	Loren Richey	73	971	7
1986	Loren Richey	67	775	6
1987	Carl Harry	63	826	3
1988	Carl Harry	65	1145	14
1989	Dennis Smith	73	1091	18
1990	Bryan Rowley	28	762	5
1991	Bryan Rowley	60	1011	11
1992	Sean Williams	51	734	3
1993	Bryan Rowley	55	838	6
1994	Curtis Marsh	61	859	11
1995	Rocky Henry	55	866	6
1996	Kevin Dyson	53	812	8
1997	Kevin Dyson	60	824	2
1998	Daniel Jones	57	809	4
1999	Steve Smith	43	860	8
2000	Steve Smith	35	743	4
2001	Cliff Russell	53	744	4
2002	Josh Lyman	44	590	3
2003	Paris Warren	76	809	4
2004	Paris Warren	80	1076	12
2005	Travis LaTendresse	55	810	8
	John Madsen	55	672	6

TACKLES

1974	John Huddleston	157
1975	John Huddleston	174
1976	Mike Bailey	122
1977	Mike Bailey	132
1978	Mike Bailey	115
1979	Bill Gompf	143
1980	Bill Gompf	101
1981	Bill Gompf	128
1982	Mark Blossch	172
1983	Mark Blossch	162
1984	Mark Blossch	123
1985	Mark Jackson	127
1986	Lance Wingert	74
1987	Eric Jacobsen	138
1988	Eric Jacobsen	141
1989	Joe Clausi	112
1990	Pita Tonga	94
1991	Reggie Alston	139
1992	Luther Elliss	87
1993	Mark Rexford	112
1994	Mark Rexford	111
1995	Jeff Kirkman	101
1996	Robert Love	108
1997	Robert Love	92
1998	Kautai Olevao	77
1999	Jason Potter	72
2000	Wes Tufaga	87
2001	Sheldon Deckart	86
2002	Dave Reville	89
2003	Ray Holdcraft	102
2004	Spencer Toone	115
2005	Spencer Toone	113



Spencer Toone led Utah in tackles from 2004-05.

UTE INDIVIDUAL RECORDS

RUSHING

MOST CARRIES

Game: **45**, Carl Monroe vs. UTEP, 1982; **40**, Brandon Warfield vs. Brigham Young; **39**, Carl Monroe vs. Brigham Young, 1982; **36**, Carl Monroe vs. UNLV, 1982; **36**, Brandon Warfield, vs. Texas A&M, 2003; **34**, Juan Johnson vs. Rice, 1996, Juan Johnson vs. Tulsa, 1996, Brandon Warfield vs. Wyoming, 2002; **33**, Brandon Warfield vs. Utah State, 2003; **32**, Jamal Anderson vs. Brigham Young, 1993, Juan Johnson vs. Oregon, 1997, Mike Anderson vs. Utah State, 1998, Mike Anderson vs. New Mexico, 1999, Adam Tate vs. Utah State, 2000; **31**, 4 times.

Season: **309**, Carl Monroe, 1982; **257** Dameon Hunter, 2001; **237**, Brandon Warfield, 2003; **244**, Mike Anderson, 1998; **209**, Tony Lindsay, 1978; **207**, Keith Williams, 1991; **205**, Quinton Ganther, 2005; **201**, Brandon Warfield, 2002; **195**, Eddie Lewis, 1985, Mike Anderson, 1999; **191**, Tony Lindsay, 1980; Juan Johnson, 1995; **181**, Juan Johnson, 1997; **180**, Robert Woodson, 1966; **179**, Ike Spencer, 1973.

Career: **648**, Tony Lindsay, 1977-80; **582**, Juan Johnson, 1994-97; **564**, Eddie Johnson, 1984-88; **494**, Del Rodgers, 1978-81; **463**, Chris Fuamatu-Ma'afala, 1995-97; **439**, Mike Anderson, 1998-99; **438**, Brandon Warfield, 2002-03; **408**, Carl Monroe, 1981-82; **396**, Keith Williams, 1991-93; **395**, Ike Spencer, 1972-74; **379**, Eddie Lewis, 1982-85; **353**, Steve Peake, 1974-77.

NET YARDS

Game: **248**, Eddie Johnson vs. UTEP, 1984; **236**, Chris Fuamatu-Ma'afala vs. UTEP, 1996; **232**, Del Rodgers vs. Wyoming, 1981; **229**, Marty Johnson vs. Indiana, 2002; **226**, Dameon Hunter vs. Air Force, 2001; **224**, Eddie Johnson vs. Colorado State, 1984; **215**, Carl Monroe vs. UTEP, 1982; **207**, Carl Monroe vs. Hawaii, 1982; **204**, Mike Anderson vs. New Mexico, 1999; **197**, Juan Johnson vs. Tulsa, 1996; **194**, Brandon Warfield vs. Brigham Young, 2002; **193**, Brandon Warfield vs. Air Force 2002; **191**, Don Peterson vs. Wyoming, 1952, Keith Williams vs. New Mexico, 1991.

Season: **1507**, Carl Monroe, 1982; **1396**, Dameon Hunter, 2001; **1173**, Mike Anderson, 1998; **1127**, Del Rodgers, 1981; **1120**, Quinton Ganther, 2005; **1076**, Keith Williams, 1991; **1046**, Eddie Johnson, 1986; **1021**, Eddie Johnson, 1984; **1018**, Eddie Lewis, 1985; **982**, Chris Fuamatu-Ma'afala, 1996; **977**, Mike Anderson, 1999; **976**, Brandon Warfield, 2003; **958**, Jamal Anderson, 1993; **919**, Brandon Warfield, 2002; **909**, Tony Lindsay, 1980.

Career: **3219**, Eddie Johnson, 1984-88; **2995**, Tony Lindsay, 1977-80; **2630**, Chris Fuamatu-Ma'afala, 1995-97; **2616**, Del Rodgers, 1978-81; **2601**, Juan Johnson, 1994-97; **2179**, Eddie Lewis, 1982-85; **2150**, Mike Anderson, 1998-99; **2029**, Carl Monroe, 1981-82; **2002**, Keith Williams, 1991-93; **1895**, Brandon Warfield, 2002-03; **1856**, Ike Spencer, 1972-74; **1774**, Quinton Ganther, 2004-05; **1735**, Dameon Hunter, 2000-01; **1718**, Hiliria Johnson, 1980-83.

RUSHING YARDS PER GAME

Season: (min. 8 games) **137.00**, Carl Monroe, 1982; **126.91**, Dameon Hunter, 2001; **122.75**, Chris Fuamatu-Ma'afala, 1996; **106.64**, Mike Anderson, 1998; **102.45**, Del Rodgers, 1981; **102.11**, Brandon Warfield, 2002; **101.81**, Quinton Ganther, 2005; **101.80**, Eddie Lewis, 1985; **97.70**, Mike Anderson, 1999; **97.60**, Brandon Warfield, 2003; **95.09**, Eddie Johnson, 1986, **89.67**, Keith Williams, 1991; **85.08**, Eddie Johnson, 1984; **82.64**, Tony Lindsay, 1980; **81.56**, Eddie Lewis, 1983.

Career: (min. 15 games) **102.38**, Mike Anderson, 1998-99; **99.74**, Brandon Warfield, 2002-03; **96.62**, Carl Monroe, 1981-82; **87.67**, Chris Fuamatu-Ma'afala, 1995-97; **86.80**, Marty Johnson, 2001-2004; **82.62**, Dameon Hunter, 2000-01; **73.95**, Adam Tate, 2000-01; **73.92**, Quinton Ganther, 2004-05; **71.53**, Eddie Johnson, 1984-88; **70.70**, Del Rodgers, 1978-81; **70.29**, Eddie Lewis, 1982-85; **68.45**, Juan Johnson, 1994-97; **66.56**, Tony Lindsay, 1977-80; **65.80**, Allen Jacobs, 1963-64; **58.88**, Keith Williams, 1991-93; **57.95**, Jamal Anderson, 1992-93.

100-YARD GAMES

Season: **9**, Carl Monroe, 1982; **8**, Dameon Hunter, 2001; **7**, Mike Anderson, 1998; **6**, Eddie Johnson, 1986, Quinton Ganther, 2005; **5**, Del Rodgers, 1981, Keith Williams, 1991, Jamal Anderson, 1993; **4**, 9 times.

Career: **12**, Del Rodgers, 1978-81, Eddie Johnson, 1984-88; **11**, Chris Fuamatu-Ma'afala, 1995-97, Mike Anderson, 1998-99; **10**, Tony Lindsay, 1977-80, Carl Monroe 1981-82; **8**, Eddie Lewis, 1982-85, Juan Johnson, 1994-97, Dameon Hunter, 2000-01, Quinton Ganther, 2004-05; **7**, Keith Williams, 1991-93, Brandon Warfield, 2002-03; **6**, Gene Belczyk 1970-72, Charlie Brown, 1990-94.

CONSECUTIVE 100-YARD GAMES

Season: **5**, Carl Monroe, 1982, Mike Anderson, 1998; **4**, Carl Monroe, 1981, Charlie Brown, 1994, Chris Fuamatu-Ma'afala, 1996; **3**, Carl Monroe, 1982, Eddie Lewis, 1983 and 1985, Eddie Johnson, 1986 (twice), Chris Fuamatu-Ma'afala, 1995 and 1997, Adam Tate, 2000, Dameon Hunter, 2001 (twice).



Carl Monroe rushed for 137.0 yards per game in 1982, which still stands as the school record.

200-YARD GAMES

Season: **2**, Carl Monroe, 1982, Eddie Johnson, 1984; **1**, Del Rodgers, 1981, Chris Fuamatu-Ma'afala, 1996, Mike Anderson, 1999, Dameon Hunter, 2001, Marty Johnson, 2002.

Career: **2**, Carl Monroe, 1981-82, Eddie Johnson, 1984-88; **1**, Del Rodgers, 1978-81, Chris Fuamatu-Ma'afala, 1995-97, Mike Anderson, 1998-99, Dameon Hunter, 2000-01, Marty Johnson, 2001-02.

RUSHING TOUCHDOWNS

Game: **4**, Del Rodgers vs. UTEP, 1980, Eddie Johnson vs. Brigham Young, 1988, Charlie Brown vs. UTEP, 1994, Juan Johnson vs. Fresno State, 1996, Mike Anderson vs. UNLV, 1999; Marty Johnson vs. Air Force, 2004; **3**, 24 times.

Season: **14**, Marty Johnson, 2004; **13**, Del Rodgers, 1981, Mark Stevens, 1984; **12**, Eddie Johnson, 1988, Mike Anderson, 1998, Adam Tate, 2001; **11**, Del Rodgers, 1979, Jamal Anderson, 1993, Brandon Warfield, 2003; **10**, Mark Stevens, 1983, Charlie Brown, 1994, Mike Anderson, 1999, Alex Smith, 2004; **9**, Eddie Lewis, 1983, Chris Fuamatu-Ma'afala, 1995 and 1996, Omar Bacon, 1998, Dameon Hunter, 2001, Brandon Warfield, 2002.

Career: **31**, Del Rodgers, 1978-81; **26**, Eddie Johnson, 1984-88; **23**, Mark Stevens, 1983-84; **22**, Juan Johnson, 1994-97, Chris Fuamatu-Ma'afala, 1995-97, Mike Anderson, 1998-99; **20**, Brandon Warfield, 2002-03 **19**, Adam Tate, 2000-01; **18**, Eddie Lewis, 1982-85, Marty Johnson, 2001-04; **17**, Tony Lindsay, 1977-80; **16**, Hiliria Johnson, 1980-83; **15**, Charlie Brown, 1990-94, Keith Williams, 1991-93, Alex Smith, 2002-2004.

AVERAGE YARDS PER RUSH

Game (Min. 8 Rushes): **15.70**, Gene Belczyk vs. Arizona, 1972; **14.38**, Darnell Arceneaux vs. UTEP, 1998; **12.36**, Del Rodgers vs. Brigham Young, 1981; **11.90**, Rodney Wells vs. Wisconsin, 1987; **11.63**, Dan Hagemann vs. UTEP, 1976; **11.20**, Eddie Johnson vs. Colorado State, 1984; **11.09**, Quinton Ganther vs. Brigham Young, 2004; **10.33**, Quinton Ganther vs. UNLV, 2005; **10.30**, Juan Johnson vs. San Diego State, 1994; **10.20**, Ike Spencer vs. Louisiana State, 1974; **10.17**, Carl Monroe vs. UNLV, 1981; **9.82**, Floyd Hodge vs. Wyoming, 1979.

Season: **6.63**, Del Rodgers, 1981; **6.55**, Eddie Lewis, 1983; **6.54**, Eddie Johnson, 1984; **6.30**, Eddie Johnson, 1986; **6.18**, Tony Lindsay, 1979; **6.10**, Ronald Coleman, 1964; **6.0**, Quinton Ganther, 2004; **5.93**, Hiliria Johnson, 1982; **5.91**, Chris Fuamatu-Ma'afala, 1995; **5.85**, Chris Fuamatu-Ma'afala, 1996; **5.83**, Charlie Brown, 1994.

Career: (min. 250 rushes) **5.75**, Eddie Lewis, 1982-85; **5.71**, Eddie Johnson, 1984-88; **5.68**, Chris Fuamatu-Ma'afala, 1995-97; **5.65**, Quinton Ganther, 2004-05; **5.55**, Eugene Belczyk, 1970-72; **5.51**, Hiliria Johnson, 1980-83; **5.38**, Charlie Brown, 1990-94; **5.30**, Del Rodgers, 1978-81; **5.06**, Keith Williams, 1991-93; **5.00**, Dameon Hunter, 2000-01; **4.97**, Carl Monroe, 1981-82; **4.90**, Mike Anderson, 1998-99; **4.78**, Monk Bailey, 1957-59.

UTE INDIVIDUAL RECORDS

PASSING

MOST ATTEMPTS

Game: 65, Scott Mitchell vs. UTEP, 1988; 63, Scott Mitchell vs. Illinois, 1988; 60, Scott Mitchell vs. Air Force, 1988; 58, Larry Egger vs. UTEP, 1986, Scott Mitchell vs. San Diego State, 1989; 56, Scott Mitchell vs. Stanford, 1989, Frank Dolce vs. Brigham Young, 1992; 52, Larry Egger vs. Air Force, 1986; 50, 6 times.

Season: 533, Scott Mitchell, 1988; 444, Scott Mitchell, 1989; 430, Mike McCoy, 1993; 417, Larry Egger, 1985; 382, Larry Egger, 1986; 381, Mike McCoy, 1994; 332, Chris Mendonca, 1987; 330, Brian Johnson, 2005; 323, Mike Fouts, 1995; 322, Frank Dolce, 1992; 317, Alex Smith, 2004.

Career: 1165, Scott Mitchell, 1987-89; 896, Mike McCoy, 1992-94; 799, Larry Egger, 1985-86; 636, Frank Dolce, 1991-92; 625, Mike Fouts, 1995-96; 587, Don Van Galder, 1971-73, Alex Smith, 2002-04; 581, Randy Gomez, 1977-78; 541, Lance Rice, 2000-03; 488, Darnell Arceneaux, 1997-00; 484, Mark Stevens, 1983-84; 443, Jonathan Crosswhite, 1997-98.

COMPLETIONS

Game: 41, Scott Mitchell vs. UTEP, 1988; 40, Larry Egger vs. UTEP, 1986; 37, Larry Egger vs. Air Force, 1986; 36, Scott Mitchell vs. Air Force, 1988; 33, Scott Mitchell vs. Illinois, 1988, Mike McCoy vs. Hawai'i, 1993; 32, Scott Mitchell vs. Utah State, 1988, Scott Mitchell vs. Hawaii, 1988, Brian Johnson vs. Wyoming, 2005; 31, 4 times (recent: Brian Johnson vs. San Diego State, 2005).

Season: 323, Scott Mitchell, 1988; 276, Mike McCoy, 1993; 247, Mike McCoy, 1994; 237, Larry Egger, 1985, Scott Mitchell, 1989; 232, Larry Egger, 1986, Alex Smith, 2004; 210, Brian Johnson, 2005; 194, Chris Mendonca, 1987; 188, Frank Dolce, 1992; 179, Ricky Hardin, 1980, Mike Fouts, 1995.

Career: 669, Scott Mitchell, 1987-89; 571, Mike McCoy, 1992-94; 469, Larry Egger, 1985-86; 389, Alex Smith, 2002-04; 365, Frank Dolce, 1991-92; 356, Mike Fouts, 1995-96; 294, Lance Rice, 2000-03; 293, Randy Gomez, 1977-78; 288, Don Van Galder, 1971-73; 266, Mark Stevens, 1983-84; 263, Darnell Arceneaux, 1997-00; 258, Jonathan Crosswhite, 1997-98; 237, Mike Richmond, 1988-91.

COMPLETION PERCENTAGE

Game: (Min. 15 Att.) .857, (18-21) Brian Johnson vs. Utah State, 2005; .840, (21-25) Mike McCoy vs. Colorado State, 1993; .810, (17-21) Alex Smith vs. Colorado State, 2003; .808, (21-26) Alex Smith vs. Colorado State, 2004; .792, (19-24) Mark Stevens vs. Wyoming, 1983; .784, (29-37) Alex Smith vs. North Carolina, 2004, (29-37) Alex Smith vs. Pittsburgh, 2004; .783, (18-23) Mike Fouts vs. Fresno State, 1996; .778, (28-36) Mike McCoy vs. San Diego State, 1994; .774, (24-31) Mike Richmond vs. Minnesota, 1990; .773, (17-22) Alex Smith vs. San Diego State, 2003; .762, (16-21) Lance Rice vs. South Florida, 2001; .759, (22-29) Mike Fouts vs. SMU, 1996; .758, (25-33) Mike McCoy vs. Colorado State, 1994; .744, (29-39) Mike McCoy vs. Air Force, 1993; .733, (33-45) Mike McCoy vs. Hawaii, 1993, (22-30) Mike McCoy vs. Kansas, 1993.



Scott Mitchell (1987-89) holds practically every Utah passing and total offense record. He went on to become a starter in the NFL.

Season: (Min. 100 Att.) .686, Lee Grosscup (94-137), 1957; .675, (214-317) Alex Smith, 2004; .650, Alex Smith (173-266), 2003; .648, Mike McCoy (247-381), 1994; .642, Mike McCoy (276-430), 1993; .636, Brian Johnson (210-330), 2005; .617, Ricky Hardin (179-290), 1980; .607, Larry Egger (232-382), 1986; .606, Scott Mitchell (323-533), 1988; .602, Don Rydalch (77-128), 1953; .588, Brett Elliott, 2002; .586, Mike Fouts (177-302), 1996, Jonathan Crosswhite (130-222), 1997; .584, Chris Mendonca (194-332), 1987, Frank Dolce (188-322), 1992.

Career: (Min. 150 Att.) .663, Alex Smith (389-587), 2002-04; .638, Brian Johnson (224-351), 2004-05; .637, Mike McCoy (571-896), 1992-94; .621, Lee Grosscup (162-261), 1957-58; .606, Ricky Hardin (195-322), 1979-80; .587, Larry Egger (469-799), 1985-86; .582, Jonathan Crosswhite (258-443), 1997-98; .574, Scott Mitchell (669-1165), 1987-89, Frank Dolce (365-636), 1991-92; .570, Mike Fouts (356-625), 1995-96; .565, Chris Mendonca (226-400), 1985-87; .551, Mike Richmond (237-430), 1988-91.

INTERCEPTIONS

Game: 8, Pat Degnan vs. Arizona State, 1975; 6, Dan Hagemann vs. Iowa State, 1976; 5, Don Rydalch vs. Wyoming, 1953, William Nofsinger vs. Oregon, 1960, Gordon Longmire vs. Arizona, 1971; 4, 12 times.

Season: 22, Don Van Galder, 1973, Larry Egger, 1985; 21, Pat Degnan, 1975; 19, Ricky Hardin, 1980, Scott Mitchell, 1989; 18, Ray Groth, 1968, Randy Gomez, 1978; 17, Gordon Longmire, 1971, Chris Mendonca, 1987; 16, Randy Gomez, 1977, Mike Richmond, 1990.

UTES WHO LED THE NATION

1957-Receiving

Stuart Vaughn (53 for 756 yards)

1970-Punting

Marv Bateman (64 for 45.7 avg.)

1971-Punting

Marv Bateman (68 for 48.1 avg.)

1972-Kickoff Returns

Steve Odom (21 for 29.4 avg.)

1982-Kickoff Returns

Carl Monroe (14 for 30.0 avg.)

1982-All Purpose Running

Carl Monroe (185.1 yards per game)

1985-Kickoff Returns

Erroll Tucker (24 for 698 yards, 29.1 avg., 2 TDs)

1985-Punt Returns

Erroll Tucker (16 for 389 yards, 24.3 avg., 2 TDs)

1988-Total Offense (Season)

Scott Mitchell (4,299)

1988-Total Offense (Game)

Scott Mitchell (625)

1988-Yards Passing (Season)

Scott Mitchell (4,322)

1988-Yards Passing Per Game (Season)

Scott Mitchell (392.9)

1989-Receptions by Tight End (Season)

Dennis Smith (73)

1989-TD Receptions by Tight End (Season)

Dennis Smith (18)

1989-TD Receptions by Tight End (Career)

Dennis Smith (25)

Career: 43, Don Van Galder, 1971-73; 38, Scott Mitchell, 1987-89; 34, Randy Gomez, 1977-78; 31, Larry Egger, 1985-86; 30, Mike Richmond, 1988-91; 27, Ray Groth, 1967-69; 26, Gordon Longmire, 1970-71, Pat Degnan, 1975-77; 23, Ricky Hardin, 1979-80, Mike McCoy, 1992-94.

TOUCHDOWN PASSES

Game: 6, Ricky Hardin vs. New Mexico, 1980, Scott Mitchell vs. UTEP, 1989; 5, Larry Egger vs. UTEP, 1986, Scott Mitchell vs. Air Force, 1988, Scott Mitchell vs. Utah State, 1989, Mike McCoy vs. Wyoming, 1994, Alex Smith vs. San Diego State, 2004; 4, 25 times (Recent: Brett Ratliff vs. Georgia Tech, 2005).

Season: 32, Alex Smith, 2004; 31, Scott Mitchell, 1989; 29, Scott Mitchell, 1988; 28, Mike McCoy, 1994; 21, Larry Egger, 1986, Mike McCoy, 1993, Mike Fouts, 1996; 19, Randy Gomez, 1978; 18, Larry Egger, 1985, Mike Fouts, 1995, Brian Johnson, 2005; 17, Don Van Galder, 1973; 16, Lance Rice, 2001.

Career: 69, Scott Mitchell, 1987-89; 49, Mike McCoy, 1992-94; 47, Alex Smith, 2002-04; 39, Don Van Galder, 1971-73, Larry Egger, 1985-86, Mike Fouts, 1995-96; 30, Frank Dolce, 1991-92; 29, Randy Gomez, 1977-78; 26, Darnell Arceneaux, 1997-00, Lance Rice, 2000-03; 23, Mark Stevens, 1983-84; 20, Gary Hertzfeldt, 1961-63, Jack Gehrke, 1965-67.

MOST YARDS PASSING

Game: 631, Scott Mitchell vs. Air Force, 1988; 511, Scott Mitchell vs. Idaho St, 1988; 492, Larry Egger vs. UTEP, 1986; 476, Larry Egger vs. Air Force, 1986, Mike Fouts vs. Kansas, 1996; 459, Mike McCoy vs. Air Force, 1993; 453, Scott Mitchell vs. UTEP, 1988; 447, Mike McCoy vs. Hawai'i, 1993; 440, Brett Elliott vs. New Mexico, 2002;

UTE INDIVIDUAL RECORDS

434, Mike McCoy vs. Brigham Young, 1993; **417**, **Brian Johnson vs. San Diego State, 2005**; **409**, Scott Mitchell vs. San Diego State, 1989.

Season: **4322**, Scott Mitchell, 1988; **3860**, Mike McCoy, 1993; **3211**, Scott Mitchell, 1989; **3035**, Mike McCoy, 1994; **2988**, Larry Egger, 1985; **2952**, Alex Smith, 2004; **2892**, **Brian Johnson, 2005**; **2761**, Larry Egger, 1986; **2581**, Mike Fouts, 1995; **2526**, Mike Fouts, 1996; **2458**, Ricky Hardin, 1980.

Career: **8981**, Scott Mitchell, 1987-89; **7404**, Mike McCoy, 1992-94; **5749**, Larry Egger, 1985-86; **5203**, Alex Smith, 2002-04; **5107**, Mike Fouts, 1995-96; **4813**, Frank Dolce, 1991-92; **4402**, Don Van Galder, 1971-73; **4042**, Randy Gomez, 1977-78; **4020**, Darnell Arceneaux, 1997-00; **3875**, Mark Stevens, 1983-84; **3469**, Lance Rice, 2000-2003; **3203**, Jonathan Crosswhite, 1997-98; **3046**, Mike Richmond, 1988-91.

YARDS PASSING PER GAME

Season: (Min. 8 games) **392.91**, Scott Mitchell, 1988; **321.67**, Mike McCoy, 1993; **321.10**, Scott Mitchell, 1989; **298.80**, Larry Egger, 1985; **289.20**, **Brian Johnson, 2005**; **275.91**, Mike McCoy, 1994; **263.22**, Frank Dolce, 1992; **251.00**, Larry Egger, 1992; **246.0**, Alex Smith, 2004; **234.64**, Mike Fouts, 1995; **229.64**, Mike Fouts, 1996; **223.45**, Ricky Hardin, 1980.

Career: (Min. 15 games) **280.66**, Scott Mitchell, 1987-89; **261.32**, Larry Egger, 1985-86; **255.31**, Mike McCoy, 1992-94; **240.65**, Frank Dolce, 1991-92; **232.14**, Mike Fouts, 1995-96; **208.12**, Alex Smith, 2002-04; **183.73**,



Alex Smith (2002-04) set school records for TD passes, pass efficiency and yards per completion before entering the NFL as the No. 1 draft pick in 2005.

Randy Gomez, 1977-78; **179.18**, Mike Richmond, 1988-91; **168.58**, Jonathan Crosswhite, 1997-98; **168.48**, Mark Stevens, 1983-84; **153.00**, Ricky Hardin, 1979-80.

PASSING EFFICIENCY

Game: (Min. 12 attempts) **253.78**, Steve Marshall vs. Colorado State, 1972; **248.29**, Mike Fouts vs. New Mexico, 1995; **245.12**, Kenny Vierra vs. Utah State, 1982; **242.27**, Mike McCoy vs. Colorado State, 1993; **239.52**, Mark Stevens vs. Wyoming, 1983; **229.74**, Jack Gehrke vs. Hawaii, 1967; **228.97**, Randy Gomez vs. Idaho State, 1978; **226.51**, Alex Smith vs. San Diego State, 2003; **225.55**, Alex Smith vs. Colorado State, 2004; **224.34**, **Brian Johnson vs. Utah State, 2005**; **221.89**, Mark Stevens vs. Colorado State, 1983; **220.8**, Mike Fouts vs. Tulsa, 1996; **216.6**, Alex Smith vs. Utah State, 2004.

Season: (Min. 100 Attempts) **176.52**, Alex Smith, 2004; **175.50**, Lee Grosscup, 1957; **152.35**, Alex Smith, 2003; **151.06**, Mike McCoy, 1993; **151.01**, **Brian Johnson, 2005**; **150.22**, Mike McCoy, 1994; **147.18**, Mike Fouts, 1996; **146.56**, T.D. Croshaw, 1999; **141.04**, Scott Mitchell, 1988; **136.89**, Ricky Hardin, 1980; **136.36**, Ken Vierra, 1982; **136.10**, Mark Stevens, 1984; **134.88**, Larry Egger, 1986; **134.22**, Scott Mitchell, 1987.

Career: (Min. 250 Attempts) **164.42**, Alex Smith, 2002-04; **149.73**, **Brian Johnson, 2004-05**; **146.32**, Lee Grosscup, 1957-58; **146.05**, Mike McCoy, 1992-94; **140.11**, Mike Fouts, 1995-96; **135.20**, Scott Mitchell, 1987-89; **130.23**, Frank Dolce, 1991-92; **129.63**, Mark Stevens, 1983-84; **129.50**, Ricky Hardin, 1979-80; **127.49**, Larry Egger, 1985-86; **125.00**, Jonathan Crosswhite, 1997-98; **119.33**, Don Van Galder, 1971-73.

YARDS PER PASS COMPLETION

Game: (Min. 15 Attempts) **22.67**, Mike Fouts vs. Kansas, 1996; **21.60**, Mark Stevens vs. Colorado State, 1983; **21.18**, **Brian Johnson vs. New Mexico, 2005**; **20.00**, Alex Smith, Air Force, 2004; **19.65**, Scott Mitchell vs. Idaho State, 1988; **19.12**, Scott Mitchell vs. Fresno State, 1989; **19.00**, Mike Fouts vs. New Mexico, 1995; **18.65**, Mark Stevens vs. San Diego State, 1984; **18.52**, Mike McCoy vs. San Diego State, 1993; **18.29**, Scott Mitchell vs. Brigham Young, 1988; **17.95**, Mike McCoy vs. Colorado State, 1993.

Season: (Min. 100 Attempts) **13.79**, Alex Smith, 2004; **13.77**, Brian Johnson, 2005; **12.99**, Alex Smith, 2003; **10.20**, Lee Grosscup, 1957; **8.98**, Mike McCoy, 1993; **8.75**, Mark Stevens, 1984; **8.48**, Ricky Hardin, 1980; **8.36**, Mike Fouts, 1996; **8.14**, Darnell Arceneaux, 2000; **8.13**, Darnell Arceneaux, 1999; **8.11**, Scott Mitchell, 1988; **8.01**, Pat Degnan, 1981, Don Van Galder, 1972; **7.99**, Mike Fouts, 1995.

Career: (Min. 250 Attempts) **13.54**, **Brian Johnson, 2004-05**; **13.38**, Alex Smith, 2002-04; **8.53**, Lee Grosscup, 1957-58; **8.26**, Mike McCoy, 1992-94; **8.24**, Darnell Arceneaux, 1997-00; **8.17**, Mike Fouts, 1995-96; **8.08**, Ricky Hardin, 1979-80; **8.01**, Mark Stevens, 1983-84; **7.71**, Scott Mitchell, 1987-89; **7.57**, Frank Dolce, 1991-92; **7.50**, Don Van Galder, 1971-73; **7.23**, Jonathan Crosswhite, 1997-98; **7.20**, Larry Egger, 1985-86

200-YARD PASSING GAMES

Season: **11**, Larry Egger, 1985, Scott Mitchell, 1988; **10**, Mike McCoy, 1993, Mike McCoy, 1994, Brian Johnson, 2005; **9**, Scott Mitchell, 1989; **8**, Frank Dolce, 1991, Mike Fouts, 1995; **7**, Ricky Hardin, 1980, Larry Egger, 1986, Frank Dolce, 1992, Mike Fouts, 1996; Alex Smith, 2004.

Career: **23**, Scott Mitchell, 1987-89; **20**, Mike McCoy, 1992-94; **18**, Larry Egger, 1985-86; **15**, Frank Dolce, 1991-92, Mike Fouts, 1995-96; **13**, Alex Smith, 2002-04; **10**, **Brian Johnson, 2004-05**; **9**, Don Van Galder, 1971-73, Randy Gomez, 1977-78; **8**, Mike Richmond, 1988-90; **7**, Ricky Hardin, 1979-80, Mark Stevens, 1983-84.

300-YARD PASSING GAMES

Season: **8**, Scott Mitchell, 1988; **7**, Mike McCoy, 1993; **6**, Scott Mitchell, 1989; **4**, Mike McCoy, 1994, **Brian Johnson, 2005**; **3**, Larry Egger, 1985, Larry Egger, 1986, Mike Richmond, 1990, Frank Dolce, 1992, Mike Fouts, 1995, Alex Smith, 2004; **2**, 5 times.

Career: **14**, Scott Mitchell, 1987-89; **11**, Mike McCoy; 1992-94; **6**, Larry Egger, 1985-86; **5**, Mike Fouts, 1995-96, Frank Dolce, 1991-92, Mike Richmond, 1988-90; **4**, Alex Smith, 2002-04, Brian Johnson, 2004-05; **3**, Mark Stevens, 1983-84; **2**, Chris Mendonca, 1985-87; **1**, 7 times.

400-YARD PASSING GAMES

Season: **3**, Scott Mitchell, 1988, Mike McCoy, 1993; **2**, Larry Egger, 1986; **1**, Chris Mendonca, 1987, Scott Mitchell, 1989, Frank Dolce, 1992, Mike Fouts, 1996, Brett Elliott, 2002, **Brian Johnson, 2005**.

Career: **4**, Scott Mitchell, 1987-89; **3**, Mike McCoy, 1994-94; **2**, Larry Egger, 1985-86; **1**, Chris Mendonca, 1985-87, Frank Dolce, 1991-92, Mike Fouts, 1995-96, Brett Elliott, 2001-02, **Brian Johnson, 2004-05**.

500-YARD PASSING GAMES

Season: **2**, Scott Mitchell, 1988.
Career: **2**, Scott Mitchell, 1987-89.

600-YARD PASSING GAMES

Season: **1**, Scott Mitchell, 1988.
Career: **1**, Scott Mitchell, 1987-89.

TOTAL OFFENSE

TOTAL PLAYS

Game: **69**, Scott Mitchell vs. San Diego State, 1989; **68**, Scott Mitchell vs. Air Force, 1988, Frank Dolce vs. Brigham Young, 1992; **66**, Scott Mitchell vs. UTEP, 1988, **65**, Scott Mitchell vs. Illinois, 1988; **63**, Larry Egger vs. UTEP, 1986, **Brian Johnson vs. San Diego State, 2005**; **61**, Scott Mitchell vs. Stanford, 1989; **58**, 4 times.

Season: **589**, Scott Mitchell, 1988; **529**, Mike McCoy, 1993; **508**, Scott Mitchell, 1989; **482**, **Brian Johnson, 2005**; **475**, Larry Egger, 1985; **456**, Mike McCoy, 1994; **452**, Alex Smith, 2004 **428**, Larry Egger, 1986; **415**, Mark Stevens, 1983, Alex Smith, 2003; **400**, Chris Mendonca, 1987; **391**, Frank Dolce, 1991.

Career: **1306**, Scott Mitchell, 1987-89; **1103**, Mike McCoy, 1992-94; **903**, Larry Egger, 1985-86; **873**, Alex Smith, 2002-04; **840**, Don Van Galder, 1971-73; **788**, Mark Stevens, 1983-84; **773**, Frank Dolce, 1991-92; **712**, Darnell Arceneaux, 1997-00; **701**, Mike Fouts, 1995-96; **675**, Randy Gomez, 1977-78; **648**, Tony Lindsay, 1977-80; **609**, Lance Rice, 2000-03; **601**, Ray Groth, 1967-69.

TOTAL YARDS

Game: **625**, Scott Mitchell vs. Air Force, 1988; **513**, Scott Mitchell vs. Idaho State, 1988; **489**, Larry Egger vs. UTEP, 1986; **483**, **Brian Johnson vs. San Diego State, 2005**; **468**, Larry Egger vs. Air Force, 1986; **461**, Mike McCoy vs. Brigham Young, 1993; **458**, Mike Fouts vs. Kansas, 1996; **451**, **Brian Johnson vs. Wyoming, 2005**; **446**, Mike

UTE INDIVIDUAL RECORDS

McCoy vs. Hawaii, 1993; **443**, Scott Mitchell vs. UTEP, 1988; **440**, Mike McCoy vs. Air Force, 1993; Brett Elliott vs. New Mexico, 2002; **435**, Alex Smith vs. Texas A&M, 2004.

Season: **4299**, Scott Mitchell, 1988; **3969**, Mike McCoy, 1993; **3583**, Alex Smith, 2004; **3370**, Brian Johnson, 2005; **3133**, Scott Mitchell, 1989; **3104**, Mike McCoy, 1994; **2890**, Larry Egger, 1985; **2625**, Larry Egger, 1986; **2520**, Mark Stevens, 1983; **2457**, Frank Dolce, 1991; **2447**, Mike Fouts, 1996.

Career: **8836**, Scott Mitchell, 1987-89; **7559**, Mike McCoy, 1992-94; **6275**, Alex Smith, 2002-04; **5515**, Larry Egger, 1985-86; **4891**, Mike Fouts, 1995-96; **4861**, Mark Stevens, 1983-84; **4831**, Frank Dolce, 1991-92; **4758**, Darnell Arceneaux, 1997-00; **4689**, Don Van Galder, 1971-73; **3971**, Randy Gomez, 1977-78; **3604**, Brian Johnson, 2004-05; **3454**, Lance Rice, 2000-03; **3219**, Eddie Johnson, 1984-88; **3108**, Jonathan Crosswhite, 1997-98.

TOTAL OFFENSE PER GAME

Season: (Min. 8 Games) **390.82**, Scott Mitchell, 1988; **337.00**, Brian Johnson, 2005; **330.75**, Mike McCoy, 1993; **313.30**, Scott Mitchell, 1989; **298.58**, Alex Smith, 2004; **289.00**, Larry Egger, 1985; **285.18**, Mike McCoy, 1984; **263.78**, Frank Dolce, 1992; **254.4**, Alex Smith, 2003; **238.64**, Larry Egger, 1986; **229.09**, Mark Stevens, 1983; **223.36**, Frank Dolce, 1991.

Career: (Min. 15 Games) **276.13**, Scott Mitchell, 1987-89; **260.66**, Mike McCoy, 1992-94; **251.00**, Alex Smith, 2002-04; **250.68**, Larry Egger, 1985-86; **241.55**, Frank Dolce, 1991-92; **222.32**, Mike Fouts, 1995-96; **211.35**, Mark Stevens, 1983-84; **180.50**, Randy Gomez, 1977-78; **180.20**, Brian Johnson, 2004-05; **163.58**, Jonathan Crosswhite, 1997-98.

YARDS PER PLAY

Game: (Min. 37 Plays) **11.14**, Mike McCoy vs. Colorado State, 1993; **11.11**, Frank Dolce vs. Oregon State, 1992; **10.65**, Mike Fouts vs. Kansas, 1996; **10.47**, Scott Mitchell vs. Idaho State, 1988; **10.36**, Alex Smith vs. Texas A&M, 2004; **10.03**, Mike McCoy vs. UTEP, 1994; **9.98**, Mike McCoy vs. San Diego State, 1993; **9.78**, Mike McCoy vs. Air Force, 1993; **9.27**, Chris Mendonca vs. Utah State, 1987; **9.03**, Scott Mitchell vs. Air Force, 1988; **8.77**, Scott Mitchell vs. Utah State, 1989.

Season: (Min. 100 Plays) **7.93**, Alex Smith, 2004; **7.50**, Mike McCoy, 1993; **7.30**, Scott Mitchell, 1988; **7.24**, Mike Fouts, 1996; **7.00**, Lee Grosscup, 1957; **6.99**, Brian Johnson, 2005; **6.91**, Darnell Arceneaux, 1998; **6.82**, Ricky Hardin, 1980, Mike Richmond, 1989; **6.81**, Mike McCoy, 1994; **6.73**, Mike Fouts, 1995; **6.72**, Scott Mitchell, 1987.

Career: (Min. 250 Plays) **7.19**, Alex Smith, 2002-04; **6.98**, Mike Fouts, 1995-96; **6.88**, Brian Johnson, 2004-05; **6.85**, Mike McCoy, 1992-94; **6.81**, Darnell Arceneaux, 1997-98; **6.77**, Scott Mitchell, 1987-89; **6.68**, Darnell Arceneaux, 1997-00; **6.66**, Ken Vierra, 1981-82; **6.25**, Frank Dolce, 1991-92; **6.17**, Mark Stevens, 1983-84; **6.13**, Ricky Hardin, 1979-80; **6.11**, Larry Egger, 1985-86; **6.04**, Dan Hagemann, 1975-76.

TOTAL TOUCHDOWNS

Game: **7**, Steve Marshall vs. Colorado State, 1972; **6**, Ricky Hardin vs. New Mexico, 1980, Mark Stevens vs. Wyoming, 1983, Scott Mitchell vs. Utah State, 1989, Scott Mitchell vs. UTEP, 1989; **5**, Larry Egger vs. UTEP, 1986, Scott Mitchell vs. Air Force, 1988, Frank Dolce vs. Wyoming, 1991, Mike McCoy vs. Wyoming, 1994, Alex

Smith vs. Wyoming, 2003, Alex Smith vs. Texas A&M, 2004, Alex Smith vs. North Carolina, 2004, Alex Smith vs. San Diego State, 2004, **Brian Johnson vs. Air Force, 2005, Brian Johnson vs. Wyoming, 2005, Brett Ratliff vs. Brigham Young, 2005; 4**, 25 times (recent: **Brett Ratliff vs. Georgia Tech, 2005**).

Season: **42**, Alex Smith, 2004; **33**, Scott Mitchell, 1989; **29**, Scott Mitchell, 1988, Mike McCoy, 1994; **26**, Brian Johnson, 2005; **25**, Don Van Galder, 1973; **24**, Mark Stevens, 1984; **22**, Mark Stevens, 1983, Frank Dolce, 1992, Mike Fouts, 1996; **21**, Larry Egger, 1985 and 1986, Mike McCoy, 1993.

Career: **72**, Scott Mitchell, 1987-89; **62**, Alex Smith, 2002-04; **52**, Don Van Galder, 1971-73; **51**, Mike McCoy, 1992-94; **46**, Mark Stevens, 1983-84; **42**, Larry Egger, 1985-86, Frank Dolce, 1991-92; **41**, Mike Fouts, 1995-96; **31**, Del Rodgers, 1978-81; **30**, Randy Gomez, 1977-78; **28**, Brian Johnson, 2004-05; **26**, Eddie Johnson, 1984-88, Mike Richmond, 1988-91.

RECEIVING

MOST RECEPTIONS

Game: **17**, Loren Richey vs. UTEP, 1986; **16**, Travis LaTendresse vs. Georgia Tech, 2005; **15**, Paris Warren vs. Pittsburgh, 2004; **14**, Rodney Wells vs. Idaho State, 1987; **13**, Danny Huey vs. Wyoming, 1983, Bryan Bero vs. Idaho State, 1988, Daniel Jones vs. Fresno State, 1998, Paris Jackson vs. San Diego State; **12**, Lance Robbins vs. Utah State, 1972, Aaron Grimm vs. Hawaii, 1988, John Madsen vs. Wyoming, 2005; **11**, 5 times.

Season: **80**, Paris Warren, 2004; **76**, Paris Warren, 2003; **73**, Loren Richey, 1985, Dennis Smith, 1989; **67**, Loren Richey, 1986, Steve Savoy, 2004; **65**, Carl Harry, 1988; **64**, Craig McEwen, 1986; **63**, Carl Harry, 1987, Deron Claiborne, 1994; **61**, Curtis Marsh, 1994; **60**, Louis Thomas, 1968, Bryan Rowley, 1991, Kevin Dyson, 1997.

Career: **192**, Kevin Dyson, 1994-97; **177**, Bryan Rowley, 1989-93; **156**, Dennis Smith, 1986-89, Paris Warren, 2003-04; **149**, Carl Harry, 1986-88; **140**, Loren Richey, 1985-86; **135**, Travis LaTendresse, 2002-05; **124**, Henry Lusk, 1991-95, Cliff Russell, 1998-2001; **120**, Curt Jones, 1985-88; **111**, Craig McEwen, 1985-86; **110**, James Teahan, 1978-81; **107**, Steve Savoy, 2003-04; **105**, Deron Claiborne, 1993-94.

RECEIVING YARDS

Game: **255**, Carl Harry vs. Idaho State, 1988; **214**, Travis LaTendresse vs. Georgia Tech, 2005; **213**, Loren Richey vs. UTEP, 1986; **200**, Bryan Rowley vs. Hawaii, 1991; **199**, Danny Huey vs. San Diego State, 1984; **198**, Paris Warren vs. Pittsburgh, 2004; **197**, Daniel Jones vs. Fresno State, 1998; **194**, Jack Steptoe vs. New Mexico, 1976; **192**, Travis LaTendresse vs. New Mexico, 2005; **190**, Curt Jones vs. San Diego State, 1987; **187**, Daniel Jones vs. UTEP, 1997; **183**, Louis Thomas vs. Arizona State, 1968; **179**, Jeff Jenkins vs. Air Force, 1987.

Season: **1145**, Carl Harry, 1988; **1091**, Dennis Smith, 1989; **1076**, Paris Warren, 2004; **1011**, Bryan Rowley, 1991; **1006**, Louis Thomas, 1968; **971**, Loren Richey, 1985; **961**, Steve Savoy, 2004; **869**, Danny Huey, 1984; **866**, Rocky Henry, 1995; **860**, Steve Smith, 1999; **859**, Curtis Marsh, 1994; **850**, Aaron Grimm, 1988; **838**, Bryan Rowley, 1993.

Career: **3143**, Bryan Rowley, 1989-93; **2726**, Kevin Dyson, 1994-97; **2283**, Carl Harry, 1986-88; **2168**, Dennis Smith, 1986-89; **1885**, Paris Warren, 2003-04; **1872**, James Teahan, 1978-81; **1862**, Cliff Russell, 1998-2001; **1807**, Henry Lusk, 1991-95; **1782**, Travis LaTendresse, 2002-05; **1746**, Loren Richey, 1985-86; **1624**, Steve Savoy, 2003-04; **1603**, Steve Smith, 1999-00; **1540**, Deron Claiborne, 1993-94; **1492**, Danny Huey, 1983-84; **1476**, Jack Steptoe, 1976-77.

RECEIVING YARDS PER GAME

Season: (Min. 8 Games) **104.09**, Carl Harry, 1988; **100.60**, Louis Thomas, 1968; **90.92**, Dennis Smith, 1989; **90.00**, Travis LaTendresse, 2005; **89.67**, Paris Warren, 2004; **88.27**, Loren Richey, 1985; **85.00**, Aaron Grimm, 1988; **84.25**, Bryan Rowley, 1991; **80.10**, Steve Savoy, 2004; **78.73**, Rocky Henry, 1995; **78.20**, Steve Smith, 1999; **78.09**, Curtis Marsh, 1994; **77.50**, Loren Richey, 1986; **76.20**, Bryan Rowley, 1990.

Career: (Min. 15 Games) **83.14**, Loren Richey, 1985-86; **81.95**, Paris Warren, 2003-04; **76.33**, Steve Smith, 1999-00; **71.75**, Daniel Jones, 1997-98; **70.00**, Deron Claiborne, 1993-94; **69.18**, Carl Harry, 1986-88; **67.67**, Steve Savoy, 2003-04; **67.09**, Jack Steptoe, 1976-77; **66.87**, Bryan Rowley, 1989-93; **66.24**, Rocky Henry, 1995-96; **65.29**, Aaron Grimm, 1987-88; **64.87**, Danny Huey, 1983-84; **63.32**, Frank Henry, 1977-78.



Paris Warren set the school record for single-season receptions in back-to-back years (2003-04).

UTE INDIVIDUAL RECORDS



Kevin Dyson (1994-97) is Utah's career reception record holder (192). He was a first-round NFL draft pick.

RECEIVING TOUCHDOWNS

Game: 4, Dennis Smith vs. Utah State, 1989, Dennis Smith vs. Air Force, 1989, Travis LaTendresse vs. Georgia Tech, 2005; 3, 11 times.

Season: 18, Dennis Smith, 1989; 14, Carl Harry, 1988; 12, Paris Warren, 2004; 11, Steve Odom, 1972, Bryan Rowley, 1991, Curtis Marsh, 1994, Steve Savoy, 2004; 9, Jack Steptoe, 1976; 8, Steve Odom, 1973, Jack Steptoe, 1977, Kevin Dyson, 1996, Steve Smith, 1999, Travis LaTendresse, 2005; 7, Louis Thomas, 1968, Loren Richey, 1985, Craig McEwen, 1986, Darrel Hicks, 1989, Steve Savoy, 2003.

Career: 25, Bryan Rowley, 1989-93; 24, Dennis Smith, 1986-89; 20, Carl Harry, 1986-88; 19, Steve Odom, 1971-73; 18, Kevin Dyson, 1994-97, Steve Savoy, 2003-04; 17, Jack Steptoe, 1976-77; 16, Paris Warren, 2003-04; 13, Willie Armstead, 1972-74, Loren Richey, 1985-86, Curt Jones, 1985-88; 12, Henry Lusk, 1991-95, Curtis Marsh, 1993-94, Steve Smith, 1999-00, Travis LaTendresse, 2002-05, John Madsen, 2003-05.

AVERAGE YARDS PER CATCH

Game: (Min. 3 Receptions) 48.50, Jack Steptoe vs. New Mexico, 1976; 44.00, Kevin Dyson vs. Tulsa, 1996; 43.33, Steve Abrams vs. Fresno State, 1989; 39.33, Jim Teahan vs. Wyoming, 1981; 39.00, Willie Armstead vs. San Jose State, 1974; 38.00, Steve Odom vs. Oregon, 1973; 37.33, Bryan Rowley vs. UTEP, 1990, **Brian Hernandez vs. Colorado State, 2005;** 36.33, Clifton Smith vs. Fresno State, 1989; 34.33, James Hardy vs. Wyoming, 1984; 33.20, Henry Lusk vs. San Diego State, 1993.

Season: (Min. 30 Receptions) 22.10, Steve Odom, 1972; 21.20, Steve Smith, 2000; 20.00, Steve Smith, 1999; 19.79, Jack Steptoe, 1976; 19.03, Steve Odom, 1973; 18.98, Deron Claiborne, 1993; 18.84, Floyd Hodge, 1980; 18.08, **Brian Hernandez, 2005;** 17.70, Cliff Russell, 1999; 17.68, Michael Cordy, 1976, Jeff Jenkins, 1987; 17.62, Carl Harry, 1988; 17.24, Jack Steptoe, 1977; 17.13, Frank Henry, 1978.

Career: (Min. 70 Receptions) 20.55, Steve Smith, 1999-00; 20.00, Steve Odom, 1971-73; 18.45, Jack Steptoe, 1976-77; 17.76, Bryan Rowley, 1989-93; 17.72, Willie Armstead, 1972-74; 17.62, James Hardy, 1983-86; 17.02, James Teahan, 1978-81; 16.66, Roy Jefferson, 1962-64; 16.39, Frank Henry, 1977-78; 16.20, Louis Thomas, 1967-68; 16.04, Danny Huey, 1983-84

RECEPTIONS BY A RUNNING BACK

Game: 14, Rod Wells vs. Idaho State, 1987; 13, Bryan Bero vs. Illinois, 1988; 11, Clifton Smith vs. Wyoming, 1989; 8, Gene Belczyk vs. Oregon, 1971, Frank Collins vs. Arizona, 1975, Eddie Johnson vs. Air Force, 1986.

Season: 52, Bryan Bero, 1988; 44, Clifton Smith, 1989; 35, Mike Moseley, 1976.

Career: 91, Clifton Smith, 1987-90; 80, Eddie Johnson, 1984-88; 72, Keith Williams, 1991-93.

PUNTING

MOST PUNTS

Game: 12, Jerry Pullman vs. Wyoming, 1966; 11, Craig Smith vs. Washington State, 1968, Todd Speer vs. New Mexico, 1981; 10, 11 times.

Season: 78, Craig Smith, 1967, Mike Brown, 1974; 75, Craig Smith, 1968; 72, Wayne Lammle, 1990; 68, Marv Bateman, 1971, Mike Brown, 1975, Rick Partridge, 1977; 65, Carter Cowley, 1951, Marv Bateman, 1970, Hank Mondanca, 1985.

Career: 214, Craig Smith, 1967-69; 205, Chris Hunter, 1996-99; 190, Hank Mondaca, 1982-85; 146, Mike Brown, 1974-75; 135, Herb Anderson, 1946-49; 133, Marv Bateman, 1969-71; 130, Wayne Lammle, 1987-90; 124, Rick Partridge, 1977-78; 121, Carter Cowley, 1951-53; 120, Joseph Robinson, 1962-64.

PUNT YARDS

Game: 471, Craig Smith vs. Washington State, 1968; 454, Don Cruse vs. Wyoming, 1987; 434, Jeff Hucko vs. Brigham Young, 1979; 432, Marv Bateman vs. Washington State, 1971; 431, Mike Brown vs. Iowa State, 1975; 428, Todd Speer vs. New Mexico, 1981; 414, Marv Bateman vs. Arizona State, 1970; 410, Steve Young vs. Oregon, 1991; 409, Jerry Pullman vs. Wyoming, 1966, Marv Bateman vs. Iowa State, 1970.

Season: 3269, Marv Bateman, 1971; 3044, Craig Smith, 1968; 2990, Rick Partridge, 1977; 2979, Craig Smith, 1967; 2968, Marv Bateman, 1970, Mike Brown, 1974, 2827, Wayne Lammle, 1990; 2800, Mike Brown, 1975; 2579, Jerry Pullman, 1966, Hank Mondanca, 1985.



Matt Kovacevich is in Utah's punting record books for booting 20 punts of 50 yards or longer.

Career: 8561, Craig Smith, 1967-69; 8454, Chris Hunter, 1996-99; 7563, Hank Mondaca, 1982-85; 6237, Marv Bateman, 1969-71; 5768, Mike Brown, 1974-75; 5428, Rick Partridge, 1977-78; 5144, Wayne Lammle, 1987-90; 4985, Dannie Marrelli, 1972-73; 4765, Brian Lewis, 2001-02; 4674, Steve Young, 1991-92; 4656, Carter Cowley, 1951-53.

PUNT AVERAGE

Game: (Min. 5 Punts) 54.14, Marv Bateman vs. Wyoming, 1970, Marv Bateman vs. Wyoming, 1971; 53.20, Marv Bateman vs. Arizona State, 1971; 51.86, Craig Smith vs. San Jose State, 1969; 51.60, Marv Bateman vs. Brigham Young, 1970; 51.50, Carter Cowley vs. Oregon State, 1952; 51.13, Marv Bateman vs. Iowa State, 1970; 51.00, Marv Bateman vs. Colorado State, 1971; 50.50, Don Cruse vs. Brigham Young, 1987; 50.14, Rick Partridge vs. Wyoming, 1978.

Season: (Min. 35 Punts) 48.07, Marv Bateman, 1971; 45.66, Marv Bateman, 1970; 43.97, Rick Partridge, 1977; 43.74, Chris Hunter, 1997; 43.54, Rick Partridge, 1978; 43.19, Milt Smith, 1951; 43.18, Dannie Marrelli, 1972; 42.97, Don Cruse, 1987; 42.60, Brian Lewis, 2002; 41.73, Matt Kovacevich, 2004; 41.64, Jeff Hucko, 1979; 41.61, Craig Smith, 1969.

Career: (Min. 100 Atts.) 46.89, Marv Bateman, 1969-71; 43.77, Rick Partridge, 1977-78; 41.89, Dannie Marrelli, 1972-73; 41.43, Brian Lewis, 2001-02; 41.20, Chris Hunter, 1996-99; 41.07, Matt Kovacevich, 2003-04; 40.99, Jeff Hucko, 1977-80; 40.64, Steve Young, 1991-92; 40.00, Craig Smith, 1967-69; 39.81, Hank Mondaca, 1982-85; 39.57, Wayne Lammle, 1987-90; 39.51, Mike Brown, 1974-75.

UTE INDIVIDUAL RECORDS

PUNTS 50 YARDS OR LONGER

Game: 6, Marv Bateman vs. Wyoming, 1970, Marv Bateman vs. Wyoming, 1971, Marv Bateman vs. Colorado State, 1971, Don Cruse vs. Brigham Young, 1987; 4, 8 times.

Season: 29, Marv Bateman, 1971; 19, Marv Bateman, 1970; 16, Rick Partridge, 1977, Don Cruse, 1987; 15, Jeff Hucko, 1979; 14, Dan Marrelli, 1972, Chris Hunter, 1999; 12, Mike Brown, 1975, Matt Kovacevich, 2003; 11, Craig Smith, 1968; 10, 3 times.

Career: 48, Marv Bateman, 1970-71; 37, Chris Hunter, 1996-99; 26, Rick Partridge, 1977-78; 23, Dan Marrelli; 22, Jeff Hucko, 1977-80, Craig Smith, 1967-69; 21, Hank Mondaca, 1982-85; 20, Matt Kovacevich, 2003-04; 19, Mike Brown, 1974-75; 17, Jason Jones, 1993-94; 16, Don Cruse, 1986-87.

KICKING

FIELD GOALS MADE

Game: 4, Andre Guardi vs. Colorado State, 1985, Tim Wagstaff vs. Colorado State, 1988, Wayne Lammle vs. New Mexico, 1989, Dan Pulsipher vs. Utah State, 1995, Bryan Borreson vs. Indiana, 2002; 3, 25 times (recent: Dan Beardall vs. Wyoming, 2005).

Season: 18, Andre Guardi, 1985; 17, Tim Wagstaff, 1988, Chris Yergensen, 1993, Daniel Pulsipher, 1995; 16, Tom McNamara, 1977, Wayne Lammle, 1989, Dan Beardall, 2005; 14, Gil Alvarez, 1981, Scott Lieber, 1987, Chris Yergensen, 1991, Cletus Truhe, 1997.

Career: 44, Chris Yergensen, 1991-93; 35, Daniel Pulsipher, 1991-96; 34, Andre Guardi, 1983-86; 26, Wayne Lammle, 1987-90; 24, Bryan Borreson, 2002-04; 22, Gil Alvarez, 1979-81; 21, Marv Bateman, 1969-71, Scott Lieber, 1985-88, Cletus Truhe, 1997-99; 20, Matt Kovacevich, 2003-04; 19, Tom McNamara, 1976-77; 17, Tim Wagstaff, 1987-88.

FIELD GOALS ATTEMPTED

Game: 5, Marv Bateman vs. Brigham Young, 1969, Chris Yergensen vs. Wyoming, 1992, Chris Yergensen vs. Idaho, 1993; 4, 17 times (Recent: Dan Beardall vs. Brigham Young, 2005).

Season: 26, Chris Yergensen, 1993; 23, Tom McNamara, 1977; 22, Gil Alvarez, 1981, Andre Guardi, 1985, Tim Wagstaff, 1988, Wayne Lammle, 1989, Daniel Pulsipher, 1995, Cletus Truhe, 1997; 21, Bryan Borreson, 2002; 20, Chris Yergensen, 1991 and 1992.

Career: 66, Chris Yergensen, 1991-93; 54, Daniel Pulsipher, 1991, 94-96; 49, Andre Guardi, 1983-86; 41, Marv Bateman, 1969-71; 39, Wayne Lammle, 1987-90; 37, Bryan Borreson, 2002-04; 35, Gil Alvarez, 1979-81, Cletus Truhe, 1997-99, Ryan Kaneshiro, 1998-2001; 32, Tom McNamara, 1976-77; 30, Scott Lieber, 1985-88; 26, Jeff Hucko, 1977-80.

BEST FIELD GOAL PERCENTAGE

Season: (Min. 15 Attempts) .933, Scott Lieber (14-15), 1987; .842, Dan Beardall (16-19); .818, Andre Guardi (18-22); .773, Tim Wagstaff (17-22), 1988, Daniel Pulsipher (17-22), 1995; .727, Wayne Lammle (16-22), 1989; .700, Chris Yergensen (14-20), 1991; .696, Tom McNamara (16-23), 1977; .654, Chris Yergensen (17-26), 1993; .650, Chris Yergensen (13-20), 1992; .636, Gil Alvarez (14-22), 1981, Cletus Truhe (14-22), 1997.

Career: (Min. 25 Attempts) .700, Scott Lieber (21-30), 1985-88; .694, Andre Guardi (34-49), 1983-86; .667, Wayne Lammle (26-39), 1988-90, Chris Yergensen (44-66), 1991-93; .648, Daniel Pulsipher (35-54), 1991, 94-96, Bryan Borreson (24-37), 2002-04; .629, Gil Alvarez (22-35), 1979-81, Ryan Kaneshiro, 1998-2001; .600, Cletus Truhe (21-35), 1997-99; .594, Tom McNamara (19-32), 1976-77; .538, Jeff Hucko (14-26), 1977-80; .512, Marv Bateman (21-41), 1969-71.

MOST CONSECUTIVE FIELD GOALS

Season: 12, Dan Beardall, 2005; 11, Andre Guardi, 1985, Scott Lieber, 1987.

EXTRA POINT PATS

Game: 9, Gil Alvarez vs. UNLV, 1981, Dan Pulsipher vs. Idaho State, 1994, David Carroll vs. UNLV, 2004, David Carroll vs. Colorado State, 2004; 8, Dan Marrelli vs. New Mexico, 1972, Dan Marrelli vs. Colorado State, 1972, Dan Marrelli vs. UTEP, 1973, Andre Guardi vs. Wyoming, 1983, Cletus Truhe vs. UTEP, 1997; 7, 12 times (Recent: David Carroll vs. Brigham Young, 2004).

Season: 48, Daniel Pulsipher, 1994; 44, David Carroll, 2004; 42, Andre Guardi, 1984; 40, Ryan Kaneshiro, 1988; 39, Fleming Jensen, 1972, Andre Guardi, 1985, Chris Yergensen, 1993, Ryan Kaneshiro, 2001, Dan Beardall, 2005; 37, Dannie Marrelli, 1973, Gil Alvarez, 1981, Daniel Pulsipher, 1996; 36, Andre Guardi, 1983.

Career: 125, Andre Guardi, 1983-86; 116, Daniel Pulsipher, 1991-96; 101, Ryan Kaneshiro, 1998-2001; 83, Chris Yergensen, 1991-93; 80, Bryan Borreson, 2002-04; 68, Gil Alvarez, 1979-81; 61, Scott Lieber, 1985-88; 58, Jeff Hucko, 1977-80; 57, George Boss, 1955-57; 56, Fleming Jensen, 1971-73; 55, Marv Bateman, 1969-71; 53, Cletus Truhe, 1997-99; 51, Wayne Lammle, 1987-90.

EXTRA POINT PAT ATTEMPTS

Game: 10, Dan Marrelli vs. UTEP, 1973; 9, Dan Marrelli vs. Colorado State, 1972, Gil Alvarez vs. UNLV, 1981, Andre Guardi vs. Wyoming, 1983, Dan Pulsipher vs. Idaho State, 1994, David Carroll vs. UNLV, 2004, David Carroll vs. Colorado State, 2004; 8, Dan Marrelli vs. New Mexico, 1972, Cletus Truhe vs. UTEP, 1997; 7, 14 times (Recent: David Carroll vs. Brigham Young, 2004).



Andre Guardi's game, season and career place-kicking records were set from 1983-86.

Season: 48, Daniel Pulsipher, 1994; 45, Dannie Marrelli, 1973; 44, David Carroll, 2004; 42, Fleming Jensen, 1972, Andre Guardi, 1984, Ryan Kaneshiro, 1998, Dan Beardall, 2005; 41, Chris Yergensen, 1993, Ryan Kaneshiro, 2001; 39, Andre Guardi, 1985; 38, Andre Guardi, 1983; 37, Gil Alvarez, 1981, Daniel Pulsipher, 1996.

Career: 127, Andre Guardi, 1983-86; 118, Daniel Pulsipher, 1991-96; 105, Ryan Kaneshiro, 1998-2001; 91, Bryan Borreson, 2002-04; 87, Chris Yergensen, 1991-93; 73, George Boss, 1955-57; 71, Gil Alvarez, 1979-81; 63, Jeff Hucko, 1977-80, Scott Lieber, 1985-88; 60, Fleming Jensen, 1971-73; 57, Cletus Truhe, 1997-99; 53, Wayne Lammle, 1987-90; 45, Dannie Marrelli, 1972-73.

BEST EXTRA POINT PERCENTAGE

Game: (Min. 7 Attempts) 1.000, (9-9) Gil Alvarez vs. UNLV, 1981, Dan Pulsipher vs. Idaho State, 1994, David Carroll vs. UNLV, 2004, David Carroll vs. Colorado State, 2004; 1.000, (8-8) Dan Marrelli vs. New Mexico, 1972, Cletus Truhe vs. UTEP, 1997; 1.000, (7-7) 11 times (recent: David Carroll vs. Brigham Young, 2004).

Season: (Min. 25 Attempts) 1.000, Daniel Pulsipher (48-48), 1994, David Carroll (44-44), 2004, Andre Guardi (42-42), 1984, Andre Guardi (39-39), 1985, Gil Alvarez (37-37), 1981, Daniel Pulsipher (37-37), 1996, Wayne Lammle (31-31), 1989; .968, Jeff Hucko (30-31), 1979; .962, Chris Yergensen (25-26); .960, Marv Bateman (24-25), 1970; .952, Ryan Kaneshiro (40-42), 1998, Dan Beardall (40-42), 2005.

Career: (Min. 50 Attempts) .984, Andre Guardi (125-127), 1983-86; .983, Daniel Pulsipher (116-118), 1991-96; .982, George Boss (56-57), 1955-57; .968, Scott Lieber (61-63), 1985-88; .962, Wayne Lammle (51-53), 1987-90, Ryan Kaneshiro (101-105), 1998-2001; .958, Gil Alvarez (68-71); 1979-81; .954, Chris Yergensen (83-87), 1991-93; .930, Cletus Truhe (54-57), 1997-99; .933, Fleming Jensen (56-60), 1971-73; .921, Jeff Hucko (58-63), 1977-80.

MOST CONSECUTIVE EXTRA POINTS

Career: 95, Andre Guardi (1983-86).

MOST KICK SCORING POINTS

Game: 16, Andre Guardi vs. New Mexico, 1985, Tim Wagstaff vs. Colorado State, 1988, Dan Pulsipher vs. Utah State, 1995; 15, Gil Alvarez vs. UNLV, 1981, Wayne Lammle vs. New Mexico, 1989, David Carroll vs. San Diego State, 2004; 14, Dan Marrelli vs. Wyoming, 1973, Gil Alvarez vs. Portland State, 1981; 13, Andre Guardi vs. Colorado State, 1985, Wayne Lammle vs. UTEP, 1990, Dan Beardall vs. Wyoming, 2005; 12, 4 times.

Season: 93, Andre Guardi, 1985; 90, Chris Yergensen, 1993; 88, Dan Beardall, 2005; 82, Daniel Pulsipher, 1995; 79, Gil Alvarez, 1981, Wayne Lammle, 1989; 78, Ryan Kaneshiro, 2001; 75, Tim Wagstaff, 1988; 72, Daniel Pulsipher, 1994; 69, Scott Lieber, 1987; 67, Dannie Marrelli, 1973, Chris Yergensen, 1991, Daniel Pulsipher, 1996, Cletus Truhe, 1997.

Career: 227, Andre Guardi, 1983-86; 221, Daniel Pulsipher, 1991-96; 215, Chris Yergensen, 1991-93; 167, Ryan Kaneshiro, 1998-2001; 152, Bryan Borreson, 2002-04; 134, Gil Alvarez, 1979-81; 129, Wayne Lammle, 1987-90; 124, Scott Lieber, 1985-88; 118, Marv Bateman, 1969-71, 113, Cletus Truhe, 1997-99; 100, Jeff Hucko, 1977-80; 97, Tom McNamara, 1976-77; 92, Fleming Jensen, 1971-73.

UTE INDIVIDUAL RECORDS

RETURNS (KICK/PUNT)

MOST KICKOFF RETURNS

Game: 9, Darren Hughes vs. Ohio State, 1986; 8, Steve Odom vs. Utah State, 1972, LaVon Edwards vs. Fresno State, 1989; 7, Steve Odom vs. Texas Tech, 1972, Frank Collins vs. Utah State, 1974, Bo Nagahi vs. New Mexico, 2003; 6, 8 times.

Season: 44, Frank Collins, 1974; 41, Steve Odom, 1972; 37, Steve Odom, 1971; 36, Patrick Dyson, 1998-00; 32, LaVon Edwards, 1989; 28, Frank Collins, 1975; 27, Jack Steptoe, 1976, Darren Hughes, 1986; 24, Erroll Tucker, 1985; 22, Mike Cordy, 1976; 21, George Bean, 1950, Steve Odom, 1973, Roland Solomon, 1977, Carl Monroe, 1981, Keith Williams, 1993.

Career: 99, Steve Odom, 1971-73; 77, Frank Collins, 1973-75; 53, LaVon Edwards, 1988-91; 51, Sean Knox, 1987-90; 47, Bo Nagahi, 2001-04; 42, Darren Hughes, 1986-87; 41, Erroll Tucker, 1984-85, Clarence Lawson, 1994-97; 38, Jack Steptoe, 1976-77; 35, Roland Solomon, 1975-78, Carl Monroe, 1981-82.

KICKOFF RETURN YARDS

Game: 205, Charles Smith vs. UTEP, 1967; 193, Darren Hughes vs. Ohio State, 1986, Bo Nagahi vs. New Mexico, 2003; 180, Steve Odom vs. Utah State, 1972; 173, Steve Odom vs. Texas Tech, 1972, Erroll Tucker vs. Hawai'i, 1985; 170, Sean Knox vs. San Diego State, 1990; 168, Bill Boren vs. Denver, 1949; 165, Patrick Dyson vs. San Jose State, 1998; 164, Steve Odom vs. Houston, 1971, LaVon Edwards vs. Fresno State, 1989.

Season: 984, Steve Odom, 1972; 980, Steve Odom, 1971; 907, Frank Collins, 1974; 698, Erroll Tucker, 1985; 659, LaVon Edwards, 1989; 618, Steve Odom, 1973; 602, Darren Hughes, 1986; 588, Jack Steptoe, 1976; 567, Frank Collins, 1975; 544, Charlie Smith, 1967.

Career: 2582, Steve Odom, 1971-73; 1558, Frank Collins, 1973-75; 1143, LaVon Edwards, 1988-91; 1116, Sean Knox, 1987-90; 1109, Bo Nagahi, 2001-04; 1091, Erroll Tucker, 1984-85; 949, Carl Monroe, 1981-82; 935, Patrick Dyson, 1998-00; 905, Darren Hughes, 1986-87; 854, Clarence Lawson, 1994-97; 826, Jack Steptoe, 1976-77; 743, Clifton Smith, 1987-90.

KICKOFF RETURN AVERAGE

Game: (Min. 3 Returns) 55.00, Patrick Dyson vs. San Jose State, 1999; 50.33, Carl Monroe vs. Montana State, 1982; 50.00, Steve Odom vs. Texas Tech, 1973; 43.25, Erroll Tucker vs. Hawai'i, 1985; 42.67, Daniel Jones vs. San Diego State, 1998; 42.00, Keith Williams vs. Wyoming, 1993; 41.00, Daniel Jones vs. Brigham Young, 1998; 38.00, Erroll Tucker vs. Brigham Young, 1985, Clifton Smith vs. New Mexico, 1989; 34.17, Charles Smith vs. UTEP, 1967.

Season: (Min. 12 Returns) 30.07, Carl Monroe, 1982; 29.43, Steve Odom, 1973; 29.08, Erroll Tucker, 1985; 27.20, Charlie Smith, 1967; 26.49, Steve Odom, 1971; 26.46, Reggie Wilson, 1981; 26.10, James Street, 1968; 25.81, Keith Williams, 1993; 25.50, Clifton Smith, 1989, Bo Nagahi, 2003; 25.35, Daniel Jones, 1998.

Career: (Min. 25 Returns) 27.11, Carl Monroe, 1981-82; 26.61, Erroll Tucker, 1984-85; 26.08, Steve Odom, 1971-73, Larry Wilson, 1957-59; 25.97, Patrick Dyson, 1998-00; 25.32, Keith Williams, 1991-93; 25.24, William Hunter, 1969-70; 23.60, Bo Nagahi, 2001-04; 23.22, Clifton Smith, 1987-90; 23.20, Kevin Dyson, 1994-97; 22.52, Reggie Wilson, 1980-83; 21.88, Sean Knox, 1987-90.

KICKOFF RETURNS FOR TD

Game: 1, 16 times (recent: Morgan Scalley vs. UNLV, 2004).

Season: 2, Erroll Tucker, 1985, Daniel Jones, 1998; 1, 11 times (recent: Patrick Dyson, 2000).

Career: 2, Steve Odom, 1971-73, Erroll Tucker, 1984-85, Daniel Jones, 1997-98, Patrick Dyson, 1998-2000; 1, 9 times.

MOST PUNT RETURNS

Game: 9, LaVon Edwards vs. Utah State, 1989; 8, Henry Lusk vs. Utah State, 1995; 7, Cannon Parkinson vs. Idaho State, 1948, Henry Lusk vs. UTEP, 1995, Steve Smith vs. Brigham Young, 1999; 6, Joe Galarze vs. Arizona, 1969, James Wilson vs. Idaho State, 1978, LaVon Edwards vs. Colorado State, 1988, David Kozlowski vs. Idaho State, 1994, Courtney Richins vs. UNLV, 1999, Eric Weddle vs. San Diego State, 2005.

Season: 43, Steve Smith, 2000; 34, Henry Lusk, 1995; 31, Daniel Jones, 1998; 30, Gary Adelt, 1941, LaVon Edwards, 1990 and 1991, David Kozlowski, 1994; 29, Steve Smith, 1999; 28, Sean Williams, 1992; 27, Reggie Wilson, 1981; 26, Roland Solomon, 1977, LaVon Edwards, 1998 and 1989.



In 1985, Erroll Tucker became the first person ever to lead the nation in both punt and kickoff return average.

Career: 112, LaVon Edwards, 1988-91; 72, Steve Smith, 1999-00; 70, Reggie Wilson, 1980-83; 56, Henry Lusk, 1991-95; 51, Morgan Scalley, 2001-04; 50, Gay Adelt, 1940-41; 45, Scott Robbins, 1969-71; 44, Eric Weddle, 2003-05; 43, Roland Solomon, 1975, 77-78; 38, Erroll Tucker, 1984-85; 35, Sean Williams, 1989-92; 31, David Kozlowski, 1992-95, Daniel Jones, 1997-98.

PUNT RETURN YARDS

Game: 163, Steve Smith vs. New Mexico, 1999; 152, Erroll Tucker vs. Brigham Young, 1985; 115, Don McGivney vs. Colorado State, 1957; 114, Steve Odom vs. UTEP, 1972; 112, Erroll Tucker vs. UTEP, 1985; 111, Clifton Smith vs. Utah State, 1987; 110, Steve Smith vs. Air Force, 1999; 108, Sean Williams vs. UTEP, 1992, Courtney Richins vs. UNLV, 1999; 99, Steve Odom vs. Utah State, 1973.

Season: 495, Steve Smith, 1999; 389, Erroll Tucker, 1985; 365, Steve Smith, 2000; 356, Frank Nelson, 1949; 304, Steve Odom, 1973; 289, LaVon Edwards, 1988; 284, Henry Lusk, 1995; 280, Sean Williams, 1992; 270, Morgan Scalley, 2002; 262, Daniel Jones, 1998; 257, Erroll Tucker, 1984; 250, LaVon Edwards, 1990; 249, Morgan Scalley, 2001; 245, Reggie Wilson, 1981.

Career: 892, LaVon Edwards, 1988-91; 860, Steve Smith, 1999-00; 646, Erroll Tucker, 1984-85; 598, Gay Adelt, 1940-41; 548, Steve Odom, 1971-73; 517, Morgan Scalley, 2001-03; 476, Henry Lusk, 1991-95; 447, Reggie Wilson, 1980-83; 364, Eric Weddle, 2003-05; 316, Sean Williams, 1989-92; 289, Louis Thomas, 1967-68; 262, Daniel Jones, 1997-98; 249, Scott Robbins, 1969-71.

PUNT RETURN AVERAGE

Game: (Min. 3 Returns) 40.75, Steve Smith vs. New Mexico, 1999; 33.00, Steve Odom vs. Utah State, 1973; 28.00, Erroll Tucker vs. UTEP, 1985; 23.50, Louis Thomas vs. Brigham Young, 1968; 23.00, LaVon Edwards vs. Utah State, 1988; 22.25, Kevin Dyson vs. New Mexico, 1997; 22.20, Clifton Smith vs. Utah State, 1987; 21.60, Sean Williams vs. UTEP, 1992; 20.25, Steve Odom vs. Arizona State, 1973; 20.00, James Street vs. Minnesota, 1967.

Season: (Min. 12 Returns) 24.31, Erroll Tucker, 1985; 23.38, Steve Odom, 1973; 17.43, Steve Odom, 1972; 17.10, Steve Smith, 1999; 15.93, Louis Thomas, 1968; 15.42, Clifton Smith, 1987; 14.67, Frank Branham, 1952; 11.68, Erroll Tucker, 1984; 11.25, Morgan Scalley, 2002; 11.15, Kevin Dyson, 1997; 11.12, LaVon Edwards, 1988.

Career: (Min. 25 Returns) 20.30, Steve Odom, 1971-73; 17.00, Erroll Tucker, 1984-85; 11.96, Gay Adelt, 1940-41; 11.94, Steve Smith, 1999-00; 10.14, Morgan Scalley, 2001-04; 9.03, Sean Williams, 1989-92; 8.50, Henry Lusk, 1991-95; 8.45, Daniel Jones, 1997-98; 8.27, Eric Weddle, 2003-05; 7.96, LaVon Edwards, 1988-91; 7.88, William Cravens, 1960-62; 6.39, Reggie Wilson, 1980-83; 5.53, Scott Robbins, 1969-71.

PUNT RETURN TOUCHDOWNS

Game: 2, Steve Smith vs. New Mexico, 1999.

Season: 3, Steve Smith, 1999; 2, Steve Odom, 1972 and 1973, Erroll Tucker, 1985; 1, 12 times.

Career: 4, Steve Odom, 1971-73, Steve Smith, 1999-00; 3, Erroll Tucker, 1984-85; 2, Steve Odom, 1971-73.

UTE INDIVIDUAL RECORDS

ALL-PURPOSE

PLAYS

Games: 46, Carl Monroe vs. UTEP, 1982; 41, Carl Monroe vs. Brigham Young, 1982; 35, Jamal Anderson vs. Brigham Young, 1993, Juan Johnson vs. Tulsa, 1996; 34, Carl Monroe vs. Hawai'i, 1982, Juan Johnson vs. New Mexico, 1996; 33, Mike Anderson vs. New Mexico, 1999; 32, 4 times.

Season: 339, Carl Monroe, 1982; 263, Dameon Hunter, 2001; 246, Mike Anderson, 1998; 231, Keith Williams, 1991; 230, Quinton Ganther, 2005; 219, Tony Lindsay, 1978; 217, Eddie Lewis, 1985; 215, Tony Lindsay, 1980; 205, Charlie Smith, 1967; 199, Clifton Smith, 1989; 198, Mike Anderson, 1999; 196, Juan Johnson, 1995, Steve Savoy, 2004; 194, Robert Woodson, 1966.

Career: 698, Tony Lindsay, 1977-80; 660, Eddie Johnson, 1984-88; 604, Juan Johnson, 1994-97; 532, Del Rodgers, 1978-81; 493, Keith Williams, 1991-93; 478, Chris Fuamatu-Ma'afala, 1995-97; 473, Carl Monroe, 1981-82; 444, Mike Anderson, 1998-99; 441, Ike Spencer, 1972-74; 413, Eddie Lewis, 1982-85; 401, Steve Peake, 1974-77.

ALL-PURPOSE YARDS

Game: 328, Carl Monroe vs. Montana State, 1982; 303, Steve Odom vs. Colorado State, 1972; 302, Steve Odom vs. Arizona State, 1972; 278, Carl Harry vs. Idaho State, 1988; 265, Roosevelt Hutchins vs. New Mexico, 1973; 264, Charles Smith vs. UTEP, 1967; 259, Chris Fuamatu-Ma'afala vs. UTEP, 1996; 256, Steve Odom vs. Utah State, 1972; 252, Carl Monroe vs. UTEP, 1982; 250, Del Rodgers vs. Wyoming, 1981.



Tony Lindsay holds Utah's career record for all-purpose plays, accumulating 698 from 1977-80.

Season: 2036, Carl Monroe, 1982; 1950, Steve Odom, 1972; 1709, Steve Odom, 1973; 1587, Daniel Jones, 1998; 1545, Steve Smith, 1999; 1489, Clifton Smith, 1989; 1475, Steve Smith, 2000; 1466, Dameon Hunter, 2001; 1434, Quinton Ganther, 2005; 1424, Charlie Smith, 1967; 1372, Jack Steptoe, 1976; 1365, Steve Savoy, 2004; 1364, Louis Thomas, 1968; 1343, Del Rodgers, 1981.

Career: 4755, Steve Odom, 1971-73; 4074, Eddie Johnson, 1984-88; 3561, Kevin Dyson, 1994-97; 3526, Bryan Rowley, 1989-93; 3470, Tony Lindsay, 1977-80; 3361, Keith Williams, 1991-93; 3227, Carl Monroe, 1981-82; 3107, Clifton Smith, 1987-90; 3051, Del Rodgers, 1978-81; 3020, Steve Smith, 1999-00; 2768, Juan Johnson, 1994-97.

SCORING

MOST POINTS

Game: 32, Larry Wilson vs. Arizona, 1959; 24, Don Peterson vs. Utah State, 1953, Allen Jacobs vs. Brigham Young, 1964, Del Rodgers vs. UTEP, 1979, Del Rodgers vs. Northwestern, 1981, Eddie Johnson vs. Brigham Young, 1988, Dennis Smith vs. Utah State, 1989, Dennis Smith vs. Brigham Young, 1989, Charlie Brown vs. UTEP, 1994, Juan Johnson vs. Fresno State, 1996, Mike Anderson vs. UNLV, 1999, Steve Smith vs. Air Force, 1999, Marty Johnson vs. Air Force, 2004.

Season: 110, Dennis Smith, 1989; 102, Steve Savoy, 2004; 100, Frank Christensen, 1930; 93, Andre Guardi, 1985; 92, Carl Harry, 1988; 90, Eddie Johnson, 1988, Chris Yergensen, 1993, Marty Johnson, 2004; 88, Del Rodgers, 1971, Daniel Pulsipher, 1995, Dan Beardall, 2005; 86, Jamal Anderson, 1993; 84, Larry Wilson, 1959, Paris Warren, 2004; 80, Steve Odom, 1972.

Career: 235, Frank Christensen, 1930-32; 227, Andre Guardi, 1983-86; Daniel Pulsipher, 1991-96; 215, Chris Yergensen, 1991-93; 210, Eddie Johnson, 1984-88; 198, Del Rodgers, 1978-81; 160, Dennis Smith, 1986-89; 158, Steve Odom, 1971-73, Bryan Rowley, 1989-93; 146, Steve Savoy, 2003-04; 144, Juan Johnson, 1994-97; 140, Mark Stevens, 1983-84.

POINTS PER GAME

Season: 9.17, Dennis Smith, 1989; 8.50, Steve Savoy, 2004; 8.45, Andre Guardi, 1985; 8.40, Larry Wilson, 1959; 8.36, Carl Harry, 1988; 8.18, Eddie Johnson, 1988, Chris Yergensen, 1993; 8.00, Del Rodgers, 1981, Daniel Pulsipher, 1995; 7.50, Tim Wagstaff, 1988, Marty Johnson, 2004; 9.33, Dan Beardall, 2005; 7.27, Steve Odom, 1972.

Career: (Min. 15 Games) 7.09, Daniel Pulsipher, 1991-96; 6.52, Chris Yergensen, 1991-93; 6.29, Mike Anderson, 1998-99; 6.14, Andre Guardi, 1983-86; 6.09, Mark Stevens, 1983-84; 6.08, Steve Savoy, 2004; 6.00, Adam Tate, 2000-01; 5.83, Gil Alvarez, 1979-81; 5.58, Eddie Lewis, 1982-85; 5.57, Wayne Lammle, 1987-90; 5.35, Del Rodgers, 1978-81; 5.00, Jamal Anderson, 1992-93; 4.67, Eddie Johnson, 1984-88, Chris Fuamatu-Ma'afala, 1995-97.



Frank Christensen's career scoring tally of 235 points from 1930-32 still stands as the school record today.

MOST TOUCHDOWNS

Game: 5, Larry Wilson vs. Arizona, 1959; 4, Don Peterson vs. Utah State, 1953, Allen Jacobs vs. Brigham Young, 1964, Del Rodgers vs. UTEP, 1979, Del Rodgers vs. Northwestern, 1981, Eddie Johnson vs. Brigham Young, 1988, Dennis Smith vs. Utah State, 1989, Dennis Smith vs. Brigham Young, 1989, Charlie Brown vs. UTEP, 1994, Juan Johnson vs. Fresno State, 1996, Mike Anderson vs. UNLV, 1999, Marty Johnson vs. Air Force, 2004.

Season: 18, Dennis Smith, 1989; 17, Steve Savoy, 2004; 15, Eddie Johnson, 1988, Marty Johnson, 2004; 14, Del Rodgers, 1981, Carl Harry, 1988, Jamal Anderson, 1993, Paris Warren, 2004; 13, Frank Christensen, 1930, Larry Wilson, 1959, Steve Odom, 1972, Mark Stevens, 1984, Charlie Brown, 1994, Mike Anderson, 1998, Adam Tate, 2001.

Career: 35, Eddie Johnson, 1984-88; 32, Del Rodgers, 1978-81; 26, Steve Odom, 1971-73, Bryan Rowley, 1989-93; 25, Dennis Smith, 1986-89; 24, Juan Johnson, 1994-97, Steve Savoy, 2003-04; 23, Mark Stevens, 1983-84, Chris Fuamatu-Ma'afala, 1995-97; 22, Eddie Lewis, 1982-85, Mike Anderson, 1998-99; 20, Larry Wilson, 1957-59, Tony Lindsay, 1977-80, Carl Harry, 1986-88, Adam Tate, 2000-01, Brandon Warfield, 2002-03.

UTE INDIVIDUAL RECORDS

DEFENSE

UNASSISTED TACKLES

Game: 14, Bill Gompf vs. UNLV, 1979, Dave Revill vs. Michigan, 2002; 13, Larry Stone vs. Army, 1967, Steve Marshall vs. Texas Tech, 1973, Eric Jacobsen vs. Boise State, 1987; 12, Scott Robbins vs. Wyoming, 1970, Scott Robbins vs. Oregon, 1971, Jeff Griffin vs. Nebraska, 1980, Blaine Berger vs. UTEP, 1992; 11, 13 times.

Season: 92, Eric Jacobsen, 1987; 82, Eric Jacobsen, 1988; 79, Mark Bosch, 1983; 75, John Huddleston, 1974, Greg Smith, 1987, Joe Clausi, 1989; 74, Garland Harris, 1989; 73, Reggie Alston, 1991, Anthony Davis, 1991; 70, Garland Harris, 1988.

Career: 207, Eric Jacobsen, 1984-88; 203, Garland Harris, 1986-89; 196, Sean Knox, 1987-90; 177, Greg Smith, 1985-88; 170, Frank Bonifacio, 1986-90; 162, Mark Bosch, 1981-84, Harold Lusk, 1993-96; 158, Robert Love, 1995-98; 152, LaVon Edwards, 1988-91; 151, Jeff Griffin, 1977-80.

ASSISTED TACKLES

Game: 23, Gary Keller vs. Utah State, 1968; 21, Larry Stone vs. Oregon State, 1968, Gary Keller vs. New Mexico, 1973; 20, Larry Stone vs. Utah State, 1968, Elliott Hagood vs. New Mexico, 1970; 18, John Stipech vs. Utah State, 1966; 17, 5 times.

Season: 146, Mark Bosch, 1982; 111, John Huddleston, 1975, Bill Gompf, 1979; 100, Bill Gompf, 1981; 95, Mike Bailey, 1977; 90, Mike Bailey, 1978, Jeff Lyall, 1978; 83, Mark Bosch, 1983; 82, John Huddleston, 1974; 78, Mike Bailey, 1976.



Luther Elliss has Utah's career record for tackles for loss. Elliss posted 47 tackles for loss from 1991-94.

Career: 333, Mark Bosch, 1981-84; 295, Bill Gompf, 1978-81; 281, Mike Bailey, 1975-78; 217, Jay Fairman, 1979-83; 193, John Huddleston, 1974-75; 184, Spencer Toone, 2003-05; 179, Gene LaRocque, 1977-80; 167, Mark Anderson, 1978-81; 158, Steve Clark, 1978-81; 153, Jeff Griffin, 1977-80; 151, Derek Washington, 1975-78.

TOTAL TACKLES

Game: 30, Larry Stone vs. Oregon State, 1968; 25, Gary Keller vs. Utah State, 1968; 23, Elliott Hagood vs. New Mexico, 1970, Elliott Hagood vs. Arizona, 1972, Gary Keller vs. New Mexico, 1973, John Huddleston vs. Utah State, 1975, Mark Jackson vs. New Mexico, 1985; 22, Larry Stone vs. Utah State, 1968; 21, Fred McFarren vs. Oregon State, 1968, Elliott Hagood vs. New Mexico, 1972.

Season: 174, John Huddleston, 1975; 172, Mark Bosch, 1982; 162, Mark Bosch, 1983; 157, John Huddleston, 1974; 143, Bill Gompf, 1979; 141, Eric Jacobsen, 1988; 139, Reggie Alston, 1991; 138, Eric Jacobsen, 1987; 132, Mike Bailey, 1977; 128, Bill Gompf, 1981.

Career: 495, Mark Bosch, 1981-84; 401, Mike Bailey, 1975-78; 380, Bill Gompf, 1978-81; 338, Eric Jacobsen, 1984-88; 331, John Huddleston, 1974-75; 324, Garland Harris, 1986-89; 322, Jay Fairman, 1979-83; 308, Greg Smith, 1985-88; 304, Jeff Griffin, 1977-80; 293, Spencer Toone, 2003-05; 285, Harold Lusk, 1993-96.

TACKLES FOR LOSS

Game: 6, Jeff Reyes vs. Hawaii, 1983; 5, John Frank vs. Boise State, 1999, Jason Kaufusi vs. Arizona, 2002; 4, 11 times (Recent: Tommy Hackenbruck vs. New Mexico, 2004).

Season: 28, Joe Clausi, 1989; 21, Jimmy Bellamy, 1991; 20, Filipo Mokofisi, 1984, John Frank, 1999; 18, John Frank, 1998; 17, Bronzell Miller, 1994; 16, Luther Elliss, 1992, Jason Kaufusi, 2000; 15, Kevin Polston, 1985, Gamaliel Rivers, 1985, Jeff Reyes, 1983, Garrett Smith, 2000; 14, Sharrieff Shah, 1991, Anthony Davis, 1990, Steve Fifita, 2005.


Career: 47, Luther Elliss, 1991-94, Filipo Mokofisi, 1982-85; 38.5, Jason Kaufusi, 2000-02; 34.5, Garrett Smith, 1999-2002; 34, Jimmy Bellamy, 1990-91; 33, Dave Chaytors, 1989-92; 32.5, Steve Fifita, 2002-05; 30, Joe Clausi, 1988-89; 29, Blaine Berger, 1990-93, John Frank, 1996-99; 26, Bronzell Miller, 1993-94, Jeff Reyes, 1980-83.

TACKLES FOR LOSS YARDAGE

Game: 33, Jeff Reyes vs. Hawaii, 1983; 32, Armand Boglin vs. TCU, 1996; 30, John Frank vs. Boise State, 1999; 29, Kevin Polston vs. Utah State, 1985, Jason Kaufusi vs. Arizona, 2002; 28, John Frank vs. Fresno State, 1998; 27, Jimmy Bellamy vs. UTEP, 1990, Bronzell Miller vs. Oregon, 1994; 26, Anthony Davis vs. New Mexico, 1990; 25, Phil Glover vs. Louisville, 1997, Richard Seals vs. Boise State, 1998.

Season: 132, Bronzell Miller, 1994; 120, Joe Clausi, 1989; 119, Jimmy Bellamy, 1991; 112, John Frank, 1999; 91, Luther Elliss, 1993; 90, Jimmy Bellamy, 1990; 81, Sharrieff Shah, 1991; 76, John Frank, 1998; 66, Phil Glover, 1997; 62, Chad Kauhaahaa, 1995.

Career: 221, John Frank, 1996-99; 210, Luther Elliss, 1991-94; 209, Jimmy Bellamy, 1990-91; 179, Bronzell Miller, 1993-94; 136, Joe Clausi, 1988-89; 127, Steve Fifita, 2002-05; 117, Nate Kia, 1994-96; 114, Anthony Davis, 1990-91, Blaine Berger, 1990-93; 113, Dave Chaytors, 1989-92; 110, Chad Kauhaahaa, 1995-96.



Jeff Reyes had four sacks against Hawaii in 1983, which ties him for the school record with two others.

SACKS

Game: 4, Jeff Reyes vs. Hawaii, 1983, Kevin Polston vs. Utah State, 1985, John Frank vs. Boise State, 1999; 3, Matt Phelps vs. Wyoming, 1979, Peter Owens vs. Hawaii, 1983, Anthony Davis vs. New Mexico, 1990, Jimmy Bellamy vs. Utah State, 1991, Blaine Berger vs. Wyoming, 1992, Bronzell Miller vs. Utah State, 1993, Chuck Pine vs. Louisiana-Monroe, 1999.

Season: 15, Jimmy Bellamy, 1991; 14, Jeff Reyes, 1983; 13, John Frank, 1999; 12, Steve Clark, 1981, Bronzell Miller, 1994; 11, Kevin Polston, 1985; 10, Jimmy Bellamy, 1990, John Frank, 1998, Garrett Smith, 2000; 9, Mark Anderson, 1981, Filipo Mokofisi, 1984, Joe Clausi, 1989, Luther Elliss, 1993, Richard Seals, 1999.

Career: 27, John Frank, 1996-99; 26, Filipo Mokofisi, 1982-85; 25, Jeff Reyes, 1980-83, Jimmy Bellamy, 1990-91; 20, Steve Clark, 1978-81; 19, Jason Kaufusi, 2000-02; 18, Luther Elliss, 1991-94; 17, Bronzell Miller, 1993-94; 15, Mark Anderson, 1978-81, Garrett Smith, 1999-2002; 14, Richard Seals, 1996-99; 13.5, Steve Fifita, 2002-05; 13, Peter Owens, 1980-84, Blaine Berger, 1990-93, Nate Kia, 1993-96.

SACK YARDAGE

Game: 30, Peter Owens vs. Hawaii, 1983; 29, Kevin Polston vs. Utah State, 1985, John Frank vs. Boise State, 1999; 28, Jeff Reyes vs. Hawaii, 1983; 27, Bronzell Miller vs. Oregon, 1994; 26, Anthony Davis vs. New Mexico, 1990; 25, Haloti Moala vs. Arizona State, 1985, Richard Seals vs. Boise State, 1998; 24, Sean Robertson vs. Utah State, 1987, Armand Boglin vs. TCU, 1996, Jason Kaufusi vs. Arizona, 2002.

UTE INDIVIDUAL RECORDS

Season: 114, Bronzell Miller, 1994; 101, Jimmy Bellamy, 1991; 89, John Frank, 1999; 71, Jimmy Bellamy, 1990; 68, Luther Elliss, 1993; 66, Joe Clausi, 1989; 58, Andy Bowers; 56, John Frank, 1998; 49, Keith Embray, 1991, Chad Kauhaahaa, 1995; 48, Sharrieff Shah, 1991, Richard Seals, 1999; 46, Phil Glover, 1997, Josh Savage, 2002.

Career: 177, John Frank, 1996-99; 172, Jimmy Bellamy, 1990-91; 153, Bronzell Miller, 1993-94; 119, Luther Elliss, 1991-94; 104, Jason Kaufusi, 2000-02; 88, John Frank, 1997-98; 86, Blaine Berger, 1990-93, Nate Kia, 1993-96, Richard Seals, 1996-99; 84, Chad Kauhaahaa, 1993-96; 82, Joe Clausi, 1988-89; 81, Steve Fifita, 2002-05; 79, Armand Boglin, 1995-96, Josh Savage, 2000-03; 76, Anthony Davis, 1990-91.

MOST INTERCEPTIONS

Game: 4, Frank Nelson vs. Colorado, 1946; 3, Norm Thompson vs. UTEP, 1970, Eric Jacobsen vs. Hawaii, 1987; 2, 46 times.

Season: 8, C.D. Lowery, 1964; 7, Gil Tobler, 1948, Norm Thompson, 1970, Eric Jacobsen, 1987; 6, Gary Barker, 1967, Lawrence Eldracher, 1972, Bill Gompf, 1979, Erroll Tucker, 1985, LaVon Edwards, 1988, Ernest Boyd, 1993 and 1994, Kareem Leary, 1994, Harold Lusk, 1995 and 1996, Andre Dyson, 1999, Jay Hill, 1999, Morgan Scalley, 2004.

Career: 19, Harold Lusk, 1993-96; 17, LaVon Edwards, 1988-91; 15, Sean Knox, 1987-90; 13, Jerry Pullman, 1964-66, Jeff Griffin, 1977-80; Reggie Richardson, 1982-85, Andre Dyson, 1997-00; 12, Norm Thompson, 1969-70, Ernest Boyd, 1993-94; 11, Eric Jacobsen, 1984-88; 10, Bill Gompf, 1978-81, Mark Swanson, 1990-93, Eric Weddle, 2003-05.



Andre Dyson scored four touchdowns off interceptions during his career from 1997-2000—a school record.

INTERCEPTION RETURN YARDS

Game: 130, Harold Lusk vs. Colorado State, 1994; 107, Erroll Tucker vs. Utah State, 1985; 100, Gary Barker vs. Brigham Young, 1967; 97, Paul Cook vs. Oregon State, 1951, Norm Thompson vs. Wyoming, 1969, Brandon Dart vs. Oregon, 1995; 95, Bob Jenkins vs. Wyoming, 1985; 86, Erroll Tucker vs. San Diego State, 1985; 84, Dan Clary vs. Idaho State, 1978; 82, Derek Daniels vs. Brigham Young, 1977.

Season: 259, Norm Thompson, 1969; 215, Erroll Tucker, 1985; 184, Harold Lusk, 1994; 183, Gary Barker, 1967; 147, Jeff Griffin, 1978; 140, Kareem Leary, 1994; 126, Ernest Boyd, 1993; 119, C.D. Lowery, 1964; 118, Paul Cook, 1953; 115, Andre Dyson, 2000; 97, Brandon Dart, 1995.

Career: 333, Harold Lusk, 1993-96; 332, Norm Thompson, 1969-70; 265, Jeff Griffin, 1977-80; 230, Paul Cook, 1951-53; 223, Erroll Tucker, 1984-85; 203, Bill Gompf, 1978-81; 190, Kareem Leary, 1992, 94; 185, Gary Barker, 1967-69; 172, Andre Dyson, 1997-00; 171, Ernest Boyd, 1993-94; 142, LaVon Edwards, 1988-91; 138, Morgan Scalley, 2001-04.

INTERCEPTION TOUCHDOWNS

Game: 2, Erroll Tucker vs. Utah State, 1985; 1, 41 times (Recent: Eric Weddle vs. Arizona, 2005).

Season: 3, Norm Thompson, 1969, Jeff Griffin, 1978, Erroll Tucker, 1985, Andre Dyson, 2000; 2, David Walker, 1970, Kareem Leary, 1994, Jay Hill, 1999; 1, 27 times (recent: Eric Weddle, 2005).

Career: 4, Andre Dyson, 1997-00; 3, Norm Thompson, 1969-70, Jeff Griffin, 1977-80, Erroll Tucker, 1984-85; 2, David Walker, 1969-70, Mark Anderson, 1978-81, Kareem Leary, 1992, 94, Harold Lusk, 1993-96, Jay Hill, 1998-99; 1, 25 times (recent: Eric Weddle, 2005).

PASS BREAK UPS

Game: 4, Erroll Tucker vs. Air Force, 1984, Clarence Fields vs. Boise State, 1987, Kareem Leary vs. Colorado State, 1994, Clarence Lawson vs. SMU, 1996, Eric Weddle vs. New Mexico, 2005; 3, 31 times (recent: Eric Weddle vs. Wyoming, 2005).

Season: 17, Kareem Leary, 1994, Andre Dyson, 1999 and 2000; 14, LaVon Edwards, 1991; 13, Sean Knox, 1987; 12, Sean Knox, 1989, LaVon Edwards, 1990, Clarence Lawson, 1996, Eric Weddle, 2005; 11, Mark Swanson, 1991, Teneil Ethridge, 1997 and 1998, Andre Dyson, 1998.

Career: 47, Andre Dyson, 1997-00; 42, Sean Knox, 1987-90, LaVon Edwards, 1988-91; 27, Clarence Lawson, 1994-97; 24, Jeff Griffin, 1977-80; 23, Teneil Ethridge, 1995-98; 21, Mark Swanson, 1990-93, Kareem Leary, 1992-94, Eric Weddle, 2003-05; 19, Reggie Richardson, 1982-85; 18, Bill Gompf, 1978-81, Pat Kennedy, 1985-89, Harold Lusk, 1993-96.

FUMBLES CAUSED

Game: 2, Kenneth Harris vs. Utah State, 1978, Mark Rexford vs. San Diego State, 1994, Bronzell Miller vs. San Diego State, 1994, Chad Kauhaahaa vs. Wyoming, 1995, Jay Hill vs. Washington State, 1999, Ryan Smith vs. Air Force, 2004.



Arnold Parker caused eight fumbles—tied for the most in school history—during his career from 2000-03.

Season: 5, Eric Jacobsen, 1987, Bronzell Miller, 1994, Tommy Hackenbruck, 2004; 4, Jeff Reyes, 1983, Filipino Mokofisi, 1984, Mark Rexford, 1994, Dave Revill, 2003, Arnold Parker, 2003; 3, 17 times (recent: Eric Weddle, 2005).

Career: 8, Arnold Parker, 2000-03, Eric Weddle, 2003-05; 7, Filipino Mokofisi, 1982-85, Bronzell Miller, 1993-94; 6, Jeff Reyes, 1980-83, Eric Jacobsen, 1984, 86-88, Sharrieff Shah, 1990-93, Mark Rexford, 1993-94, Tommy Hackenbruck, 2001-04; 5, Bill Gompf, 1978-81, Jay Fairman, 1979-83, Jeff Griffin, 1977-80, Jeff Kaufusi, 1994-96, John Frank, 1996-99.

FUMBLES RECOVERED

Game: 3, William Lucas vs. Arizona State, 1972, Kevin Robertson vs. Cal State-Fullerton, 1980.

Season: 6, Eric Jacobsen, 1987; 5, John Huddleston, 1975, Jeff Griffin, 1977; 4, Ron Small, 1975, Guy Morrell, 1977, Walt Kaufman, 1977, Jeff Lyall, 1978, Mark Blossch, 1982, Kevin Polston, 1985, Corey Dodds, 2003, Lewis Powell, 2003; 3, 13 times (recent: Spencer Toone, 2004).

Career: 9, Eric Jacobsen, 1984-88; 8, John Huddleston, 1974-75, Walter Kaufman, 1975-77, Jeff Griffin, 1977-80; 7, Guy Morrell, 1975-78; 6, Leonard Marchese, 1981-83, Erroll Tucker, 1984-85, Lewis Powell, 2001-03; 5, Ron Small, 1975-76, Vincent Brock, 1976-79, Steve Clark, 1978-81, Filipino Mokofisi, 1982-85, Kevin Polston, 1984-85, Spencer Toone, 2003-05.

UTE TEAM RECORDS

STREAKS

Longest Winning Streak

18, Nov. 1, 2003-Sep 10, 2005
 16, Nov. 29, 1928-Nov. 27, 1930
 11, Oct. 15, 1904-Oct. 28, 1905
 9, Nov. 8, 1952-Oct. 24, 1953

Longest Losing Streak

9, Nov. 24, 1973-Nov. 2, 1974
 9, Nov. 16, 1985-Nov. 1, 1986
 8, Nov. 18, 1975-Sept. 26, 1976

Home Winning Streak

26, Nov. 19, 1928-Oct. 13, 1934
 11, Nov. 30, 1905-Nov. 14, 1908
 11, Sept. 27, 1947-Nov. 25, 1948

Home Losing Streak

6, Sept. 25, 1954-Sept. 17, 1955
 5, Oct. 14, 1967-Sept. 28, 1968
 5, Nov. 24, 1973-Nov. 2, 1974

Road Winning Streak (includes neutral)

11, Sept. 27, 2003-Jan. 1, 2005
 7, Oct. 16, 1925-Dec. 18, 1926
 6, Oct. 26, 1929-Nov. 15, 1930
 6, Oct. 18, 1952-Oct. 10, 1953

Road Losing Streak (includes neutral)

17, Dec. 1, 1973-Oct. 23, 1976
 9, Sept. 3, 1983-Sept. 29, 1984

SCORING

Most Points Scored

129, Oct. 28, 1905 vs. Ft. Douglas (129-0)
 107, Nov. 5, 1904 vs. Ft. Douglas (107-5)

Most Points Scored (NCAA games)

97, Oct. 28, 1911 vs. Montana State (97-0)
 82, Sept. 22, 1973 vs. UTEP (82-6)

Most Points Allowed

70, Nov. 18, 1989 vs. BYU (70-31)
 67, Sept. 23, 1989 vs. Hawaii (67-20)

Largest Winning Margin (NCAA games)

97, Nov. 28, 1911 vs. Montana State (97-0)
 79, Oct. 13, 1923 vs. Wyoming (79-0)

Largest Losing Margin (NCAA games)

64, Nov. 13, 1943, Colorado College (64-0)
 63, Oct. 23, 1920 vs. California (63-0)



Marty Johnson scored 14 of Utah's school-record 36 rushing touchdowns in Utah's 12-0 season in 2004.

RUSHING

MOST CARRIES

Game: 74 vs. San Diego St, 1983; 71 vs. Brigham Young, 1959, vs. UTEP, 1982; 69 vs. UNLV, 1980; 68 vs. UNLV, 1982; 66 vs. Denver, 1952, vs. Idaho State, 1978, vs. UTEP, 1978, vs. Colorado State, 1981, vs. New Mexico, 1991.

Season: 674, 1984; 624, 1979; 613, 1982; 577, 1978; 558, 1981; 551, 1959; 545, 1964; 541, 1964; 539, 2003; 538, 1983; 532, 1980.

NET RUSHING YARDS

Game: 478 vs. New Mexico, 1991; 452 vs. Idaho, 1959; 448 vs. UNLV, 1980; 436 vs. UTEP, 1984; 432 vs. New Mexico, 1969; 406 vs. Montana State, 1951; 404 vs. Weber State, 1984; 399 vs. Northwestern, 1981; 386 vs. Indiana, 2002; 382 vs. Air Force, 2001; 380 vs. Colorado State, 1972; 377 vs. UNLV, 1981.

Season: 3263, 1984; 2870, 1979; 2833, 2004; 2666, 1982; 2644, 1981; 2570, 1959; 2568, 1983; 2506, 1969; 2496, 1953; 2408, 2001; 2266, 1998.

NET RUSHING YARDS PER GAME

Season: 271.92, 1984; 257.00, 1959; 256.8, 1941; 250.60, 1969; 249.60, 1953; 242.36, 1986; 240.36, 1981; 239.17, 1979; 236.08, 2004; 233.45, 1983; 218.91, 2001.

RUSHING TOUCHDOWNS

Game: 7 vs. New Mexico, 1972, vs. UTEP, 1973, vs. UNLV, 1981, vs. Weber St, 1984; 6 vs. Idaho State, 1994, vs. UNLV, 1999; 5 9 times.

Season: 36, 2004; 34, 1984; 27, 1956, 1983, 1998; 26, 1981; 25, 1973, 1979, 2003; 24, 1964; 23, 2001; 22, 1959.

AVERAGE YARDS PER RUSH

Game: (Min. 50 Rushes) 7.24 vs. New Mexico, 1991; 6.97 vs. Weber State, 1984; 6.92 vs. UTEP, 1984; 6.77 vs. Indiana, 2002; 6.65 vs. New Mexico, 1969; 6.49 vs. UNLV, 1980; 6.42 vs. UTEP, 1979; 6.14 vs. Northwestern, 1981; 6.03 vs. UTEP, 1973; 5.91 vs. UTEP, 1983; 5.80 vs. UNLV, 1981.

Season: 5.40, 2004; 5.2, 1941; 4.84, 1984; 4.80, 2001; 4.77, 1983; 4.75, 1969; 4.74, 1981; 4.67, 1963; 4.66, 1959; 4.60, 1979; 4.51, 1996; 4.46, 1956; 4.45, 1960.



Del "Popcorn" Rodgers was the top rusher for the 1981 team that averaged 240.36 rushing yards per game.

PASSING

MOST ATTEMPTS

Game: 65 vs. UTEP, 1988; 63 vs. Illinois, 1988; 60 vs. Air Force, 1988; 58 vs. UTEP, 1986, vs. San Diego State, 1989; 56 vs. Stanford, 1989, vs. Brigham Young, 1992; 55 vs. Utah State, 1972, vs. Idaho State, 1987, vs. Fresno State, 1989.

Season: 556, 1989; 543, 1988; 525, 1987; 451, 1986; 449, 1985; 433, 1993; 415, 2005; 407, 1992; 398, 1990; 387, 1994; 385, 1971.

COMPLETIONS

Game: 41 vs. UTEP, 1988; 40 vs. UTEP, 1986; 37 vs. Air Force, 1986; 36 vs. Idaho State, 1987, vs. Air Force, 1988; 33 vs. Illinois, 1988, vs. Hawaii, 1993; 32 5 times.

Season: 327, 1988; 306, 1987; 298, 1989; 278, 1993; 263, 1986; 258, 2005; 253, 1985; 249, 1994; 236, 1992; 232, 2004; 215, 2002; 210, 1991.

PASS YARDS

Game: 631 vs. Air Force, 1988; 520 vs. Idaho State, 1988; 492 vs. UTEP, 1986; 476 vs. Air Force, 1986, vs. Kansas, 1996; 462 vs. Brigham Young, 1993; 461 vs. Utah State, 1987; 459 vs. Air Force, 1993; 453 vs. UTEP, 1988; 451 vs. Air Force, 1987.

Season: 4355, 1988; 4064, 1989; 3891, 1993; 3884, 1987; 3534, 2005; 3199, 1985; 3164, 2004; 3157, 1986; 3061, 1994; 2878, 1992; 2827, 1995.

INTERCEPTIONS

Game: 9 vs. Arizona State, 1975; 7 vs. Colorado, 1953; 6 vs. Iowa State, 1976; 5 vs. Oregon, 1976, vs. Arizona, 1971, vs. Houston, 1971, vs. Arizona State, 1974, vs. Brigham Young, 1983, vs. Colorado State, 1989, vs. Brigham Young, 1991.

Season: 29, 1971; 26, 1972; 25, 1949, 1975; 23, 1973, 1985; 22, 1987; 21, 1967, 1968, 1974, 1989.



Brian Johnson accounted for four of Utah's five 300-yard passing games in 2005.



Most of Utah's passing and total offense records came under Scott Mitchell's watch from 1987-89.

TOUCHDOWN PASSES

Game: 6 vs. New Mexico, 1980, vs. UTEP, 1989, vs. UTEP, 1997; 5 9 times.

Season: 39, 1989; 33, 2004; 29, 1988; 28, 1994; 26, 1987, 2005; 25, 1986; 24, 1999; 22, 1972, 1993; 21, 1996.

COMPLETION PERCENTAGE

Game: (Min. 15 attempts) .944 (17-18) vs. UTEP, 1997; .840 (21-25) vs. Colorado State, 1993; .824 (28-34) vs. Wyoming, 1983; .818 (18-22) vs. Utah State, 2005; .810 (17-21) vs. Colorado State, 2003; .793 (23-39) vs. Colorado State, 2004; .783 (18-23) vs. Fresno State, 1996, (29-37) vs. Pittsburgh, 2004; .778 (28-36) vs. San Diego State, 1994; .775 (31-40) vs. North Carolina, 2004; .773 (17-22) vs. San Diego State, 2003; .760 (19-25) vs. Fresno State, 1998; .759 (22-29) vs. SMU, 1996.

Season: .674, 2004; .643, 1994; .642, 1993; .622, 2005; .619, 2003; .614, 1980; .610, 1957; .602, 1988; .583, 1986, 1987, 1997; .581, 1981, 1996.

PASSING YARDS PER GAME

Season: 395.91, 1988; 338.67, 1989; 324.25, 1993; 323.67, 1987; 294.50, 2005; 287.00, 1986; 278.27, 1994; 266.58, 1985; 263.7, 2004; 261.64, 1992; 257.00, 1995.

PASSING EFFICIENCY

Season: 173.45, 2004; 153.75, 1957; 151.83, 1993; 149.56, 2005; 148.97, 1994; 144.28, 1996; 141.71, 2003; 137.86, 1999; 137.85, 1988; 135.67, 1980; 134.61, 1984; 131.44, 1981; 130.59, 1989; 129.20, 1986.

MOST 200-YARD PASSING GAMES

Season: 12, 2005; 11, 1988, 1989, 1993; 10, 1985, 1986, 1987, 1994; 9, 1992; 8, 2004.

MOST 300-YARD PASSING GAMES

Season: 8, 1987, 1988; 7, 1989, 1993; 5, 2005; 4, 1985, 1992, 2004.

MOST 400-YARD PASSING GAMES

Season: 3, 1988, 1993; 2, 1986, 1987, 1989.

MOST 500-YARD PASSING GAMES

Season: 3, 1988.

MOST 600-YARD PASSING GAMES

Season: 1, 1988.

TOTAL OFFENSE

NET YARDS

Game: 703 vs. Air Force, 1988; 669 vs. North Carolina, 2004; 662 vs. UTEP, 1988; 661 vs. Wyoming, 1983; 631 vs. Idaho State, 1988; 629 vs. Brigham Young, 1993; 628 vs. UTEP, 1994; 616 vs. Colorado State, 1972, vs. New Mexico, 1986; 612 vs. Air Force, 1986; 607 vs. UTEP, 1987.

Season: 5997, 2004; 5815, 1993; 5795, 1988; 5676, 2005; 5293, 1989; 5250, 1987; 5166, 1984; 4931, 1994; 4923, 1985; 4797, 1991; 4721, 1983; 4684, 1986.

TOTAL PLAYS

Game: 101 vs. New Mexico, 1986; 98 vs. Utah State, 1972; 97 vs. Texas A&M, 2003; 96 vs. Arizona, 1967, vs. Wyoming, 1995; 95 vs. San Diego State, 1983, vs. UTEP, 1988; 93 vs. Washington St, 1971; 91 9 times.

Season: 909, 2005; 906, 1993; 905, 1989; 900, 1988; 894, 1984; 889, 1987; 877, 1985; 869, 2004; 849, 1978; 848, 1971; 844, 1991.

TOTAL YARDS PER GAME

Season: 526.82, 1988; 499.75, 2004; 484.58, 1993; 473.00, 2005; 448.27, 1994; 441.08, 1989; 437.50, 1987; 430.50, 1984; 429.18, 1983; 425.82, 1986; 422.36, 1980; 418.82, 1995.

TOTAL YARDS PER PLAY

Game: (Min. 75 Plays) 8.68 vs. Air Force, 1988; 8.37 vs. UTEP, 1994; 8.26 vs. Wyoming, 1983; 8.09 vs. Idaho State, 1988; 7.88 vs. Cal State-Fullerton, 1983 7.78 vs. North Carolina, 2004; 7.66 vs. Texas A&M, 2004; 7.64 vs. Brigham Young, 1988; 7.62 vs. Hawaii, 1993; 7.20 vs. UTEP, 1993; 7.15 vs. Brigham Young, 1993; 7.14 vs. Georgia Tech, 2005; 7.10 vs. Wyoming, 2003; 7.04 vs. New Mexico, 1991.

Season: 6.90, 2004; 6.44, 1988; 6.42, 1993; 6.24, 2005; 6.16, 1996; 5.91, 1987; 5.90, 1994; 5.85, 1989; 5.78, 1984; 5.76, 1981; 5.70, 1941; 5.69, 1986.

UTE TEAM RECORDS

KICKING

FIELD GOALS MADE

Game: 4 vs. Colorado State, 1985, vs. Colorado State, 1988, vs. New Mexico, 1989, vs. Utah State, 1995, vs. Indiana, 2002; 3 25 times.

Season: 19, 1985, 1987; 17, 1993, 1995; 16, 1977, 1989, 2005; 14, 1981, 1987, 1997; 13, 1991, 1992.

FIELD GOALS ATTEMPTED

Game: 5 vs. Brigham Young, 1969, vs. Wyoming, 1992, vs. Idaho, 1993; 4 17 times.

Season: 28, 1988; 27, 1993; 23, 1977, 1985, 1995; 22, 1981, 1989, 1991, 1997; 20, 1971, 1992.

FIELD GOAL PERCENTAGE

Game: (Min. 3 attempts) 1.000 (4-4) vs. Colorado State, 1985, vs. Colorado State, 1988, vs. New Mexico, 1989, vs. Utah State, 1995; 1.000 (3-3) 17 times.

Season: (Min. 12 attempts) .875, 1987; .842, 2005; .826, 1985; .786, 2003; .739, 1995; .727, 1989; .714, 1975; .696, 1977; .692, 1982; .679, 1988; .650, 1992; .636, 1981, 1997.

EXTRA POINT PATS

Game: 10 vs. UTEP, 1973; 9 vs. UNLV, 1981, vs. Wyoming, 1983, vs. Idaho State, 1994, vs. UNLV, 2004, vs. Colorado State, 2004; 8 vs. New Mexico, 1972, vs. Colorado State, 1972, vs. UTEP, 1997; 7 12 times.

Season: 71, 2004; 50, 1994; 45, 1999; 42, 1984; 40, 1985, 1998, 1993, 2005; 39, 1972, 1973, 2001; 38, 1983.



True freshman David Carroll made 44 of Utah's school-record 75 PATs in 2004. He was 44-of-44 in PATs.

EXTRA POINT PAT ATTEMPTS

Game: 12 vs. UTEP, 1973; 10 vs. Wyoming, 1983; 9 vs. Colorado State, 1972, vs. UNLV, 1981, vs. Idaho State, 1994, vs. UNLV, 2004; vs. Colorado State, 2004; 8 vs. New Mexico, 1972, vs. UTEP, 1997; 7 13 times.

Season: 75, 2004; 53, 1994; 47, 1973; 46, 1999; 43, 1998, 2005; 42, 1972, 1984, 1993; 41, 2001; 40, 1983, 1985, 2003; 37, 1981, 1996.

PAT PERCENTAGE

Game: (Min. 7 attempts) 1.000 (9-9) vs. UNLV, 1981, vs. Idaho State, 1994; vs. UNLV, 2004, vs. Colorado State, 2004; 1.000 (8-8) vs. New Mexico, 1972, vs. UTEP, 1997; 1.000 (7-7) 11 times.

Season: 1.000, 1975, 1981, 1984, 1985, 1986, 1989, 1996; .978, 1999; .962, 1991; .958, 1992; .952, 1993.

PUNTING

MOST PUNTS

Game: 13 vs. Pacific, 1949; 12 vs. Wyoming, 1966; 11 vs. Oregon, 1946, vs. Wyoming, 1949, vs. Washington State, 1968, vs. Arizona State, 1974, vs. New Mexico, 1981, vs. Oregon, 1991; 10, 11 times.

Season: 86, 1979; 80, 1974; 79, 1940; 78, 1967; 76, 1968; 73, 1990; 71, 1975; 70, 1971; 69, 1966; 68, 1977.

PUNT YARDS

Game: 471 vs. Washington State, 1968; 454 vs. Wyoming, 1987; 434 vs. Brigham Young, 1979; 432 vs. Washington State, 1971; 431 vs. Iowa State, 1975; 428 vs. New Mexico, 1981; 414 vs. Arizona State, 1970; 410 vs. Oregon, 1991; 409 vs. Wyoming, 1966, vs. Iowa State, 1970.

Season: 3285, 1979; 3269, 1971; 3044, 1968; 3027, 1974; 2990, 1977; 2977, 1967; 2968, 1970; 2847, 1975; 2827, 1990; 2780, 1966.

PUNT AVERAGE

Game: (Min. 5 Punts) 57.57 vs. Idaho, 1950; 54.14 vs. Wyoming, 1970; 53.20 vs. Arizona State, 1971; 51.86 vs. San Jose State, 1969; 51.60 vs. Brigham Young, 1970; 51.13 vs. Iowa State, 1970; 51.00 vs. Colorado State, 1971; 50.50 vs. Brigham Young, 1987; 49.60 vs. Hawaii, 1998; 49.43 vs. Wyoming, 1979.

Season: 46.70, 1971; 45.66, 1970; 44.30, 1950; 43.97, 1977; 43.23, 1997; 42.34, 1978; 42.04, 2004; 41.71, 1972; 41.61, 1969; 41.20, 1952.

RETURNS KICK/PUNT

MOST KICKOFF RETURNS

Game: 11 vs. Oregon State, 1951, vs. Ohio State, 1986, vs. San Diego State, 1990; 10 vs. UCLA, 1973; 9, 7 times.

Season: 69, 1989; 63, 1974; 62, 1986; 55, 1987; 53, 1973; 52, 1976; 50, 1971, 1972; 48, 1988; 45, 1985.

KICKOFF RETURN YARDS

Game: 282 vs. New Mexico, 2003; 255 vs. San Diego State, 1990; 241 vs. Oregon State, 1951, vs. Ohio State, 1986; 223 vs. Brigham Young, 1998; 211 vs. Texas Tech, 1972; 205 vs. UTEP, 1967; 202 vs. New Mexico, 1989; 198 vs. Arizona State, 1981, vs. UTEP, 1987; 193 vs. Hawaii, 1985.



Morgan Scalley averaged 41.8 yards per kick return for a 2003 team that led the nation in kickoff return average.

Season: 1388, 1989; 1210, 1986; 1206, 1974; 1181, 1971; 1137, 1987; 1105, 1972; 1060, 1973; 1053, 1976; 1026, 1988; 970, 1967.

KICKOFF RETURN AVERAGE

Game: (Min. 6 returns) 37.17 vs. Brigham Young, 1998; 35.25 vs. New Mexico, 2003; 34.17 vs. UTEP, 1967; 29.67 vs. Brigham Young, 1985; 28.29 vs. Arizona State, 1981; 27.00 vs. Hawaii, 1988; 25.71 vs. Houston, 1971; 25.33 vs. Brigham Young, 1986; 25.25 vs. New Mexico, 1989; 24.00 vs. New Mexico, 1971; 23.83 vs. Brigham Young, 1973.

Season: 28.24, 2003; 27.06, 1998; 26.20, 2004; 25.84, 1981; 25.52, 1982; 24.22, 1999; 23.90, 1948; 23.66, 1967; 23.62, 1971; 22.48, 1994; 22.10, 1972; 22.08, 2005; 21.90, 1960, 2000; 21.86, 1968.

MOST PUNT RETURNS

Game: 10 vs. Utah State, 1949; 9 vs. Idaho State, 1978, vs. Utah State, 1989, vs. Colorado State, 1999; 8 vs. Utah State, 1995, vs. UNLV, 1999, vs. Brigham Young, 1999; 7, 7 times.

Season: 49, 2000; 45, 1969; 41, 1994; 39, 1957; 37, 1968; 35, 1991, 1993, 2004; 34, 1967, 1978, 1995; 33, 1970, 1998, 2002.

PUNT RETURN YARDS

Game: 207 vs. Wyoming, 1973; 169 vs. Utah State, 1949; 163 vs. New Mexico, 1999; 144 vs. UNLV, 1999; 140 vs. UTEP, 1972; 115 vs. Brigham Young, 1968, vs. Utah State, 1987; 112 vs. UTEP, 1985; 110 vs. Air Force, 1999; 108 vs. UTEP, 1992.

Season: 656, 1973; 654, 1999; 453, 2000; 448, 1968; 446, 1967; 421, 1957; 417, 1972; 406, 1985; 382, 2004; 370, 1969, 2002; 338, 1970; 315, 1988.

PUNT RETURN AVERAGE

Game: (Min. 5 Returns) 34.50 vs. Wyoming, 1973; 21.60 vs. UTEP, 1992; 20.25 vs. Arizona State, 1973; 19.17 vs. Brigham Young, 1968, vs. Utah State, 1987; 18.00 vs. UNLV, 1999; 17.00 vs. New Mexico, 1968; 16.90 vs. Utah State, 1949; 15.20 vs. Brigham Young, 1969; 14.33 vs. Arizona, 1967.

Season: 23.43, 1973; 23.00, 2002; 20.30, 1985; 16.50, 1951; 16.00, 1999; 13.12, 1967; 12.11, 1968; 11.43, 1976; 11.25, 1988; 11.16, 1960; 11.15, 1997; 10.91, 2004.

ALL-PURPOSE YARDS

ALL-PURPOSE PLAYS

Game: 109 vs. Arizona, 1967, vs. Utah State, 1972; 105 vs. Washington State, 1971; 104 vs. New Mexico; 103 vs. UNLV, 1980, vs. San Diego State, 1983; 102 vs. San Jose State, 1969; 101 vs. Idaho State, 1987, vs. UTEP, 1988; 100, 2 times.

Season: 863, 1984; 840, 2004; 835, 2005; 804, 1993, 2003; 777, 1979; 776, 1978; 772, 1980; 767, 1998; 766, 1981, 1994; 762, 1973; 760, 1988.

ALL-PURPOSE YARDS

Game: 849 vs. Colorado St, 1972, vs. Air Force, 1988; 831 vs. Utah State, 1987; 806 vs. UNLV, 1981; 792 vs. UNLV, 1980; 776 vs. UTEP, 1973; 775 vs. San Diego State, 2004; 768 vs. Air Force, 1993; 761 vs. UTEP, 1986, vs. Brigham Young, 1993.

Season: 7444, 2004; 7136, 1988; 6898, 1993; 6896, 1989; 6833, 2005; 6636, 1987; 6271, 1985; 6135, 1984; 6066, 1986; 5999, 1973; 5842, 1981

ALL-PURPOSE YARDS PER GAME

Season: 648.73, 1988; 620.33, 2004; 574.83, 1993; 574.67, 1989; 569.42, 2005; 553.00, 1987; 551.45, 1986; 531.09, 1981; 526.18, 1994; 525.64, 1998; 522.58, 1985; 513.9, 2001; 511.25, 1984.

FIRST DOWNS

TOTAL FIRST DOWNS

Game: 39 vs. UTEP, 1988; 37 vs. New Mexico, 1986, vs. Utah State, 1988; 35 vs. UTEP, 1986, vs. North Carolina, 2004; 33 vs. Idaho State, 1987; 32 vs. Wyoming, 1983, vs. Air Force, 1986; 31 vs. Hawaii, 1992, vs. Wyoming, 1995, vs. Georgia Tech, 2005; 30, 5 times.

Season: 305, 1988, 2004; 291, 1993; 275, 1987; 274, 2005; 262, 1984; 261, 1989, 1992; 257, 1986; 249, 1983, 1995; 248, 1994.

RUSHING FIRST DOWNS

Game: 25 vs. New Mexico, 1991; 24, vs. Indiana, 2002 vs. Colorado State, 1953, vs. UTEP, 1984; 20 vs. Northwestern, 1981; 19 8 times.

Season: 173, 1984; 148, 1982; 145, 2004; 142, 1953; 138, 1981; 134, 1959; 133, 1983; 131, 1979; 125, 1998; 122, 2003; 116, 1964, 2001.

PASSING FIRST DOWNS

Game: 25 vs. UTEP, 1988; 24 vs. UTEP, 1986; 23 vs. Air Force, 1988; 22 vs. Utah State, 1988; 21 vs. New Mexico, 1975, vs. Air Force, 1986, vs. Georgia Tech, 2005; 20 vs. UTEP, 1994, vs. San Diego State, 1995, vs. San Diego State, 2005; 19 6 times.

Season: 192, 1988; 170, 1993; 165, 1989; 164, 1987; 150, 1986, 2005; 148, 1994; 136, 2004; 134, 1992; 130, 1985; 128, 1995.

PENALTY FIRST DOWNS

Game: 7 vs. Colorado State, 1988; 5 vs. San Jose State, 1969, vs. Oregon State, 1970, vs. Arizona State, 1973, vs. Brigham Young, 1973, vs. Brigham Young, 1974, vs. UTEP, 1976, vs. New Mexico, 1977, vs. Brigham Young, 1987, vs. Fresno State, 1992, vs. UNLV, 2004; vs. San Diego State, 2004.

Season: 29, 1976; 28, 1977; 24, 1980, 1989, 2004; 22, 1992; 21, 1973, 1981, 1990; 20, 1969, 1983, 1987, 1988, 1995.



Receiver Carl Harry helped the 1988 Utes earn 305 first downs, which is the school's best single-season mark.

PENALTIES

PENALTIES

Game: 21 vs. Utah State, 1983; 18 vs. Colorado State, 1978; 16 vs. UNLV, 1980; 15 vs. New Mexico, 1967, vs. Wyoming, 1977, vs. Utah State, 1989, vs. Utah State, 1994; 14, 3 times.

Season: 112, 1985; 111, 1989, 1991; 107, 1981; 105, 1980; 102, 1978, 1987; 98, 1979; 93, 1977; 91, 1986, 1993.

PENALTY YARDS

Game: 191 vs. Colorado State, 1978; 187 vs. Weber State, 1978; 179 vs. Colorado State, 2003; 174 vs. Wyoming, 1977; 171 vs. Utah State, 1983; 158 vs. Utah State, 1980; 152 vs. New Mexico, 1967, vs. Colorado State, 1977; 150 vs. Wyoming, 1985; 145 vs. Utah State, 1989; 140 vs. Idaho State, 1987.

Season: 1126, 1977; 1095, 1978; 1065, 1980; 999, 1991; 985, 1985; 983, 1987; 977, 1981; 912, 1979; 902, 1989; 855, 1993.

PENALTY YARDS PER GAME

Season: 102.36, 1977; 99.55, 1978; 96.82, 1980; 88.82, 1981; 83.25, 1991; 82.08, 1985; 81.92, 1987; 76.00, 1979; 75.17, 1989; 72.82, 1990.



The 1984 team, behind running back Eddie Johnson, set a school record for most all-purpose plays in a season (863).

UTE TEAM RECORDS

FUMBLES

FUMBLES

Game: 10 vs. San Jose State, 1969; 9 vs. Colorado State, 1947, vs. Colorado, 1947, vs. Arizona, 1952, vs. Arizona State, 1953, vs. Texas A&M, 2003; 8 vs. Arizona State, 1972, vs. Arizona State, 1973, vs. Wyoming, 1974; 7 6 times.

Season: 45, 1972; 42, 1958, 1974; 41, 1973; 40, 1949, 1954, 1959; 38, 1978, 2003; 35, 1957; 34, 1975, 1989.

FUMBLES LOST

Game: 6 vs. Colorado St, 1947, vs. Arizona, 1952, vs. Montana, 1961, vs. San Jose State, 1969; 5 vs. Brigham Young, 1970, vs. Arizona, 1973, vs. San Diego State, 1980; 4, 15 times.

Season: 33, 1974; 27, 1978; 23, 1973; 22, 1954, 1958, 1959, 1969, 1970; 21, 1961, 1964, 1975.

FUMBLES BOTH TEAMS

Game: 18 vs. Arizona State, 1972; 16 vs. Arizona State, 1973; 15 vs. San Jose State, 1969, vs. Wyoming, 1972; 14 vs. Brigham Young, 1972, vs. Wyoming, 1983, vs. Texas A&M, 2003; 13 vs. Colorado State, 1971, vs. Wyoming, 1971, vs. Oregon, 1975, vs. Hawaii, 1989.

FUMBLES LOST BOTH TEAMS

11 vs. Arizona State, 1972; 10 vs. San Jose State, 1969, vs. Arizona State, 1973; 9 vs. Louisiana State, 1974, vs. UTEP, 1976, vs. Oklahoma, 1977; 8 5 times.

SCORING

POINTS

Game: 129 vs. Ft. Douglas, 1905; 107 vs. Ft. Douglas, 1904; 105 vs. Idaho College, 1923; 97 vs. Montana State, 1911; 89 vs. Ft. Douglas, 1913; 82 vs. UTEP, 1973; 79 vs. Wyoming, 1923; 75 vs. Wyoming, 1908; 72 vs. Wyoming, 1930; 70 vs. Wyoming, 1915.

Season: 544, 2004; 426, 1994; 405, 1985; 399, 1988; 385, 1973; 369, 1993; 363, 1999; 360, 2005; 354, 1972; 347, 1984; 344, 2003; 340, 1930; 339, 1998; 321, 1981, 1987.

POINTS PER GAME (Since 1892)

Season: 45.33, 2004; 42.50, 1930; 37.63, 1904; 36.36, 1994; 36.27, 1988; 34.43, 1923; 33.75, 1985; 33.44, 1931; 33.00, 1999; 32.50, 1905; 32.18, 1972; 32.08, 1973.

POINTS PER GAME (Since 1951)

Season: 45.33, 2004; 36.36, 1994; 36.27, 1988; 33.75, 1985; 32.18, 1972; 32.08, 1973; 30.82, 1998; 30.75, 1993; 30.42, 1989; 30.00, 2005; 29.18, 1981; 29.00, 2001; 28.92, 1984.

1ST QUARTER POINTS (Since 1968)

Game: 28 vs. San Jose State, 1969, vs. Wyoming, 1983, vs. UTEP, 1997, vs. UNLV, 2004; 24 vs. UTEP, 1981; 22 vs. Idaho State, 1978; 21 11 times.

Season: 151, 2004; 96, 1972; 95, 1993; 92, 1991; 89, 1985; 87, 1978, 1987; 86, 1998; 80, 1989; 79, 1997; 75, 1980.

2ND QUARTER POINTS (Since 1968)

Game: 28 vs. Colorado State, 1971, vs. Weber State, 1984, vs. UTEP, 1994; 27 vs. New Mexico, 1971; 24 vs.

UTEP, 1976, vs. UTEP, 1985, vs. San Diego State, 2004, vs. Air Force, 2005; 23 vs. New Mexico, 1968, vs. Arizona State, 1973; 21 14 times.

Season: 190, 2004; 132, 2005; 119, 1983, 1994; 118, 1984; 115, 1973; 113, 1988, 1998; 111, 1995; 98, 1985; 97, 1989; 96, 1996.

3RD QUARTER POINTS (Since 1968)

Game: 28 vs. Idaho State, 1988; 24 vs. UNLV, 1981, vs. New Mexico, 1985, vs. Idaho State, 1994; 22 vs. Colorado State, 1994; 21 9 times.

Season: 135, 2004; 116, 1988; 114, 1999; 111, 1994; 102, 2005; 101, 1981; 99, 1989; 95, 2001; 84, 1996; 83, 1985; 77, 1972; 76, 1979; 74, 1973; 73, 1984.

4TH QUARTER POINTS (Since 1968)

Game: 29 vs. Utah State, 1988; 28 vs. Arizona, 1972; 27 vs. Arizona State, 1985; 22 vs. Arizona State, 1972, vs. Washington State, 1985, vs. Air Force, 1988, vs. Brigham Young, 1992, vs. Utah State, 1992; 21, 10 times.

Season: 135, 1985; 133, 1993; 124, 1973; 119, 1988; 116, 2003; 111, 1984; 107, 1972; 106, 1987, 1994; 105, 1992; 95, 1978, 1999.

BIGGEST DEFICIT OVERCOME FOR WIN

Game: 27 vs. Arizona, 1972 (0-27 to 28-27), vs. New Mexico, 1990 (0-27 to 29-27); 17 vs. Air Force, 1984 (0-17 to 28-17); 16 vs. Brigham Young, 1978 (0-16 to 23-22), vs. Colorado State, 1987 (7-23 to 24-23); 15 vs. Arizona State, 1969 (0-15 to 24-23), vs. New Mexico, 1973 (20-35 to 36-35), vs. Wyoming, 1991 (14-29 to 57-42); 14 vs. New Mexico, 1976 (10-24 to 34-31), vs. Air Force, 1995 (7-21 to 22-21), vs. Air Force, 2004 (0-14 to 49-35).



George Seifert played for the 1959 Ute team that allowed just 68 completions all season. He would become a successful NFL head coach, leading the San Francisco 49ers to Super Bowl titles in 1989 and 1994.

DEFENSE

FEWEST RUSHING PLAYS

Game: 17, Brigham Young, 1995; 19, Arizona State, 1964, Brigham Young, 1982, Idaho State, 1987, Wyoming, 1995; 20 New Mexico, 1946, Fresno State, 1998; 21, Utah State, 1984, Utah State, 1988, Stanford, 1996.

Season: 344, 1998; 398, 1964; 405, 1981; 410, 1994; 424, 1995; 425, 1999; 438, 1982, 1997; 442, 1996, 1980; 443, 2004; 444, 2003; 451, 1988.

FEWEST RUSHING YARDS

Game: Minus 69, Portland State, 1981; Minus 15, Denver, 1952; Minus 13, UNLV, 1981; Minus 11, UTEP, 1973; 9, New Mexico, 1990; 10, Idaho State, 1994; 12, Weber State, 1978; 13, vs. Michigan, 2002 15, Louisville, 1997; 17 vs. Pittsburgh, 2004; 20, Brigham Young, 1999; 21, Oregon, 1966.

Season: 995, 1981; 1071, 1998; 1163, 1994; 1264, 1964; 1383, 1966; 1404, 1978; 1480, 1953; 1488, 1997; 1536, 1982; 1587, 1999; 1598, 1969.

FEWEST RUSHING TOUCHDOWNS

Season: 5, 1964; 7, 1969; 8, 1960; 9, 1998; 10, 1995, 1999; 11, 1966, 1978, 1994; 12, 1970; 13, 1961, 1981, 1982.

FEWEST PASS ATTEMPTS

Game: 0, Colorado, 1958; 2, Wyoming, 1976; 3, Colorado State, 1946, vs. Montana, 1954, vs. Air Force, 1988, vs. Air Force, 1991, vs. Rice, 1996; 4, Oregon State, 1968; 6, 4 times.

Season: 137, 1963; 145, 1958; 147, 1957, 1960; 149, 1953; 152, 1961; 156, 1962; 161, 1956, 1959; 166, 1954.

FEWEST COMPLETIONS

Game: 0, Colorado State, 1946, Montana, 1954, Colorado, 1958, Wyoming, 1960, Wyoming, 1961, UTEP, 1964, Oregon St, 1968; 1, 7 times.

Season: 60, 1957; 62, 1963; 63, 1954, 1960; 65, 1961; 67, 1953; 68, 1959; 71, 1958; 74, 1952; 75, 1956.

WORST COMPLETION PERCENTAGE

Game: (Min. 15 Attempts) 0.056 (1-18) Brigham Young, 1963; 0.059 (1-17) Hawaii, 1947; 0.125 (2-16) Utah State, 1949; 0.158 (3-19) Arizona, 1949; 0.167 (3-18) Brigham Young, 1948; 0.174 (4-23) Arizona, 1948; 0.190 (4-21) Hawaii, 1992; 0.200 (3-15) UTEP, 1978; 0.229 (8-35) Brigham Young, 1968; 0.250 (4-16) 2 times.

Season: .329, 1940; .380, 1954, 1964; .408, 1957; .413, 1952; .418, 1969; .422, 1959; .428, 1961; .429, 1960; .450, 1953.

FEWEST PASSING YARDS

Game: 0, Colorado State, 1946, Hawaii, 1947, Montana, 1954, Colorado, 1958, Wyoming, 1960, Wyoming, 1961, UTEP, 1964, Oregon State, 1968; 2, Wyoming, 1970; 8, Hawaii, 1973.

Season: 655, 1948; 732, 1960; 775, 1957; 876, 1963; 910, 1952; 913, 1953; 954, 1956; 1003, 1954; 1011, 1961; 1012, 1958.

FEWEST PASSING TOUCHDOWNS

Season: 6, 1971; 7, 1969, 1970, 1978, 1999; 9, 2003; 10, 1982; 11, 2004.

FEWEST TOTAL PLAYS

Game: 24, UTEP, 1965; 30, Brigham Young, 1947; 46, Wyoming, 1995; 47, UTEP, 1980; 48, San Diego State, 1983; 49, Idaho State, 1987; 51, Utah State, 1998; 52 5 times.

Season: 610, 1960; 613, 1963; 614, 1961; 623, 1959; 640, 1964; 643, 1962; 669, 1957; 677, 1956; 710, 1958; 711, 1966.

FEWEST TOTAL YARDS

Game: 42, Utah State, 1950; 58, Idaho, 1953; 78, Denver, 1952; 92 vs. Arizona, 1970; 95 vs. Utah State, 1949; 108, Idaho State, 1978; 113, Idaho State, 1994; 119, UTEP, 1973; 136, Denver, 1947; 150, Brigham Young, 1949.

Season: 2393, 1953; 2515, 1964; 2555, 1952; 2557, 1960; 2650, 1961; 2728, 1957; 2759, 1959; 2770, 1956; 2809, 1963; 2908, 1969.

MOST TOTAL YARDS

Game: 750, Brigham Young, 1989; 715, Ohio St, 1986; 703, Oregon State, 1951; 691, New Mexico, 1989; 683, Air Force, 1988; 675, Washington State, 1985; 672, Brigham Young, 1977, Nebraska, 1980; 659, San Diego State, 1989; 644, Brigham Young, 1981.

Season: 6411, 1989; 5712, 1987; 5555, 1985; 5447, 1986; 5160, 1993; 5003, 1988; 4937, 1977; 4935, 1972; 4701, 1973; 4697, 1979.

FEWEST POINTS PER GAME

Season: 6.18, 1964; 7.40, 1947; 8.64, 1946; 9.00, 1960; 9.60, 1948; 10.70, 1969; 12.80, 1952; 13.40, 1961; 13.60, 1957; 15.00, 1953.

MOST PUNTS

Game: 14, New Mexico, 2004; 13, Utah State, 1949; 12, Utah State, 1989; 11, San Jose State, 1969, UTEP, 1971, Idaho State, 1978, New Mexico, 1981, Hawaii, 1982, New Mexico, 1986; 10 8 times.

Season: 83, 1940; 78, 1971; 77, 1969; 76, 2005; 74, 74, 1982; 72, 1981; 70, 1978, 2004; 67, 1994, 1998; 66, 1967, 1970; 65, 1973, 1979, 2003.

LOWEST PUNT AVERAGE

Game: (Min. 5 Punts) 24.40, Brigham Young, 1986; 26.00, Denver, 1952; 27.38, Oregon State, 1970; 27.30 vs. UNLV, 2004; 27.43, Wyoming, 1972; 29.00, UTEP, 1978; 29.17, UTEP, 1984; 29.40, Houston, 1971; 30.60, Houston, 1978; 30.80, Wyoming, 1993; 31.00, San Diego State, 2004.

Season: 30.88, 1958; 34.13, 1960; 34.31, 1962; 35.49, 1956; 35.64, 1961; 36.18, 1959; 36.30, 1951; 36.34, 1964; 36.40, 1954; 36.87, 1957, 1971.

FEWEST FIRST DOWNS

Game: 2, Utah State, 1950; 3, Idaho, 1953; 5, Denver, 1947, Utah State, 1947, Utah State, 1952, Denver, 1952, Idaho State, 1978; 6, Colorado State, 1949, Denver, 1953, Utah State, 1994.

Season: 121, 1953; 135, 1964; 136, 1961; 139, 1952, 1959; 143, 1960; 152, 1957; 154, 1963; 155, 1954; 158, 1956, 1966.

AVERAGE FIRST DOWNS

Season: 12.10, 1953; 12.27, 1964; 13.60, 1961; 13.90, 1952, 1959; 14.09, 1954; 14.30, 1960; 15.00, 1951, 1978; 15.20, 1957.

OPPONENT PENALTIES

Game: 19, Colorado State, 1983; 16, Utah State, 1969, Arizona, 1972, Utah State, 1979; 15 vs. Oregon, 1965, Iowa State, 1976, New Mexico, 1977, San Diego State, 1993; 14, 4 times.

Season: 117, 1977; 97, 1980; 95, 1987.

OPPONENT PENALTY YARDS

Game: 180, Colorado State, 1983; 176, Utah State, 1979; 172, Arizona, 1972; 169, Oregon, 1965; 156 Iowa State, 1976; 150, New Mexico, 1977; 147, Utah State, 1969; 139, UTEP, 1974; 136, Arizona, 1977; 135, San Diego State, 1989.

Season: 1145, 1977; 983, 1980; 911, 1979; 886, 1973; 869, 1972; 864, 1983; 828, 1974; 793, 1987; 787, 1989; 776, 1971.

OPPONENT FUMBLES

Game: 10, Pacific, 1949, Colorado State, 1971, Wyoming, 1972, Arizona State, 1972; 9, Washington State, 1972, Wyoming, 1983; 8, Arizona State, 1973, Arizona State, 1974, Oregon State, 1991, Air Force, 1994.

Season: 59, 1972; 50, 1973; 44, 1975; 43, 1949, 1956, 1971, 1974, 1985; 41, 1977; 38, 1970, 1978.

OPPONENT FUMBLES LOST

Game: 9, Arizona State, 1972; 7, UTEP, 1976; 6, Pacific, 1949, Colorado State, 1971, New Mexico, 1972, Arizona State, 1973, Washington State, 1985; 5 12 times.

Season: 30, 1972; 29, 1949, 1985; 27, 1973; 26, 1977; 25, 1971, 1974, 1975; 24, 1978; 22, 1966, 1967, 1970.

UNASSISTED TACKLES

Game: 80 vs. Wyoming, 1970; 78 vs. Oregon, 1971, vs. Hawaii, 1987; 77 vs. Fresno State, 1989, vs. Hawaii, 1991; 74 vs. Arizona State, 1991; 71 vs. Washington State, 1972; 69 vs. Washington State, 1968; 68 vs. Tennessee, 1975; 67, 2 times.

Season: 801, 1989; 794, 1987; 698, 1991; 651, 1988; 607, 1985; 551, 1990; 538, 1984; 518, 1994; 487, 1996; 480, 1974.

ASSISTED TACKLES

Game: 144 vs. Utah State, 1968; 128 vs. Arizona State, 1971; 121 vs. Oregon State, 1968; 109 vs. Arizona, 1972; 108 vs. New Mexico, 1972; 106 vs. Utah State, 1969; 104 vs. Wyoming, 1969; 102 vs. New Mexico, 1970; 98 vs. Utah State, 1975; 95 vs. Washington State, 1985.

Season: 888, 1979; 806, 1978; 797, 1982; 795, 1977; 757, 1981; 693, 1975; 665, 1980; 602, 1986; 598, 1976; 527, 1992.


TACKLES FOR LOSS

Game: 18 vs. Oregon State, 1991; 14 vs. Utah State, 1982, vs. New Mexico, 1997, vs. Boise State, 1999; 13 vs. Arizona, 1973, vs. Portland State, 1981, vs. Hawaii, 1983, vs. New Mexico, 2004; 12, 8 times.

Season: 92, 1989; 87, 1999; 78, 2003; 72, 2004, 2005; 70, 2002; 69, 1998; 68, 1985; 64, 1992; 56, 1987; 53, 1986; 51, 1997; 48, 1994; 43, 1990; 35, 1988.

TACKLES FOR LOSS YARDS

Season: 397, 1999; 311, 2002; 303, 2004; 298, 2005; 293, 2003; 222, 1989; 206, 1986; 191, 1987; 144, 1990; 139, 1992; 138, 1998; 134, 1994; 108, 1997; 99, 1998; 87, 1991.



Filipo Mokofisi starred for a Utah team that recovered six Washington State fumbles in a 1985 game.

SACKS

Game: 13 vs. Portland State, 1981; 10 vs. UTEP, 1983; 9 vs. Oregon State, 1991, vs. Pittsburgh, 2004; 8 vs. Oregon, 1991, vs. TCU, 1996; 7 vs. Montana State, 1982, vs. New Mexico, 1990, vs. Wyoming, 1999; 6, 11 times.

Season: 77, 1981; 59, 1991; 51, 1979; 47, 1999; 43, 1978, 1983; 42, 1985; 33, 2004; 32, 1982, 1994; 31, 1984; 29, 1990.

SACK YARDAGE

Game: 73 vs. Pittsburgh, 2004; 69 vs. Portland State, 1981; 63 vs. New Mexico, 1990; 61 vs. TCU, 1996; 58 vs. UTEP, 1983; 51 vs. Oregon State, 1991; 48 vs. Oregon, 1991; 47 vs. New Mexico, 1981, vs. Utah State, 1985; 46 vs. Boise State, 1999; 44 vs. Utah State, 1982.

Season: 392, 1991; 291, 1999; 232, 1994; 209, 2004; 206, 1990; 201, 1989; 180, 2005; 176, 1995; 175, 2002; 171, 1997; 158, 1996, 1998; 153, 2003; 148, 1987; 142, 1993.

INTERCEPTIONS

Game: 7 vs. Brigham Young, 1948, vs. UTEP, 1970; 6 vs. Brigham Young, 1968; 5, 7 times.

Season: 28, 1947; 27, 1964; 22, 1970, 1979; 21, 1972; 20, 1959, 1987; 19, 1966, 1994; 18, 1961, 1973, 1985, 1990.

INTERCEPTION RETURN YARDS

Game: 179 vs. Colorado State, 1994; 167 vs. Idaho State, 1978; 138 vs. Brigham Young, 1949; 129 vs. Arizona, 1972; 115 vs. Utah State, 1992; 114 vs. Arizona State, 1966; 112 vs. UTEP, 1970; 107 vs. Fresno State, 1980, vs. Utah State, 1985; 104 vs. UTEP, 1979.

Season: 485, 1994; 385, 1956; 367, 1978; 362, 1985; 357, 1964; 342, 1969; 329, 1970; 320, 1995; 296, 1967; 282, 1993.

PASS DEFLECTIONS

Game: 15 vs. San Jose State, 1998; 10 vs. San Diego State, 1978, vs. UNLV, 1982, vs. Boise State, 1987, vs. Brigham Young, 1990, vs. Wyoming, 1995, vs. Fresno State, 1997, vs. Louisville, 1998; 9, 6 times.

Season: 80, 1998; 66, 1999; 61, 1979; 60, 1994; 57, 1981; 50, 1991; 48, 1998; 47, 1987, 1990; 46, 1978, 1985.

BOWL RECORDS • INDIVIDUAL

RUSHING

MOST CARRIES

34, Mike Anderson vs. Fresno State, 1999; **27**, Brandon Warfield vs. Southern Mississippi, 2003; **23**, Adam Tate vs. USC, 2001.

NET YARDS

254, Mike Anderson vs. Fresno State, 1999; **154**, Ron Coleman vs. West Virginia, 1964; **120**, Quinton Ganther vs. Georgia Tech, 2005; **112**, Keith Williams vs. Washington State, 1992; **103**, Adam Tate vs. Southern California, 2001.

RUSHING TOUCHDOWNS

2, Mike Anderson vs. Fresno State, 1999; **1**, 16 times.

AVERAGE YARDS PER RUSH

(Min. 8 Rushes) **11.40**, Omar Bacon vs. Fresno State, 1999.

PASSING

MOST ATTEMPTS

49, Mike Fouts vs. Wisconsin, 1996.

COMPLETIONS

30, Brett Ratliff vs. Georgia Tech, 2005; **27**, Alex Smith vs. Pittsburgh, 2004.

PASSING YARDS

381, Brett Ratliff vs. Georgia Tech, 2005; **328**, Alex Smith vs. Pittsburgh, 2004; **327**, Mike Fouts vs. Wisconsin, 1996; **316**, Frank Dolce vs. Washington State, 1992.

INTERCEPTIONS

4, Mike Fouts vs. Wisconsin, 1996.

TOUCHDOWN PASSES

4, Alex Smith vs. Pittsburgh, 2004, **Brett Ratliff vs. Georgia Tech, 2005**; **2**, Frank Dolce vs. Washington State, 1992.

YARDS PER PASS COMPLETION

(Min. 15 Attempts) **15.50**, Alex Smith vs. Southern Mississippi, 2003; **15.00**, Frank Dolce vs. Washington State, 1992.

COMPLETION PERCENTAGE

(Min. 15 Attempts) **.784**, (29-for-37) Alex Smith vs. Pittsburgh, 2004; **.732**, (30-41) Brett Ratliff vs. Georgia Tech, 2005; **.575**, (23-40) Mike McCoy vs. Southern California, 1993; **.571**, (12-21) Lance Rice vs. Southern California, 2001.

TOTAL OFFENSE

TOTAL YARDS

405, Alex Smith vs. Pittsburgh, 2004; **370**, **Brett Ratliff vs. Georgia Tech, 2005**; **328**, Mike Fouts vs. Wisconsin, 1996.

TOTAL PLAYS

52, Mike Fouts vs. Wisconsin, 1996, Alex Smith vs. Pittsburgh, 2004.

TOUCHDOWNS

4, Alex Smith vs. Pittsburgh, 2004, **Brett Ratliff vs. Georgia Tech, 2005**; **2**, Ray Peterson vs. New Mexico, 1938, Mike Anderson vs. Fresno State, 1999.

YARDS PER PLAY

(Min. 37 Plays) **8.41**, **Brett Ratliff vs. Georgia Tech, 2005**; **7.79**, Alex Smith vs. Pittsburgh, 2004; **6.31**, Mike Fouts vs. Wisconsin, 1996.

RECEIVING

MOST RECEPTIONS

16, Travis LaTendresse vs. Georgia Tech, 2005; **15**, Paris Warren vs. Pittsburgh, 2004; **8**, Brian Hernandez vs. Georgia Tech, 2005; **7**, Sean Williams vs. Washington State, 1992, Jamal Anderson vs. Southern California, 1993; **6**, Henry Lusk vs. Southern California, 1993, Terence Keehan vs. Wisconsin, 1996, Kevin Dyson vs. Wisconsin, 1996, Rocky Henry vs. Wisconsin, 1996, Steve Savoy vs. Pittsburgh, 2004.

MOST YARDS

214, Travis LaTendresse vs. Georgia Tech, 2005; **198**, Paris Warren vs. Pittsburgh, 2004; **140**, Henry Lusk vs. Southern California, 1993; **127**, Sean Williams vs. Washington State, 1992; **100**, Terrance Keehan vs. Wisconsin, 1996.

RECEIVING TOUCHDOWNS

4, Travis LaTendresse vs. Georgia Tech, 2005; **2**, Paris Warren vs. Pittsburgh, 2004; **1**, Ralph Olsen vs. Hawaii, 1946, Bill Morley vs. West Virginia, 1964, Henry Lusk vs. Washington State, 1992, Sean Williams vs. Washington State, 1992, Henry Lusk vs. Southern California, 1993, Kevin Dyson vs. Arizona, 1994.

AVERAGE PER CATCH

(Min. 3 Receptions) **23.33**, Henry Lusk vs. Southern California, 1993

PUNTING

MOST PUNTS

10, Jason Jones vs. Arizona, 1994, **9**, Matt Kovacevich vs. Southern Mississippi, 2003.

PUNT YARDS

410, Jason Jones vs. Arizona, 1994.

PUNT AVERAGE

(Min. 5 Punts) **43.00**, Steve Young vs. Washington State, 1992.



Travis LaTendresse broke virtually every Utah bowl game receiving record in 2005.

KICKING

FIELD GOALS MADE

2, Roy Jefferson vs. West Virginia, 1964.

FIELD GOALS ATTEMPTED

3, Cletus Truhe vs. Fresno State, 1999.

KICKING POINTS

5, Cletus Truhe vs. Fresno State, 1999; David Carroll vs. Pittsburgh, 2004

RETURNS

KICKOFF RETURNS

3, Cal Beck vs. Arizona, 1994, **Derrek Richards vs. Georgia Tech, 2005**.

KICKOFF RETURN YARDS

140, Cal Beck vs. Arizona, 1994.

KICKOFF RETURN TDS

None

PUNT RETURNS

7, Paris Warren vs. Southern Mississippi, 2003; **3**, Sean Williams vs. Washington State, 1992, Henry Lusk vs. Southern California, 1993.

PUNT RETURN YARDS

31, Paris Warren vs. Southern Mississippi, 2003; **28**, Henry Lusk vs. Southern California, 1993.

PUNT RETURN TOUCHDOWNS

None

ALL PURPOSE

ALL PURPOSE PLAYS

35, Mike Anderson vs. Fresno State, 1999.

ALL PURPOSE YARDS

269, Mike Anderson vs. Fresno State, 1999.

SCORING

MOST POINTS

26, Travis LaTendresse vs. Georgia Tech, 2005; **12**, Ray Peterson vs. New Mexico, 1938, Mike Anderson vs. Fresno State, 1999, Paris Warren vs. Pittsburgh, 2004.

MOST TOUCHDOWNS

4, Travis LaTendresse vs. Georgia Tech, 2005; **2**, Ray Peterson vs. New Mexico, 1938, Mike Anderson vs. Fresno State, 1999, Paris Warren vs. Pittsburgh, 2004.

DEFENSE

INTERCEPTIONS

1, Ray Peterson vs. New Mexico, 1938, Cedric Crawford vs. Washington State, 1992, Mark Rexford vs. Southern California, 1993, Harold Lusk vs. Arizona, 1994, Shaun Harper vs. Georgia Tech, 2005, **Steve Tate vs. Georgia Tech, 2005**.

INTERCEPTION YARDS

45, Steve Tate vs. Georgia Tech, 2005; **26**, Ray Peterson vs. New Mexico, 1938.

INTERCEPTION TOUCHDOWNS

1, Ray Peterson vs. New Mexico, 1938.

SACKS

3, Adam Swaney vs. Southern California, 1993, Tommy Hackenbruck vs. Pittsburgh, 2004.

SACK YARDAGE

29, Tommy Hackenbruck vs. Pittsburgh, 2004; **20**, Sheldon Deckart vs. Southern California, 2001; **16**, Adam Swaney vs. Southern California, 1993, Dave Revill vs. Southern Mississippi, 2003.

TACKLES FOR LOSS

5, Luther Elliss vs. Southern California, 1993.

TACKLES FOR LOSS YARDAGE

29, Tommy Hackenbruck vs. Pittsburgh, 2004; **24**, Adam Swaney vs. Southern California, 1993; **20**, Sheldon Deckart vs. Southern California, 2001.

PASS BREAK UPS

4, Kareem Leary vs. Arizona, 1994, Josh Savage, 2003.

UNASSISTED TACKLES

10, Mark Rexford vs. Arizona, 1994.

ASSISTED TACKLES

6, Spencer Toone vs. Pittsburgh, 2004; **5**, Spencer Toone vs. Southern Mississippi, 2003, Cory Dodds vs. Pittsburgh, 2004; **4**, Henry Lusk vs. Arizona, 1994, Sheldon Deckart vs. Southern California, 2001, Ray Holdcraft vs. Southern Mississippi, 2003, Kawika Casco vs. Georgia Tech, 2005.

TOTAL TACKLES

11, Mark Rexford vs. Arizona, 1994, **Eric Weddle vs. Pittsburgh, 2004**.

RUSHING

MOST CARRIES

54 vs. Fresno State, 1999, vs. Southern California, 2001.

NET YARDS

366 vs. New Mexico, 1938.

RUSHING TOUCHDOWNS

3 vs. New Mexico, 1938.

PASSING

MOST ATTEMPTS

49 vs. Wisconsin, 1996.

COMPLETIONS

30 vs. Georgia Tech, 2005; 29 vs. Pittsburgh, 2004.

PASSING YARDS

381 vs. Georgia Tech, 2005; 328 vs. Pittsburgh, 2004.

INTERCEPTIONS

4 vs. Wisconsin, 1996.

TOUCHDOWN PASSES

4 vs. Pittsburgh, 2004, vs. Georgia Tech, 2005.

TOTAL OFFENSE

NET YARDS

550 vs. Georgia Tech, 2005; 548 vs. Fresno State, 1999.

TOTAL PLAYS

80 vs. Wisconsin, 1996; 77 vs. Georgia Tech, 2005; 75 vs. Southern California, 2001.

KICKING

FIELD GOALS MADE

3 vs. Washington State, 1992.

FIELD GOALS ATTEMPTED

3 vs. Fresno State, 1999.

PUNTING

PUNTS

10 vs. Arizona, 1994; 9 vs. Southern Mississippi, 2003.

PUNT YARDS

410 vs. Arizona, 1994.

RETURNS (KICK/PUNT)

KICKOFF RETURNS

6 vs. Washington State, 1992.

KICKOFF RETURN YARDS

173 vs. Arizona, 1994.

PUNT RETURNS

7 vs. Southern Mississippi, 2003; 4 vs. Southern California, 2001; 3 vs. Washington State, 1992, vs. Southern California, 1993, vs. Fresno State, 1999.

PUNT RETURN YARDS

31 vs. Southern Mississippi, 2003; 28 vs. Southern California, 1993.

ALL PURPOSE

ALL PURPOSE PLAYS

89 vs. Washington State, 1992; 79 vs. Southern California, 2001.

ALL PURPOSE YARDS

671 vs. Georgia Tech, 2005; 598 vs. Fresno State, 1999.

FIRST DOWNS

TOTAL FIRST DOWNS

31 vs. Georgia Tech, 2005; 26 vs. Wisconsin, 1996.

RUSHING FIRST DOWNS

14 vs. Fresno State, 1999; 12 vs. Southern California, 2001.

PASSING FIRST DOWNS

271 vs. Georgia Tech, 2005; 18 vs. Wisconsin, 1996.

PENALTY FIRST DOWNS

3 vs. Southern Mississippi, 2003; 2 vs. Southern California, 1993, vs. Fresno State, 1999.

PENALTIES

PENALTIES

15 vs. Fresno State, 1999.

PENALTY YARDS

151 vs. Fresno State, 1999.

FUMBLES

FUMBLES

6 vs. Southern Mississippi, 2003; 3 vs. West Virginia, 1964, Washington State, 1992.

FUMBLES LOST

3 vs. West Virginia, 1964.

FUMBLES BOTH TEAMS

10 vs. Southern Mississippi, 2003; 7 vs. Washington State, 1992.

FUMBLES LOST BOTH TEAMS

6 vs. Southern Mississippi, 2003; 4 vs. West Virginia, 1964.

DEFENSE

INTERCEPTIONS

4 vs. New Mexico, 1938, vs. West Virginia, 1964.

INTERCEPTION RETURN YARDAGE

55 vs. Georgia Tech, 2005; 26 vs. Arizona, 1994.

FEWEST RUSHING PLAYS

32, Fresno State, 1999; 30 vs. Southern Mississippi, 2003, vs. Pittsburgh, 2004.

FEWEST RUSHING YARDS

17, Pittsburgh, 2004; 45, Arizona, 1994; 69, Southern Mississippi, 2003.

FEWEST PASS ATTEMPTS

6, Wisconsin, 1996.

FEWEST COMPLETIONS

2, Wisconsin, 1996.

FEWEST PASSING YARDS

16, Wisconsin, 1996.

FEWEST TOTAL PLAYS

51, Wisconsin, 1996.

FEWEST TOTAL YARDS

184, Arizona, 1994.

MOST TOTAL YARDS

636, Washington State, 1992.

MOST PUNTS

9, New Mexico, 1938, 8 vs. Georgia Tech, 2005.

FEWEST FIRST DOWNS

11, Southern Mississippi, 2003; 12, New Mexico, 1938, West Virginia, 1964.

MOST PENALTIES

18, Washington State, 1992.

MOST PENALTY YARDS

136, Washington State, 1992.

MOST FUMBLES

4, Washington State, 1992, Southern Mississippi, 2003.

MOST FUMBLES LOST

4, Southern Mississippi, 2003; 2, Washington State, 1992, vs. Arizona, 1994.

SACKS

9 vs. Pittsburgh, 2004; 5 vs. Southern California, 1993, vs. Southern Mississippi, 2003; 4 vs. Southern California, 2001.

SACK YARDAGE

73 vs. Pittsburgh, 2004; 45 vs. Southern California, 2001; 38 vs. Southern Mississippi, 2003; 28 vs. Southern California, 1993.

PASS DEFLECTIONS

9 vs. Arizona, 1994, vs. Southern Mississippi, 2003.



Mike Anderson rushed for a school record 254 yards in the 1999 Las Vegas Bowl.

FIRST-TEAM ALL-CONFERENCE



ALL-SKYLINE CONFERENCE

1938	Bruce Balkan, E Leonard McGarry, T Ernest Baldwin, C Paul Snow, HB
1939	Paul Bogden, E Luke Pappas, T Rex Geary, G Bill Swan, QB
1940	Carlos Soffe, E Floyd Spendlove, T Rex Geary, G Izzy Spector, HB
1941	Floyd Spendlove, T Izzy Spector, HB
1942	LeGrande Gregory, E Brigham Gardner, T Burt Davis, C Dewey Nelson, HB
1946	Dewey Nelson, HB
1947	Bernard Hafen, E Bill Angelos, G Cannon Parkinson, QB Frank Nelson, FB
1948	Bernard Hafen, E Tally Stevens, E Wally Nalder, G Bob Summerhays, FB
1949	Wally Nalder, G
1950	Dave Cunningham, QB George Bean, FB
1951	Charles Kalani, G Tom Dublinski, QB Weston Gardner, LB
1952	Robert Morris, E Ray Westort, G Don Rydalch, QB Don Peterson, HB Jim Dublinski, T Frank Branham, S
1953	Dick Bubak, E James Durrant, G Don Rydalch, QB Don Peterson, FB
1955	Louis Mele, HB Herb Nakkan, HB
1956	Larry Amizich, T Chester Franklin, G
1957	Evert Jones, T John Urses, C Lee Grosscup, QB Stuart Vaughn, HB Merrill Douglas, FB
1958	Lee Grosscup, QB
1959	Larry Wilson, HB Monk Bailey, FB
1960	Thornton Peterson, T Tony Polychronis, G Edward Pine, C
1961	Marv Fleming, E Edward Pine, C

ALL-WESTERN ATHLETIC CONFERENCE

1962	Dave Costa, OT
1963	Roy Jefferson, SE Gary Hertzfeldt, QB
1964	Roy Jefferson, SE Mel Carpenter, OT Ron Coleman, HB Allen Jacobs, FB
1965	Mike Butera, TE John Stipech, OT Pat McKissick, C
1966	John Stipech, DT
1967	Norm Chow, OG Norm McBride, DE
1968	Louis (Speedy) Thomas, SE Norm McBride, DE
1969	Dale Nosworthy, TE Larry Stone, LB Norm Thompson, S
1970	Dale Nosworthy, TE Gordon Jolley, OT Norm Thompson, S Marv Bateman, K
1971	Marv Bateman, K
1972	Bob Peterson, OT Don Van Galder, QB Fleming Jensen, PK Bob Pritchett, DE Bob Fratto, DT
1973	Bill Powers, OG Chuck Johanson, C Steve Odom, FL/RS Dan Marrelli, PK Ron Rydalch, DT Steve Marshall, S
1974	John Huddleston, LB
1976	Jack Steptoe, RS
1977	Rick Partridge, P Tom McNamara, PK
1978	Jeff Lyall, DE Tom Krebs, OG Rick Partridge, P
1979	Lewis Walker, RB Jeff Griffin, DB Tony Lindsay, RB



Defensive tackle Steve Clark was first-team all-WAC from 1980-81.

1980	Dean Miraldi, DG Jeff Griffin, DB Steve Clark, DT
1981	Steve Clark, DT Jack Campbell, OT Wayne Jones, OG Del Rodgers, RB Bill Gompf, LB Tony Reed, DB Gilbert Alvarez, PK
1982	Carl Monroe, RB Lonnie Lawson, DB
1983	Jeff Reyes, DE
1984	Danny Huey, WR Carlton Walker, OG Eddie Johnson, RB Mark Blossch, LB Filipo Mokofisi, LB Peter Owens, NG Erroll Tucker, RS

1985	Erroll Tucker, RS, DB Kevin Reach, OG
1986	Loren Richey, WR Dave Cullity, OT Eddie Johnson, RB
1987	Eric Jacobsen, DB
1988	Carl Harry, WR Dennis Smith, TE
1990	Anthony Davis, LB Sean Knox, DB
1991	Bryan Rowley, WR Jimmy Bellamy, DL Anthony Davis, LB LaVon Edwards, DB
1992	Luther Elliss, DE
1993	Luther Elliss, DE Lance Scott, OC
1994	Luther Elliss, DT Mark Rexford, LB Kareem Leary, DB Ernest Boyd, DB Lance Scott, OC Curtis Marsh, WR Anthony Brown, OT
1995	Harold Lusk, DB
1996	Kevin Dyson, WR Chris Fuamatu-Ma'afala, RB Harold Lusk, DB
1997	Kevin Dyson, WR/ST Danny Davis, OG Pene Talamaivao, DL Phil Glover, LB Clarence Lawson, DB
1998	Daniel Jones, WR Mike Anderson, RB John Frank, DL Kautai Olevao, LB Robert Love, DB



Defensive lineman John Frank was first-team all-conference in 1998—Utah's final year in the Western Athletic Conference.

FIRST-TEAM ALL-CONFERENCE

ALL-MOUNTAIN WEST CONFERENCE

1999	Mike Anderson, RB John Frank*, DL Luis Park, OL Steve Smith, RS Kautai Olevao, LB
2000	Doug Kaufusi, OL Andre Dyson, DB Kautai Olevao, LB
2001	Doug Kaufusi, OL Garrett Smith, DL Jason Kaufusi, DL Sheldon Deckart, LB
2002	Jordan Gross, OL Jason Kaufusi, DL Garrett Smith, DL Antwoine Sanders, DB
2003	Ben Moa, TE Josh Savage, DL Paris Warren, WR
2004	Alex Smith*, QB Morgan Scalley*, DB Steve Savoy, WR Chris Kemoeatu, OL Steve Fifita, DL Sione Pouha, DL
2005	Eric Weddle*, DB Dan Beardall, PK Jesse Boone, OL Steve Fifita, DL Spencer Toone, LB

*Player of the Year



JORDAN GROSS, OFFENSIVE TACKLE

2002 National Honors

Consensus All-American
Outland Trophy Finalist

2002 First-Team All-American

Associated Press
FWAA
Walter Camp
CNNSI.com
CBS Sportsline.com
College Football News

2002 First-Team All-Conference

Unanimous pick

NFL Notes

1st Round (No. 8 overall to Carolina in 2003)
First offensive lineman taken in the 2003 draft
Started at right tackle in the 2004 Super Bowl



ALEX SMITH, QUARTERBACK

2004 National Honors

Heisman Finalist (fourth in the voting)
The Sporting News National Player of the Year
Sports Illustrated National Player of the Year
Davey O'Brien Finalist
Walter Camp Player of the Year Finalist

2004 First-Team All-American

FWAA Cingular Wireless/ABC Sports All-American
SI.com All-American (first team)
CoSIDA Football Academic All-American of the Year

2004 First-Team All-Conference

Unanimous pick
Offensive Player of the Year

NFL Notes

No. 1 pick overall draft pick (San Francisco in 2005)
Highest Mountain West Conference draft pick ever



Kautai Olevao, LB, 1998-2000



Andre Dyson, DB, 2000



Garrett Smith, DL, 2001-02



Jason Kaufusi, DL, 2001-02



Josh Savage, DL, 2003



Chris Kemoeatu, OL, 2004



Morgan Scalley, DB, 2004



Steve Fifita, DL, 2004-05



Dan Beardall, PK, 2005



Jesse Boone, OL, 2005

NOTABLE NUMBERS



No. 7 Steve Smith, WR



No. 41 Larry Wilson, HB



No. 90 Sione Pouha, DT

- 1 Kevin Dyson, WR
Jeff Griffin, DB
Bob Summerhays, FB

- 2 Bill Swan, QB
Erroll Tucker, DB/RS

- 3 Ernest Boyd, DB
Wally Nalder, G

- 4 Kareem Leary, DB
Antwoine Sanders, DB

- 5 Dave Cunningham, QB
Andre Guardi, PK
Lonnie Lawson, DB

- 6 Chris Fuamatu-Ma'afala, RB
Steve Savoy, WR
Carlos Soffe, E

- 7 Phil Glover, LB
Steve Smith, WR

- 8 Harold Lusk, DB
Ben Moa, TE

- 9 Henry Lusk, TE/SB
Spencer Toone, LB

- 10 Scooter Longmire, QB
Mike McCoy, QB
Tom McNamara, PK
Paul Snow, HB

- 11 "Pokey" Allen, QB
Lee Grosscup, QB
Carl Harry, WR
Izzy Spector, HB
Alex Smith, QB
Lewis Walker, RB

- 12 Dave Dungan, QB
Mark Stevens, QB

- 13 Gil Alvarez, PK
Bruce Balkan, E

- 14 Tom Dublinski, QB
Steve Marshall, DB

- 15 Gary Hertzfeldt, QB

- 16 Scott Robbins, DB

- 17 Don Rydalch, QB

- 18 Curtis Marsh, WR

- 19 Ernest Baldwin, C
Scott Mitchell, QB
Rick Partridge, P
Bryan Rowley, WR
Don Van Galder, QB

- 20 Clarence Lawson, DB
Luke Pappas, T

- 21 Andre Dyson, DB
Dan Marrelli, PK
Tony Reed, DB
Stuart Vaughn, HB

- 22 Mike Anderson, RB
Frank Branham, DB
LaVon Edwards, DB
Tony Lindsay, RB

- 23 Sean Knox, DB
Loren Richey, WR

- 24 Eric Jacobsen, DB
Bernard McGarry, T

- 25 Ron Coleman, RB
Carl Monroe, RB
Steve Odom, RS
Morgan Scalley, DB

- 26 Paul Bolden, E
Louis Mele, HB

- 27 Max Pierce, HB
Tally Stevens, E

- 28 Floyd Spendlove, T

- 30 Frank Nelson, FB
Don Peterson, HB
Karl Schleckman, T

- 32 Jamal Anderson, FB
Eddie Johnson, RB
Eric Weddle, DB

- 33 Bill Angelos, G
Monk Bailey, FB
Del Rodgers, RB

- 34 Sam Baldwin, RB

- 35 Robert Love, DB

- 36 George Bean, FB
Merrill Douglas, FB
Allen Jacobs, FB

- 41 Larry Wilson, HB

- 42 Charlie Smith, TB

- 43 Anthony Davis, LB
Kautai Olevao, LB
Jack Steptoe, RS
Norm Thompson, DB

- 44 Jerry Overton, HB
Craig Smith, P
Josh Savage, DE

- 45 Jack Cross, FB
Bernard Hafen, E
Herb Nakkan, HB

- 46 Filipo Mokofisi, DE

- 47 Frank Christensen, FB
Fred Graves, SE
Cannon Parkinson, QB

- 48 Dan Beardall, PK

- 49 Ray Geary, G

- 50 Pat McKissick, C
Larry Stone, LB

- 52 Chuck Johanson, C

- 54 Sheldon Deckart, LB
John Urses, C

- 55 Ed Pine, C
Mark Rexford, LB

- 56 Tom Krebs, OG
Lance Scott, C

- 57 Weston Gardner, LB

- 58 John Huddleston, LB

- 59 Jimmy Bellamy, DL
Chad Folk, C
Doug Kaufusi, OL

- 60 Mark Blosch, LB
Bill Gompf, LB
Jack Johnson, T
Charles Kalani, G

- 61 Peter Owens, NG

- 63 Garrett Smith, DL

- 64 Dean Miraldi, OG
Lynn Stiles, G

- 65 Manny Fernandez, DT
Chester Franklin, G
Wayne Jones, OG

- 68 Norm Chow, OG
James Durrant
Daryl Haley, OG
Chris Kemoeatu, OG
Bill Powers, OG

- 69 Tony Polychronis, OG
Jordan Gross, OT
Ray Westort, OG

- 70 Danny Davis, OG
James Hansen, OT
Bob Peterson, OT

- 71 Larry Amizch, T
Mel Carpenter, OT

- 72 Gary Keller, DT
Kevin Reach, OG
Pete Reihlman, T
John Stipech, DT

- 73 Gordon Jolley, DT
Jeff Lyall, DE

- 75 Don Henderson, T

- 74 Anthony Brown, OT
Dave Cullity, OT
Bob Fratto, DT

- 76 Jack Campbell, OT
Ralph Orson, OL
Luis Park, OL
Carlton Walker, OG

- 77 Dave Costa, T
Jim Dublinski, T
Gregg Kent, T

- 78 Norm McBride, DE

- 79 Evert Jones, T
Ken Peterson, T
Ron Rydalch, DT
Jesse Boone, OL

- 80 Danny Huey, WR
Roy Jefferson, E
Daniel Jones, WR
Craig McEwen, UB
Robert Morris, E
Dale Nosworthy, TE
Bob Pritchett, DE
Dennis Smith, TE

- 81 Marv Bateman, K/P

- 82 Jerry Liston, E
Paris Warren, WR

- 83 Luther Elliss, DL
Steve Folsom, TE
George Seifert, E

- 84 Dick Graham, SE
Speedy Thomas, SE

- 86 Jason Kaufusi, DL
Gary Kerl, DE

- 87 Marv Fleming, E
Orville Nellestein, E

- 89 Dick Bubak, E

- 90 Mike Butera, TE
Fleming Jensen, PK
Sione Pouha, DT
Jeff Reyes, DE

- 93 John Frank, DE

- 94 Steve Fifita, DT

- 99 Steve Clark, DT



1994 CONSENSUS ALL-AMERICAN
Luther Elliss, Defensive Tackle



2002 CONSENSUS ALL-AMERICAN
Jordan Gross, Offensive Tackle



2004 HEISMAN FINALIST
Alex Smith, Quarterback

UTAH ALL-AMERICANS

1928
Alton Carman, Tackle
3rd Team I.N.S.

1929
Marvin Jonas, Center
3rd Team I.N.S.
3rd Team Consolidated Press

Earl 'Powerhouse' Pomeroy, Fullback
1st Team I.N.S.
2nd Team Consolidated Press
3rd Team Associated Press

1930
Marvin Jonas, Center
2nd Team Consolidated Press

George Watkins, End
2nd team Allen J. Gould

Frank Christensen, Fullback
3rd Team I.N.S.

1931
Frank Christensen, Fullback
3rd Team I.N.S.

1932
Frank Christensen, Fullback
1st Team UP, World Telegram

Jack Johnson, Tackle
1st Team Lawrence Perry

1938
Bernard McGarry, Tackle
1st Team Central Press Football

1941
Floyd Spendlove, Tackle
1st Team Colliers Little All-America

1957
Lee Grosscup, Quarterback
1st Team FWAA
1st Team *Look*
1st Team Newspaper Enterprise
1st Team Williamson
2nd Team UPI
2nd Team United Press
2nd Team Associated Press

1959
Larry Wilson, Halfback
3rd Team Williamson
3rd Team I.N.S.

1961
Ed Pine, Center
1st Team Williamson

1962
Dave Costa, Tackle
Williamson

1964
Roy Jefferson, End

1970
Marv Bateman, Kicker
First Team FWAA
Norm Thompson, Defensive Back

1971
Marv Bateman, Kicker

1973
Steve Odom, Return Specialist
1st Team FWAA

1980
Jeff Griffin, Defensive Back
2nd Team N.E.A.

1981
Steve Clark, Defensive Tackle
1st Team FWAA
3rd Team Associated Press
2nd Team N.E.A.

1984
Carlton Walker, Offensive Guard
1st Team FWAA
2nd Team Associated Press

1985
Erroll Tucker, Return Specialist
1st Team FWAA
1st Team *The Sporting News*
1st Team *Football News*

1991
Bryan Rowley, Wide Receiver
2nd Team *The Sporting News*

1994
Luther Elliss, Defensive Tackle
Consensus All-American
1st Team Associated Press
1st Team AFCA
1st Team FWAA
1st Team Scripps Howard
1st Team UPI
2nd Team *Football News*

Anthony Brown, Offensive Tackle
3rd Team Associated Press

2001
Doug Kaufusi, Offensive Tackle
3rd Team *The Sporting News*

2002
Jordan Gross, Offensive Tackle
Consensus All-American
Outland Trophy Finalist
1st Team FWAA
1st Team Walter Camp
1st Team Associated Press
1st Team CNN/Com
1st Team Sportsline.com

2004
Alex Smith, Quarterback
1st Team FWAA
1st Team SI.com
2nd Team Walter Camp

Chris Kemoeatu, Offensive Guard
1st Team FWAA
1st Team SI.com

Steve Savoy, Wide Receiver
2nd Team SI.com
Honorable Mention *The Sporting News*

Morgan Scalley, Defensive Back
2nd Team SI.com


FIRST-TEAM ALL-AMERICANS

4
FRANK CHRISTENSEN
 Fullback
 1930-32
 1932 All-American



Frank Christensen was named an All-American following the 1932 season. He was honored by the United Press and by World Telegram. Christensen had an outstanding three-year career with the Utes. He was a three-time all-Rocky Mountain Conference choice. Christensen, who was affectionately called "Chris" was elected a team captain in both his junior and senior seasons. Christensen was a strong influence on a team which dominated the Intermountain region. During his career, Utah won three consecutive Rocky Mountain Conference championships. In fact, the Utes never lost a game in the RMC with Christensen on the field.

11
LEE GROSSCUP
 Quarterback
 1957-1958
 1957 All-American



Lee Grosscup was named an All-American following the 1957 season. He was honored by Look Magazine; the Newspaper Enterprise Association; the Williamson National Football Rating; Dave Garroway's "Today" television show; and radio announcer Tom Harmon. Grosscup set a collegiate record during his junior season, completing 94-of-136 passes for a 68.6 completion percentage. He bettered the old mark by 4.6 percent. Grosscup also led the nation in passing yardage in 1957, throwing for 1,398 yards, including 10 touchdowns and just two interceptions. His two interceptions was the best mark in the nation as well. Finishing with 1,274 yards, Grosscup finished sixth in the nation in total offense in 1957. In addition to his first-team honors, Grosscup was honored by numerous outlets as a second-team All-American. He finished 10th in the balloting for the 1957 Heisman Trophy. Grosscup passed for 316 yards against Army in 1957. He was also 12-of-13 passing in a terrible snowstorm against Colorado State. He also punted for the Utes. Grosscup still holds the Utah record for single-season completion percentage, set in 1957. He ranks third on the Utah career chart for completion percentage, completing passes at a .621 clip. Grosscup was an all-Skyline Conference first-team selection in both 1957 and 1958. He was a first-round selection of the New York Giants in the 1959 NFL Draft.

YEAR	ATT	CMP	INT	PCT	YDS	TD
1957	137	94	2	68.6	1398	10
1958	124	68	n/a	54.8	828	3
Totals	261	162	--	62.1	2226	13

21
MARV BATEMAN
 Punter/Kicker
 1969-1972
 1970, 1971 All-American



Marv Bateman earned FWAA All-America honors following both the 1970 and 1971 seasons. He holds the distinction of being the only Utah football player ever to be named first-team All-American twice. As a junior in 1970, Bateman set an NCAA record by averaging 45.6 yards a punt. With Bateman handling the punting, Utah led the nation in team punting in 1970. He tallied a long punt of 72 yards as a junior. Bateman also made a 52-yard field goal in 1970. In 1971, Bateman converted six of eight PATs and four of 10 field goals. His punting average was 48.1 yards per punt, breaking his own NCAA record. Bateman currently holds Utah records for single-game (54.14), single-season (48.07) and career (46.89) punting average. His single-game record was set in 1970 against Wyoming. The single-season mark came in 1971. Bateman also earned all-WAC honors in 1970 and 1971.

YEAR	PUNT	YARDS	AVG.	PAT	FG	PTS
1969	—	—	—	25	10	55
1970	65	2968	45.6	24	7	45
1971	68	3269	48.3	6	4	18
Totals	133	6237	46.9	55	21	118

25
STEVE ODOM
 Return Specialist
 1970-1973
 1973 All-American



Steve Odom was named a FWAA All-America kick returner following the 1973 season. During his senior season, Odom averaged 29.5 yards per return on 21 kickoff returns. That average included a 93-yard kickoff return for a touchdown. He was also a stellar punt returner. Odom returned 13 punts for an average of 23.3 yards per punt return in 1973, including two for scores. He had a long punt return of 78 yards during his senior season. In 1972, Odom set Utah school records for longest punt return (79) and longest kickoff return (95). For his career, Odom averaged 26.1 yards per kickoff return, which now ranks third in school history. Odom, who was also an all-WAC flanker in 1973, was selected by the Green Bay Packers in the fifth round of the 1974 NFL Draft.

YEAR	KOR	YDS	AVG	TD	LG
1971	37	980	26.5	1	85
1972	41	984	17.4	2	95
1973	21	618	29.5	1	93
Totals	99	2582	26.1	4	95

YEAR	PR	YDS	AVG	TD	LG
1972	14	244	17.4	2	95
1973	13	304	23.3	2	78
Totals	27	548	20.3	4	95

99
STEVE CLARK
 Defensive Line
 1978-1981
 1981 All-American



Steve Clark was a FWAA All-America defensive lineman at Utah in 1981. He led the Utes in sacks and fumble recoveries in 1981—tallying 12 sacks and recovering three fumbles. He also forced a fumble and recorded 62 total tackles. In addition to his All-America recognition, Clark was an all-Western Athletic Conference selection in 1980 and '81. As a junior, Clark finished second on the team in tackles with 88 and led the team with four sacks. For his career, Clark tallied 213 tackles, 20 sacks and five fumble recoveries. His 20 sacks still ranks fourth on the Utah career charts. He was selected in the ninth round of the NFL Draft by the Miami Dolphins.

YEAR	UT	AT	TT	SKS	FR
1978	4	20	24	1	1
1979	10	29	39	3	1
1980	25	63	88	4	0
1981	16	46	62	12	3
Totals	55	158	213	20	5

76
CARLTON WALKER
 Offensive Line
 1983-1984
 1984 All-American



Carlton Walker was named a FWAA All-America offensive lineman following the 1984 season. Walker anchored a Ute offensive line in 1984 that blocked for a 430.5-yard-per game rushing attack. That figure ranks as the sixth-best season in Utah history. Walker's ability to pull and lead the Utah option game, and his knack for being able to put a block on an opponent in the open field, were touted as some of his best attributes. Walker also earned all-Western Athletic Conference honors in 1984. He played tackle for the Utes as a junior in 1983, before moving inside to the guard spot as a senior.

2
ERROLL TUCKER
 Return Specialist
 1984-1985
 1985 All-American



Erroll Tucker was named an All-America return specialist in 1985 by the FWAA, The Sporting News and Football News. In 1985, Tucker returned 16 punts for an average of 24.3 yards per and two touchdowns. He averaged 29.1 yards per return on 24 kickoffs, including two TDs and a long return of 100 yards. Tucker became just the third player in NCAA history to score on a punt return, kick return and interception return in one season in 1985. At the time, Tucker was the only player in NCAA history to score more

FIRST-TEAM ALL-AMERICANS

than one TD on punt returns, kick returns and interceptions returns in one season. He scored twice on kick returns, twice on punt returns and three times on interception returns during his senior season. Tucker also set an NCAA record for highest return average (punts and kicks combined) in one season, averaging 27.2 yards per return in 1985. He was the first player in the history of college football to lead the country in both kick and punt returns. Tucker was 14th in the nation in kickoff returns and eighth in punt returns as a junior in 1984. In addition to his kick return prowess, Tucker grabbed six interceptions and broke up nine passes in 1985. Tucker earned all-WAC honors as a return specialist twice. He was a second-team choice as a defensive back in 1984 and a first-team selection in 1985.

YEAR	KOR	YDS	AVG	TD	LG
1984	17	393	23.1	0	74
1985	24	698	29.1	2	100
Totals	41	1091	26.6	2	100

YEAR	NO	YDS	AVG	TD	LG
1984	22	257	11.7	1	69
1985	16	389	24.3	2	62
Totals	38	646	17.0	3	69

83
LUTHER ELLISS
Defensive Line
1991-1994
1994 All-American



Luther Elliss was declared a consensus All-American in 1994 after making the AP, AFCA, FWAA, Scripps Howard and United Press International teams. He finished the season with 78 total tackles, starting all 11 games at defensive tackle during his senior campaign after playing defensive end the previous two seasons. Elliss led the 1994 squad with nine tackles for loss, while also tallying four sacks, two fumble recoveries, two pass break-ups and a forced fumble. A three-time all-WAC selection, he led the conference in sacks as a junior with 10, despite being double-teamed on virtually every play. He tallied 16 tackles for loss in his sophomore season, leading the WAC in that category. Elliss still holds the Utah career record for tackles for loss with 29 and he ranks seventh all-time in sacks (19). He finished his career 239 total tackles, including 116 solo stops. Selected by the Detroit Lions, Ellis was the No. 20 overall selection in the 1995 NFL Draft. He would become an all-pro player for the Lions.

YEAR	UT	AT	TT	TFL	SKS
1991	13	11	24	1	3
1992	34	53	87	16	2
1993	26	24	50	3	9
1994	43	35	78	9	4
Totals	116	123	239	29	18

69
JORDAN GROSS
Offensive Line
1999-2002
2002 All-American



Jordan Gross was proclaimed a consensus All-American following the 2002 season—earning a place on the Associated Press, FWAA, Walter Camp, American Football Coaches Association (AFCA) and The Sporting News' teams. Gross was also an Outland Trophy finalist in 2002 and was a unanimous first-team all-Mountain West Conference selection. He started all 11 games at left tackle in 2002, grading out at 95 percent for all his pass blocking plays and 93 percent in total blocking. His coaches graded Gross at 100 percent hustle in every game during his senior season. Gross registered 129 pancake blocks in 2002, including double-figure games against Wyoming (20), BYU (14) and Indiana (13). As a junior, Gross started all 12 games at left tackle. He started 37 consecutive games to finish out his career, beginning with the final three games of the 1999 season. In his junior and senior seasons, Gross did not allow a single sack. He earned honorable mention all-MWC honors as both a sophomore and junior. Gross was a first-round draft choice and the No. 8 pick overall of the Carolina Panthers in 2003. He has started at Carolina since his rookie year.

68
CHRIS KEMOEATU
Offensive Line
2001-2004
2004 All-American



Chris Kemoatu made two All-America teams following Utah's historic 2004 season—earning a place on the FWAA and by SI.com teams. Also a first-team all-Mountain West Conference performer in 2004, Kemoatu started all 12 games at right guard. He averaged 68 snaps per game and recorded a team-best 81 knockdowns. Kemoatu had four double-digit knockdown games during his senior season, including 11 vs. BYU in the regular-season finale. The 96-percent grade Kemoatu received from the coaching staff following a victory over North Carolina was the best of the 2004 season for a Ute offensive lineman. He graded out at 75% or better in eight of 11 regular-season games. Kemoatu anchored an offensive line in 2004 that helped the team set single-season school records for total offense, scoring offense, average yards per rush, completion percentage, passing efficiency and first downs. Kemoatu earned honorable mention all-conference accolades following both his sophomore and junior campaigns. He started six games and played in eight at right guard as a junior, while starting all 11 games at left guard as a sophomore. Kemoatu was a sixth-round draft choice of the Pittsburgh Steelers in the 2005 NFL Draft.

11
ALEX SMITH
Quarterback
2002-2004
2004 All-American



Alex Smith, Utah's first-ever Heisman Trophy finalist, earned National Player of the Year honors from Sports Illustrated and The Sporting News and was a first-team All-American of the FWAA and SI.com (second-team Walter Camp). He would become Utah's first-ever No. 1 overall selection in the NFL Draft, foregoing his senior season and joining the San Francisco 49ers in 2005. On a conference level, Smith was the 2004 MWC Offensive Player of the Year and earned the conference's player of the week award six times in 2004. Smith passed for 32 touchdowns during the 2004 season, completing 214-of-317 attempts for 2,952 yards. He also rushed for 631 yards and 10 touchdowns in his final Ute campaign. Smith was 21-1 in his career as Utah's starting quarterback. He finished his career as the school record-holder in career yards per completion, career completion percentage and career passing efficiency. Smith's career touchdown-to-interception ratio was 5.9:1. Smith was a second-team all-MWC performer during his sophomore season, passing for 2,247 yards and rushing for 452. He tossed 15 touchdown passes against just three interceptions as a sophomore, including a stretch of 180 attempts without allowing an interception. In addition to his on-field accomplishments, Smith was outstanding in the classroom. He was named the 2004 Academic All-American of the Year for all NCAA sports from a field of over 360,000 athletes. Smith graduated with a bachelor's degree in economics in just two years—days after his 20th birthday. He had begun work on a master's degree before leaving for the NFL.

YEAR	G/GS	ATT	CMP	INT	PCT	YDS	TD
2002	2/0	4	2	1	50.0	4	0
2003	11/10	266	173	3	65.0	2247	15
2004	12/12	317	214	4	67.5	2952	32
Totals	25/22	587	389	8	66.3	5203	47

YEAR	G/GS	ATT	YDS	AVG	TD
2002	2/0	2	-11	-5.5	0
2003	11/10	149	452	3.0	5
2004	12/12	135	631	4.7	10
Totals	25/22	286	1072	3.7	15

UTAH NFL DRAFT PICKS BY ROUND



Alex Smith was the No. 1 pick in the 2005 NFL Draft—going to the San Francisco 49ers. He is the only No. 1 draft pick in MWC history.

First Round

- 1959 Lee Grosscup, No. 10 (N.Y. Giants)
- 1971 Norm Thompson, No. 17 (St. Louis)
- 1995 Luther Elliss, No. 20 (Detroit)
- 1998 Kevin Dyson, No. 16 (Tennessee)
- 2003 Jordan Gross, No. 8 (Carolina)
- 2005 Alex Smith, No. 1 (San Francisco)

Second Round

- 1962 Ed Pine (San Francisco)
- 1965 Roy Jefferson (Pittsburgh)
- 1981 Dean Miraldi (Philadelphia)
- 1982 Darryl Haley (New England)
- 2001 Andre Dyson (Tennessee)

Third Round

- 1963 Dave Costa (Los Angeles)
- 1969 Louis Thomas (Cincinnati)
- 1973 Marv Bateman (Dallas)
- 1981 Jeff Griffin (St. Louis)
- 1982 Del Rodgers (Green Bay)
- 2001 Steve Smith (Carolina)
- 2002 Cliff Russell (Washington)
- 2005 Sione Pouha (New York Jets)

Fourth Round

- 1944 George Betteridge (Detroit)
- 1949 Bob Summerhays (Green Bay)
- 1968 Charlie Smith (Oakland)
- 1969 Norman McBride (Miami)
- 1990 Scott Mitchell (Miami)
- 1994 Kurt Haws (Washington)
- 2002 Ed Ta'amu (Minnesota)

Fifth Round

- 1946 Gay Adelt (Washington)
- 1956 Herb Nakken (Los Angeles)
- 1967 Richard Tate (Green Bay)
- 1974 Steve Odom (Green Bay)
- 1984 Andy Parker (L.A. Raiders)
- 1986 Erroll Tucker (Pittsburgh)
- 1995 Lance Scott (Arizona)

Sixth Round

- 1938 Karl Schleckman (Detroit)
- 1939 Bernie McGarry (Los Angeles)
- 1958 Merrill Douglas (Chicago)
- 1982 Jack Campbell (Seattle)
- 1998 Chris Fuamatu-Ma'afala (Pittsburgh)
- 2000 John Frank (Philadelphia)
- 2000 Mike Anderson (Denver)
- 2003 Lauvale Sape (Buffalo)
- 2005 Chris Kemoeatu (Pittsburgh)

Seventh Round

- 1952 Wes Gardner (Detroit)
- 1954 Jack Cross (Detroit)
- 1960 Larry Wilson (St. Louis)
- 1965 Gregg Kent (Detroit)
- 1965 Frank Roy (St. Louis)
- 1994 Jamal Anderson (Atlanta)
- 1995 Curtis Marsh (Jacksonville)
- 1995 Bronzell Miller (St. Louis)
- 1996 Henry Lusk (New Orleans)
- 1999 Phil Glover (Tennessee)
- 2000 Richard Seals (New York Jets)
- 2003 Antoine Sanders (Baltimore)
- 2005 Jonathan Fanene (Cincinnati)
- 2005 Paris Warren (Tampa Bay)
- 2006 Quinton Ganther (Tennessee)
- 2006 Spencer Toone (Tennessee)

Eighth Round

- 1942 Floyd Spendlove (Pittsburgh)
- 1952 Tom Dublinski (Detroit)
- 1973 Bob Peterson (New Orleans)
- 1974 Ron Rydalch (N.Y. Jets)
- 1979 Rick Partridge (Green Bay)
- 1986 Filipino Mokofisi (New Orleans)

Ninth Round

- 1938 Paul McDonough (Pittsburgh)
- 1940 Luke Pappas (St. Louis)
- 1982 Steve Clark (Miami)

Tenth Round

- 1940 Tom Pace (Chicago)
- 1964 Allen Jacobs (Green Bay)
- 1968 Jerome Lawson (Buffalo)
- 1968 Jack Gehrke (Kansas City)
- 1980 Lewis Walker (Washington)
- 1981 Steve Folsom (Miami)
- 1982 Wayne Jones (Miami)

11th Round

- 1963 Marv Fleming (Green Bay)
- 1969 Gary Kerl (St. Louis)
- 1975 Ike Spencer (Minnesota)
- 1992 Anthony Davis (Houston)

12th Round

- 1966 John Stipech (Washington)
- 1968 Bob Trumbo (Cincinnati)

13th Round

- 1946 Reed Nostrum (Chicago)
- 1953 Ray Westort (Philadelphia)
- 1955 Don Henderson (Detroit)
- 1970 Dave Smith (Green Bay)
- 1974 Gary Keller (Minnesota)
- 1975 Willie Armstead (Cleveland)

14th Round

- 1940 Pete Bogden (Los Angeles)
- 1961 Ken Peterson (Minnesota)
- 1965 Frank Andruski (San Francisco)
- 1970 Ray Groth (St. Louis)
- 1974 Don Van Galder (Washington)

15th Round

- 1942 Mac Speedie (Detroit)
- 1946 Stan Stapley (New York Giants)
- 1963 Jerry Overton (Dallas)
- 1967 Ben Woodson (Oakland)

16th Round

- 1954 Charlie Grant (Philadelphia)
- 1964 Andrew Ireland (Green Bay)
- 1972 Gordon Longmire (Dallas)
- 1971 Billy Hunter (Buffalo)
- 1976 John Huddleston (Denver)

17th Round

- 1953 George Bean (Cleveland)
- 1961 Terry Nofsinger (Pittsburgh)
- 1971 Gordon Jolley (Detroit)

18th Round

- 1943 Bert Davis (Los Angeles)
- 1960 Tony Polychronis (N.Y. Giants)

19th Round

- 1946 Lawrence Mauss (Philadelphia)
- 1948 Barney Hafen (Detroit)
- 1954 Don Rydalch (Pittsburgh)

20th Round

- 1948 Frank Nelson (Yanks)
- 1950 Joe Tangaro (N.Y. Giants)
- 1954 Jim Durrant (Detroit)

21st Round

- 1953 Jim Dublinski (Washington)
- 1958 Everett Jones (Pittsburgh)

22nd Round

- 1948 Tally Stevens (Pittsburgh)
- 1949 Gil Tobler (Detroit)

23rd Round

- 1951 Dave Cunningham (Yanks)
- 1958 Larry Fields (San Francisco)

24th Round

- 1955 Max Pierce (St. Louis)

26th Round

- 1956 Jack Kammerman (Cleveland)

27th Round

- 1944 Nick Pappas (Washington)

30th Round

- 1946 Tom Panos (Detroit)

31st Round

- 1945 Bill Broderick (New York Giants)

32nd Round

- 1943 Woody Peterson (Chicago)
- 1947 Ralph Olsen (Green Bay)



Jordan Gross, a first-round draft pick, was the first offensive lineman taken in the 2003 draft—going No. 8 to Carolina. He has started since his rookie year.

UTAH NFL DRAFT PICKS BY TEAM



Jamal Anderson had an all-pro career at Atlanta. He started in the '99 Super Bowl.

Arizona/Chicago/St. Louis Cardinals

- 1940 Luke Pappas, Ninth Round
- 1955 Max Pierce, 24th Round
- 1960 Larry Wilson, Seventh Round
- 1965 Frank Roy, Seventh Round
- 1969 Gary Kerl, 11th Round
- 1970 Ray Groth, 14th Round
- 1971 Norm Thompson, First Round
- 1981 Jeff Griffin, Second Round
- 1995 Lance Scott, Fifth Round

Atlanta Falcons

- 1994 Jamal Anderson, Seventh Round

Baltimore Ravens

- 2003 Antwoine Sanders, Seventh Round

Boston/New York Yanks

- 1948 Frank Nelson, 20th Round
- 1951 Dave Cunningham, 23rd Round

Buffalo Bills

- 1971 Billy Hunter, 16th Round
- 2003 Lauvale Sape, Sixth Round

Carolina Panthers

- 2001 Steve Smith, Third Round
- 2003 Jordan Gross, First Round

Chicago Bears

- 1940 Tom Pace, 10th Round
- 1943 Woody Peterson, 32nd Round
- 1946 Reed Nostrum, 13th Round
- 1958 Merrill Douglas, Sixth Round

Cincinnati Bengals

- 1968 Bob Trumby, 12th Round
- 1969 Louis Thomas, Third Round
- 1995 Jonathan Fanene, Seventh Round

Cleveland Browns

- 1953 George Bean, 17th Round
- 1956 Jack Kammerman, 26th Round
- 1975 Willie Armstead, 13th Round

Dallas Cowboys

- 1963 Jerry Overton, 15th Round
- 1972 Gordon Longmire, 16th Round
- 1973 Marv Bateman, Third Round

Denver Broncos

- 1976 John Huddleston, 16th Round
- 2000 Mike Anderson, Sixth Round

Detroit Lions

- 1938 Karl Schleckman, Sixth Round
- 1942 Mac Speedie, 15th Round
- 1944 George Betteridge, Fourth Round
- 1946 Tom Panos, 30th Round
- 1948 Barney Hafen, 19th Round
- 1949 Gil Tobler, 22nd Round
- 1952 Wes Gardner, Seventh Round
- 1952 Tom Dublinski, Eighth Round
- 1954 Jack Cross, Seventh Round
- 1954 Jim Durrant, 20th Round
- 1955 Don Henderson, 13th Round
- 1965 Gregg Kent, Seventh Round
- 1971 Gordon Jolley, 17th Round
- 1995 Luther Elliss, First Round

Green Bay Packers

- 1947 Ralph Olsen, 32nd Round
- 1949 Bob Summerhays, Fourth Round
- 1963 Marv Fleming, 11th Round
- 1964 Allen Jacobs, 10th Round
- 1964 Andrew Ireland, 16th Round
- 1967 Richard Tate, Fifth Round
- 1970 Dave Smith, 13th Round
- 1974 Steve Odom, Fifth Round
- 1979 Rick Partridge, Eighth Round
- 1982 Del Rodgers, Third Round

Jacksonville Jaguars

- 1995 Curtis Marsh, Seventh Round

Kansas City Chiefs

- 1968 Jack Gehrke, 10th Round



Lauvale Sape still plays for the team that drafted him in 2003—the Buffalo Bills.



Mike Anderson was the 2001 NFL Rookie of the Year as a Denver Bronco draft pick.

Miami Dolphins

- 1969 Norman McBride, Fourth Round
- 1981 Steve Folsom, 10th Round
- 1982 Steve Clark, Ninth Round
- 1982 Wayne Jones, 10th Round
- 1990 Scott Mitchell, Fourth Round

Minnesota Vikings

- 1961 Ken Peterson, 14th Round
- 1974 Gary Keller, 13th Round
- 1975 Ike Spencer, 11th Round
- 2002 Ed Ta'amu, Fourth Round

New England Patriots

- 1982 Darryl Haley, Second Round

New Orleans Saints

- 1973 Bob Peterson, Eighth Round
- 1986 Filipino Mokofisi, Eighth Round
- 1996 Henry Lusk, Seventh Round

New York Giants

- 1945 Bill Broderick, 31st Round
- 1946 Stan Stapley, 15th Round
- 1950 Joe Tangaro, 20th Round
- 1959 Lee Grosscup, First Round
- 1960 Tony Polychronis, 18th Round

New York Jets

- 1974 Ron Rydalch, Eighth Round
- 2000 Richard Seals, Seventh Round
- 2005 Sione Pouha, Third Round

Oakland/Los Angeles Raiders

- 1967 Ben Woodson, 15th Round
- 1968 Charlie Smith, Fourth Round
- 1984 Andy Parker, Fifth Round

Philadelphia Eagles

- 1946 Lawrence Mauss, 19th Round
- 1953 Ray Westort, 13th Round
- 1954 Charlie Grant, 16th Round
- 1981 Dean Miraldi, Second Round
- 2000 John Frank, Sixth Round

Pittsburgh Steelers/Pirates

- 1938 Paul McDonough, Ninth Round
- 1942 Floyd Spendlove, Eighth Round
- 1948 Tally Stevens, 22nd Round
- 1954 Don Rydalch, 19th Round
- 1958 Everett Jones, 21st Round
- 1961 Terry Nofsinger, 17th Round
- 1965 Roy Jefferson, Second Round
- 1986 Erroll Tucker, Fifth Round
- 1996 Chris Fuamatu-Ma'afala, Sixth Rd
- 2005 Chris Kemoeatu, Sixth Round

San Francisco 49ers

- 1958 Larry Fields, 23rd Round
- 1962 Ed Pine, Second Round
- 1965 Frank Andruski, 14th Round
- 2005 Alex Smith, First Round

Seattle Seahawks

- 1982 Jack Campbell, Sixth Round

St. Louis/Cleveland/Los Angeles Rams

- 1939 Bernie McGarry, Sixth Round
- 1940 Pete Bogden, 14th Round
- 1943 Bert Davis, 18th Round
- 1956 Herb Nakken, Fifth Round
- 1963 Dave Costa, Third Round
- 1995 Bronzell Miller, Seventh Round

Tampa Bay Buccaneers

- 2005 Paris Warren, Seventh Round

Tennessee Titans/Houston Oilers

- 1992 Anthony Davis, 11th Round
- 1998 Kevin Dyson, First Round,
- 1999 Phil Glover, Seventh Round
- 2001 Andre Dyson, Second Round
- 2006 Quinton Ganther, Seventh Round
- 2006 Spencer Toone, Seventh Round

Washington Redskins

- 1944 Nick Pappas, 27th Round
- 1946 Gay Adelt, Fifth Round
- 1953 Jim Dublinski, 21st Round
- 1966 John Stipech, 12th Round
- 1974 Don Van Galder, 14th Round
- 1994 Kurt Haws, Fourth Round
- 1980 Lewis Walker, 10th Round
- 2002 Cliff Russell, Third Round

UTES IN THE PROS

YEAR	PLAYER	TEAM
1925	Milt Romney	Chicago
1929	Marv Jonas	Brooklyn
1932	Frank Christensen	Detroit
	Jack Johnson	Detroit
1933	Win Croft	Brooklyn, Pittsburgh
1934	Walt McDonald	Brooklyn
1935	Aldo Richins	Detroit
1937	Paul McDonough	Pittsburgh
1939	Bernard McGarry	Cleveland
1940	Fred Gehrke	Cleveland, Los Angeles
1944	Wayne Clark	Detroit
1946	Mac Speedie	Cleveland
1948	Frank Nelson	Boston, New York
1949	Bernard Hafen	Detroit
	Ralph Olson	Green Bay
	Bob Summerhays	Green Bay
1950	Tom Dublinski	Detroit, New York, Denver
1958	Merrill Douglas	Chicago, Dallas, Philadelphia
1959	Larry Wilson	St. Louis
1960	Lee Grosscup	New York
1961	Terry Nofsinger	Pittsburgh, St. Louis, Atlanta
	Ken Peterson	Minnesota
1962	Ed Pine	San Francisco, Pittsburgh
1963	Dave Costa	Oakland, Buffalo, Denver
	Marv Fleming	Green Bay, Miami, Washington
	Jerry Overton	Dallas
1964	Monk Bailey	St. Louis
	Frank Roy	St. Louis
1965	Allen Jacobs	Green Bay, New York
	Roy Jefferson	Pittsburgh, Washington, Baltimore
1966	Greg Kent	Oakland, Detroit
1967	Charlie Smith	Oakland
1968	Bob Trumpy	Cincinnati

1968	Manny Fernandez	Miami
	Jack Gehrke	Kansas City, Cincinnati
	Jerry Lawson	Buffalo
	Norm McBride	Miami
	Steve Molnar	Saskatchewan
	Charlie Smith	Oakland, San Diego
1969	Speedy Thomas	Cincinnati, New Orleans
1970	Gordon Jolley	Cincinnati, Detroit, Seattle
	Dale Nosworthy	Saskatchewan
1971	Fred Graves	Chicago
	Gary Kerl	Toronto
	Norm Thompson	St. Louis, Baltimore
	David Walker	Edmonton
1972	Marv Bateman	Buffalo, Dallas
	Gordon Jolley	Detroit, Seattle
	Scooter Longmire	Dallas, N.Y. Jets
	Bob Pritchett	Saskatchewan
1973	Steve Marshall	San Diego
1974	Willie Armstead	Calgary
	Steve Odom	Green Bay, New York
	Ike Spencer	Minnesota
1975	Ron Rydahl	Chicago
1976	Ron Cherkas	Saskatchewan
1977	Jack Steptoe	San Francisco
1978	John Huddleston	Oakland
	Tom Krebs	Calgary
1979	Rick Partridge	New Orleans, San Diego, Buffalo
	Louis Walker	Washington
1980	Tony Lindsay	Toronto
	Dean Miraldi	Philadelphia, L.A. Raiders, Denver
	Roland Soloman	Dallas, Buffalo, Denver,
1981	Steve Folsom	Philadelphia, New York, Dallas
	Jeff Griffin	St. Louis, Philadelphia
	Wayne Jones	Los Angeles Express
	Billy Gompf	Boston Breakers



Luther Elliss was a Pro Bowl defender for Detroit, where he started for nearly a decade. He also played at Denver.



Barry Sims has been in the league since 1997 (mostly with Oakland) and played in the 2003 Super Bowl



Pro Bowl receiver Steve Smith led the NFC in receiving in 2005. He started for Carolina in the 2004 Super Bowl.

UTES IN THE PROS

1982	Jack Campbell Steve Clark Steve Cox Dan Doubiago Ray Elgaard Darryl Haley Floyd Hodge Del Rodgers Rich Umphrey	Seattle Miami Toronto Los Angeles Express, Kansas City Saskatchewan New England, Cleveland, Green Bay Atlanta Green Bay, San Francisco New York, San Diego	1992	Anthony Davis Errol Martin	Houston, Seattle, Kansas City, Green Bay, Baltimore Edmonton
1983	Carl Monroe	San Francisco	1993	Dave Chaytors Mike DeHoog Keith Embray Ed Miller	Ottawa, British Columbia Seattle San Diego, Tennessee Edmonton
1984	Bob Binkele Danny Huey Andy Parker Mark Stevens Carlton Walker	San Francisco San Francisco Los Angeles Raiders, San Diego Montreal, San Francisco Seattle	1994	Jamal Anderson Blaine Berger Cedric Crawford Kurt Haws Greg Hooks Bryan Rowley Sean Williams	Atlanta San Diego Las Vegas Washington Calgary Miami Winnipeg
1985	Erroll Tucker Filipo Mokofisi Terry Shaw	Pittsburgh, Buffalo, New England New Orleans, British Columbia Miami	1995	Anthony Brown Charlie Brown Deron Claiborne Luther Elliss Roy Ma'afala Curtis Marsh Mike McCoy Bronzell Miller Mark Rexford Lance Scott	Cincinnati, Pittsburgh San Diego Washington Detroit, Denver Memphis Jacksonville, Pittsburgh, Cleveland, Saskatchewan Denver, Green Bay, Philadelphia St. Louis Los Angeles Arizona, N.Y. Giants, New England
1986	Dave Cullity Andre Guardi James Hansen James Hardy Manny Hendrix Greg Holder Loren Richey	Cleveland, San Francisco Washington Pittsburgh Los Angeles Rams Dallas B.C. Lions Los Angeles Rams	1996	Henry Lusk	New Orleans, Washington, Miami, Tampa Bay
1987	Wayne Jones Tika Manu Craig McEwen Kevin Reach Reggie Richardson	Minnesota Miami Washington, San Diego San Francisco B.C. Lions	1997	Chad Folk Rocky Henry Harold Lusk Barry Sims	Toronto Dallas, Calgary, British Columbia, Saskatchewan Indianapolis Cincinnati, Oakland
1988	Bryan Bero Carl Harry	Chicago Washington, Houston	1998	Armand Boglin Kevin Dyson Chris Fuamatu-Ma'afala Juan Johnson Clarence Lawson	Calgary Tennessee, Carolina, San Diego, Washington Pittsburgh, Jacksonville British Columbia, Miami, Toronto Toronto
1989	Joe Clausi Eddie Johnson Scott Mitchell Dennis Smith	Calgary Calgary Miami, Detroit, Baltimore, Cincinnati Phoenix	1999	Phil Glover Pene Talamaivao Daniel Jones	Tennessee, Indianapolis Buffalo, San Diego, Ottawa St. Louis, Los Angeles



Andre Dyson, now with the N.Y. Jets, started at cornerback for Seattle in the 2006 Super Bowl.



Kevin Dyson was a starting receiver for Tennessee and played in the 2000 Super Bowl.



Chris Kemoeatu plays for Pittsburgh and was on the Steelers' 2006 Super Bowl team.

UTES IN THE PROS

2000	John Frank Mike Anderson Richard Seals Omar Bacon Jay Hill	Philadelphia, N.Y. Giants Denver, Baltimore N.Y. Jets, New Orleans, Buffalo N.Y. Giants Buffalo
2001	Andre Dyson Steve Smith Andy Bowers Jeff Ray Kautai Olevao	Tennessee, Seattle, N.Y. Jets Carolina Arizona, Buffalo Cincinnati Tennessee
2002	Cliff Russell Ed Ta'amu Doug Kaufusi Ma'ake Kemoeatu Yohance Scott Dameon Hunter Adam Tate	Washington, Cincinnati, Miami Minnesota, Houston, San Diego, Saskatchewan Baltimore, Carolina Baltimore, Toronto Baltimore Jacksonville
2003	Jordan Gross Lauvale Sape Antwoine Sanders Dustin McQuivey Paris Jackson Josh Lyman Garrett Smith Sheldon Deckart	Carolina Buffalo Baltimore, Hamilton Cincinnati Buffalo, British Columbia St. Louis Calgary Hamilton
2004	Arnold Parker Ben Moa Dave Revill Josh Savage Lewis Powell Thomas Herrion Brandon Warfield Ray Holdcraft	Seattle, San Francisco Miami, N.Y. Jets Baltimore Tampa Bay, Atlanta Cleveland San Francisco Baltimore Ottawa

2005	Alex Smith Sione Pouha Chris Kemoeatu Jonathan Fanene Paris Warren Steve Savoy Morgan Scalley Corey Dodds	San Francisco New York Jets Pittsburgh Cincinnati Tampa Bay Detroit Philadelphia Hamilton
2006	Quinton Gantner Spencer Toone Jesse Boone Steve Fifita John Madsen Marty Johnson Travis LaTendresse	Tennessee Tennessee Cincinnati Miami Oakland Denver Kansas City, Baltimore

Bold indicates status as of June 15, 2006



THOMAS HERRION (1981-2005)


Thomas Herrion, a much-loved offensive lineman at Utah from 2002-03, passed away following a 2005 preseason NFL game with the San Francisco 49ers. He is missed by the many people whose lives he touched at the University of Utah, where he was a team captain.



Ma'ake Kemoeatu, a starting defensive tackle for Baltimore, signed with Carolina in the 2006 offseason.



Wide receiver Paris Warren was drafted by Tampa Bay in 2005.



Defensive lineman Jonathan Fanene plays for Cincinnati, which drafted him in 2005.

A

Aalona, Makai-2002-03-04
 Abrams, Steve-1989-90-91-92
 Absher, Wade-1991
 Adams, Roger-1955
 Adams, Ron-1981-82-83
 Adams, Tom-1953-54
 Adelt, Gerhard (Gay)-1940-41
 Adelt, Horst-1940-41
 Afeaki, Kite-2004-05
 Afu, Kava-1988-89-90
 Agbor, Mbe-1999-00
 Akina, Ryan-1996-97
 Alba, Brian-1992-93
 Aldridge, Randy-1989-90
 Alexander, Hugh-1988
 Allen, Bob-1952
 Allen, Daniel-1973-74
 Allen, Ernest-1963-64
 Allen, Jamal-1996-97-98
 Allen, Roy-1997-98
 Alley, Robert-1936-37-38
 Alston, Reggie-1991-92
 Alvarez, Gilbert-1980-81
 Alvey, Robert-1980
 Amizich, Larry-1955-56-57
 Ammons, Dennis-1967-68
 Andersen, Gary-1985-86
 Anderson, Andy-1904-05-06-07
 Anderson, Brian-1988-89-90-91
 Anderson, Del Roy-1955
 Anderson, Jamal-1992-93
 Anderson, James-1921
 Anderson, Jerome-1997-98
 Anderson, John-1989-90
 Anderson, Mark-1978-79-80-81
 Anderson, Mike-1998-99
 Anderson, Wesley-1928
 Andrews, Jack-1967-68
 Andruski, Frank-1963-64
 Angell, Mark-1979
 Anglesey, Mike-1987-88-89-90
 Arceneaux, Anthony-2001
 Arceneaux, Darnell-1997-98-99-00
 Armstead, Willie-1972-73-74
 Armstrong, Jefferson-1917
 Arnett, Glen-1932-33-34
 Arntz, Dave-1953
 Arquette, Mitch-2004-05
 Ashby, Charles-1959-60-61
 Ashton, Willard-1911
 Atkinson, Ray-1935-36
 Au, Brigham-2004
 Austin, Leo-1986-87
 Austin, Mike-2002
 Avery, Del-1936
 Ayers, Richard-1975-77-78-79

B

Bachhuber, Brian-1998-99-00
 Bacon, Omar-1995-96-98-99
 Bahr, Brooks-2000-01-02
 Bailey, Daniel-1967-68
 Bailey, Mike-1975-76-77-78
 Bailey, Monk-1958-59
 Bailey, Rickey-1976
 Baker, Stephen-1983-84-85-86
 Baker, Terry-1963-65-66
 Baldwin, Ernest-1936-37-38

Baldwin, Sam-1975-76-79-80
 Balken, Bruce-1936-37-38
 Ballard, John-1996
 Barker, Gary-1967-68-69
 Barker, Howard-1912-13
 Barr, Donnie-1953-54-55
 Barrett, Daniel-1977-78
 Barrett, Ted-1942
 Barsness, Richard-1972-73-74
 Barton, Eva-1904-05-06
 Barton, Mark-1990-91-92-93
 Bateman, Marvin-1969-70-71
 Battcher, Jeff-1981
 Bauer, Bob-1939
 Baulkman, Michael-1996
 Bean, Bruce-1964-65-66
 Bean, George-1950-51-52
 Beard, Therman-1984-85
 Beardall, Dan-2005
 Beardall, Derek-2005
 Bearden, Dennis-1970-71
 Beatie, Hugh-1924
 Beck, Cal-1994-95-96
 Beckstead, Dan-1930-31-32
 Beckstead, Rex-1934
 Behling, Lincoln-1938
 Belczyk, Eugene-1970-71-72
 Bellamy, Jimmy-1990-91



Freddie Brown lettered in 2005.

Bellock, Kurt L.-1969-70
 Belnap, Michael G.-1973-76
 Bendinger, Boo-1996-97-98-99
 Bennett, Raymond-1984-85
 Bennion, Dezla-1907-10-11-12
 Bennion, Earl-1903
 Bennion, Fred-1902-04-05-06
 Benton, Edwin-2001-02
 Bentz, Diego-1989
 Berger, Blaine-90-91-92-93
 Bernson, Kay-1951-52
 Bero, Bryan-1984-85-86-88
 Berry, Kent E.-1958
 Besler, Rodney F.-1977-78
 Bettridge, George-1942-43
 Beuhner, Paul-1930
 Bezyack, Martin-1954-55-56-57
 Bigelow, Darrell B.-1966
 Binkele, Robert-1981-82-83-84
 Birch, Tom Clay-1958-59-60

Bird, Dylan-1999
 Bischoff, George-1930-31
 Black, Martell-1987
 Blackmon, Phil-2001
 Blankenbaker, Ronald-1978-79
 Blaufuss, Armin-1965-66-67
 Blossch, Mark-1981-82-83-84
 Blossch, Raymond K.-1974-75-76
 Boberg, Calvin-1923-24-25
 Bobich, John L-1967
 Bogden, Bob-1952-53
 Bogden, Peter-1938-39
 Boghossian, Dave-1994
 Boglin, Armand-1995
 Boglin, Armand-1996
 Bohlen, Emmett-1916
 Boise, Paul T.-1905
 Bolinger, Joey-2001
 Bonifacio, Bob-1987-88-89-90
 Bonifacio, Frank-1987-88-89-90
 Bonvicino, Donald-1955-56-57
 Boone, Jason-2004-05
 Boone, Jesse-2002-03-04-05
 Borich, Joe-1959-60-61
 Borreson, Bryan-2002-03-04-05
 Borthwick, Roy-1965
 Boss, George-1954-55-56-57
 Bougere, Vyron-1967
 Bourdeaux, Rick-1974-75-76
 Bourne, Hal-1951-52-53
 Bowers, Andy-1997-98-99-00
 Bowman, Harold-1944
 Bown, Andy-1990
 Boyd, Ernest-1993-94
 Boykin, Marion-1968-69-70
 Brady, Kyle-2004-05
 Brand, Ryan-2001-02
 Brandenburg, Steven-1970-71-72
 Branham, Franklin (Set)-1952-53
 Breckon, John-1915
 Breska, Ryan-2001
 Bridge, Gordon-1931-32-33
 Briggs, Lorin-1913-14
 Brinton, Merrill-1962-63
 Brock, Vincent-1976-77-78-79
 Broderick, Verle-1942
 Brokmeyer, Albert-1913-14-15
 Brown, Anthony-1993-94
 Brown, Ben-1996
 Brown, Charlie-1990-91-93-94
 Brown, Dennis-1961
 Brown, Freddie-2005
 Brown, Gail-1953-54
 Brown, George-1901-02-05-06
 Brown, James-1969-70
 Brown, Mark-1908
 Brown, Merle-1941
 Brown, Michael-1974-75
 Brown, Richard-1953
 Brown, Tom-1958-62
 Brummel, Edward-1971
 Brunetti, Guy-1950-51
 Bryant, Aaron-2002-03
 Bryant, Montel-1983-84-85-86
 Bryant, Richard-1906-07
 Bubak, Dick-1951-52-53
 Buchert, Gerald-1971-72
 Buchi, Craig-1976
 Buchi, Mark-1972-73-74
 Buckman, Robert-1963-64
 Buckner, Bruce-1965

C

Cabading, Gene-1965-66
 Caffey, Paul-1925-26-27
 Cahoon, Dell-1915
 Calcote, Tyrone-1985-88
 Call, Newell-1934-35-36
 Callis, Paul-1932-34
 Callister, Hy-1936
 Campbell, Jack-1980-81
 Campbell, Ryan-1987
 Campman, Kenneth-1958-59
 Cannon, Karl-1900
 Carlson, Oscar-1902-03-04
 Carlston, Peter-1931-32-33
 Carlton, Demetrius-1989
 Carmichael, Rex-1910
 Carmon, Alton-1926-27-28
 Carpenter, Melville-1962-63-64
 Carrasco, Ernest-1979
 Carroll, David-2004
 Carter, Ralph-1956-57
 Caruso, Frank James-1958
 Carvalho, Stewart-1998-99
 Casco, Kawika-2001-02-05
 Casell, Roderick-1983
 Castain, Daren-1989-90-91-92
 Casteel, Brent-2005
 Castillo, Ed-1992-93
 Cate, Scott-1984
 Cato, Adam-1963
 Cecil, Paul-1927-28
 Cerbin, David-1975-76
 Champion, Vere-1922-23-24-25
 Charlebois, Tom-1953
 Chaytors, Dave-1989-90-91-92
 Checketts, Victor (Mgr.)-1978-79-80-81
 Cherkas, Ronald-1975-76
 Cherlin, Kenneth-1965
 Chestang, Gary-1960
 Child, Craig-1979
 Childs, Robert-1938-39
 Chow, Norm-1965-66-67
 Christensen, Chris-1998-99-00
 Christensen, Frank-1930-31-32
 Christensen, James-1936-37
 Christensen, Preston-1990-91-92
 Christensen, William-1926-27
 Christianson, Howard-1997-99
 Christianson, Kimball-1997-98-99-00
 Christoffersen, Dirk-1996-97
 Chung, William-1957-58-59
 Cima, Scott-1981-82

ALL-TIME UTE LETTERMEN

Cissell, David-1962
 Claiborne, Deron-1993-94
 Clanton, Richard-1958
 Clark, Daniel-1974-78-79
 Clark, David-1944
 Clark, Harold-1923
 Clark, I.P.-1920-22
 Clark, Jon-2004
 Clark, Lyman-1943
 Clark, Rulon-1941
 Clark, Sherman-1929-30-31
 Clark, Spence-1957-58
 Clark, Stephen-1978-79-80-81
 Clark, Wayne-1937-39
 Clary, Daniel L.-1977-78-79
 Clausi, Joe-1988-89
 Clawson, Roger-1988-89
 Clay, Bill-1951-52
 Clerc, Charles-1944
 Cline, Roger F.-1964-65
 Clyde, Dana J.-1970
 Cochran, Josh-1995-97-98-99
 Coggins, Gerald-1964
 Cole, Charles L.-1974
 Cole, Winslow-1912
 Coleman, David-1917
 Coleman, Ron-1963-64
 Collins, Frank-1973-74-75
 Collins, Timothy-1967-68-69
 Collotzi, Albert-1955
 Condie, Brock-2005
 Conger, James-1960-61-62
 Conley, Ed-1984-85-86
 Conley, Robert-2005
 Conley, Spencer (Spike)-1952-53
 Connaughton, Mike-1988-89
 Conville, James-1907-08
 Conway, James-1971-72-73
 Coogan, Robert-1958-59
 Cook, Glen-1965
 Cook, Paul-1951-52-53
 Cooper, Eugene-1937-38
 Cooper, Michael-1967
 Cooperwood, Sylvester-1994
 Cordy, Michael-1974-75-76
 Corty, Thomas-1962-63-64
 Cory, Thomas-1936-37-38
 Cospy, Tony-1984
 Costa, David-1961-62
 Couch, Sherman (Pete)-1927-28
 County, Adolph-1993-94
 Cousin, Bruce-1969-70-71
 Cowley, Carter-1951-52-53
 Cowley, William-1933-34-35
 Cox, Steve-1981-82
 Cox, William-1925-27
 Crafts, Charles-1957
 Cragan, Calvin-1960-62
 Crandall, Irwin-1936-37-38
 Cravens, William-1960-61-62
 Crawford, Cedric-1990-91-92-93
 Creer, Frank-1927
 Crockett, D'Shaun-1999-00-01-02
 Croft, Winfield-1930-31-33
 Croshaw, T.D.-1999-00
 Cross, Gene (Bud)-1953-54-55
 Cross, Jack.-1951-52-53
 Crosswhite, Jonathan-1997-98
 Crouch, Lloyd-1913-14-15
 Crum, Frederick-1975-76-77
 Cruse, Don-1986-87

Cullity, Dave-1985-86
 Cunningham, David-1994-95-97
 Cureton, Gonzalo-1965-66
 Custer, Everett-1971-72-73

D

D'Errico, Liberto-1978
 Dahl, David-1972-73-74
 Dahl, Steve-2004
 Dailey, Russ-1989-90-91-92
 Daniels, Derek-1977
 Dart, Brandon-1996-99-00
 Davies, Harold-1932-33
 Davis, Anthony-1990-91
 Davis, Burt-1940-41-42
 Davis, Danny-1994-95-96-97
 Davis, Desmond-1999-01-02
 Davis, Joe-1968-69-70
 Davis, Michael-1962-63
 Davis, Ray-1938
 Davis, Robert-1928-29
 Davis, Theron-1929-30
 Davis, Tim-1978-80
 Day, Bruce-1962-63
 Day, David-1988
 Day, Gregory-1975-79-80-81
 De'Malignon, Adam-1989-90-92
 Dean, Vernon-1910-13
 DeBenedetti, Dario-1964-65-66
 DeBraw, Larry-1962
 DeCastro, Louis-1994-95
 Deckart, Sheldon-1999-00-01-02
 Decker, Ivan-1920
 Degnan, Patrick-1975-76-77
 DeHoog, Mike-1988-90-91-92
 DePrimio, Alfred-1972-73-74
 Dickamore, Tony-1998-99
 Dirkmaat, David-2004-05
 Dilman, Ray-1911
 Dixon, Walt-1982-83-84
 Doberon, Joseph-1944
 Dockery, Gerald-1969-70
 Dodds, Corey-2001-02-03-04
 Dolan, Al-1993
 Dolan, Dave-1987-88
 Dolce, Frank-1991-92
 Doolittle, Thomas-1909
 Dornier, Hank-1991-92
 Dotson, Gordon-1959-60-61
 Doubiago, Daniel-1979-80-82
 Dougall, George M.P.-1900-01-02
 Douglas, Clarence-1914-15-16
 Douglas, Merrill-1955-56-57
 Dow, Pete-1926-27-29
 Dowd, Joe-1969
 Drews, Jeremy-1994
 Driggs, Merlin-1964-65-66
 Dublinski, Jim-1950-51-52
 Dublinski, Tom-1950-51
 Duckworth, Douglas H.-1972-73
 Duehlmeier, Fred-1936
 Duke, James-1987
 Dungan, Dave-1953-54-55
 Durrant, Jim-1951-52-53
 Dwinell, CR-2000-01
 Dye, Ellis-1955
 Dykeman, LeGrande-1924-25-26-27
 Dyson, Andre-1997-98-99-00
 Dyson, Kevin-1994-95-96-97
 Dyson, Patrick-1998-99-00

E

Echols, Phil-1988-89
 Eck, Don-1980-81-82
 Eckles, Rick-1987-88
 Edgar, Don-1951-52
 Edge, Richard-1972
 Edwards, LaVon-1988-89-90-91
 Edwards, Mike-1989
 Egger, Larry-1985-86
 Eldracher, Lawrence-1971-72-73
 Eldredge, Todd-1986-88-89
 Elgaard, Ray-1981-82
 Elkington, Clair-1959
 Elliot, Myrthen-1930-31
 Elliott, Brett-2002-03
 Elliss, Luther-1991-92-93-94
 Embray, Keith-1990-91
 Enlow, Don-1983
 Enosa, Bobby-2000
 Ensign, Forrest-1943
 Ericksen, Stanford-1932
 Erickson, Don-1957
 Erickson, Irving-1911
 Escalante, Michael-1971
 Ethridge, Teneil-1995-97-98-99
 Evans, Casey-2003-04-05
 Evans, Jack-1973
 Evans, Kent-1920-21-22-23
 Evans, Layne-1975-76
 Evans, Richard-1954
 Evans, Roland-1942
 Evans, Thomas-1942
 Evans, Walter-1902

F

Fa'amoe, Toele-1993-95
 Fahringer, Tim-1982-84
 Fairman, Jay-1979-81-82-83
 Fanene, Jonathan-2003-04
 Fankhauser, Matt-1997
 Farrell, Bob-1939
 Fatafehi, Toni-1997
 Faust, Augustus-1937
 Feller, Ray-1953
 Femovich, Dave-1981
 Fenn, William-1956
 Ferguson, Earl-1920
 Ferguson, Tyce-1980-81
 Ferguson, W.P.-1907
 Ferguson, Warren-1952
 Fernandez, Manuel-1965-66-67
 Fetzer, John-1931
 Ficklin, Morris-1944
 Fields, Clarence-1984-85-86-87
 Fields, Larry-1955
 Fields, Lowell-1956-58
 Fields, Melvin-1978-79
 Fifita, Steve-2002-03-04-05
 Finau, Pouha-1994
 Fineanganofa, Devo-1994
 Fisher, George-1953
 Fisher, Vardis-1917
 Fitzgerald, Keith-1938-39-40
 Fitzpatrick, Tommy-1911-12
 Fleming, Marvin-1960-61-62
 Fleshman, Harte-1904
 Fletcher, Gerald-2003-04
 Flitton, Jeff-1982
 Folk, Chad-1995-96



Casey Evans has lettered from 2003-05.

Folsom, Scott-1978
 Folsom, Steve-1978-79-80
 Forbes, Morris.-1903
 Forsberg, Ray-1929-30
 Fortune, Thomas-1998-99-00-01
 Foster, Brad-1990-91-92-93
 Fouts, Mike-1995-96
 Fowler, William-1967-68-69
 Fox, Neve-1924
 Francis, Gary-1955
 Frank, John Gordon-1960-61
 Frank, John-1996-97-98-99
 Franklin, Chet-1954-55-56
 Franks, Gustav-1920-21
 Fratto, Robert-1970-71-72
 Frech, John-1970-71-72
 French, Clyde-1985-86
 Fricks, Charles-1969-70-71
 Fuamatu-Ma'afala, Chris-1995-96-97

G

Ganther, Quinton-2004-05
 Gardner, Brigham-1942
 Gardner, Darrell-1913-14-15
 Gardner, Duncan-1910-11-12
 Gardner, Leroi-1925
 Gardner, Mark-1914-15
 Gardner, Robert-1908
 Gardner, Wes-1950-51
 Gardner, William-1914
 Garidel, Roger-1970-71
 Garrette, Edwin-1992-94
 Garrigan, Afa-2005
 Gawronski, Bob-1952-53-54
 Geary, Rex-1938-39-40
 Gehrke, Clarence (Fred)-1938-39
 Gehrke, Jack F.-1965-66-67
 Geiselmayer, Mark-1983-84-85
 Gerbatz, Dan-1975-76-77
 Gerke, Alex-1982-83
 Germann, Dave-1955
 Gertsch, Grant-1973-74-75
 Gibby, Leo-1969-71
 Gibson, Brian-1995-96
 Gibson, Jed-1953-54-55
 Gilfilan, Joseph-1969-70
 Gillespie, Francis-1923
 Gilmer, Warren-1919-20-21
 Gilreath, Alan-1970-71-72

ALL-TIME UTE LETTERMEN

Glasser, Donald-1968-69-70
 Gleave, Bud-1944
 Glen, George (Mgr)-1928-29
 Glover, Phil-1997-98
 Godfrey, Chris-1994-95-96-97
 Gomez, Randy-1977-78
 Gompf, William-1978-79-80-81
 Goodrich, Grant-1951-52
 Goodrich, William-1915-19
 Goodwin, Harold-1916-17
 Goodwin, Ralph-1926-27-28
 Gordon, Stephen-2005
 Graham, Doug-1988
 Graham, Richard-1975-76
 Graham, Tony-1980-81-82
 Grames, Les-1934-35
 Grant, Benere-1907-08-09-10
 Grant, Charles (Tiny)-1951-52-53
 Grant, Devin-1998
 Graves, Fred-1969-70-71
 Gray, Lindsey-1981-82
 Grayson, Scott-1972-73
 Green Gerald-1974
 Green, Brett-1979-81-82
 Greenhalgh, Don-1954-55-56
 Greenwell, Gerald-1976-77
 Gregory, LeGrande-1940-41-42
 Griffin, Jeffery-1977-78-79-80
 Griffin, Randolph-1974-75-76
 Griffith, Gary-1955
 Griggs, Ken-1986
 Grimm, Aaron-1987-88
 Groesbeck, Frank-1892
 Groneman, Mike-1965-66
 Gross, Jordan-1999-00-01-02
 Grosscup, Lee-1957-58
 Groth, Ray-1967-68-69
 Groth, Richard-1963-64-65
 Guardi, Andre-1983-84-85-86
 Guhin, Allen-1931-32
 Guise, William-1961
 Gunn, Dewey-1936-37

H

Hackenbruck, Tommy-2003-04
 Hafen, Darrell-1944
 Hagemann, Daniel-1975-76
 Hagen, Clarence-1921-22-23-24
 Hagen, Sean-1997
 Haggard, James-1970
 Hagood, Elliot-1970-71-72
 Haig, James-1937-39
 Haley, Darryl-1978-79-80-81
 Hall, Anthony-1990-92
 Hall, Ray-1952
 Hall, Walter-1921
 Hallsey, Steven-1972-73-74
 Hamilton, Dave-1952-53-54
 Hamilton, Norman-1911-12-13
 Hamilton, Rob-1994-95
 Hampton, Victor-1911-12
 Han, William-1942
 Hancock, Harvey-1919-20-21-22
 Hansen, Charles-1940-41
 Hansen, Cory-1977-78-79
 Hansen, James-1983-84-85-86
 Hansen, Matt-2001-02-03
 Hansen, Randell-1968-69-70
 Hansen, Stewart-1992
 Hardin, Clinton-1969



Shaun Harper has lettered from 2003-05.

Hardin, Ricky-1979-80
 Hardman, Jay-1970
 Hardy, Glen-1929
 Hardy, James-1983-84-85-86
 Hardy, Karl-1926-27
 Hariston, Michael-1965-66
 Harker, Benjamin-00-01
 Harkless, Jeff-1992
 Harper, Shaun-2003-04-05
 Harper, Ted-1967
 Harrington, Brian-1989
 Harris, Dee-1903
 Harris, Garland-1986-87-88-89
 Harris, Kenneth-1978
 Harris, Tim-2004-05
 Harrison, Keith-1994-96-97
 Harrison, Kevin-1974-75-76
 Harry, Carl-1986-87-88
 Hartmann, George-1966-67
 Harward, Sam-1996
 Hatch, Sumner-1941
 Haun, Henry (Pete)-1956-57-58
 Hawkes, Thomas-1964-65-66
 Hawn, Kevin-1986
 Haws, Kurt-1992-93
 Heard, Gary-1965-66
 Hearn, Anthony-1995
 Heaton, Lance-1988
 Heffernan, Bull-1996-97
 Heffner, Eric-1977
 Heiselt, Laurence-1903
 Henderson, Don-1952-53-54
 Henderson, Michael-1981
 Henderson, Sean-1988
 Hennessey, J.-1905-08
 Henry, Forrest-1977-78-79-80
 Henry, Frank-1977-78
 Henry, Rocky-1995-96
 Herboth, Kenneth-1973
 Herbst, Vernon-1905
 Herd, Davy-1956
 Hernandez, Brian-2005
 Herrion, Thomas-2002-03
 Hertzfeldt, Gary-1961-62-63
 Heslop, Ronald-1964-65
 Hess, Terry-1979-80
 Hesse, Joe Charles-1960-62
 Hibbard, James-1957-58-59
 Hicks, Darrel-1989-90
 Hill, Jay-1998-99

Hills, Jack (Mgr)-1933
 Hines, Michael-1981-82
 Hinton, Larry-1967-68
 Hoard, Mark-1974-75-76
 Hobbs, Fred-1973-74-75
 Hodge, Floyd-1979-80
 Hodgson, James-1927-28-29
 Hoffman, Greg-1990-91-92-93
 Hoggan, James-1960-62
 Hoggan, Martin-1932-33-34
 Hola, Molonai-1983-84-87-88
 Holdcraft, Ray-2002-03
 Holder, Greg-1985-86
 Holdsworth, Wilbur-1907
 Holladay, Randall-1978-79-80
 Hollandsworth, Len-1981-83
 Holloway, Vernon-1963-64
 Holmes, Marvin-1959-60-61
 Holmstead, Earl (Happy)-1911-12
 Holt, Greg-1986
 Home, William-1907-08-09-10
 Hooks, Greg-1992-93-94
 Hooks, Jason-1995-96-98
 Hoover, Richard-1969-70-71
 Hope, Albert-1904
 Horsley, Bill-1943
 Horsley, M.-1915
 Houston, Charles-1907-08
 Houston, Devin-2001-02
 Howard, Darwin-1930-31-32
 Howard, William-1959-60
 Howells, Edmund-1917-19
 Howells, John-1924-25-26-27
 Howse, Dean-1954
 Hristou, Peter-1974-75-76
 Hucko, Jeffery-1977-78-79-80
 Huddleston, John-1973-74-75
 Hudson, Horace-1912-14
 Huey, Danny-1983-84
 Huff, Thomas-2004
 Huffman, Daniel-1970
 Hughes, Darren-1986-87
 Hunt, Bert-1935
 Hunter, Chris-1996-97-98-99
 Hunter, Dameon-2000-01
 Hunter, William-1969-70
 Hurd, Ernest-1920-21-22



Brian Hernandez lettered in 2005.

Hurren, Henry-1921-22-23
 Hustad, Byron-1974-75-76
 Hutchins, Roosevelt-1973-74
 Hutson, Sean-1990-91
 Hyde, Alonzo-1894

I

Ichertz, Michael-1973-74
 Imperiali, Tim-1989
 Ipaktchian, Rich-1984-85
 Ireland, Andrew-1963-64
 Ita'aehau, Sam-2001
 Iverson, Gregory-1971
 Iverson, Owen-1926-27

J

Jackman, Fred-1943
 Jackson, Artis-1995-96
 Jackson, Daniel-1972
 Jackson, Lynzell-2002
 Jackson, Mark-1984-85
 Jackson, Paris-2001-02
 Jackson, Todd-1995-96-97-98
 Jacobs, Allen-1963-64
 Jacobsen, Chad-2004-05
 Jacobsen, Eric-1984-86-87-88
 Jahries, Chris-1994-95-96-97
 James, Edward-1976
 Jefferson, Roy-1962-63-64
 Jenkins, Bob-1984-85-86-87
 Jenkins, Jeff-1985-86-87
 Jensen, Dean-1955
 Jensen, Corey-1980-82
 Jensen, Don-1951-52-53
 Jensen, Fleming-1971-72
 Jensen, James-1965
 Jensen, John-1962
 Jensen, Karl-1955-56-57
 Jensen, Ryan-1994
 Jensen, Sterling-1935-36
 Jeppson, Don-1933-34-35
 Jeppson, Philip-1921-22-23
 Jewekes, Reid-1921-22-23-24
 Jex, Jeff-1994-95-96
 Jianonni, Joe-2005
 Johannessen, Carl-1980-82
 Johanson, Charles-1971-72-73
 Johnson, Al-2000-02
 Johnson, Andrew-2004-05
 Johnson, Bill-1953
 Johnson, Brian-2004-05
 Johnson, C.J.-1996-98
 Johnson, Don-1936
 Johnson, Ed-1999-00
 Johnson, Eddie-1984-85-86-88
 Johnson, Edward-1967-68
 Johnson, Erick-1977
 Johnson, Gary-1957-58-59
 Johnson, Gerald-1983-84-85-86
 Johnson, Herman-1901
 Johnson, Hilria-1980-81-82-83
 Johnson, Irwin-1933-34
 Johnson, Jack-1930-31-32
 Johnson, Joe-2004
 Johnson, Jordan-2005
 Johnson, Joseph-1966-67
 Johnson, Juan-1994-95-96-97
 Johnson, Keith-1943
 Johnson, Marty-2002-04

ALL-TIME UTE LETTERMEN

Johnson, William-1957-58
 Johnson, William-1978-79-80
 Johnston, Arthur-1958-59
 Johnston, Robert-1940
 Jolley, Gordon-1968-69-70
 Jonas, Jeffery-1959-60-61
 Jonas, Marwin-1928-29-30
 Jones, Brandon-1994-95-96
 Jones, Curt-1985-86-87-88
 Jones, Daniel-1997-98
 Jones, Evert-1955-56-57
 Jones, Hilan-1959-60-61
 Jones, Jason-1993-94
 Jones, Leon-1927-28-29
 Jones, Marcus-1999-00-01-02
 Jones, Michael-1983-84-85
 Jones, Pierre-1992-93
 Jones, Theron-1924-25
 Jones, Wayne-1978-79-80-81
 Jones, Wendell-1965-66
 Jones, William-1968
 Jorgensen, J.D.-2001-02
 Jorgensen, Rey-1941
 Jorgenson, Emil-1922
 Justin, Airabin-1999-01

K

Kalani, Charlie-1951-52
 Kalicki, Don-1950-51-52
 Kaminski, Craig-1984-85-86
 Kammerman, Jack-1955
 Kane, Alex-1955-56-57
 Kaneshiro, Ryan-1998-00-01
 Kamofsky, Harlan-1977-79-80
 Kasper, David-1975-76-77
 Kassotis, Andy-1998
 Katoa, Hema-1997-98
 Katz, Clifton-1958
 Kaufman, Walter-1975-76-77
 Kaufusi, Doug-1998-99-00-01
 Kaufusi, Henry-1994-95
 Kaufusi, Jason-2000-01-02-03
 Kaufusi, Jeff-1994-96
 Kaufusi, Sonny-1987
 Kauhaahaa, Chad-1993-95-96
 Kaul, Fred-1938-39
 Kawano, Eddie-1961
 Kay, Harold-1916
 Kearse, Anderson-1951
 Keehan, Terence-1993-95-96
 Keeler, Gene-1963
 Keller, Gary L.-1971-72-73
 Kellery, Ronnie-1970-71
 Kelly, Wally-1942
 Kemoeatu, Chris-2001-02-03-04
 Kemoeatu, Ma'ake-1998-99-00-01
 Kemoeatu, Tevita-2003-04
 Kennedy, Pat-1985-86-88-89
 Kent, Gret-1964-65
 Kerl, Gary C.-1971
 Kerr, Stephen-1917-20-21-22
 Kerrick, Louis-1916
 Ketchoyian, Ron-1982-83-84
 Kia, Nate-1993-94-95-96
 Kim, Chester-1940-41-42
 Kimball, Harry-1894
 Kimball, Paul-1894
 Kine, Joe-1953-54
 Kinsey, Billy-2004
 King, Creighton-1915-16



Joe Jianonni lettered in 2005.

King, Mitchell-1937
 Kingsbury, Joseph-1900-01-03
 Kinkade, Chet-1967-68
 Kinsella, Michael-1977-78
 Kirk, David-1976
 Kirkham, Homer (Mgr)-1937
 Kirkman, Jeff-1991-92-94-95
 Kirkman, Lewis-1924
 Kirkpatrick, Ronald-1979-80-81-82
 Klein, Steven-1983
 Knapp, Alton-1932
 Knickrehm, Gene-1978-79-81-82
 Knierim, Paul-1986-87
 Knight, Colby-1997-98-99
 Knight, J.R.-1969-70-71
 Knight, Ralph-1931-32-33
 Knowles, Edward-1962-63
 Knox, Sean-1987-88-89-90
 Knudson, Gary-1954-55
 Kokal, Thomas-1963-64
 Kons, Patrick-1975
 Korns, Roderick-1909
 Kovacevich, Matt-2003-04
 Kozlowski, David-1992-94-95
 Kraft, Don-1957-58
 Kramer, Sidney-1933-34-35
 Krause, Karl-1955
 Krebs, Thomas-1975-76-77-78
 Kruse, Mike-1983-84
 Kubitz, Steven-1983-84
 Kunz, Mike-1982
 Kurz, Gordon-1974-77-78

L

Lambert, Kim-1991-92
 Lammle, Wayne-1987-88-89-90
 Langston, Gary-1997
 LaRocque, Eugene-1977-78-79-80
 Larsen, Charles-1930-31
 Larsen, Shane-1990-91
 Larson, Andrew-1902
 Larson, Delmar-1933-34-35
 Larson, Phillip B.-1976
 Larson, Roland-1952
 LaTendresse, Travis-2002-03-04-05
 Latu, Pasili-1988
 Laulu, Sitivi-1998
 Lavarias, Lyle-1973-74-75
 Lave, Taulia-1996-97-98-99

LaVetter, Dave-1990-91
 Lawrence, Frederick-1974
 Lawrence, William-1926-27
 Lawson, Clarence-1994-95-96-97
 Lawson, Jerome-1966-67
 Lawson, Lonnie-1981-82
 Lawson, Todd-1990-91
 Leary, Kareem-1992-94
 Ledbetter, Marquess-2003-04-05
 Lee, Denzil-1922
 Lee, Gordy-1959-60-61
 Lee, Robert-1955-56-57
 Lefiti, Soli-2005
 Leggins, Bob-1982
 Lehman, Alfred-1944
 Leininger, Michael-1972
 Lepule, Tai-1994-96-97
 Levine, Howard-1935
 Lewis, Aric-1984-86
 Lewis, Brian-2001-02
 Lewis, Dick-1952-53
 Lewis, Eddie-1982-83-84-85
 Lewis, Mike-1986-90-91-92
 Lewis, Richard-1956
 Lewton, Terry-1957-58-59
 Liapis, Ronald (Rocky)-1977
 Lieber, Scott-1986-87-88
 Lillie, James-1913-14-15
 Lind, Lesley K.-1976
 Lindsay, James-1974-75
 Lindsay, Tony-1977-78-79-80
 Link, Jay-1996-97
 Liston, Jerry-1954-55-56
 Liston, Paul-1957-58
 Liszka, John-1981
 Liti, Mike-2003-05
 Livingston, Eugene-1923-24-25
 Livingston, Mark-1995-96
 Lobaugh, David-1977-78-79-80
 Lobendahn, Vince-1990-93
 Loden, David-1975-76
 Loell, John-1909
 Logan, Donald-1983-84-85
 Lolohea, Al-1987
 Longmire, Gordon (Scooter)-1970-71
 Lorenz, John (Mgr)-1935
 Lovat, D. Tom-1959-60
 Love, Milton-1909-12-14
 Love, Robert-1995-96-97-98
 Lowery, James-1963-64



Mike Liti lettered in 2003 and 2005.

Lowery, Marvin-1965-66
 Lucas, William-1970-72
 Luca, Mike-1931
 Lundquist, Bob-1955
 Lundy, Johnny-1999-00
 Lunnen, Gerald-1934-35
 Lusk, Harold-1993-94-95-96
 Lusk, Henry-1991-92-93-95
 Lyall, Jeffrey-1978
 Lybbert, Evert-1928-29-30
 Lyman, Jeremy-2000-01-02
 Lyman, Josh-2000-01-02
 Lynch, Roger-1943
 Lyons, Rudolph-1926

M

Ma'afala, Roy-1991-92-93-94
 Mack, Darrell-2005
 Madsen, John-2003-04-05
 Mahe, John-1987-90
 Mahe, Sione-1994-95
 Manliguis, Keoni-1991-92
 Manning, Charles-1901
 Manno, Ronald Joseph-1960-61-62
 Manu, Tika-1986-87
 Manutai, Mapusaga-1973-74
 Marchese, Leonard-1981-82-83
 Margetts, Sumner-1913
 Marlowe, Steven-1972-73-74
 Marrelli, Dannie-1972-73
 Mars, Paul-1940
 Marsden, Thomas-1977-78
 Marsh, Curtis-1993-94
 Marshall, Eldon-1952
 Marshall, Grady-2002-03-04-05
 Marshall, Robert-1981-83
 Marshall, Steven-1971-72-73
 Marshall, William-1971
 Marston, Derrick-1994-95
 Marthakis, Peter-1913-14-15
 Martin, Errol-1990-91
 Martin, Grant-1944
 Martinek, Brian-1979-80-82
 Martinez, Ray-1954
 Mason, Kevin-1981
 Mason, Seward-1902
 Mastelotto, Bob-1958-59
 Mastelotto, James-1956-58
 Matagi, Everest-1996-97-98
 Matheney, Rickey-1976
 Mathews, Ron-1988
 Mauss, Laury-1943-44
 Maxfield, Nalin-1984
 May, Gregory-72
 Mays, Fred-1894
 Mazzotta, Frank-1964-65
 McAllister, Jon-1981-82
 McBride, June-1928-29-30
 McBride, Norman-1967-68
 McCain, Brice-2005
 McCarty, Murray-1914
 McCloy, Henry-1979-80-82-83
 McCoy, Mike-1993-94
 McCullum, Joe-1999
 McDonald, Leo-1931-33
 McDonald, Walter-1930-31-32
 McDonough, Paul-1936-37
 McEwen, Craig-1985-86
 McFarren, Fred-1967-68
 McGarry, Bernard-1936-37-38

ALL-TIME UTE LETTERMEN

McGarry, Leonard-1938
 McGill, Charles-1916
 McGivney, Donald-1956-57-58
 McGriff, Joe-1985-86
 McIntyre, George-1892
 McIntyre, John-1974-75
 McIntyre, Roy-1913-14-15
 McKane, Steve-1997-98-99
 McKay, David-1894
 McKee, Lex-1950-51-52
 McKenna, Edward-1906
 McKenna, James-1986-87-89-90
 McKenzie, Fred-1933-34-35
 McKissick, John-1937-38-39
 McKissick, Patrick-1964-65-66
 McKnight, William-1961
 McLaughlin, Robert-1959-60
 McMillian, Jeff-1985-86
 McNamara, Thomas-1976-77
 McNitt, Tom-1988-89-91-92
 McNutt, Jaun-2002
 McQuaide, John-1962-63-64
 McQuivey, Dustin-2000-01-02
 McQuivey, Shayne-1988-89-90
 Mecham, Jack-1941
 Mecham, Milton-1936-37
 Meeves, Henry-1943
 Mele, Lou-1953-54-55
 Mellon, Bascom-1988
 Mellow, Steve-1968-69
 Mendonca, Chris-1985-86-87
 Meredith, Craig-1985-86
 Merritt, LaVere-1954-55
 Merritt, Marc-1994-96-97-98
 Michinock, Peter-1969-70-71
 Migliaccio, Robert-1958-59
 Miles, Larry-2002
 Miller, Bronzell-1993-94
 Miller, Ed-1990-91-92-93
 Miller, Jack-1967-68
 Miller, Jerry-1962-63-64
 Miller, Jim-1974
 Miller, Mahlon-1912
 Miller, Richard R.-1971
 Miller, Robert Lee-1962
 Miller, Taylor-2004-05
 Mills, Bob-1943
 Milne, George-1958
 Miraldi, Dean-1978-79-80
 Mitchell, Charles-1924
 Mitchell, Scott-1987-88-89
 Mitchell, Tim-1983
 Moa, Ben-2002-03
 Moala, Haloti-1985-87-88
 Mockett, William-1977-78
 Modesitt, Samuel-1980
 Moffat, Howe-1923
 Mokofisi, Filipino-1982-83-84-85
 Mokofisi, Malakai-2004
 Moksnes, Ketil-1963-64-65
 Moleni, Fisi-1996-97-98-99
 Moleni, Stan-2001
 Molle, Raphael-1991
 Molnar, Steven-1967-68
 Monahan, Fred-1908
 Mondaca, Hank-1982-83-84-85
 Monroe, Carl-1981-82
 Moody, Phil-1957-60
 Moon, Robert-1932
 Mooney, Brian-1952
 Moore, Chris-1983

Moore, Harry-1903
 Moore, Jesse-1988-89-90-91
 Moore, John-1965-66
 Moore, Tom-1953
 Morely, William-1964-65-66
 Morgan, Nick-1997-98-99-00
 Morley, Dick-1954-55
 Morley, Gary-1954-55
 Morrell, Guy-1975-76-77-78
 Morris, Charles-1900
 Morris, Rob-1952-53
 Morris, Rod-1907
 Morris, Sanford-1951-52-53
 Morris, Thornton (Spide)-1924-25-26
 Morris, Wallace-1931
 Moseley, Michael-1975-76-78
 Mott, William-1964
 Moyle, Dan-1929
 Moyle, James-1922-25
 Moyle, Oscar-1923-24-25
 Murry, Mike-1987-88-89-90
 Murry, Scott-1989-90-91-92



Darryl Poston lettered in 2005.

N
 Nagahi, Bo-2001-02-03-04
 Nakkem, Herb-1953-54-55
 Nation, Harold-1922-23-24
 Nawman, Melvin-1938-39
 Nawman, Pete-1940
 Naylor, Melvin-1912-13
 Naylor, Raymond-1892
 Negrete, Francisco-1977-78-79
 Nelles, R. Adrian-1952-53-54
 Nelson, D. Frank-1942-46-47
 Nelson, Morris-1951-52-53
 Neves, Kaniela-1993-94
 Neville, Robert-1975-76
 New, John-1986-87
 Newell, Shawn-1980-81-82-83
 Newman, Chris-1993-94
 Newman, Lee-1930
 Nichols, Jeffrey-1971-72
 Nickel, Matt-1997-98-99-00
 Nielson, Brady-2005
 Nielsen, James-1944
 Nielsen, Kent-1955
 Nielsen, Kurt-1955
 Nielsen, Wyman-1908-09-10

Nielson, Garth-1938-39-40
 Nielson, George-1900
 Nofsinger, Terry-1959-60
 Nolan, Jimmy-1996-97
 Norseth, Brett-1974-75-76
 Nosworthy, Dale-1968-69-70
 Nowells, Lawrence-1919
 Nugent, Zak-2002-03
 Nuttal, W.-1908
 Nystrom, Theodore-1894

O

Oates, Eugene-2004-05
 O'Bagay, David-1974
 O'Brien, Brent-1988-89
 O'Reilly, John-1965
 Oakley, Donald-1972-74
 Oborn, Gordon-1955-56
 Odom, Stephen-1971-72-73
 Odum, Derrick-1989-90-91-92
 Ofa, Vea-1994-95
 Ogden, Wayne-1973-74
 Okland, Jack-1941-42-43-44
 Olevao, Kautai-1995-98-99-00
 Olevao, Loma-2005
 Olsen, David-1909
 Olsen, Dean-1928-29
 Olsen, Sam-1910-11-12
 Olsen, Victor-1906-07-08-09
 Olson, William-1944
 Onofrio, Edward-1972-73
 Onofrio, Louis-1973-74
 Osborn, Gordon-1955
 Osterman, William-1972-73
 Ostler, Harry-1931-32-33
 Oswald, McKinley-1920-21-24
 Otterbein, Thomas-1952
 Overton, Jerry-1960-61-62
 Owens, Peter-1980-82-83-84
 Owens, Russell-1917

P

Pace, Thomas-1937-38-39
 Padjen, Mark-1976-77-78-79
 Page, Norman-1936
 Page, Wayne-1940-41-42
 Pallay, Doug-1953-54
 Palm, A.F.-1906-07
 Palmer, Mark-2002
 Paloukas, Nick-1954
 Panos, Tom-1943-44
 Pappas, Luke-1937-38-39
 Paraniello, Vincent-1963-64-65
 Park, Luis-1997-98-99
 Parker, Andy-1979-80-82-83
 Parker, Arnold-2000-01-02-03
 Parker, Jeffrey-1976-77
 Parkhurst, Brady-2003-04
 Parry, Oliver-1913-14-15
 Parson, Jeff-1986-87-88-89
 Partridge, Richard-1977-78
 Pascua, Chad-1989-90
 Paton, John-1981-83-84-85
 Patterson, Darren-1985-88-89
 Patterson, Roy-1900-01-02
 Paulos, Leon-1966-67-68
 Payne, Daniel-1972-73
 Peake, Steve-1975-76-77
 Pearson, Earl-1924

Pearson, Steve-1986
 Pease, John-1963-64
 Pehrson, Dale-1973
 Pembroke, Adrian-1926
 Pembroke, Robert-1955-56
 Pendleton, Stewart (Mgr)-1936
 Pennington, Robert-1980
 Peroulis, J.R.-2001-02
 Peters, Steve-1987-88-89-90
 Petersen, Don-1951-52-53
 Petersen, Max-2001-02-03
 Petersen, Thornton-1958-59-60
 Peterson, Don-1949-50-52
 Peterson, Edwin-1910-11-12
 Peterson, Henning-1983-84-85-86
 Peterson, Henry-1903-05-06
 Peterson, Jacinto-1993-94-95-96
 Peterson, Lyle-1954-55
 Peterson, Orson-1904
 Peterson, Ray-1938-39-45
 Peterson, Richard-1999-00
 Peterson, Robert-1970-71-72
 Peterson, Vadai-1919
 Peterson, Virgil-1921-22
 Peterson, Wando-1935
 Peterson, Wood-1940-41-42
 Petricca, Joe-1969-70-71
 Petronis, Nick-1993-94
 Pettit, Eric-2004-05
 Pfursich, Edwin-1970-71-72
 Phelps, Matthew-1978-79-80
 Piazza, Charles-1965-66-67
 Pierce, Chad-1995
 Pierce, Earl-1939-40
 Pierce, Mark-1975-76
 Pierce, Max-1952-53-54
 Pilling, Lorin-1929
 Pine, Chuck-1998-99
 Pine, Edward-1959-60-61
 Pino, Dale-1968-69-70
 Pistorius, James-1940-41
 Pitt, Dale-1903-04-05-06
 Plaga, Gene-1950-51-52
 Poglajen, Carl-1952-53-54
 Polston, Kevin-1984-85
 Polychronis, Tony-1957-59-60
 Pomeroy, Claude-1935
 Pomeroy, DeMotte-1932-34
 Pomeroy, Earl-1927-28-29
 Ponti, Charles-1958-59



Alex Puccinelli lettered in 2005.

ALL-TIME UTE LETTERMEN

Porter, Francis-1916
 Porter, Robert (Mgr)-1932
 Poston, Darryl-2005
 Poti, Isaako-1983-84-85-86
 Potter, Jason-1998-99-00
 Potts, Gary-1991-93
 Pouha, Sione-2001-02-03-04
 Poulson, Bill-1943
 Poulson, Calvin-1968-70-71
 Poulson, Douglas-1966-67-68
 Poulson, F.M.-1894
 Powell, Emanuel-1989-90
 Powell, Hershell-1968-69
 Powell, Lewis-2001-02-03
 Powers, Bill-1972-73-74
 Pravitt, Reiner-1962-64-65
 Preobrazhensky, Dmitry-2004
 Price, Farrell-1983-84
 Price, Hugo-1910
 Price, Ray-1928-29-30
 Price, Ricky-1981
 Price, Scott-1998-99-00-01
 Pritchett, Robert-1971-72
 Pritchett, Tom-1984-85-86
 Proctor, Tom-1988
 Prouse, Leland-1919-20
 Providence, Virol-1985
 Pruitt, Dean-1986
 Pryor, Jimmie-1991-92-93-94
 Puccinelli, Alex-2005
 Pugh, Marvin-1933-34
 Pullman, Jerry-1964-65-66
 Pulsipher, Daniel-1991-94-95-96
 Purcell, Dicky-1997-98

R

Radford, Bob-1955
 Rae, Chris-1994-95
 Ramon, Kent-1966-67-68
 Rampton, Richard-1956-57
 Ramsey, Phil-1954
 Rasmussen, Dave-1954-55
 Rasmussen, Glade-1936-37
 Rasmussen, Jay-1959-61
 Ratliff, Brett-2005
 Rawlings, Brent-2005
 Ray, Don-1903-05-06
 Ray, Jeff-1999-00
 Reach, Kevin-1983-84-85
 Reckert, Mark-1984-85
 Reed, Anthony-1978-80-81
 Reed, Scott-1973
 Rees, James-1967-69
 Reeve, Howard-1989-90
 Reeves, Fred-1932-33
 Reeves, Newman-1919
 Reid, Charlie-1978-79-81
 Reid, John-1961-62-63
 Reid, Larry-1971-72-73
 Reid, Spencer-1917
 Reinold, Craig-1971
 Repich, Robert-1944
 Reschke, Rudy-1964
 Revill, Dave-2001-02-03
 Rexford, Mark-1993-94
 Reyes, Jeff-1980-81-82-83
 Reynolds, Fred-1894
 Reynolds, Greg-1987-88-89-90
 Rhodes, Sam-1992-93
 Rice, Lance-2000-01-02-03

Rich, John-1944
 Richards, David-1996-97-98
 Richards, Derrek-2004-05
 Richards, Elmer-1961
 Richards, Lee-1923-25
 Richards, Toby-1994-95
 Richardson, Darwin-1908
 Richardson, George-1941
 Richardson, Harold-1967-68
 Richardson, Henry-1907-08-09-10
 Richardson, Michael-1998-99-00-01
 Richardson, Reggie-1982-83-84-85
 Riches, Norman-1917-19
 Richeson, Robert-1978-79-81
 Richey, Loren-1985-86
 Richins, Aldo-1932-33
 Richins, Courtney-1999
 Richmond, Mike-1988-89-90
 Riehlman, Pete-1954-55
 Riles, Cedric-1987-88
 Rinaldi, Joe-1932-33-34
 Riser, George-1900-02
 Riser, Orson-1900
 Riser, W.L.-1910
 Rivers, Gamaliel-1985-86
 Robbins, Bicknell-1952
 Robbins, Edgar Scott-1969-70-71
 Robbins, Irwin-1900-01-02-04
 Robbins, Roger Lance-1971-72-73
 Roberts, Benjamin-1901-02
 Roberts, Harold-1933-34-35
 Roberts, Thomas-1973-74
 Robertson, Gene-1940
 Robertson, Kevin-1978-80
 Robertson, Sean-1986-87
 Robins, Richard-1973
 Robinson, Gerald-1962-63-64
 Robinson, Joseph-1962-63
 Roche, Maurice-1917
 Rock, Stanley-1924-25
 Rodgers, Al-1987
 Rodgers, Del-1978-79-80-81
 Rodgers, Del-1978-79-80-81
 Roepke, Carl-1953-54
 Rogers, Jeffery-1979-80-82-83
 Rohde, Garth-1958
 Rokeni, Lloyd-1990-91
 Romero, Mike-1981-82
 Romney, Floyd-1920-21
 Romney, Lon-1909-10-11-12
 Romney, Lowell-1914-15-16
 Romney, Milton-1919
 Romney, Ott-1910-11-12
 Romney, Wilford-1917
 Roshek, Michael-1963
 Ross, Gerald (Skip)-1954-55
 Ross, Gregory-1973-74
 Rosse, Richard-1951
 Rosser, Tom-1995-96
 Rowbotham, John-2000
 Rowley, Bryan-1989-90-91-93
 Roy, Frank-1963-64
 Rudesill, Steven-1976-77
 Runnels, Ron-1951-52-53
 Russel, J. Parley-1907
 Russell, C.P.-1903-04-05-06
 Russell, Cliff-1998-99-00-01
 Ryan, Kenneth-1924-25
 Rydalch, Don-1951-52-53
 Rydalch, Ronald-1971-72-73

S

Saiz, Manny-1986-88-89
 Sakoda, Louie-2005
 Saleaumua, Wes-1982-83-84
 Sampson, Curtis-1984-85
 Sampson, Ernest-1980-82
 Sanders, Antwoine-2001-02
 Sanders, Leroy-1901
 Sanderson, Scott-1982
 Sao, Willie-2004-05
 Sape, Lauvale-1999-00-01-02
 Satoaifaiga, Cyrus-1997-98
 Savage, Joel-1972-73-74
 Savage, Josh-2000-01-02-03
 Savich, Don-1932-33-34
 Savoy, Steve-2003-04
 Scalley, Ford (Bud)-1960-61-62
 Scalley, Morgan-2001-02-03-04
 Schiellack, Butch-1987
 Schiszler, Robert-1974-75-76
 Schleckman, Karl-1935-36-37
 Schmidt, Kenneth-1961-62-63
 Schmitt, Brian-1982-83-84
 Schofield, Mazel-1912
 Schweitzer, Howard-1909
 Scott, Lance-1991-92-93-94



Louie Sakoda lettered in 2005.

Scott, Yohance-2000-01
 Scranton, Fred-1904-05-06
 Scruggs, Shayne-2002
 Seals, Richard-1996-98-99
 Sears, James-1968
 Seeley, Carol-1907
 Seifert, George-1959
 Settle, Francis-1903
 Seul, John-1956-57-58
 Shafsky, Adolph-1919
 Shah, Sharrieff-1990-91-92-93
 Shaheen, Ameen-2005
 Shaver, Vernon-1991
 Shaw, Terry-1984-85
 Shaw, Wayne-1936
 Sheldon, Frank-1978-79-80
 Shephard, James-1958
 Sherman, Jack-1944
 Shores, Rex-1909
 Shyne, Eric-2005
 Siebold, Norman-1936
 Sigloch, Steve-1986-88-89

Silver, Walter-1919-20
 Simmons, Bill-1941
 Simmons, Darold-1952-53
 Simmons, Gerald-1952-53
 Simons, Lynn-1953-54
 Simonson, Jerry-1967-68-69
 Simpkins, Ernest-1929
 Sims, Barry-1995-96
 Sirstins, Rob-2001-02
 Skidmore, Earl-1913
 Sleater, Roland-1932-33
 Small, Ronald-1975-76
 Smith, Alex-2003-04
 Smith, Bill-1952
 Smith, Carl-1955-56-57
 Smith, Charles-1966-67
 Smith, Charles-1970
 Smith, Chris-1982-83-84
 Smith, Clifton-1987-88-89-90
 Smith, Craig-1967-68-69
 Smith, David-1967-68-69
 Smith, Demere-1991
 Smith, Dennis-1986-87-88-89
 Smith, Dennis-2000-01
 Smith, Galen-1954
 Smith, Garrett-1999-00-01-02
 Smith, Greg-1985-86-87-88
 Smith, Milton-1944
 Smith, Neil-1920-21-22
 Smith, Oscar-1922
 Smith, Ryan-2004-05
 Smith, Steve-1999-00
 Smith, Winston-1939
 Snarr, Hamner-1926-27-28
 Snoddy, Theodore-1964-65
 Snow, Fred-1907-08
 Snow, Paul-1936-37-38
 Snyder, Mark-1983
 Snyder, Mike-1984-86-87-88
 Sobiech, Scott-1979
 Sobolewski, Michael-1977-78
 Soffe, Carlos-1938-39-40
 Soffe, Don-1943
 Soliai, Paul-2005
 Solomon, Roland-1975-77-78
 Sonntag, Nick-2004
 Sopjes, William-1967
 Sorensen, Brandon-1994
 Sorensen, Neil-1953-54
 Sorenson, Christian-1980
 Sorenson, Dale-1939-40
 Soulds, Gregory-1967-68
 Souza, Sean-2000-01-02
 Spector, Isadore-1939-40-41
 Speedie, Max-1939-40-41
 Speer, Todd-1979-81
 Spellman, Glenn-1985
 Spencer, Ike-1972-73-74
 Spencer, Michael-1974-75-76
 Spendlove, Floyd-1939-40-41
 Sperry, LaVerle-1941
 Spinazzola, Daniel-1960-62
 Spindler, Lynn-1952
 Stanley, Jason-1993
 Stapley, Derrick-1993-94
 Stapley, Stanley-1942
 Staten, Dwight-1967-69
 Stephens, John-1933
 Steptoe, Jack-1976-77
 Stevens, Harold-1922
 Stevens, John-1935

ALL-TIME UTE LETTERMEN

Stevens, Mark-1983-84
Stevens, Richard-1971-72-73
Stevens, Tally-1942
Stevens, William-1939
Stevenson, Merlon-1920
Stewart, Barnard-1894
Stewart, Daniel-1977-79-80-81
Stewart, Elwood-1966
Stiefel, Moses-1920
Stiles, Lynn-1961-62
Stillman, Gilbert Pat-1960-61-62
Stipech, John-1964-65-66
Stoats, William-1971
Stone, Jordan-1981-82
Stone, Larry-67-68-69
Street, James-67-68
Stringfellow, Joseph-1894
Strobel, Roger-1903
Stroth, Doug-1987-88
Stuhr, Erik-1996
Suba, Walter-1956-57
Sukowicz, Don-1949-50-51
Summerhays, Joe-1934-35
Summerhays, Preston-1928-29-30
Summerhays, Robert-1944
Sumner, Raymond-1910-12-13
Sutherland, Rex-1911-12-13
Sutherland, Will-1906
Sutton, William-1905
Swan, George-1970
Swan, MacDonald-1919-20-21
Swan, Thomley-1933-34-35
Swan, William-1937-38-39
Swaney, Adam-1992-93
Swanson, Mark-1990-91-92-93
Sybrowsky, Nathan-1995-96-97

T

Ta'amu, Ed-1998-99-00-01
Ta'ase, Tunufai-1986-87
Tagovailoa, Fano-2004-05
Tala'aei, Rod-1998-99
Talamaivao, Pene-1995-97-98
Talavou, Kelly-2005
Tangerro, Joe-1950-51
Tanner, Paul-1954-55
Tanuvasa, Shawn-1995
Tarver, Daniel-1980-81-82-83
Tarver, Joe-1979-80-82-83
Tate, Adam-2000-01
Tate, Richard-1966
Tate, Steve-2005
Tatton, Rhett-1996-97
Tauanuu, Vince-1995-96
Taufur, Louis-1921-22
Taufur, Victor-1924-25-26-27
Tausinga, Sam-1988-89
Tauteoli, Moses-1990
Taylor, Eric-1985
Taylor, Johnny-1981-82
Taylor, Lloyd-1916
Taylor, Mark-1971-73
Taylor, Steven-1963-64
Taylor, Terry-1974-75
Teahan, James-1978-79-80-81
Tedesco, Fred-1930-31-32
TeGantvoort, Charlie-2004-05
Tetley, Lewis-1964-65
Tetley, Warren-1969
Thomas, Cecil-1991-92-93

Thomas, Don-1941-42
Thomas, Louis (Speedy)-1967-68
Thomas, Mike-1997-98
Thomas, Seth-1894
Thompson, James-1987-88
Thompson, Norman-1969-70
Thompson, Tom-1952-53-54
Thornburg, Andrew-1965-66
Thorum, Alphonso-1916
Tialavea, Don-1981
Tillotson, Blake-1976
Todd, Thomas-1936-37
Todd, Tim-1993-94
Tollman, Gerald-1965-66-67
Tolman, Justin-1912-13-14
Tomlinson, Gary-1955
Tonga, Pita-1988-89-90-92
Toone, Spencer-2003-2004-05
Tovey, Dave-1993
Trachtenberg, Joel-1967
Trapletti, Michael-1979-80
Travers, Jack-1913
Truhe, Cletus Tommy-1997-98-99
Trumpy, Robert-1966
Tucker, Erroll-1984-85
Tucker, Rick-1994-95
Tufaga, Wes-1997-98-99-00
Tukuafu, Pasa-1987-88
Tune, Zach-2001-02
Tupola, Tavo-2003-04-05
Turner, Albert-1939
Turner, Charles-1938-39-40
Turner, William-1963-64
Tyler, Nate-1967-68
Tynes, John (Bud)-1959-61-62

U

Uluave, Semisi-1994
Umphrey, Richard-1977
Unutoa, Dymond-2005
Ure, Lincoln-1921
Urser, John-1955-56-57
Utter, Floyd-1928-29-30
Utu, Donny-1996-97-98-99
Uyeshiro, Stanley-1958-59-60

V

Vakalahi, Tevita-2001-02
Van Cott, Lewellyn-1923
Van Galder, Donald-1971-72-73
Van Law, William-1926-27
Van Pelt, Roger-1914-15-16
Van Sciver, Brett-1977-79-80-81
Van Voorhies, John (Mgr)-1934
Vargas, Pedro-1980
Varley, Thomas-1905-06
Vaughn, Stuart-1955-56-57
Vedder, Kurt-1985-86
Ventriglia, Chad-1994-95
Verbalaitis, Rick-1991-92-93
Vierra, Ken-1956-57-58-59
Vierra, Kenny-1981-82
Voss, Jason-2004-05
Vyfvinkel, Mike-1987-88

W

Wade, Jack-1952-53-54
Wade, James-1901-02-03-04
Wagner, Dennis-1978-79
Wagner, Scott-1986-87
Wagoner, Larry-1962
Wagstaff, Tim-1988
Walda, Lawrence-1969-70-71
Walejko, Mark-1989-90-91-92
Walker, Darren-1995-96-97-98
Walker, David-1969-70
Walker, Jesse-1908-09
Walker, Justin-2004
Walker, Lewis-1978-79
Walker, William-1983-84
Wall, Dennis-1972-73
Wall, Larry-1975-76
Walling, Les-1930-31
Walsh, William-1965
Walterscheid, Justin-2001-02
Ward, Duncan-1957-58
Ward, Harvey-1915
Ward, Kurt-1981
Ward, Matt-1999-00
Wareing, George-1917
Warfield, Brandon-2002-03
Warfle, Harold-1958-59-60
Warner, Homer Jr.-1942
Warner, Homer R.-1974-75-76
Warner, Homer-1915-16-17
Warren, Paris-2003-04
Warthman, Leroy-1913
Washington, Derek-1975-76-77
Wascko, Douglas-1961-62-63
Watkins, Dave-1963-64
Watkins, George-1928-29-30
Watkins, Glen-1920-21-22-23
Watkins, Quincy-2001
Watson, Douglas-1976-77-79
Watson, Mike-1987
Watt, Richard-1961-62
Weaver, VarSelle-1951-52
Weddle, Eric-2003-04-05
Weeks, Mike-1974-75-76
Weight, Cody-2001-02
Welch, Elmer-1929-30-31
Welch, Joe-1990-92
Welling, Arthur-1900
Wells, Charles-1954-55
Wells, Philippe-1999-00
Wells, Rodney-1987
West, El Roy-1943
Weston, George-1900-01-02
Weston, John-1900-01
Westort, Ray-1950-51-52
Westphal, Keen-1932-33
Wheeler, Quinn-1995-96
Wheelwright, Eric-1986
Wheelwright, Scott-1989
Whetman, Golden-1999-00
Whiddon, Derek-1991-92-93
White, Anthony-2000-01-02-03
White, Boyd-1940-41
White, Dave-1987
White, Dick-1955
White, Hartley-1940
White, Phillip-1978
White, Sam-1997-98-99
White, Steve (Tiny)-1978-79
Whiting, Heber-1924-25

Whitney, Chaucy-1919
Whitney, Hardin-1922-23-24
Wicker, Howard-1942
Wiley, I.E.-1894
Wilkinson, Thomas-1944
Williams, Bob-1943
Williams, Gary-1955
Williams, Grayland-1988-89
Williams, James-1991
Williams, Jamil-1994
Williams, Keith-1991-92-93
Williams, P.J.-1987
Williams, Reza-2003-04
Williams, Rolfe-1924-25
Williams, Sean-1989-90-91-92
Williams, Tyger-1988
Wilson, Earl-1916
Wilson, Kevin-1999-00-01
Wilson, Larry-1957-58-59
Wilson, Marquis-2005
Wilson, Mike-1993-94
Wimmer, Reed-1911
Winder, Dick-1952
Winder, Richard-1938
Winegar, Trevor-2001
Winslow, Dwight-1944
Wirthlin, Joe-1936
Wirthlin, Meeks-1943
Wirthlin, Roy-1922
Wise, Brian-1987-88
Wismar, Monroe (Mgr)-1932
Witkin, Dean-1987-88-89-90
Witte, Arthur-1969
Woffinden, Calvin-1971
Wolcott, Ronald-1969
Womack, George-1983-84
Wood, Jason-1988-89
Woods, Jason-1990
Woods, Marcus-1993-94
Woods, Randle-1979-80
Woods, Sherman-1932-33
Woodson, Robert-1964-65-66
Woodward, Don-1983-84-85-86
Worly, Richard-1967-68
Worobec, Elwin-1978
Wright, Jerome-2003-04
Wullstein, Adolph-1924-25

Y

Yarrington, Lyle-1944
Yeates, Bill-1952-55
Yergensen, Chris-1991-92-93
Yoshihara, Jack-1943
Young, Antonio-2002-03-04-05
Young, Steve-1991-92
Young, Stewart-1910

Z

Zilligan, Joe-1902
Zundel, Ben-1944

112 YEARS OF UTAH FOOTBALL



1892 (0-1)

Head Coach: Unknown

Utah State L 0-12 Nov. 25 Logan

1894 (1-2)

Head Coach: Unknown

City High L 4-20 Oct. 4 Salt Lake City
 YMCA L 0-14 Nov. 3 Salt Lake City
 City High W 14-6 Nov. 29 Salt Lake City

1895 (0-1)

Head Coach: Unknown

YMCA L 0-20 Nov. 28 Salt Lake City

1896 (3-2)

Head Coach: C.B. Ferris

BY Academy W 12-4 Apr. 6 Salt Lake City
 BY Academy W 6-0 Nov. 14 Salt Lake City
 Crescents L 0-4 Nov. 26 Salt Lake City
 BY Academy L 6-8 Dec. 5 Provo
 City High W 6-4 Dec. 25 Salt Lake City

1897 (1-5)

Head Coach: Mr. Cummings

YMCA L 0-8 Oct. 23 Salt Lake City
 LDS College W 8-0 Nov. 1 Salt Lake City
 Collegiate Institute L 4-6 Nov. 5 Salt Lake City
 YMCA L 0-16 Nov. 25 Salt Lake City
 BY Academy L 0-14 Dec. 4 Salt Lake City
 BY Academy L 0-22 Dec. 18 Provo

1898 (2-1)

Head Coach: Mr. Wilson

City High L 0-6 Nov. 14 Salt Lake City
 BY Academy W 5-0 Nov. 24 Salt Lake City
 All Hallows W Forfeit Dec. 12 Salt Lake City

1899 (2-1)

Head Coach: Unknown

9th Calvary W 18-0 Nov. 3 Salt Lake City
 9th Calvary W 5-0 Nov. 13 Salt Lake City
 City High L 0-34 Nov. 25 Salt Lake City

1900 (2-2)

Head Coach: Harvey R. Holmes

All Hallows W 36-6 Nov. 10 Salt Lake City
 Utah State W 21-0 Nov. 17 Logan
 YMCA L 0-6 Nov. 24 Salt Lake City
 Carlisle L 0-22 N/A Salt Lake City

1901 (3-1)

Head Coach: Harvey R. Holmes

Ogden High W 12-0 Oct. 19 Salt Lake City
 All Hallows W 16-0 Oct. 26 Salt Lake City
 Utah State W 17-0 Nov. 9 Salt Lake City
 Nevada L 2-6 Nov. 28 Salt Lake City

1902 (5-2-1)

Head Coach: Harvey R. Holmes

Fort Douglas W 5-0 Sep. 26 Salt Lake City
 Ogden High W 29-5 Oct. 4 Ogden
 Salt Lake High W 41-0 Oct. 11 Salt Lake City
 Fort Douglas W 35-0 Oct. 18 Salt Lake City
 Colorado A.C. T 0-0 Oct. 25 Salt Lake City
 National Guard L 0-11 Nov. 1 Salt Lake City
 Utah State W 18-0 Nov. 15 Salt Lake City
 Stanford L 11-35 Nov. 27 Salt Lake City

1903 (3-4)

Head Coach: Harvey R. Holmes

Ogden High W 11-0 Sep. 26 Ogden
 Colorado L 0-22 Oct. 3 Boulder
 Fort Douglas W 63-0 Oct. 10 Salt Lake City
 Utah State L 0-17 Oct. 17 Logan
 Denver L 0-10 Oct. 31 Salt Lake City
 12th Infantry W 46-0 Nov. 14 Salt Lake City
 Colorado A.C. L 5-16 Nov. 26 Salt Lake City

1904 (7-1)

Head Coach: Joseph H. Maddock

Colorado L 6-33 Oct. 1 Salt Lake City
 Montana W 17-0 Oct. 15 Salt Lake City
 Oregon Short Line W 50-0 Oct. 22 Salt Lake City
 Denver W 12-0 Oct. 29 Denver
 Wyoming W 23-0 Oct. 31 Laramie
 Fort Douglas W 107-5 Nov. 5 Salt Lake City
 Utah State W 43-0 Nov. 19 Salt Lake City
 Colorado College W 43-0 Nov. 24 Salt Lake City

1905 (6-2)

Head Coach: Joseph H. Maddock

Wyoming W 31-0 Oct. 7 Salt Lake City
 Montana W 42-0 Oct. 14 Missoula
 Denver W 24-6 Oct. 21 Salt Lake City
 Fort Douglas W 129-0 Oct. 28 Salt Lake City
 Colorado L 5-46 Nov. 4 Boulder
 Colorado Mines L 0-22 Nov. 11 Salt Lake City
 Utah State W 5-0 Nov. 25 Logan
 Colorado A.C. W 24-0 Nov. 30 Salt Lake City

1906 (4-1)

Head Coach: Joseph H. Maddock

Colorado College L 0-6 Oct. 13 Colorado Springs
 Denver W 24-0 Oct. 20 Denver
 Montana W 42-0 Nov. 3 Salt Lake City
 Colorado W 10-0 Nov. 17 Salt Lake City
 Utah State W 35-0 Nov. 29 Salt Lake City

1907 (4-2)

Head Coach: Joseph H. Maddock

Denver W 24-4 Oct. 12 Salt Lake City
 Colorado Mines W 16-10 Oct. 26 Salt Lake City
 St. Vincent's L 5-11 Nov. 2 Los Angeles
 Utah State W 10-0 Nov. 9 Salt Lake City
 Colorado L 10-24 Nov. 16 Boulder
 Colorado College W 13-10 Nov. 28 Salt Lake City

1908 (3-2-1)

Head Coach: Joseph H. Maddock

Denver L 15-17 Oct. 10 Denver
 Colorado College L 4-18 Oct. 17 Colorado Springs
 Fort Douglas W 11-0 Oct. 24 Salt Lake City
 Wyoming W 75-0 Nov. 7 Salt Lake City
 Colorado W 21-14 Nov. 14 Salt Lake City
 Idaho T 0-0 Nov. 26 Salt Lake City

1909 (4-1)

Head Coach: Joseph H. Maddock

Utah State W 28-0 Oct. 9 Logan
 Colorado Mines L 8-14 Oct. 23 Denver
 Fort Douglas W 21-5 Oct. 30 Salt Lake City
 Montana A.C. W 46-0 Nov. 13 Salt Lake City
 Utah State W 22-0 Nov. 25 Salt Lake City



Fred Bennion

(1910-13)

Record: 16-8-3

1910 (4-2, 2-2 RMC)

Head Coach: Fred Bennion

Utah State W 21-12 Oct. 8 Logan
 Colorado Mines* W 6-0 Oct. 15 Salt Lake City
 Colorado College* L 17-21 Oct. 22 Salt Lake City
 Colorado* L 0-11 Oct. 29 Denver
 Denver* W 20-0 Nov. 12 Salt Lake City
 Utah State W 6-0 Nov. 24 Salt Lake City

1911 (5-1-1, 3-1-1 RMC)

Head Coach: Fred Bennion

Colorado A.C.* W 51-0 Oct. 7 Salt Lake City
 Denver* T 0-0 Oct. 14 Denver
 Montana A.C. W 97-0 Oct. 28 Salt Lake City
 Colorado Mines* W 15-0 Nov. 4 Salt Lake City
 Colorado College* W 18-6 Nov. 11 Colorado Springs
 Colorado* L 0-9 Nov. 18 Salt Lake City
 Idaho W 19-0 Nov. 30 Salt Lake City

1912 (5-1-1, 4-1 RMC)

Head Coach: Fred Bennion

Wyoming* W 9-0 Oct. 5 Salt Lake City
 Denver* W 66-0 Oct. 19 Salt Lake City
 Colorado Mines* W 18-3 Oct. 26 Denver
 Montana W 10-3 Nov. 2 Salt Lake City
 Colorado* L 0-3 Nov. 9 Denver
 Colorado College* W 43-0 Nov. 16 Salt Lake City
 Utah State T 7-7 Nov. 28 Salt Lake City

1913 (2-4-1, 1-2 RMC)

Head Coach: Fred Bennion

Fort Douglas W 89-6 Oct. 11 Salt Lake City
 Colorado College* W 7-6 Oct. 18 Colorado Springs
 Colorado Mines* L 0-7 Oct. 25 Salt Lake City
 Colorado* L 12-30 Nov. 8 Salt Lake City
 Occidental L 14-26 Nov. 15 Los Angeles
 Cal Poly-Pomona T 7-7 Nov. 19 Clairmont
 Utah State L 0-21 Nov. 27 Logan

1914 (3-3, 2-3 RMC)

Head Coach: Nelson H. Norgren

Wyoming* W 20-0 Oct. 10 Salt Lake City
 Colorado College* L 7-46 Oct. 17 Salt Lake City
 Colorado Mines* L 6-13 Oct. 24 Denver
 Colorado* L 0-33 Nov. 7 Boulder
 Occidental W 34-14 Nov. 14 Salt Lake City
 Utah State* W 29-2 Nov. 26 Salt Lake City

1915 (5-2, 4-2 RMC)

Head Coach: Nelson H. Norgren

Wyoming* W 70-7 Oct. 9 Salt Lake City
 Colorado A.C.* L 9-21 Oct. 16 Salt Lake City
 Colorado Mines* W 7-0 Oct. 23 Salt Lake City
 Colorado* W 35-3 Oct. 30 Salt Lake City
 Colorado College* L 7-27 Nov. 6 Colorado Springs
 Southern California W 20-13 Nov. 20 Salt Lake City
 Utah State* W 14-0 Nov. 25 Logan

1916 (3-2, 2-2 RMC)

Head Coach: Nelson H. Norgren

Southern California W 27-12 Oct. 21 Los Angeles
 Colorado* W 28-0 Oct. 28 Salt Lake City
 Utah State* W 46-0 Nov. 11 Salt Lake City
 Colorado A.C.* L 6-12 Nov. 18 Fort Collins
 Colorado College* L 6-21 Nov. 30 Salt Lake City

112 YEARS OF UTAH FOOTBALL

1917 (2-4, 2-3 RMC)

Head Coach: Nelson H. Norgren

Wyoming*	W	14-0	Oct. 20	Salt Lake City
Colorado College*	L	0-21	Oct. 27	Colorado Springs
Colorado A.C.*	W	25-12	Nov. 3	Salt Lake City
Colorado*	L	9-18	Nov. 10	Boulder
Southern California	L	0-51	Nov. 17	Salt Lake City
Utah State*	L	0-14	Nov. 29	Salt Lake City

1919 (5-2, 4-1 RMC)

Head Coach: Thomas Fitzpatrick

Colorado College*	W	20-0	Oct. 11	Salt Lake City
Colorado A.C.*	L	21-34	Oct. 18	Fort Collins
Idaho	W	20-0	Oct. 25	Salt Lake City
Montana A.C.*	W	66-0	Nov. 1	Salt Lake City
Colorado*	W	7-0	Nov. 8	Salt Lake City
Southern California	L	7-20	Nov. 15	Los Angeles
Utah State*	W	10-0	Nov. 29	Salt Lake City

1920 (1-5-1, 1-2-1 RMC)

Head Coach: Thomas Fitzpatrick

Colorado College*	L	2-20	Oct. 16	Colorado Springs
California	L	0-63	Oct. 23	Berkeley
Nevada	L	7-14	Oct. 30	Salt Lake City
Colorado*	W	7-0	Nov. 6	Boulder
Idaho	L	0-10	Nov. 11	Boise
Wyoming*	T	0-0	Nov. 20	Salt Lake City
Utah State*	L	10-0	Nov. 25	Salt Lake City

1921 (3-2-1, 2-1-1 RMC)

Head Coach: Thomas Fitzpatrick

Wyoming*	W	14-3	Oct. 15	Salt Lake City
Colorado College*	W	14-3	Oct. 22	Colorado Springs
Idaho	W	17-7	Oct. 29	Salt Lake City
Nevada	L	7-28	Nov. 5	Reno
Colorado*(h)	T	0-0	Nov. 12	Salt Lake City
Utah State*	L	3-14	Nov. 24	Salt Lake City

1922 (7-1, 5-0 RMC)

Head Coach: Thomas Fitzpatrick

Idaho College	W	16-12	Oct. 7	Salt Lake City
Brigham Young*	W	49-0	Oct. 14	Salt Lake City
Colorado*	W	3-0	Oct. 21	Boulder
Wyoming*	W	27-0	Oct. 25	Laramie
Colorado College*(h)	W	20-7	Nov. 4	Salt Lake City
Idaho	L	0-16	Nov. 11	Boise
Whitman	W	24-6	Nov. 18	Salt Lake City
Utah State*	W	14-0	Nov. 30	Salt Lake City

1923 (4-3, 2-3 RMC)

Head Coach: Thomas Fitzpatrick

Whitman	W	16-0	Oct. 6	Walla Walla
Wyoming*	W	79-0	Oct. 13	Salt Lake City
Brigham Young*	W	15-0	Oct. 27	Provo
Idaho College	W	105-3	Nov. 3	Salt Lake City
Colorado College*	L	6-7	Nov. 10	Colorado Springs
Colorado*(h)	L	7-17	Nov. 17	Salt Lake City
Utah State*	L	13-21	Nov. 29	Salt Lake City

1924 (3-4-1, 2-2-1 RMC)

Head Coach: Thomas Fitzpatrick

Drake	L	14-33	Oct. 4	Salt Lake City
Colorado College*	L	0-9	Oct. 11	Salt Lake City
Arizona(h)	W	32-7	Oct. 18	Salt Lake City
Brigham Young*	W	35-6	Oct. 25	Salt Lake City
Colorado*	L	0-3	Nov. 1	Boulder
Stanford	L	0-30	Nov. 8	Berkeley
Wyoming*	W	28-0	Nov. 15	Salt Lake City
Utah State*	T	7-7	Nov. 27	Salt Lake City



**Ike Armstrong
(1925-49)**

Record: 141-55-17

1925 (6-2, 5-1 RMC)

Head Coach: Ike Armstrong

Southern California	L	2-28	Oct. 10	Los Angeles
Arizona	W	9-0	Oct. 16	Tucson
Colorado*(h)	W	12-7	Oct. 24	Salt Lake City
Brigham Young*	W	27-0	Oct. 31	Provo
Denver*	W	27-0	Nov. 7	Salt Lake City
Colorado College*	W	20-0	Nov. 14	Colorado Springs
Wyoming*	W	7-6	Nov. 18	Laramie
Utah State*	L	6-10	Nov. 26	Salt Lake City

1926 (7-0, 5-0 RMC)

Head Coach: Ike Armstrong

South Dakota	W	13-0	Oct. 9	Salt Lake City
Colorado*	W	37-3	Oct. 23	Boulder
Colorado A.C.*(h)	W	10-6	Oct. 30	Salt Lake City
Denver*	W	13-0	Nov. 6	Denver
Brigham Young*	W	40-7	Nov. 13	Salt Lake City
Utah State*	W	34-0	Nov. 25	Salt Lake City
Hawaii	W	17-7	Dec. 18	Honolulu

1927 (3-3-1, 3-1-1 RMC)

Head Coach: Ike Armstrong

Colorado Mines*	W	40-6	Oct. 1	Salt Lake City
Northwestern	L	6-13	Oct. 8	Evanston
Colorado*(h)	W	20-13	Oct. 22	Salt Lake City
Colorado A.C.*	L	0-12	Oct. 29	Fort Collins
Creighton	L	7-16	Nov. 5	Salt Lake City
Brigham Young*	W	20-0	Nov. 12	Provo
Utah State*	T	0-0	Nov. 24	Salt Lake City

1928 (5-0-2, 4-0-1 RMC)

Head Coach: Ike Armstrong

Nevada	W	32-7	Oct. 6	Reno
Colorado A.C.*	W	6-0	Oct. 20	Salt Lake City
Colorado*	W	25-6	Oct. 27	Boulder
Colorado College*(h)	W	27-21	Nov. 3	Salt Lake City
Creighton	T	7-7	Nov. 10	Omaha
Brigham Young*	T	0-0	Nov. 17	Salt Lake City
Utah State*	W	20-0	Nov. 29	Salt Lake City

1929 (7-0, 6-0 RMC)

Head Coach: Ike Armstrong

Nevada	W	31-0	Oct. 5	Salt Lake City
Colorado*(h)	W	40-0	Oct. 19	Salt Lake City
Colorado A.C.*	W	21-0	Oct. 26	Fort Collins
Brigham Young*	W	45-13	Nov. 2	Salt Lake City
Colorado College*	W	12-3	Nov. 9	Colorado Springs
Wyoming*	W	44-0	Nov. 16	Laramie
Utah State*	W	26-7	Nov. 28	Salt Lake City

1930 (8-0, 7-0 RMC)

Head Coach: Ike Armstrong

Nevada	W	20-7	Sep. 27	Reno
Wyoming*	W	72-0	Oct. 4	Salt Lake City
Brigham Young*	W	34-7	Oct. 18	Salt Lake City
Denver*	W	59-0	Oct. 25	Salt Lake City
Colorado A.C.*	W	39-0	Nov. 1	Fort Collins
Colorado College*(h)	W	41-6	Nov. 8	Salt Lake City
Colorado*	W	34-0	Nov. 15	Boulder
Utah State*	W	41-0	Nov. 27	Salt Lake City

1931 (7-2, 6-0 RMC)

Head Coach: Ike Armstrong

Washington	L	6-7	Sep. 26	Seattle
Idaho College	W	52-0	Oct. 3	Salt Lake City
Brigham Young*	W	43-0	Oct. 17	Salt Lake City
Denver*	W	46-0	Oct. 24	Denver
Colorado A.C.*(h)	W	60-6	Oct. 31	Salt Lake City
Colorado College*	W	28-6	Nov. 7	Colorado Springs
Colorado*	W	32-0	Nov. 14	Salt Lake City
Utah State*	W	34-0	Nov. 26	Salt Lake City
Oregon State	L	0-12	Dec. 5	Portland

1932 (6-1-1, 6-0 RMC)

Head Coach: Ike Armstrong

Southern California	L	0-35	Sep. 24	Los Angeles
Colorado College*	W	54-6	Oct. 1	Salt Lake City
Nevada	T	6-6	Oct. 8	Ogden
Brigham Young*	W	29-0	Oct. 15	Salt Lake City
Utah State*(h)	W	16-0	Oct. 29	Salt Lake City
Colorado*	W	14-0	Nov. 5	Boulder
Denver*	W	27-0	Nov. 12	Salt Lake City
Colorado A.C.*	W	16-0	Nov. 19	Fort Collins

1933 (5-3, 5-1 RMC)

Head Coach: Ike Armstrong

Montana State*	W	61-0	Sep. 23	Salt Lake City
UCLA	L	0-21	Oct. 6	Los Angeles
Brigham Young*	W	21-6	Oct. 14	Salt Lake City
Utah State*	W	14-6	Oct. 28	Salt Lake City
Oregon	L	7-26	Nov. 4	Eugene
Colorado*(h)	W	13-6	Nov. 11	Salt Lake City
Denver*	L	0-13	Nov. 18	Denver
Colorado A.C.*	W	13-0	Nov. 30	Salt Lake City

1934 (5-3, 4-2 RMC)

Head Coach: Ike Armstrong

Drake	W	6-0	Sep. 28	Des Moines
Colorado College*	W	61-6	Oct. 6	Salt Lake City
Brigham Young*	W	43-0	Oct. 13	Salt Lake City
Denver*	W	7-0	Oct. 20	Denver
Oregon(h)	L	7-8	Oct. 27	Salt Lake City
Colorado*	L	6-7	Nov. 10	Boulder
Colorado A.C.*	L	6-14	Nov. 17	Fort Collins
Utah State*	W	14-7	Nov. 29	Salt Lake City

1935 (4-3-1, 4-1-1 RMC)

Head Coach: Ike Armstrong

Oregon	L	0-6	Oct. 5	Eugene
Montana State*	W	47-0	Oct. 12	Salt Lake City
Denver*	W	39-14	Oct. 26	Salt Lake City
Brigham Young*	W	32-0	Nov. 2	Provo
Colorado*(h)	L	0-14	Nov. 9	Salt Lake City
Colorado A.C.*	W	14-0	Nov. 16	Fort Collins
Utah State*	T	14-14	Nov. 28	Salt Lake City
Hawaii	L	20-21	Dec. 14	Honolulu

1936 (6-3, 5-2 RMC)

Head Coach: Ike Armstrong

Greeley State*	W	26-0	Sep. 26	Salt Lake City
Arizona	W	14-6	Oct. 3	Salt Lake City
Western State*	W	26-0	Oct. 10	Salt Lake City
Denver*	W	31-6	Oct. 17	Denver
Utah State*	L	0-12	Oct. 24	Logan
Brigham Young*	W	18-0	Oct. 31	Salt Lake City
Colorado*	L	7-31	Nov. 7	Boulder
Texas A&M(h)	L	7-20	Nov. 14	Salt Lake City
Colorado State*	W	13-0	Nov. 26	Salt Lake City

1937 (5-3, 5-2 RMC)

Head Coach: Ike Armstrong

Montana State*	W	19-7	Sep. 25	Bozeman
Brigham Young*	W	14-0	Oct. 2	Salt Lake City
Idaho	L	7-9	Oct. 9	Salt Lake City
Greeley State*	W	7-6	Oct. 16	Greeley
Denver*	L	7-13	Oct. 23	Salt Lake City
Colorado*(h)	L	7-17	Nov. 6	Salt Lake City
Colorado State*	W	45-0	Nov. 13	Fort Collins
Utah State*	W	27-0	Nov. 25	Salt Lake City

112 YEARS OF UTAH FOOTBALL



1938 (7-1-2, 4-0-2 Big Seven)

Head Coach: Ike Armstrong

Montana State	W	34-0	Oct. 1	Salt Lake City
Brigham Young*	T	7-7	Oct. 15	Salt Lake City
Utah State*	W	33-0	Oct. 22	Logan
Denver*	W	21-0	Oct. 29	Salt Lake City
Colorado*	T	0-0	Nov. 5	Boulder
Colorado State*(h)	W	13-0	Nov. 12	Salt Lake City
Wyoming*	W	39-0	Nov. 19	Laramie
Idaho	L	0-16	Nov. 24	Salt Lake City
Hawaii	W	14-13	Dec. 17	Honolulu
New Mexico%	W	26-0	Jan. 2	El Paso

1939 (6-1-2, 4-1-1 Big Seven)

Head Coach: Ike Armstrong

Santa Clara	T	7-7	Sep. 30	Salt Lake City
Wyoming*	W	60-0	Oct. 7	Salt Lake City
Brigham Young*	W	35-13	Oct. 14	Provo
Idaho	W	35-0	Oct. 21	Boise
Denver*	T	7-7	Oct. 28	Denver
Colorado*(h)	L	14-21	Nov. 4	Salt Lake City
Hawaii	W	34-19	Nov. 11	Salt Lake City
Colorado State*	W	42-7	Nov. 18	Fort Collins
Utah State*	W	27-0	Nov. 23	Salt Lake City

1940 (7-2, 5-1 Big Seven)

Head Coach: Ike Armstrong

Santa Clara	L	13-34	Sep. 28	San Francisco
Brigham Young*	W	12-6	Oct. 5	Salt Lake City
Arizona	W	24-0	Oct. 12	Salt Lake City
Utah State*	L	0-7	Oct. 19	Logan
Denver*(h)	W	25-14	Oct. 26	Salt Lake City
Colorado*	W	21-13	Nov. 2	Boulder
Wyoming*	W	34-7	Nov. 9	Laramie
Colorado State*	W	27-0	Nov. 16	Salt Lake City
Idaho	W	13-6	Nov. 21	Salt Lake City

1941 (6-0-2, 4-0-2 Big Seven)

Head Coach: Ike Armstrong

Idaho	W	26-7	Sep. 27	Moscow
Wyoming*	W	60-6	Oct. 11	Salt Lake City
Brigham Young*	T	6-6	Oct. 18	Salt Lake City
Denver*	T	0-0	Oct. 25	Denver
Colorado*(h)	W	46-6	Nov. 1	Salt Lake City
Colorado State*	W	26-13	Nov. 15	Fort Collins
Utah State*	W	33-21	Nov. 27	Salt Lake City
Arizona	W	12-6	Dec. 6	Tucson

1942 (6-3, 5-1 Big Seven)

Head Coach: Ike Armstrong

Santa Clara	L	0-12	Sep. 26	Salt Lake City
Arizona	L	0-14	Oct. 3	Tucson
Brigham Young*	L	7-12	Oct. 10	Salt Lake City
Utah State*	W	34-6	Oct. 17	Logan
Denver*(h)	W	21-12	Oct. 24	Salt Lake City
Colorado State*	W	33-14	Oct. 31	Salt Lake City
Colorado*	W	13-0	Nov. 7	Boulder
Wyoming*	W	34-7	Nov. 14	Laramie
Idaho	W	13-7	Nov. 26	Salt Lake City

1943 (0-7, 0-2 Big Seven)

Head Coach: Ike Armstrong

Fort Warren	L	0-60	Oct. 2	Salt Lake City
Colorado*	L	0-35	Oct. 9	Boulder
Nevada	L	19-27	Oct. 16	Salt Lake City
Tulsa	L	0-55	Oct. 23	Tulsa
Colorado*(h)	L	19-22	Nov. 6	Salt Lake City
Colorado College	L	0-64	Nov. 13	Colorado Springs
St. Mary's	L	0-34	Nov. 25	Salt Lake City

1944 (5-2-1, 1-2-1 Big Seven)

Head Coach: Ike Armstrong

Idaho Southern	W	24-0	Sep. 30	Salt Lake City
Denver*	L	12-28	Oct. 6	Denver
Colorado*	L	0-26	Oct. 14	Salt Lake City
Idaho Southern	W	38-12	Oct. 21	Pocatello
Nevada	W	19-14	Oct. 28	Reno
Denver*(h)	T	0-0	Nov. 4	Salt Lake City
Colorado College	W	21-6	Nov. 11	Colorado Springs
Utah State*	W	47-0	Nov. 23	Salt Lake City

1945 (4-4, 3-2 Big Seven)

Head Coach: Ike Armstrong

Nevada	L	14-33	Sep. 29	Salt Lake City
Colorado*	L	13-18	Oct. 6	Boulder
Denver*	L	7-21	Oct. 12	Denver
Oklahoma A&M	L	6-46	Oct. 20	Salt Lake City
Colorado A&M*	W	28-0	Oct. 27	Fort Collins
Denver*(h)	W	33-21	Nov. 3	Salt Lake City
New Mexico	W	21-20	Nov. 10	Albuquerque
Utah State*	W	24-6	Nov. 22	Salt Lake City

1946 (8-3, 4-2 Big Seven)

Head Coach: Ike Armstrong

New Mexico	W	56-14	Sep. 28	Salt Lake City
Arizona	W	14-7	Oct. 5	Salt Lake City
Brigham Young*	W	35-6	Oct. 12	Provo
Denver*	L	14-20	Oct. 19	Denver
Wyoming*	W	27-7	Oct. 26	Salt Lake City
Colorado*(h)	W	7-0	Nov. 2	Salt Lake City
Colorado A&M*	W	13-0	Nov. 9	Fort Collins
San Francisco	W	21-13	Nov. 16	San Francisco
Utah State*	L	14-22	Nov. 28	Salt Lake City
Honolulu All-Stars	W	40-6	Dec. 25	Honolulu
Hawaii#	L	16-19	Jan. 1	Honolulu

1947 (8-1-1, 6-0 Big Seven)

Head Coach: Ike Armstrong

Oregon State	W	7-6	Sep. 27	Salt Lake City
Hawaii	W	35-0	Oct. 4	Salt Lake City
Brigham Young*	W	28-6	Oct. 11	Salt Lake City
Denver*(h)	W	13-7	Oct. 18	Salt Lake City
Wyoming*	W	26-7	Oct. 25	Laramie
Colorado*	W	13-7	Nov. 1	Boulder
Colorado A&M*	W	19-0	Nov. 8	Salt Lake City
Idaho	L	6-7	Nov. 15	Boise
Utah State*	W	40-14	Nov. 27	Salt Lake City
Arizona	T	20-20	Dec. 6	Tucson

1948 (8-1-1, 5-0 Skyline)

Head Coach: Ike Armstrong

Southern California	L	0-27	Sep. 18	Los Angeles
Idaho	W	21-6	Sep. 25	Salt Lake City
Arizona	W	47-14	Oct. 2	Salt Lake City
Brigham Young*	W	30-0	Oct. 9	Provo
Denver*	W	17-0	Oct. 16	Salt Lake City
Wyoming*	W	19-7	Oct. 23	Denver
Colorado(h)	W	14-12	Oct. 30	Salt Lake City
Colorado A&M*	W	12-3	Nov. 6	Fort Collins
Oregon State	T	20-20	Nov. 13	Corvallis
Utah State*	W	41-7	Nov. 25	Salt Lake City

1949 (2-7-1, 2-3 Skyline)

Head Coach: Ike Armstrong

Washington	L	7-14	Sep. 17	Seattle
Oregon State	L	7-27	Sep. 24	Salt Lake City
Arizona	T	12-12	Oct. 1	Tucson
Brigham Young*	W	38-0	Oct. 8	Salt Lake City
Denver*	L	18-20	Oct. 15	Salt Lake City
Wyoming*	L	0-13	Oct. 22	Laramie
Colorado	L	7-14	Oct. 29	Boulder
Colorado A&M*(h)	L	12-21	Nov. 5	Salt Lake City
Pacific	L	6-45	Nov. 12	Lodi
Utah State*	W	34-0	Nov. 24	Salt Lake City



**Jack Curtice
(1950-57)
Record: 45-32-4**

1950 (3-4-3, 1-2-2 Skyline)

Head Coach: Jack Curtice

Idaho	L	19-26	Sep. 23	Boise
Arizona	W	27-14	Sep. 30	Salt Lake City
Brigham Young*	T	28-28	Oct. 7	Provo
Denver*	T	14-14	Oct. 14	Denver
Wyoming*(h)	L	13-53	Oct. 21	Salt Lake City
Colorado	T	20-20	Oct. 28	Salt Lake City
Kansas	L	26-39	Nov. 4	Salt Lake City
Colorado A&M*	L	7-32	Nov. 11	Fort Collins
Utah State*	W	46-0	Nov. 23	Salt Lake City
Hawaii	W	40-28	Dec. 16	Honolulu

1951 (7-4, 4-1 Skyline)

Head Coach: Jack Curtice

Montana State	W	55-6	Sep. 15	Salt Lake City
Arizona	W	27-7	Sep. 22	Tucson
Oregon State	L	28-61	Sep. 29	Corvallis
Brigham Young*	W	7-6	Oct. 6	Salt Lake City
Kansas	L	7-26	Oct. 13	Lawrence
Denver*(h)	W	17-14	Oct. 20	Salt Lake City
Wyoming*	L	0-13	Oct. 27	Salt Lake City
Utah State*	W	28-20	Nov. 3	Logan
Colorado	L	0-54	Nov. 10	Boulder
Colorado A&M*	W	27-21	Nov. 17	Salt Lake City
Idaho	W	40-19	Nov. 22	Salt Lake City

1952 (6-3-1, 5-0 Skyline)

Head Coach: Jack Curtice

Oregon State	L	7-14	Sep. 20	Salt Lake City
Idaho	T	21-21	Sep. 27	Boise
Arizona	L	0-27	Oct. 4	Salt Lake City
Brigham Young*	W	34-6	Oct. 11	Salt Lake City
Denver*	W	35-0	Oct. 18	Denver
Wyoming*	W	27-21	Oct. 25	Laramie
Colorado(h)	L	14-20	Nov. 1	Salt Lake City
Colorado A&M*	W	14-6	Nov. 8	Fort Collins
Santa Clara	W	16-13	Nov. 15	Sacramento
Utah State*	W	20-0	Nov. 27	Salt Lake City

1953 (8-2, 5-0 Skyline)

Head Coach: Jack Curtice

Arizona	W	28-7	Sep. 19	Tucson
Idaho	W	21-0	Sep. 26	Salt Lake City
Hawaii	W	47-24	Oct. 3	Salt Lake City
Utah State*	W	33-13	Oct. 10	Logan
Denver*	W	40-6	Oct. 17	Salt Lake City
Wyoming*	W	13-12	Oct. 24	Salt Lake City
Washington	L	14-21	Oct. 31	Seattle
Colorado	L	0-21	Nov. 7	Boulder
Colorado A&M*(h)	W	35-14	Nov. 14	Salt Lake City
Brigham Young*	W	33-32	Nov. 26	Salt Lake City

1954 (4-7, 3-3 Skyline)

Head Coach: Jack Curtice

Washington	L	6-7	Sep. 18	Seattle
Arizona	L	20-54	Sep. 25	Salt Lake City
Oregon	W	7-6	Oct. 2	Eugene
Brigham Young*	W	12-7	Oct. 9	Provo
Denver*	L	20-28	Oct. 16	Salt Lake City
Wyoming*	W	14-7	Oct. 23	Laramie
Idaho(h)	L	13-14	Oct. 30	Salt Lake City
Colorado A&M*	L	13-14	Nov. 6	Fort Collins
Colorado	L	7-20	Nov. 13	Salt Lake City
Montana*	W	41-20	Nov. 20	Missoula
Utah State*	L	19-35	Nov. 25	Salt Lake City

112 YEARS OF UTAH FOOTBALL

1955 (6-3, 4-1 Skyline)

Head Coach: Jack Curtice

Oregon	L	13-14	Sep. 17	Salt Lake City
Idaho	W	20-13	Sep. 24	Boise
Missouri	W	20-14	Oct. 1	Columbia
Brigham Young*	W	41-9	Oct. 8	Salt Lake City
Denver*	W	27-7	Oct. 14	Denver
Wyoming*(h)	L	13-23	Oct. 22	Salt Lake City
Colorado	L	7-37	Nov. 5	Boulder
Colorado A&M*	W	27-6	Nov. 12	Salt Lake City
Utah State*	W	14-13	Nov. 24	Salt Lake City

1956 (5-5, 5-1 Skyline)

Head Coach: Jack Curtice

UCLA	L	7-13	Sep. 21	Los Angeles
Montana*	W	26-6	Sep. 29	Salt Lake City
Brigham Young*	W	41-6	Oct. 5	Provo
Denver*	W	27-13	Oct. 13	Salt Lake City
Wyoming*	L	20-30	Oct. 20	Laramie
Idaho(h)	L	21-27	Oct. 27	Salt Lake City
Rice	L	0-27	Nov. 3	Houston
Colorado A&M*	W	49-27	Nov. 10	Fort Collins
Colorado	L	7-21	Nov. 17	Salt Lake City
Utah State*	W	29-7	Nov. 22	Salt Lake City

1957 (6-4, 5-1 Skyline)

Head Coach: Jack Curtice

Montana*	W	32-13	Sep. 21	Salt Lake City
Colorado	L	24-30	Sep. 28	Boulder
Idaho	L	6-21	Oct. 5	Boise
Brigham Young*	W	27-0	Oct. 12	Salt Lake City
Denver*	L	7-12	Oct. 19	Denver
Wyoming*	W	23-15	Oct. 26	Salt Lake City
Colorado State*(h)	W	55-0	Nov. 2	Salt Lake City
Army	L	33-39	Nov. 9	West Point
Air Force	W	34-0	Nov. 16	Salt Lake City
Utah State*	W	21-6	Nov. 28	Salt Lake City



Ray Nagel
(1958-65)
Record: 42-39-1

1958 (4-7, 3-3 Skyline)

Head Coach: Ray Nagel

Montana*	W	20-6	Sep. 20	Salt Lake City
Brigham Young*	L	7-14	Sep. 27	Salt Lake City
Idaho	L	0-20	Oct. 4	Salt Lake City
California	L	21-36	Oct. 11	Berkeley
Denver*(h)	W	20-16	Oct. 18	Salt Lake City
Air Force	L	14-16	Oct. 25	Colorado Springs
Wyoming*	L	20-25	Nov. 1	Laramie
Colorado State*	L	0-20	Nov. 8	Fort Collins
Colorado	L	0-7	Nov. 15	Salt Lake City
Utah State*	W	12-7	Nov. 27	Salt Lake City
Hawaii	W	47-20	Dec. 6	Honolulu

1959 (5-5, 3-2 Skyline)

Head Coach: Ray Nagel

Oregon	L	6-21	Sep. 26	Eugene
Washington	L	6-51	Oct. 3	Seattle
Brigham Young*	W	20-8	Oct. 9	Salt Lake City
Denver*	W	26-12	Oct. 16	Denver
Wyoming*(h)	L	7-21	Oct. 24	Salt Lake City
Arizona	W	54-6	Oct. 31	Salt Lake City
Idaho	W	47-13	Nov. 7	Boise
Colorado State*	L	17-21	Nov. 14	Salt Lake City
Utah State*	W	35-21	Nov. 21	Salt Lake City
UCLA	L	6-21	Nov. 28	Los Angeles

1960 (7-3, 5-1 Skyline)

Head Coach: Ray Nagel

Hawaii	W	33-6	Sep. 17	Salt Lake City
Arizona	W	13-3	Sep. 24	Tucson
Oregon	L	17-20	Oct. 1	Salt Lake City
Brigham Young*	W	17-0	Oct. 7	Salt Lake City
Denver*(h)	W	49-16	Oct. 22	Salt Lake City
Wyoming*	L	7-17	Oct. 29	Laramie
Colorado State*	W	27-6	Nov. 5	Fort Collins
Montana*	W	16-6	Nov. 12	Salt Lake City
Utah State*	W	6-0	Nov. 19	Salt Lake City
UCLA	L	9-16	Nov. 26	Salt Lake City

1961 (6-4, 3-3 Skyline)

Head Coach: Ray Nagel

Colorado State*	W	40-0	Sep. 16	Salt Lake City
Wisconsin	L	0-7	Sep. 23	Madison
Oregon	W	14-6	Sep. 30	Salt Lake City
Arizona State	W	28-26	Oct. 7	Tempe
Brigham Young*	W	21-20	Oct. 14	Salt Lake City
Montana*	W	24-12	Oct. 21	Missoula
Wyoming*(h)	L	6-13	Oct. 28	Salt Lake City
New Mexico*	W	16-21	Nov. 4	Albuquerque
Colorado	W	21-12	Nov. 11	Boulder
Utah State*	L	6-17	Nov. 18	Salt Lake City

1962 (4-5-1, 1-2-1 WAC)

Head Coach: Ray Nagel

Colorado	W	37-21	Sep. 22	Salt Lake City
Oregon	L	8-35	Sep. 29	Eugene
Wyoming*	L	7-16	Oct. 6	Laramie
Brigham Young*	W	35-20	Oct. 13	Salt Lake City
New Mexico*(h)	T	7-7	Oct. 20	Salt Lake City
Idaho	W	25-21	Oct. 27	Salt Lake City
Colorado State	W	26-8	Nov. 3	Fort Collins
Arizona State*	L	7-35	Nov. 10	Tempe
Utah State	L	6-19	Nov. 17	Salt Lake City
UCLA	L	11-14	Dec. 1	Salt Lake City

1963 (4-6, 2-2 WAC)

Head Coach: Ray Nagel

Oregon State	L	14-29	Sep. 21	Salt Lake City
Idaho	L	9-10	Sep. 28	Boise
New Mexico*	W	19-6	Oct. 5	Albuquerque
Brigham Young*	W	15-6	Oct. 12	Salt Lake City
Colorado State	W	48-14	Oct. 19	Salt Lake City
Wyoming*(h)	L	23-26	Oct. 26	Salt Lake City
Arizona State*	L	22-30	Nov. 2	Tempe
Army	L	7-8	Nov. 9	West Point
California	L	22-35	Nov. 16	Salt Lake City
Utah State	W	25-23	Nov. 23	Logan

1964 (9-2, 3-1 WAC)

Head Coach: Ray Nagel

New Mexico*	W	16-0	Sep. 19	Salt Lake City
Missouri	L	6-23	Sep. 26	Columbia
Idaho	W	22-0	Oct. 3	Salt Lake City
Wyoming*	L	13-14	Oct. 10	Laramie
Colorado State	W	13-3	Oct. 17	Fort Collins
Arizona State*(h)	W	16-3	Oct. 24	Salt Lake City
Texas Western	W	41-0	Oct. 31	El Paso
Brigham Young*	W	47-13	Nov. 7	Salt Lake City
California	W	14-0	Nov. 14	Berkeley
Utah State	W	14-6	Nov. 21	Salt Lake City
West Virginia+	W	32-6	Dec. 19	Atlantic City

1965 (3-7, 1-3 WAC)

Head Coach: Ray Nagel

Montana	W	28-13	Sep. 11	Salt Lake City
Arizona*	L	9-16	Sep. 18	Salt Lake City
Oregon	L	14-31	Sep. 25	Salt Lake City
Wyoming*	W	42-3	Oct. 9	Salt Lake City
New Mexico*	L	10-13	Oct. 16	Albuquerque
Oregon State	L	6-10	Oct. 23	Corvallis
Colorado State(h)	W	22-19	Oct. 30	Salt Lake City
Brigham Young*	L	20-25	Nov. 6	Provo
Texas Western	L	19-20	Nov. 13	Salt Lake City
Utah State	L	7-14	Nov. 20	Salt Lake City



Mike Giddings
(1966-67)
Record: 9-12

1966 (5-5, 3-2 WAC)

Head Coach: Mike Giddings

Oregon	W	17-14	Sep. 24	Eugene
Wyoming*	L	7-40	Oct. 8	Laramie
Washington State	W	26-15	Oct. 15	Salt Lake City
Arizona*	W	24-19	Oct. 22	Tucson
New Mexico*(h)	W	27-0	Oct. 29	Salt Lake City
Arizona State*	W	21-6	Nov. 5	Tempe
Brigham Young*	L	13-35	Nov. 12	Salt Lake City
Utah State	L	7-13	Nov. 19	Salt Lake City
Texas Western	L	20-27	Nov. 26	El Paso
Houston	L	14-34	Dec. 3	Houston

1967 (4-7, 2-3 WAC)

Head Coach: Mike Giddings

Minnesota	L	12-13	Sep. 23	Minneapolis
Oregon	W	21-0	Sep. 30	Salt Lake City
New Mexico*	W	42-27	Oct. 7	Albuquerque
Wyoming*	L	0-28	Oct. 14	Salt Lake City
Arizona*	W	33-29	Oct. 21	Tucson
Brigham Young*	L	13-17	Oct. 28	Provo
Arizona State*(h)	L	32-49	Nov. 4	Salt Lake City
Army	L	0-22	Nov. 11	West Point
Utah State	L	18-19	Nov. 18	Salt Lake City
UTEP	L	8-28	Nov. 25	Salt Lake City
Hawaii	W	25-20	Dec. 2	Honolulu



Bill Meek
(1968-73)
Record: 33-31

1968 (3-7, 2-3 WAC)

Head Coach: Bill Meek

Nebraska	L	0-31	Sep. 21	Lincoln
Oregon State	L	21-24	Sep. 28	Salt Lake City
Washington State	W	17-14	Oct. 5	Pullman
New Mexico*	W	30-7	Oct. 12	Salt Lake City
Wyoming*	L	9-20	Oct. 19	Laramie
Oregon	L	6-14	Oct. 26	Eugene
Brigham Young*(h)	W	30-21	Nov. 2	Salt Lake City
Arizona State*	L	21-59	Nov. 9	Tempe
Arizona*	L	15-16	Nov. 16	Salt Lake City
Utah State	L	13-28	Nov. 23	Logan

1969 (8-2, 5-1 WAC)

Head Coach: Bill Meek

Oregon	L	17-28	Sep. 20	Salt Lake City
San Jose State	W	42-7	Sep. 27	Salt Lake City
UTEP*	W	24-6	Oct. 4	El Paso
Arizona State*	W	24-23	Oct. 11	Salt Lake City
New Mexico*	W	24-0	Oct. 18	Albuquerque
Oregon State	W	7-3	Oct. 25	Portland
Utah State(h)	W	27-7	Nov. 1	Salt Lake City
Wyoming*	W	34-10	Nov. 8	Salt Lake City
Arizona*	L	16-17	Nov. 15	Tucson
Brigham Young*	W	16-6	Nov. 22	Provo

112 YEARS OF UTAH FOOTBALL



1970 (6-4, 4-2 WAC)

Head Coach: Bill Meek

UTEP*	W	44-20	Sep. 19	Salt Lake City
New Mexico*	L	28-34	Sep. 26	Salt Lake City
Iowa State	L	13-16	Oct. 3	Salt Lake City
Oregon State	L	21-31	Oct. 10	Corvallis
Wyoming*	W	20-16	Oct. 17	Laramie
Arizona*(h)	W	24-0	Oct. 24	Salt Lake City
San Jose State	W	13-9	Oct. 31	San Jose
Utah State	W	17-0	Nov. 7	Logan
Arizona State*	L	14-37	Nov. 14	Tempe
Brigham Young*	W	14-13	Nov. 21	Salt Lake City

1971 (3-8, 3-4 WAC)

Head Coach: Bill Meek

Oregon	L	29-36	Sep. 18	Eugene
Arizona State*	L	21-41	Sep. 25	Salt Lake City
Washington State	L	12-34	Oct. 2	Salt Lake City
UTEP*	W	32-10	Oct. 9	El Paso
Colorado State*	W	42-16	Oct. 16	Salt Lake City
Arizona*	L	3-14	Oct. 23	Tucson
Wyoming*(h)	L	16-29	Oct. 30	Salt Lake City
New Mexico*	L	39-57	Nov. 6	Albuquerque
Utah State	L	17-21	Nov. 13	Salt Lake City
Brigham Young*	W	17-15	Nov. 20	Provo
Houston	L	16-42	Nov. 27	Houston

1972 (6-5, 5-2 WAC)

Head Coach: Bill Meek

Texas Tech	L	2-45	Sep. 16	Lubbock
Iowa State	L	22-44	Sep. 23	Ames
Washington State	W	44-25	Sep. 30	Pullman
UTEP*	W	39-20	Oct. 7	Salt Lake City
Arizona State*	L	48-59	Oct. 14	Tempe
Wyoming*	W	27-16	Oct. 21	Laramie
New Mexico*(h)	W	59-14	Oct. 28	Salt Lake City
Arizona*	W	28-27	Nov. 4	Salt Lake City
Utah State	L	16-44	Nov. 11	Logan
Brigham Young*	L	7-16	Nov. 18	Salt Lake City
Colorado State*	W	62-36	Nov. 25	Salt Lake City

1973 (7-5, 4-2 WAC)

Head Coach: Bill Meek

Texas Tech	L	22-29	Sep. 15	Lubbock
UTEP*	W	82-6	Sep. 22	Salt Lake City
Oregon	W	35-27	Sep. 29	Eugene
UCLA	L	16-66	Oct. 6	Los Angeles
Wyoming*	W	50-16	Oct. 13	Salt Lake City
San Jose State	W	28-21	Oct. 20	San Jose
Arizona	L	21-42	Oct. 27	Tucson
Arizona State*(h)	W	36-31	Nov. 3	Salt Lake City
New Mexico*	W	36-35	Nov. 10	Albuquerque
Utah State	W	31-28	Nov. 17	Salt Lake City
Brigham Young*	L	22-46	Nov. 24	Salt Lake City
Hawaii	L	6-7	Dec. 1	Honolulu



Tom Lovat
(1974-76)
Record: 5-28

1974 (1-10, 1-5 WAC)

Head Coach: Tom Lovat

UTEP*	L	7-34	Sep. 21	El Paso
Oregon	L	16-23	Sep. 28	Salt Lake City
UCLA	L	14-27	Oct. 5	Salt Lake City
Arizona*	L	8-41	Oct. 12	Salt Lake City
Arizona State*	L	0-32	Oct. 19	Tempe
Wyoming*	L	13-31	Oct. 26	Laramie
San Jose State(h)	L	6-24	Nov. 2	Salt Lake City
New Mexico*	W	21-10	Nov. 9	Salt Lake City
Utah State	L	0-31	Nov. 16	Logan
Brigham Young*	L	20-48	Nov. 23	Provo
Louisiana State	L	10-35	Nov. 30	Baton Rouge

1975 (1-10, 1-4 WAC)

Head Coach: Tom Lovat

Utah State	L	7-13	Sep. 13	Salt Lake City
Washington State	L	14-30	Sep. 20	Salt Lake City
Indiana	L	7-31	Sep. 27	Bloomington
Iowa State	L	3-31	Oct. 4	Salt Lake City
Wyoming*	W	16-13	Oct. 11	Salt Lake City
New Mexico*	L	23-27	Oct. 18	Albuquerque
Oregon	L	7-18	Oct. 25	Eugene
Arizona State*(h)	L	14-40	Nov. 1	Salt Lake City
Tennessee	L	7-40	Nov. 8	Knoxville
Brigham Young*	L	20-51	Nov. 15	Provo
Arizona*	L	14-38	Nov. 22	Tucson

1976 (3-8, 3-3 WAC)

Head Coach: Tom Lovat

Rice	L	22-43	Sep. 18	Houston
Oregon	L	13-21	Sep. 25	Salt Lake City
UTEP*	W	38-14	Oct. 2	Salt Lake City
Iowa State	L	14-44	Oct. 9	Ames
Utah State	L	17-28	Oct. 16	Logan
Wyoming*	L	22-45	Oct. 23	Laramie
Arizona*	L	35-38	Oct. 30	Salt Lake City
New Mexico*(h)	W	34-31	Nov. 6	Salt Lake City
Arizona State*	W	31-28	Nov. 13	Tempe
Brigham Young*	L	12-34	Nov. 20	Salt Lake City
Louisiana State	L	7-35	Nov. 27	Baton Rouge



Wayne Howard
(1977-81)
Record: 30-24-2

1977 (3-8, 2-5 WAC)

Head Coach: Wayne Howard

Oklahoma	L	24-62	Sep. 17	Norman
Houston	L	16-34	Sep. 24	Salt Lake City
Colorado State*	L	3-44	Oct. 1	Fort Collins
Wyoming*	W	23-13	Oct. 8	Salt Lake City
Utah State	W	20-0	Oct. 15	Salt Lake City
Arizona*	L	17-45	Oct. 22	Tucson
Arizona State*	L	19-47	Oct. 29	Salt Lake City
Brigham Young*	L	8-38	Nov. 5	Provo
UTEP*(h)	W	29-17	Nov. 12	Salt Lake City
Florida	L	29-38	Nov. 19	Gainesville
New Mexico*	L	24-41	Nov. 26	Albuquerque

1978 (8-3, 4-2 WAC)

Head Coach: Wayne Howard

Idaho State	W	56-0	Sep. 9	Salt Lake City
Houston	L	25-42	Sep. 23	Houston
Colorado State*	W	30-6	Sep. 30	Salt Lake City
Iowa	W	13-9	Oct. 7	Iowa City
Weber State	W	30-7	Oct. 14	Salt Lake City
Wyoming*	L	21-34	Oct. 21	Laramie
New Mexico*(h)	L	12-24	Nov. 4	Salt Lake City
UTEP*	W	38-0	Nov. 11	El Paso
Brigham Young*	W	23-22	Nov. 18	Salt Lake City
Utah State	W	23-20	Nov. 25	Logan
San Diego State*	W	20-18	Dec. 2	San Diego

1979 (6-6, 5-2 WAC)

Head Coach: Wayne Howard

CS-Long Beach	W	34-10	Sep. 1	Salt Lake City
Hawaii*	W	27-23	Sep. 8	Honolulu
Washington	L	7-41	Sep. 15	Seattle
Tennessee	L	18-51	Sep. 22	Knoxville
Utah State	L	21-47	Sep. 29	Salt Lake City
Colorado State*	W	21-16	Oct. 6	Fort Collins
Wyoming*	W	24-14	Oct. 13	Salt Lake City
UNLV	L	41-43	Oct. 20	Las Vegas
San Diego State*	L	13-17	Oct. 27	Salt Lake City
New Mexico*	W	26-7	Nov. 3	Albuquerque
UTEP*(h)	W	35-0	Nov. 10	Salt Lake City
Brigham Young*	L	0-27	Nov. 17	Provo

1980 (5-5-1, 2-3-1 WAC)

Head Coach: Wayne Howard

Utah State	L	7-28	Sep. 6	Salt Lake City
Nebraska	L	9-55	Sep. 13	Lincoln
UNLV	W	45-29	Sep. 20	Salt Lake City
Fresno State	W	27-12	Sep. 27	Salt Lake City
Utah State	W	23-19	Oct. 4	Logan
UTEP*	W	31-7	Oct. 11	El Paso
Wyoming*	L	21-24	Oct. 18	Laramie
Colorado State*(h)	T	21-21	Oct. 25	Salt Lake City
New Mexico*	W	49-21	Nov. 8	Salt Lake City
Brigham Young*	L	6-56	Nov. 22	Salt Lake City
San Diego State*	L	20-21	Nov. 29	San Diego

1981 (8-2-1, 4-1-1 WAC)

Head Coach: Wayne Howard

Utah State	W	10-0	Sep. 5	Salt Lake City
Arizona State	L	10-52	Sep. 12	Tempe
Portland State	W	46-0	Sep. 19	Salt Lake City
Northwestern	W	42-0	Sep. 26	Evanston
UTEP*	W	38-10	Oct. 2	Salt Lake City
Colorado State*	W	24-13	Oct. 17	Fort Collins
UNLV	W	69-28	Oct. 24	Las Vegas
San Diego State*(h)	W	17-14	Oct. 31	Salt Lake City
New Mexico*	T	7-7	Nov. 7	Albuquerque
Wyoming*	W	30-27	Nov. 14	Salt Lake City
Brigham Young*	L	28-56	Nov. 21	Provo



Chuck Stobart
(1982-84)
Record: 16-17-1

1982 (5-6, 2-4 WAC)

Head Coach: Chuck Stobart

Montana State	W	30-12	Sep. 4	Salt Lake City
Arizona State	L	10-23	Sep. 11	Tempe
Texas	L	12-21	Sep. 18	Austin
Colorado State*	W	35-14	Oct. 1	Salt Lake City
Hawaii*	L	7-10	Oct. 9	Honolulu
UNLV	W	24-14	Oct. 16	Salt Lake City
Wyoming*	L	13-16	Oct. 23	Laramie
San Diego State*	L	17-21	Oct. 30	San Diego
Utah State(h)	W	42-10	Nov. 6	Salt Lake City
UTEP*	W	45-30	Nov. 13	El Paso
Brigham Young*	L	12-17	Nov. 20	Salt Lake City

1983 (5-6, 4-4 WAC)

Head Coach: Chuck Stobart

New Mexico*	L	7-17	Sep. 3	Albuquerque
Arizona	L	0-38	Sep. 10	Tucson
San Diego State*	W	27-24	Sep. 17	Salt Lake City
Hawaii*	W	28-25	Sep. 24	Salt Lake City
Colorado State*	L	28-31	Oct. 1	Fort Collins
UTEP*	W	35-11	Oct. 8	Salt Lake City
Wyoming*	W	69-14	Oct. 15	Salt Lake City
Air Force*	L	31-33	Oct. 22	Colorado Springs
CS-Fullerton(h)	W	47-20	Nov. 5	Salt Lake City
Utah State	L	17-21	Nov. 12	Logan
Brigham Young*	L	7-55	Nov. 19	Provo

1984 (6-5-1, 4-3-1 WAC)

Head Coach: Chuck Stobart

Weber State	W	52-16	Sep. 1	Salt Lake City
Washington State	L	40-42	Sep. 8	Pullman
Tennessee	L	21-27	Sep. 15	Knoxville
Air Force*	W	28-17	Sep. 22	Salt Lake City
Wyoming*	L	14-21	Sep. 29	Laramie
New Mexico*	W	38-14	Oct. 5	Salt Lake City
San Diego State*	T	24-24	Oct. 13	San Diego
Hawaii*	L	17-20	Oct. 20	Honolulu
UTEP*	W	43-15	Oct. 27	Salt Lake City
Colorado State*(h)	W	35-23	Nov. 3	Salt Lake City
Utah State	W	21-10	Nov. 10	Logan
Brigham Young*	L	14-24	Nov. 17	Salt Lake City

112 YEARS OF UTAH FOOTBALL



Jim Fassel
(1985-89)
Record: 25-33

1985 (8-4, 5-3 WAC)

Head Coach: Jim Fassel

Boise State	W	20-17	Sep. 7	Salt Lake City
Hawaii*	W	29-27	Sep. 14	Honolulu
Washington State	W	44-37	Sep. 21	Salt Lake City
UTEP*	W	55-19	Sep. 28	Salt Lake City
Wyoming*	W	37-20	Oct. 4	Salt Lake City
Arizona State	L	27-34	Oct. 12	Tempe
San Diego State*	W	39-37	Oct. 19	San Diego
Air Force*	L	15-37	Oct. 26	Colorado Springs
Utah State	W	34-7	Nov. 2	Salt Lake City
New Mexico*(h)	W	58-49	Nov. 9	Salt Lake City
Colorado State*	L	19-21	Nov. 16	Fort Collins
Brigham Young*	L	28-38	Nov. 23	Provo

1986 (2-9, 1-7 WAC)

Head Coach: Jim Fassel

San Diego State*	L	30-37	Sep. 13	Salt Lake City
Ohio State	L	6-64	Sep. 27	Columbus
Air Force*	L	35-45	Oct. 3	Salt Lake City
Wyoming*	L	14-38	Oct. 11	Laramie
New Mexico*	L	43-47	Oct. 18	Albuquerque
Arizona State	L	7-52	Oct. 25	Tempe
Hawaii*	L	13-33	Nov. 1	Salt Lake City
Colorado State*(h)	W	38-28	Nov. 8	Salt Lake City
Utah State	W	27-10	Nov. 15	Logan
Brigham Young*	L	21-35	Nov. 22	Salt Lake City
UTEP*	L	44-55	Nov. 29	El Paso

1987 (5-7, 2-6 WAC)

Head Coach: Jim Fassel

New Mexico*	W	24-20	Sep. 5	Salt Lake City
San Diego State*	L	34-52	Sep. 12	San Diego
Wisconsin	W	31-28	Sep. 19	Madison
Idaho State	W	51-16	Sep. 26	Salt Lake City
Air Force*	L	27-48	Oct. 3	Colorado Springs
Colorado State*	W	24-23	Oct. 10	Fort Collins
Hawaii*	L	14-25	Oct. 17	Honolulu
Utah State	L	36-41	Oct. 24	Salt Lake City
Boise State	W	31-27	Oct. 31	Boise
UTEP*(h)	L	24-30	Nov. 7	Salt Lake City
Wyoming*	L	7-31	Nov. 14	Salt Lake City
Brigham Young*	L	18-21	Nov. 21	Provo

1988 (6-5, 4-4 WAC)

Head Coach: Jim Fassel

Idaho State	W	41-16	Sep. 10	Salt Lake City
Illinois	L	24-35	Sep. 17	Champaign
Hawaii*	L	20-48	Sep. 24	Salt Lake City
UTEP*	L	28-38	Oct. 1	El Paso
New Mexico*	W	33-27	Oct. 8	Albuquerque
Air Force*	L	49-56	Oct. 15	Salt Lake City
Wyoming*	L	18-61	Oct. 22	Laramie
San Diego State*(h)	W	41-20	Oct. 29	Salt Lake City
Colorado State*	W	46-7	Nov. 5	Salt Lake City
Utah State	W	42-21	Nov. 12	Logan
Brigham Young*	W	57-28	Nov. 19	Salt Lake City

1989 (4-8, 2-6 WAC)

Head Coach: Jim Fassel

Fresno State	L	22-52	Sep. 2	Fresno
Utah State	W	45-10	Sep. 9	Salt Lake City
Nebraska	L	30-42	Sep. 16	Lincoln
Hawaii*	L	20-67	Sep. 23	Honolulu
San Diego State*	L	27-38	Sep. 30	Salt Lake City
UTEP*	W	50-45	Oct. 7	El Paso
Wyoming*	L	24-45	Oct. 14	Laramie
Stanford	W	27-24	Oct. 21	Palo Alto
Colorado State*(h)	L	10-50	Oct. 28	Salt Lake City
New Mexico*	W	41-39	Nov. 11	Salt Lake City
Brigham Young*	L	31-70	Nov. 18	Provo
Air Force*	L	38-42	Nov. 25	Salt Lake City



Ron McBride
(1990-2002)
Record: 88-63

1990 (4-7, 2-6 WAC)

Head Coach: Ron McBride

Utah State	W	19-0	Sep. 1	Logan
Minnesota	W	35-29	Sep. 8	Minneapolis
Fresno State	L	7-31	Sep. 15	Salt Lake City
Hawaii*	L	7-19	Sep. 22	Salt Lake City
Wyoming*	L	10-28	Sep. 29	Salt Lake City
Colorado State*	L	13-28	Oct. 6	Fort Collins
UTEP*(h)	W	37-23	Oct. 20	Salt Lake City
Air Force*	L	21-52	Oct. 27	Colorado Springs
San Diego State*	L	14-66	Nov. 3	San Diego
New Mexico*	W	29-27	Nov. 10	Albuquerque
Brigham Young*	L	22-45	Nov. 17	Salt Lake City

1991 (7-5, 4-4 WAC)

Head Coach: Ron McBride

Utah State	W	12-7	Aug. 31	Salt Lake City
Oregon State	W	22-10	Sep. 7	Corvallis
Air Force*	L	21-24	Sep. 14	Salt Lake City
Oregon	W	24-17	Sep. 21	Salt Lake City
Arizona State	L	15-21	Oct. 5	Tempe
Wyoming*	W	57-42	Oct. 12	Laramie
Colorado State*	W	21-16	Oct. 19	Salt Lake City
San Diego State*(h)	L	21-24	Oct. 26	Salt Lake City
Hawaii*	L	26-52	Nov. 2	Honolulu
New Mexico*	W	30-7	Nov. 9	Salt Lake City
UTEP*	W	10-9	Nov. 16	El Paso
Brigham Young*	L	17-48	Nov. 23	Provo

1992 (6-6, 4-4 WAC)

Head Coach: Ron McBride

Nebraska	L	22-49	Sep. 5	Lincoln
Utah State	W	42-18	Sep. 12	Logan
Oregon State	W	42-9	Sep. 26	Salt Lake City
Colorado State*	W	33-29	Oct. 3	Fort Collins
Hawaii*	W	38-17	Oct. 10	Salt Lake City
New Mexico*	L	7-24	Oct. 17	Albuquerque
UTEP*(h)	L	13-20	Oct. 24	Salt Lake City
Air Force*	W	20-13	Oct. 31	Colorado Springs
Fresno State*	L	15-41	Nov. 7	Fresno
Wyoming*	W	38-7	Nov. 14	Salt Lake City
Brigham Young*	L	22-31	Nov. 21	Salt Lake City
Washington State!	L	28-31	Dec. 29	Tucson

1993 (7-6, 5-3 WAC)

Head Coach: Ron McBride

Arizona State	L	0-38	Sep. 4	Tempe
Utah State	W	31-29	Sep. 11	Salt Lake City
Kansas	W	41-16	Sep. 18	Lawrence
Wyoming*	L	12-28	Sep. 25	Laramie
Idaho	L	17-28	Oct. 2	Salt Lake City
New Mexico*	L	35-42	Oct. 9	Salt Lake City
UTEP*	W	45-29	Oct. 16	El Paso
Colorado State*	W	38-21	Oct. 23	Salt Lake City
San Diego State*(h)	W	45-41	Oct. 30	Salt Lake City
Hawaii*	L	30-41	Nov. 6	Honolulu
Air Force*	W	41-24	Nov. 13	Salt Lake City
Brigham Young*	W	34-31	Nov. 20	Provo
Southern California&	L	21-28	Dec. 30	Anaheim

1994 (10-2, 6-2 WAC)

Head Coach: Ron McBride

Utah State	W	32-17	Sep. 3	Logan
Idaho State	W	66-0	Sep. 10	Salt Lake City
Oregon	W	34-16	Sep. 17	Eugene
Wyoming*	W	41-7	Sep. 24	Salt Lake City
San Diego State*	W	38-22	Oct. 8	San Diego
Hawaii*	W	14-3	Oct. 15	Salt Lake City
Colorado State*	W	45-31	Oct. 22	Fort Collins
UTEP*(h)	W	52-7	Oct. 29	Salt Lake City
New Mexico*	L	21-23	Nov. 5	Albuquerque
Air Force*	L	33-40	Nov. 12	Colorado Springs
Brigham Young*	W	34-31	Nov. 19	Salt Lake City
Arizona&	W	16-13	Dec. 27	Anaheim

1995 (7-4, 6-2 WAC)

Head Coach: Ron McBride

Oregon	L	20-27	Sep. 2	Salt Lake City
Stanford	L	20-27	Sep. 9	Salt Lake City
New Mexico*	W	36-9	Sep. 16	Albuquerque
Fresno State*	W	25-21	Sep. 23	Salt Lake City
UTEP*	W	34-21	Sep. 30	El Paso
San Diego State*	L	21-24	Oct. 7	Salt Lake City
Colorado State*	L	14-19	Oct. 14	Salt Lake City
Air Force*	W	22-21	Oct. 21	Salt Lake City
Utah State(h)	W	40-20	Oct. 28	Salt Lake City
Wyoming*	W	30-24	Nov. 4	Laramie
Brigham Young*	W	34-17	Nov. 18	Provo

1996 (8-4, 6-2 WAC)

Head Coach: Ron McBride

Utah State	L	17-20	Aug. 31	Logan
Stanford	W	17-10	Sep. 7	Palo Alto
SMU*	W	21-17	Sep. 14	Dallas
Fresno State*	W	45-17	Sep. 21	Salt Lake City
Kansas	W	45-42	Sep. 28	Salt Lake City
UTEP*	W	34-27	Oct. 5	El Paso
TCU*	W	21-7	Oct. 19	Salt Lake City
Tulsa*(h)	W	45-19	Oct. 26	Salt Lake City
Rice*	L	10-51	Nov. 2	Houston
New Mexico*	W	31-24	Nov. 9	Albuquerque
Brigham Young*	L	17-37	Nov. 23	Salt Lake City
Wisconsin!	L	10-38	Dec. 27	Tucson

1997 (6-5, 5-3 WAC)

Head Coach: Ron McBride

Utah State	L	14-21	Aug. 30	Salt Lake City
Louisville	W	27-21	Sep. 6	Louisville
TCU*	W	32-18	Sep. 13	Ft. Worth
UTEP*	W	56-3	Sep. 20	Salt Lake City
Fresno State*	L	13-27	Oct. 2	Fresno
SMU*	L	19-20	Oct. 11	Salt Lake City
Oregon	L	13-31	Oct. 18	Eugene
New Mexico*(h)	W	15-10	Oct. 25	Salt Lake City
Tulsa*	L	13-21	Nov. 1	Tulsa
Rice*	W	31-14	Nov. 15	Salt Lake City
Brigham Young*	W	20-14	Nov. 22	Provo

112 YEARS OF UTAH FOOTBALL



1998 (7-4, 5-3 WAC)

Head Coach: Ron McBride

Utah State	W	20-12	Sep. 5	Logan
Louisville	W	45-22	Sep. 12	Salt Lake City
Hawaii*	W	30-21	Sep. 19	Salt Lake City
Boise State(h)	L	28-31	Sep. 26	Salt Lake City
Wyoming*	L	24-27	Oct. 3	Laramie
Fresno State*	W	24-16	Oct. 17	Salt Lake City
San Diego State*	L^	20-21	Oct. 24	San Diego
San Jose State*	W	49-17	Oct. 31	San Jose
UTEP*	W^	34-27	Nov. 7	Salt Lake City
New Mexico*	W	41-7	Nov. 14	Albuquerque
Brigham Young*	L	24-26	Nov. 21	Salt Lake City

1999 (9-3, 5-2 MWC)

Head Coach: Ron McBride

Washington State	W	27-7	Sep. 4	Pullman
Utah State	W	38-18	Sep. 18	Salt Lake City
UNLV*	W	52-14	Sep. 25	Las Vegas
Boise State	L	20-26	Oct. 2	Boise
Louisiana-Monroe(h)	W	42-0	Oct. 9	Salt Lake City
Air Force*	W	21-15	Oct. 16	Colorado Springs
San Diego State*	W	38-16	Oct. 23	Salt Lake City
Colorado State*	L	24-31	Oct. 28	Fort Collins
Wyoming*	L	29-43	Nov. 6	Salt Lake City
New Mexico*	W	52-7	Nov. 13	Salt Lake City
Brigham Young*	W	20-17	Nov. 20	Provo
Fresno State@	W	17-16	Dec. 18	Las Vegas

2000 (4-7, 3-4 MWC)

Head Coach: Ron McBride

Arizona	L	3-17	Sep. 2	Salt Lake City
California	L	21-24	Sep. 9	Berkeley
Washington State	L	21-38	Sep. 16	Salt Lake City
Air Force*(h)	L	14-23	Sep. 23	Salt Lake City
Utah State	W	35-14	Sep. 30	Logan
San Diego State*	W	21-7	Oct. 14	San Diego
Colorado State*	L	17-24	Oct. 21	Salt Lake City
New Mexico*	L	3-10	Oct. 28	Albuquerque
UNLV*	W	38-16	Nov. 4	Salt Lake City
Wyoming*	W	34-0	Nov. 11	Laramie
Brigham Young*	L	27-34	Nov. 24	Salt Lake City

2001 (8-4, 4-3 MWC)

Head Coach: Ron McBride

Utah State	W	23-19	Sep. 1	Salt Lake City
Oregon	L	10-24	Sep. 8	Eugene
Indiana	W	28-26	Sep. 22	Bloomington
New Mexico*(h)	W	37-16	Sep. 29	Salt Lake City
South Florida	W	52-21	Oct. 6	Salt Lake City
Wyoming*	W	35-0	Oct. 20	Salt Lake City
Colorado State*	L	17-19	Oct. 27	Fort Collins
UNLV*	W	42-14	Nov. 3	Las Vegas
San Diego State*	W	17-3	Nov. 10	Salt Lake City
Brigham Young*	L	21-24	Nov. 17	Provo
Air Force*	L	37-38	Dec. 1	Colorado Springs
Southern California@	W	10-6	Dec. 25	Las Vegas

2002 (5-6, 3-4 MWC)

Head Coach: Ron McBride

Utah State	W	23-3	Aug. 31	Logan
Indiana	W	40-13	Sep. 7	Salt Lake City
Arizona	L	17-23	Sep. 14	Tucson
Michigan	L	7-10	Sep. 21	Ann Arbor
Air Force*	L	26-30	Sep. 28	Salt Lake City
San Diego State*	L	17-36	Oct. 12	San Diego
Colorado State*	L	20-28	Oct. 19	Salt Lake City
New Mexico*	L	35-42^	Oct. 26	Albuquerque
UNLV*	W	28-17	Nov. 9	Salt Lake City
Wyoming*	W	23-18	Nov. 16	Laramie
Brigham Young*	W	13-6	Nov. 23	Salt Lake City



Urban Meyer
(2003-04)
Record: 22-2

2003 (10-2, 6-1 MWC)

Head Coach: Urban Meyer

Utah State	W	40-20	Aug. 28	Salt Lake City
Texas A&M	L	26-28	Sep. 6	College Station
California	W	31-24	Sep. 11	Salt Lake City
Colorado State*	W	28-21	Sep. 27	Fort Collins
Oregon	W	17-13	Oct. 3	Salt Lake City
San Diego State*	W	27-6	Oct. 11	Salt Lake City
UNLV*	W	28-10	Oct. 18	Las Vegas
New Mexico*	L	35-47	Oct. 25	Salt Lake City
Air Force*	W	45-43^	Nov. 1	Colorado Springs
Wyoming*	W	47-17	Nov. 15	Salt Lake City
Brigham Young*	W	3-0	Nov. 22	Provo, Utah
Southern Mississipp+	W	17-0	Dec. 31	Memphis

2004 (12-0, 7-0 MWC)

Head Coach: Urban Meyer

Texas A&M	W	41-21	Sept. 2	Salt Lake City
Arizona	W	23-6	Sept. 11	Tucson
Utah State	W	48-6	Sept. 18	Logan
Air Force*	W	49-35	Sept. 25	Salt Lake City
New Mexico*	W	28-7	Oct. 1	Albuquerque
North Carolina	W	46-16	Oct. 16	Salt Lake City
UNLV*	W	63-28	Oct. 23	Salt Lake City
San Diego State*	W	51-28	Oct. 30	San Diego
Colorado State*	W	63-31	Nov. 6	Salt Lake City
Wyoming*	W	45-28	Nov. 13	Laramie
Brigham Young*	W	52-21	Nov. 20	Salt Lake City
Pittsburgh-	W	35-7	Jan. 1	Tempe



Kyle Whittingham
(2005)
Record: 7-5

2005 (7-5, 4-4 MWC)

Head Coach: Kyle Whittingham

Arizona	W	27-24	Sep. 2	Salt Lake City
Utah State	W	31-7	Sep. 10	Salt Lake City
TCU*	L	20-23^	Sep. 15	Ft. Worth
Air Force*	W	38-35	Sep. 22	Salt Lake City
North Carolina	L	17-31	Oct. 1	Chapel Hill
Colorado State*	L	17-21	Oct. 8	Ft. Collins
San Diego State*(h)	L	19-28	Oct. 15	Salt Lake City
UNLV*	W	42-32	Oct. 22	Las Vegas
Wyoming*	W	43-13	Nov. 5	Salt Lake City
New Mexico*	L	27-31	Nov. 12	Salt Lake City
Brigham Young*	W	41-34^	Nov. 19	Provo
Georgia Tech<	W	38-10	Dec. 29	San Francisco

LEGEND

*=Conference Games

h=Homecoming Games

^=Overtime game

^^=2 overtimes

^^^=3 overtimes

%=Sun Bowl

#=Pineapple Bowl

+ =Liberty Bowl

! =Copper Bowl

&=Freedom Bowl

@=Las Vegas Bowl

~ =Fiesta Bowl

< =Emerald Bowl



Urban Meyer and Kyle Whittingham (facing camera) served as co-head coaches in Utah's historic victory in the 2005 Fiesta Bowl. Whittingham assumed the head coaching duties immediately after Utah's victory in the BCS game.