



Donation Trends

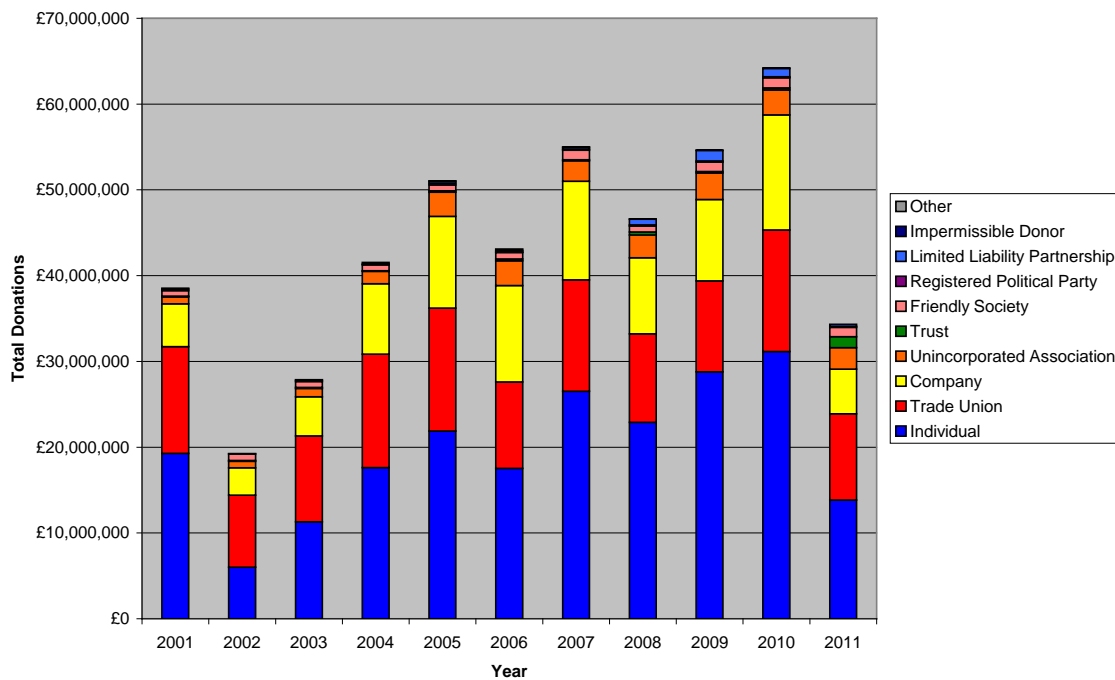
We see a repeating trend of a dip in funding after each election year (2001, 2005, 2010), followed by increasing levels of donations. This effect was also echoed in 2007 when it was widely speculated an election would be called, with a dip following in 2008.

We also see that, over the last 11 years, Labour have been reliant on trade unions for 63% of their funding, the Conservatives have depended on individuals for 62% of theirs and the Lib Dems receive more of their funding from company donations than the other two major parties. Trade union funding is also less volatile from year to year, compared to individual and company donations.

Specifically in 2011, we saw:

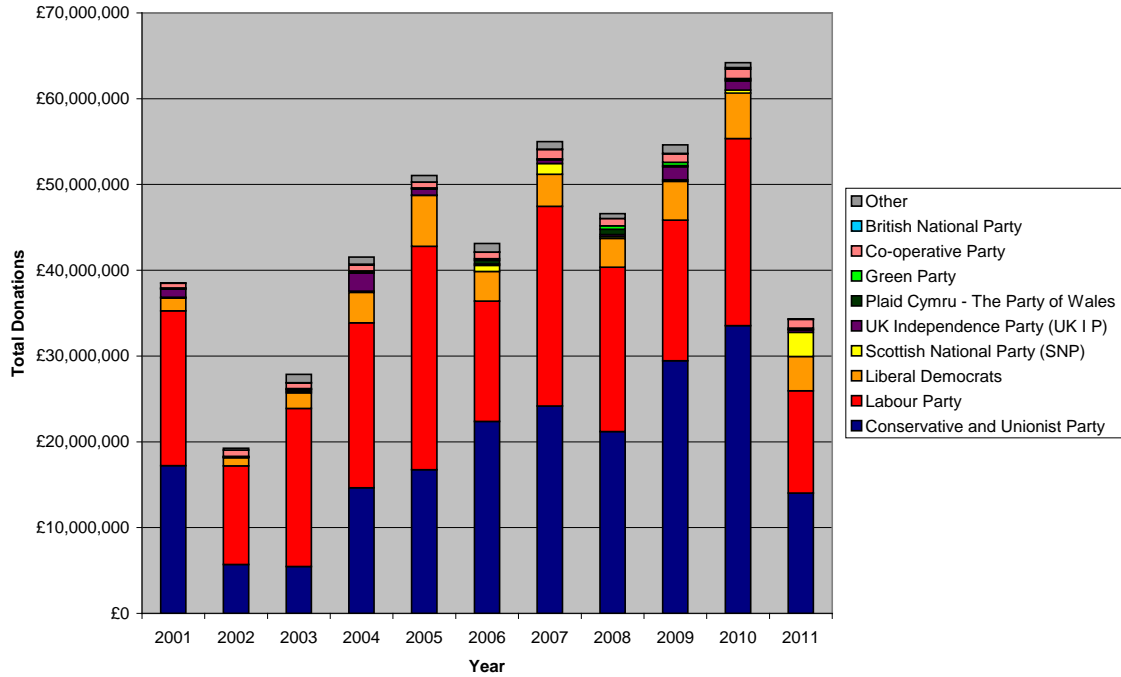
- A substantial drop off in donations to major parties, after years of generally increasing donation levels, driven by Conservative donations
- A major decrease in levels of funding from individuals and companies, a minor decrease in trade union funding, and a major increase in funding from trust funds
- A far more significant dip after an election year than in 2005
- Trade unions' share of Labour donations rise to 84%, the highest level since records began in 2001

Total Donations by Year - Type Breakdown



We have also broken down the annual donation totals by parties, and these trends are examined more closely in the party sections.

Total Donations by Year - Party Breakdown



Top Ten Donors to Political Parties

Since 2001

1. Unite the Union (Trade Union, Labour, £40,516,471.91, 275 Donations)
2. UNISON (Trade Union, Labour, £19,136,893.42, 139 Donations)
3. GMB (Trade Union, Labour, £15,319,298.31, 120 Donations)
4. David Sainsbury (Individual, Labour, £15,296,637.55, 56 donations)
5. USDAW (Trade Union, Labour, £11,955,892.56, 64 Donations)
6. CWU (Trade Union, Labour, £7,477,565.84, 79 Donations)
7. Joseph Rowntree Reform Trust Ltd (Company, Lib Dems, £5,391,345, 42 Donations)
8. Lakshmi Mittal (Individual, Labour, £5,125,000, 4 Donations)
9. Paul Getty (Individual, Conservatives, £5,000,000, 1 Donation)
10. Co-operative Group CWS Ltd (Friendly Society, Co-operative Party, £4,999,822.06, 47 donations)

Quarter 4, 2011

1. GMB (Trade Union, Labour, £617,625)
2. National Conservative Draws Society (Unincorporated Association, Conservatives, £600,000)
3. UNISON (Trade Union, Labour, £392,254)
4. Methuen Liberal Trust Fund (Trust, Lib Dems, £329,351.98)
5. USDAW (Trade Union, Labour, £279,066.81)
6. Communication Workers Union (Trade Union, Labour, £177,741.58)
7. David Sainsbury (Individual, Labour (Progress, Movement for Change) £155,000)
8. Mark J C Bamford (Individual, Conservatives, £150,000)
9. Ministry of Sound Ltd (Company, Lib Dems, £139,010.36)
10. Lycamobile UK Ltd (Company, Conservatives, £136,180)

Conservative Donors Q4, 2011 – Total Donations £3,235,800.79

1. National Conservative Draws Society (Unincorporated Association, £600,000)
2. Mark J C Bamford (Individual, £150,000)
3. Lycamobile UK Ltd (Company, £136,180)
4. Peter A Cruddas (Individual, £124,451.76)
5. International Motors Ltd (Company, £100,000)

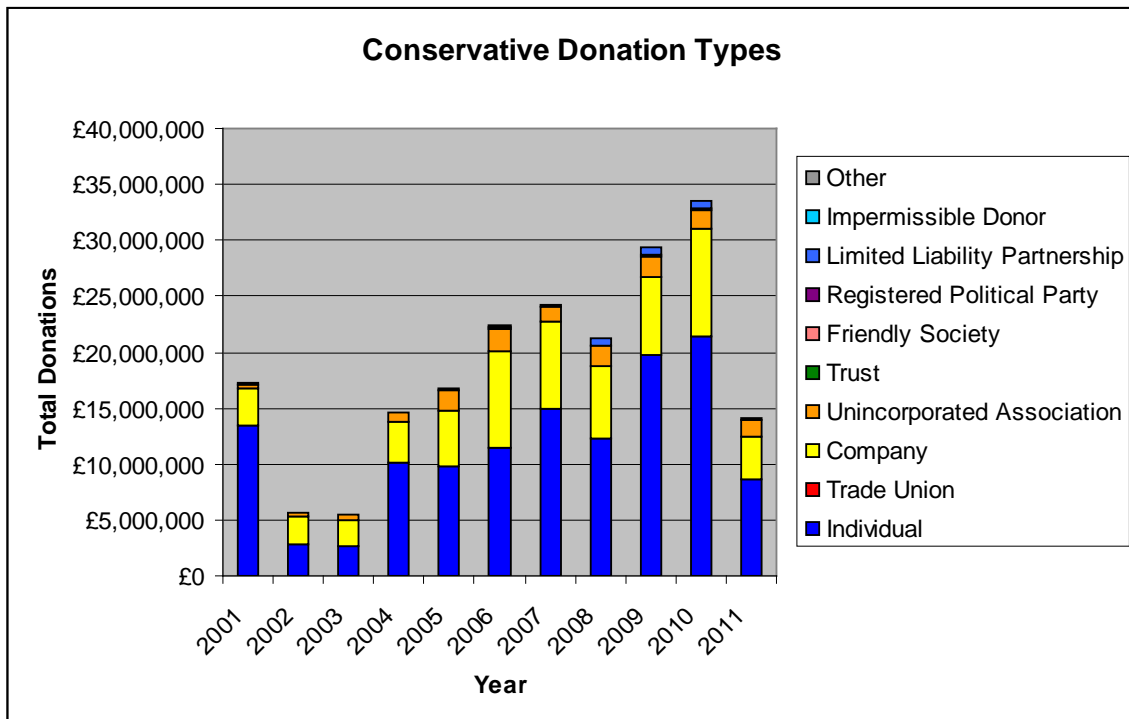
- **Peter Cruddas** is the founder and owner of internet securities dealer CMC Markets and is also the Co-Treasurer of the Conservative Party

Long Term Donor Alert: Stanley Fink (Donated £70,751.26 this quarter)

Mr Fink is a hedge fund manager, Treasurer of the Conservative Party since 2010 and a member of the House of Lords since 2011. This donation brought his total donated to the Conservatives and its MPs to £2,652,392.26, spread over 29 donations, the first occurring in 2004.

Conservative Donation Trends

- Over the last 11 years, the Conservatives have been dependent on donations from individuals for a majority of their funding, with companies and unincorporated associations also playing a significant role
- The last quarter of 2011 confirms a massive decline in Conservative donations, less than half of what they received in 2010
- Prior to this, there was an increasing overall trend for total donations after the 2001 election year until the election year of 2010, which saw the Conservatives form a government with the Liberal Democrats



Labour Donors Q4, 2011 – Total Donations £4,289,059.46

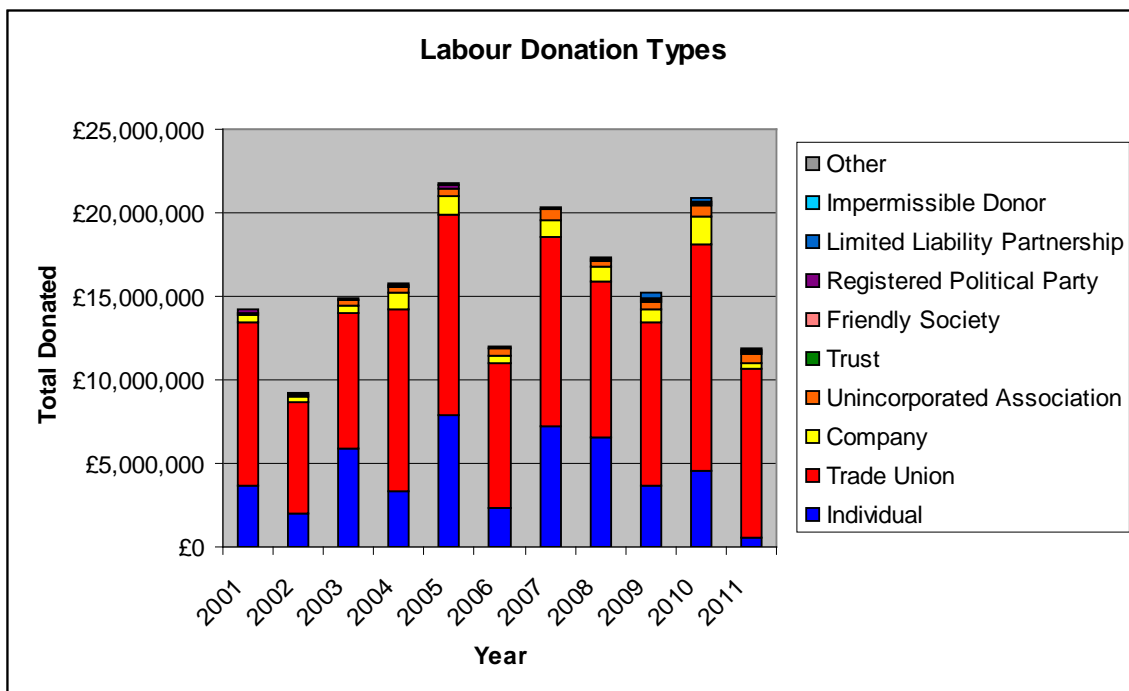
1. GMB (Trade Union, £617,625)
 2. UNISON (Trade Union, £392,254)
 3. USDAW (Trade Union, £279,066.81)
 4. Communication Workers Union (Trade Union, Labour, £177,741.58)
 5. David Sainsbury (Individual, Donations to Progress and Movement for Change, £155,000)
- **UNISON** is Britain's biggest public sector union with more than 1.3 million members and Labour's second largest donor since 2001
 - **David Sainsbury** is the former Chairman of his family's supermarket business Sainsbury's, and former Science and Innovation Minister. He has been a member of the House of Lords since 1997, is the Chancellor of Cambridge University and is Labour's largest individual donor.

Long Term Donor Alert: William Haughey (Donated £17,700 this quarter)

Mr Haughey is a Scottish businessman, with an estimated worth of £50m. He is the owner and chairman of City Refrigeration Holdings Ltd, a facilities management company. This donation brought his total donated to Labour to £1,160,500, spread over 12 donations, the first occurring in 2001.

Labour Donation Trends

- Labour have been reliant on Trade Union funding each year, but in 2011 the Unions' share of Labour donations rose to 84%, the highest trade union share yet, as their donations have remained largely consistent but individual donations have dipped to less than a seventh of 2010 levels
- 2011 represented a large decline in Labour donations, but not to the same extent as the Conservatives



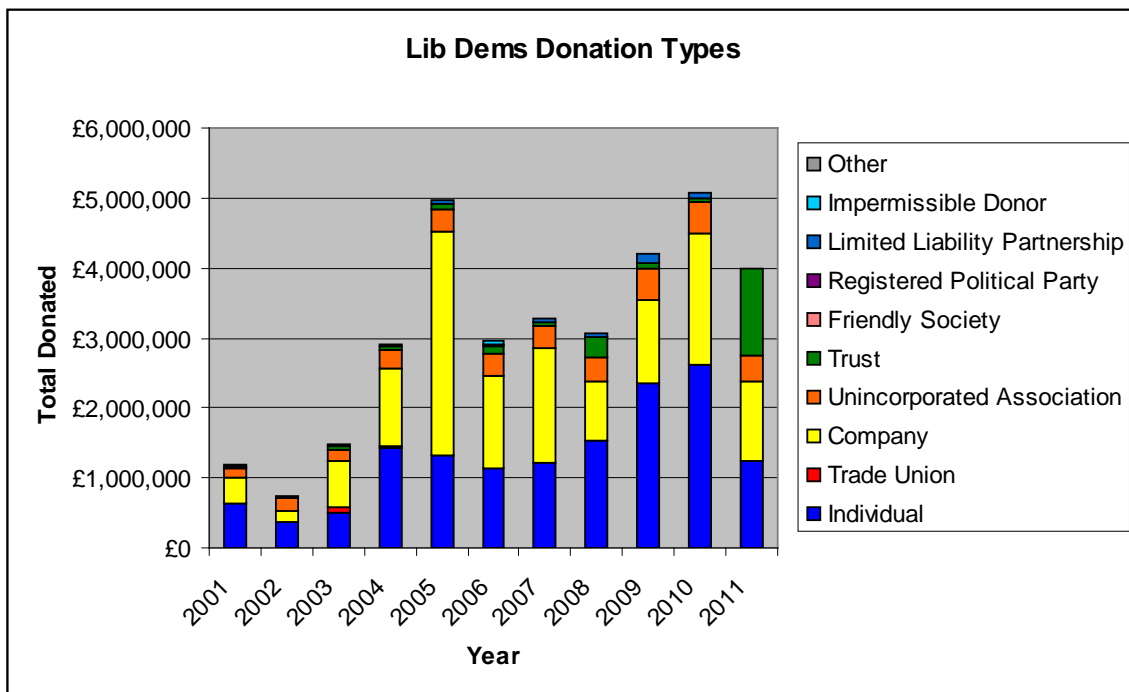
Lib Dem Donors Q4, 2011 – Total Donations £1,090,186.93

1. Methuen Liberal Trust Fund (Trust, £329,351.98 over 2 donations)
2. Ministry of Sound Ltd (Company, £139,010.36 over 6 donations)
3. Brompton Capital Ltd (Company, £25,000)
4. Annette Rawson (Individual, £20,000)
5. Finn Gray (Individual, £20,000)

- **Ministry of Sound Ltd** is a entertainment business specialising on recorded music, night clubs and consumer electronics
- There is very little information publically available on the internet on the **Methuen Liberal Trust Fund**, though it appears that Liberal Democrat peers Lord John Alderdice and Lord Paul Tyler are trustees

Liberal Democrats Donation Trends

- The Lib Dems have relied more on company donations than either of the other main parties for all but 2 of the last 11 years
- With the exception of 2005, which included £2.4m of donations from convicted fraudster Michael Brown, donations largely tended to increase until 2010, when the party formed part of the government
- The Lib Dems experienced the smallest decrease from 2010 of any of the major parties, but this was mainly due to nearly £1,000,000 from the Methuen Liberal Trust Fund, which also drove an increase in the share of trust fund donations

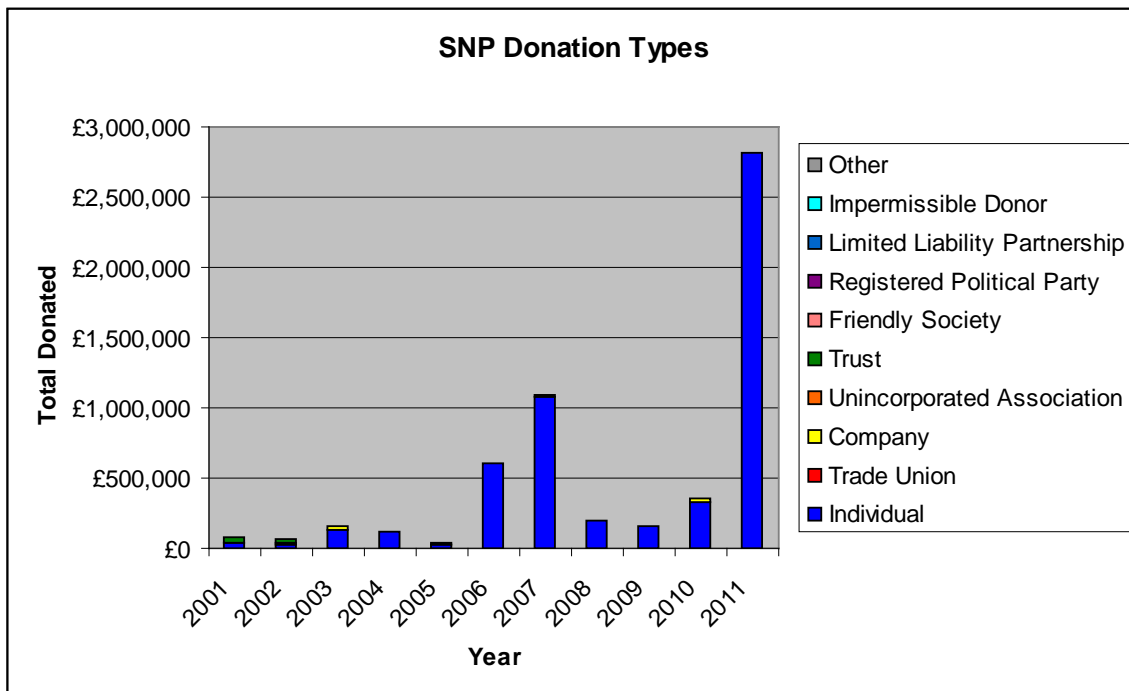


SNP Donors Q4, 2011 – Total Donations £80,662.98

1. William Grier (Individual, £45,963.86)

Scottish National Party Donation Trends

- Donation levels to the SNP prove to be somewhat volatile, with the party heavily dependent on inconsistent donations from individuals, though their peak levels of donations do correspond with the Scottish Parliament elections in 2003, 2007 and 2011
- They received only £80,662.98 in this quarter, over half of which was from their only donation over £10,000
- This is compared to a total of £2,027,168.80 from the previous quarter, mainly thanks to £1,000,000 from lottery winners Colin and Christine Weir, and over £900,000 left to them in the will of the late Scottish poet Edwin Morgan
- These donations also created a total for 2011 that dwarfs figures from other years, nearly 4 times the donations they received in the three years before



Footnotes:

1. Source: Electoral Commission.
2. Analysis of individual donors refers to donations of £10,000 and over only and includes donations to regulated donees such as party MPs and associated organisations.
3. Analysis of total donations to parties refers to donations of all value, though not to regulated donees. This includes total party donations per quarter.
4. Trade Union totals include donations from predecessor organisations.
5. Annual donation totals are adjusted according to CPI inflation.