


**FOR IMMEDIATE RELEASE – FOR MORE INFORMATION:**

Damon Gardenhire  
 Communications Director, Oklahoma State Department of Education  
 405-310-9323  
[damon.gardenhire@sde.ok.gov](mailto:damon.gardenhire@sde.ok.gov)

Tricia Pemberton  
 Communications Specialist  
 405-521-3371, 405-431-7195  
[tricia.pemberton@sde.ok.gov](mailto:tricia.pemberton@sde.ok.gov)

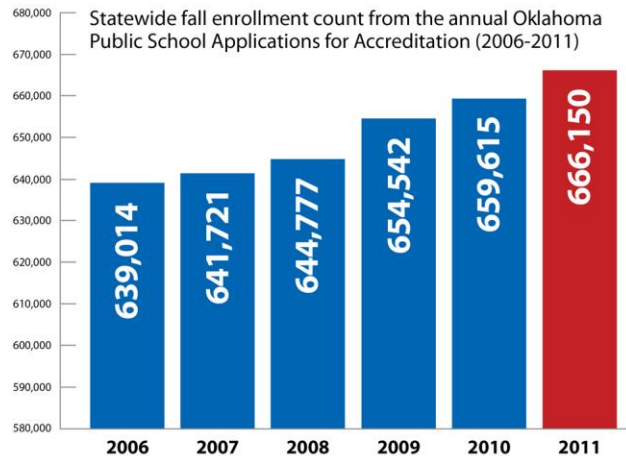


## Oklahoma public school enrollment increases

**OKLAHOMA CITY (Jan. 11, 2012) –** Annual enrollment numbers provided to the State Department of Education by each public school district and charter school site in Oklahoma, show that pre-Kindergarten through grade 12 enrollment for the current school year is 666,150 – an increase of 6,535 students over the 2009-10 school year and 27,128 more students than five years ago.

“As our enrollment grows, so must our commitment grow to ensure each student in this state graduates college, career and citizen ready,” said State Superintendent of Public Instruction. “With our new Teacher and Leader Evaluation plan in its pilot year, our Achieving Classroom Excellence standards in effect and other important reforms on the way toward implementation, we are moving toward this goal.”

### Annual October Enrollment Oklahoma Public Schools

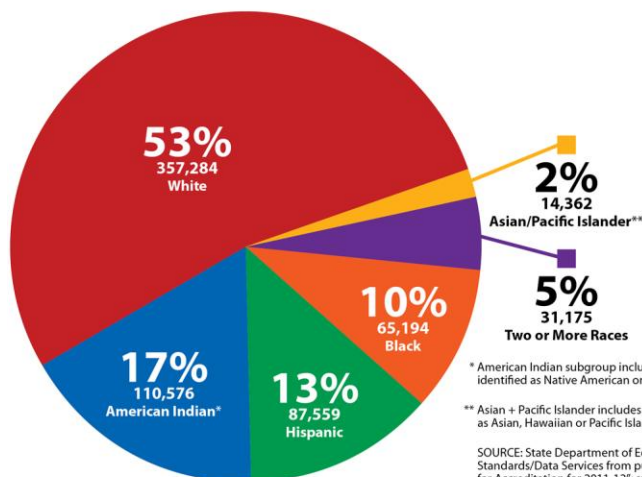


SOURCE: Oklahoma State Department of Education, Accreditation and Data Services, December 2011.

[Click on Image for Larger View](#)

### Oklahoma Public School Enrollment, 2011-12

Average Race/Ethnicity of Student Population, October 2011



\* American Indian subgroup includes all students identified as Native American or Alaskan Native.

\*\* Asian + Pacific Islander includes all students identified as Asian, Hawaiian or Pacific Islander.

SOURCE: State Department of Education, Accreditation Standards/Data Services from public school Applications for Accreditation for 2011-12; subgroup totals are not comparable because categories of race/ethnicity were changed by U.S. Department of Education, effective Fall 2011.

The 2011-12 data shows that Oklahoma’s student population is 53 percent white, 17 percent American Indian, 13 percent Hispanic, 10 percent black, 5 percent two or more races, and 2 percent Asian, Hawaiian or Pacific Islander.

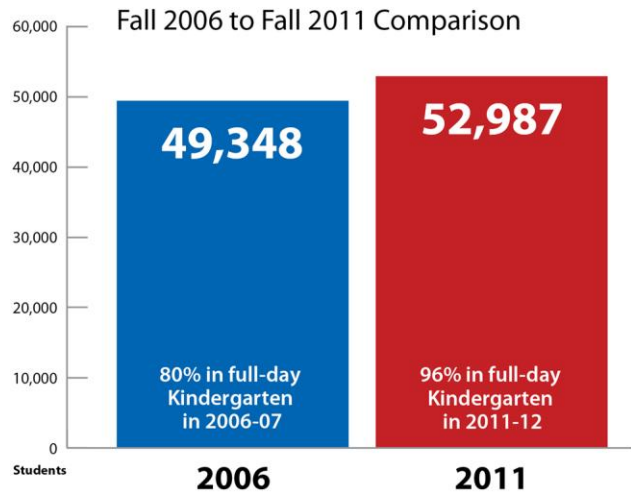
The state serves 39,772 four-year-olds in prekindergarten programs with 26,390 in full-day Pre-K classes. This year, about 96 percent of students

[Click on Image for Larger View](#)

are in full-day kindergarten. As part of the Achieving Classroom Excellence Act of 2005, all Oklahoma public schools are required beginning in the 2012-13 school year to offer full-day kindergarten programs unless they qualify for an exemption.

“It is so important that we reach children at this early age so we can begin teaching literacy and other skills that will be necessary as they progress through school,” Barresi said. “It also is vitally important that we identify children who may be struggling in certain areas so we can get them the help they need at the earliest possible moment.”

## Oklahoma Student Enrollment Kindergarten



SOURCE: Oklahoma Public Schools Applications for Accreditation, [Click on Image for Larger View](#)

## 10 Largest Public School Districts

County	District	Grade Levels	Total Oct. 2010	Total Oct. 2011
Oklahoma	Oklahoma City	PK-12	42,989	43,492
Tulsa	Tulsa	PK-12	41,501	41,199
Cleveland	Moore	PK-12	22,226	22,672
Oklahoma	Edmond	PK-12	21,344	21,985
Oklahoma	Putnam City	PK-12	19,068	19,213
Tulsa	Broken Arrow	PK-12	16,732	16,985
Comanche	Lawton	PK-12	16,199	15,875
Cleveland	Norman	PK-12	14,644	15,022
Tulsa	Union	PK-12	14,931	14,990
Oklahoma	Midwest City-Del City	PK-12	14,753	14,527

[Click on Image for Larger View](#)

The largest school districts in the state remain Oklahoma City Public Schools, with an enrollment of 43,492 students, and Tulsa Public Schools, with 41,199 students. The top 10 districts ranked by enrollment size shuffled a bit this year, with Norman surpassing Union to take the No. 8 spot, leaving Union and Midwest City-Del City in the No. 9 and No. 10 spots, respectively. Tulsa, Lawton and Mid-Del were down slightly in enrollment numbers this year.

## 10 Smallest Public School Districts

County	District	Grade Levels	Total Oct. 2011	Total Oct. 2010
Texas	Straight	K-6	43	48
Pushmataha	Nashoba	PK-8	46	50
Creek	Milfay	PK-6	53	63
McClain	Byars	PK-8	58	51
Kay	Braman*	PK-8	58	67
Adair	Skelly	PK-8	64	62
LeFlore	Fanshawe	PK-8	66	58
Osage	Bowring	PK-8	68	65
Kay	Kildare	PK-6	69	55
Hughes	Dustin*	PK-12	69	88

\* These districts were not among smallest 10 last year; 2010 ranking and enrollment provided.

[Click on Image for Larger View](#)

For enrollment reports, go to: <http://sde.state.ok.us/Services/News/2012/DistEnrollment.pdf> or <http://sde.state.ok.us/Services/News/2012/DistEnrollment.xls>; <http://sde.state.ok.us/Services/News/2012/StateEnrollment.pdf> or <http://sde.state.ok.us/Services/News/2012/StateEnrollment.xls>.

There was some shuffling among the 10 smallest districts this year as well. Plainview, in Cimarron County dropped from the list this year as the district annexed with the Boise City and Keyes school districts. Braman moved onto the list as the fifth smallest district from the No. 11 spot in 2009, And, Dustin in Hughes County moved from the No. 29 spot in 2010 to the No. 10 spot this year.