



Using indicators to support target development & reporting

Regional Workshop for Central Asia on Updating National Biodiversity Strategies and Action Plans

Istanbul, Turkey, 20 October 2011

Anna Chenery, UNEP World Conservation Monitoring Centre

www.bipindicators.net





Biodiversity Indicators Partnership (BIP)

- CBD-mandated collaboration
- Global GEF funded initiative




1. Partnership generating information useful to decision-makers
2. Improved global indicators available
3. National governments using and contributing to delivery of global indicators



Biodiversity Indicators Partnership (BIP)

•40 organizations working globally





21 "headline" indicators 31 metrics



Global Biodiversity: Indicators of Recent Declines

Stuart H. M. Butchart,^{1,2*} Matt Walpole,³ Ben Collen,⁴ Arco van Strien,⁴ Jörn P. W. Scharlemann,⁵ Rosamunde E. A. Almond,¹ Jonathan E. N. Baillie,⁶ Bastian Bomhard,¹ Claire Brown,¹ John Bruno,⁷ Kent E. Carpenter,⁸ Genevieve M. Carr,^{7†} Janice Chanson,⁹ Anna M. Cheney,¹ Jorge Coliço,⁹ Nick C. Davidson,¹⁰ Frank Dentener,¹¹ Matt Foster,¹² Alessandro Galli,¹³ James N. Galloway,¹⁴ Piero Genovesi,¹⁵ Richard D. Gregory,¹⁶ Marc Hockings,¹⁷ Valeria Kapos,^{1,18} Jean-Francois Lamarque,¹⁹ Fiona Leverington,¹⁷ Jonathan Lob,²⁰ Melodie A. McGeoch,²¹ Louise McRae,¹ Anahit Minasyan,²² Monica Hernández Morcillo,³ Thomasina E. E. Oldfield,²³ Daniel Pauly,²⁴ Suhel Quader,²⁵ Carmen Revenga,²⁶ Jobo R. Sauer,²⁷ Benjamin Skolnik,²⁸ Dian Spear,²⁹ Damon Stanwell-Smith,³ Simon N. Stuart,^{1,12,30,31} Andy Symes,² Megan Timney,¹ Tristan D. Tyrrell,³ Jean-Christophe Vie,³² Reg Watson²⁴

In 2002, world leaders committed, through the Convention on Biological Diversity, to achieve a significant reduction in the rate of biodiversity loss by 2010. We compiled 31 indicators to report

Butchart et al (2010) *Science* 328: 1164-8



The Partnership to 2020 and beyond...

- An enlarged and **enhanced partnership** to facilitate experience sharing and indicator implementation
- A major expansion in **national** capacity-strengthening for the development and use of biodiversity / ecosystem service indicators
- A **communication hub** for compelling storylines from the combined suite of global indicators



Uses of biodiversity indicators:

- Track progress in achieving targets
- Guide policy design & implementation:
 - *Highlight where action is needed*
 - *Adaptive management*
- Build support:
 - *Communicate simple messages*



What is a successful indicator?

Scientifically valid – theory of relationship between the indicator and its purpose (what change in the indicator means) + reliability of the data

Based on available data – over time (monitoring)

Responsive to change in the issue of interest

Easily understandable – conceptually + presentation + interpretation

Relevant to user's needs

It is used!

(for measuring progress, early-warning, understanding an issue, awareness-raising, ...)





Regional & national capacity building

Capacity building in 45 Countries

South East Asia

Caribbean

Mesoamerica

Eastern Africa

Southern

Africa





~~*“National governments and regional organizations using and contributing to the improved delivery of global indicators”*~~

“National governments developing and using indicators relevant to national priorities”

Aligns with the NBSAP approach:

Identification of national targets which correspond to national priorities



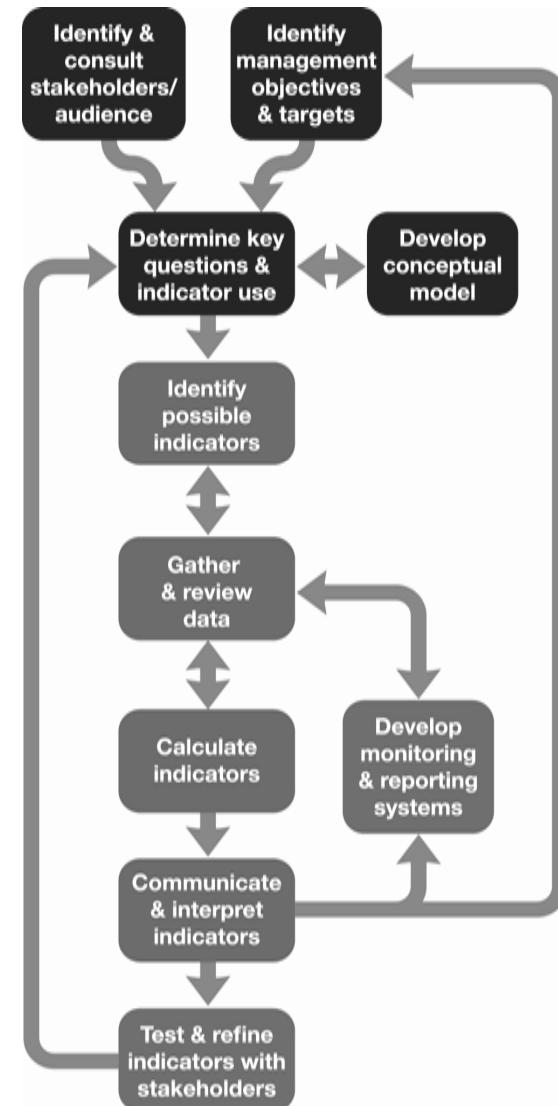
Indicators to monitor progress





Biodiversity Indicator Development Framework

- Tested and redefined
- Key steps for successful indicator development
- Three themes:

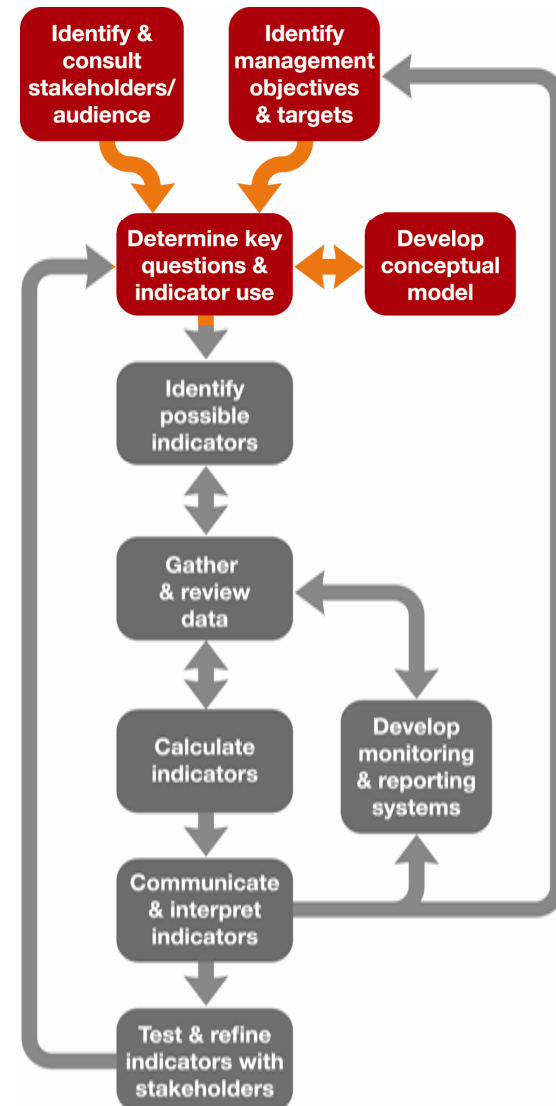




Biodiversity Indicator Development Framework

- Tested and redefined
- Key steps for successful indicator development
- Three themes:

• **Purpose** – actions needed for selecting successful indicators



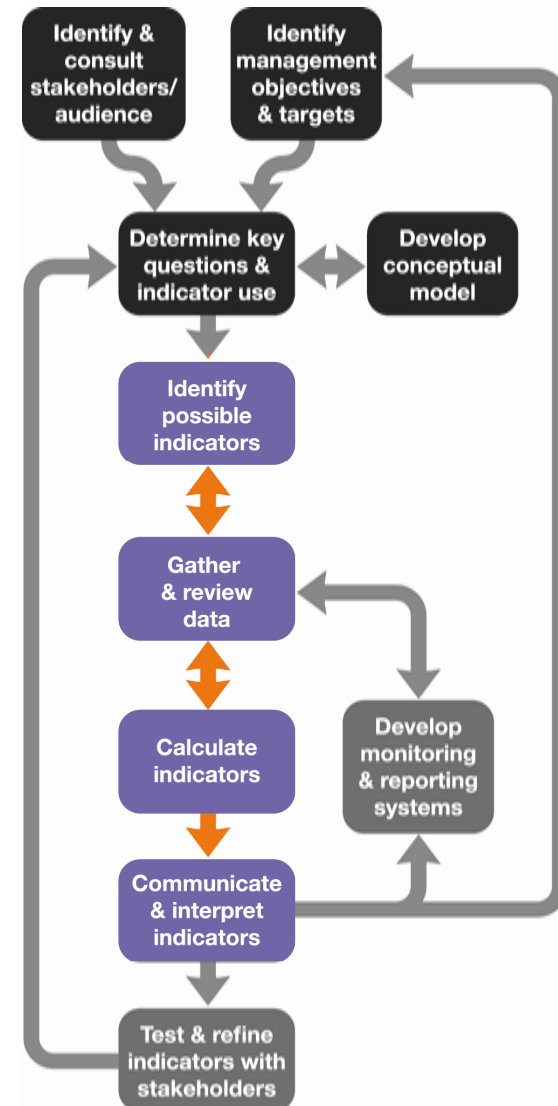


Biodiversity Indicator Development Framework

- Tested and redefined
- Key steps for successful indicator development
- Three themes:

• **Purpose** – actions needed for selecting successful indicators

• **Production** – essential to generate indicators





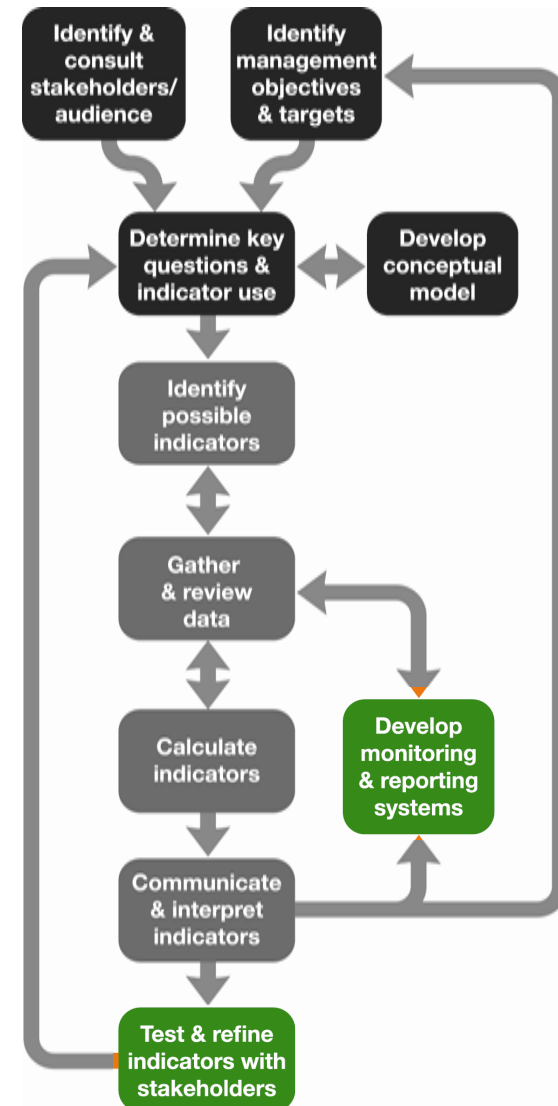
Biodiversity Indicator Development Framework

- Tested and redefined
- Key steps for successful indicator development
- Three themes:

• **Purpose** – actions needed for selecting successful indicators

• **Production** – essential to generate indicators

• **Permanence** – mechanisms for ensuring indicator continuity and sustainability

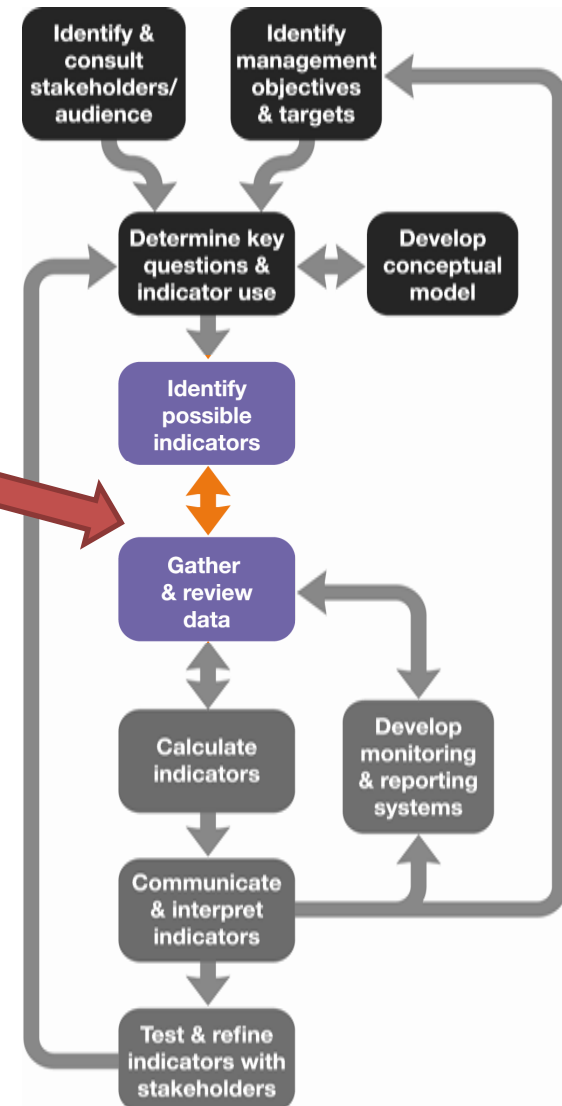




Biodiversity Indicator Development Framework

Many indicator developers start here

- Data driven
- Do not always correspond to national priorities
- No clear links to management objectives & targets

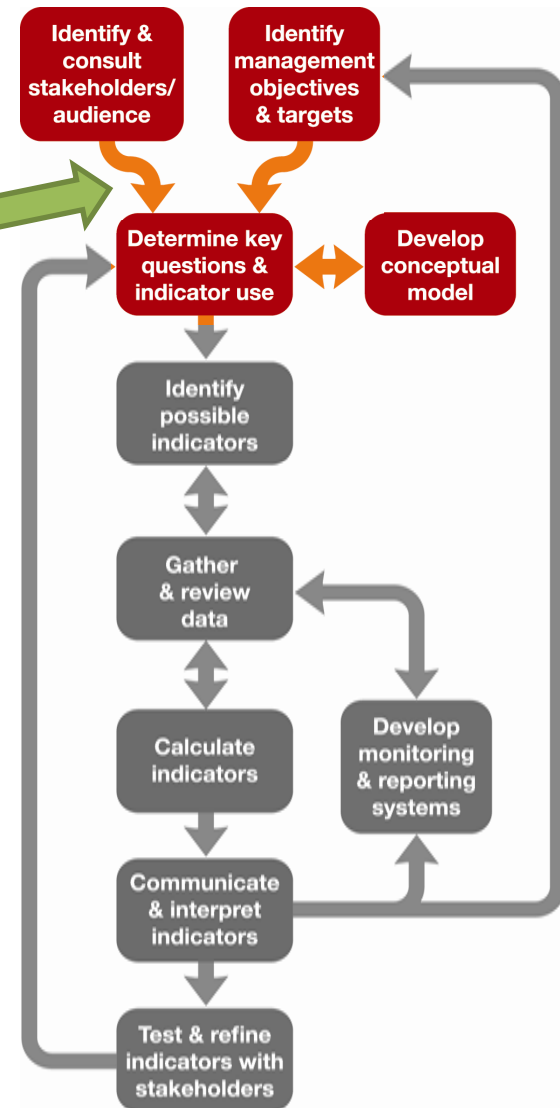




Biodiversity Indicator Development Framework

Encourage indicator developers to start here

- Important to identify management objectives & targets

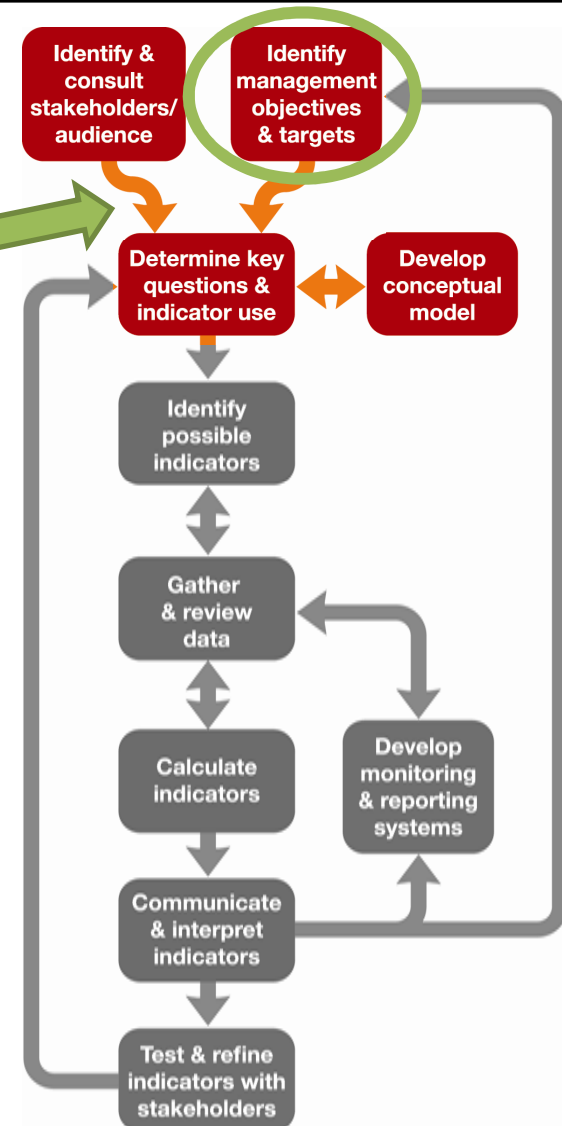




Biodiversity Indicator Development Framework

Encourage indicator developers to start here

- Important to identify management objectives & targets
- Complements NBSAP process of target setting

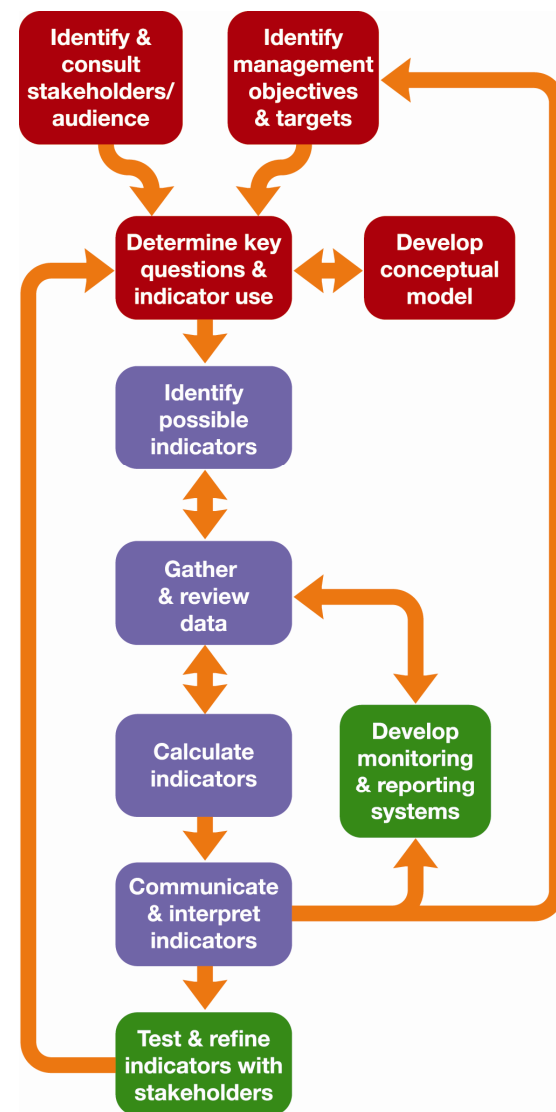




Biodiversity Indicator Development Framework



English, Spanish, French, Arabic, Russian (soon)





Ad Hoc Technical Expert Group (AHTEG) on indicators for the Strategic Plan for Biodiversity 2011-2020

- June 2011, High Wycombe, UK
- Established by CBD COP 10 (Decision X/7)
- Aim - To provide advice and guidance on the development of indicators for the Strategic Plan for Biodiversity 2011-2020
- Adopted 13 recommendations

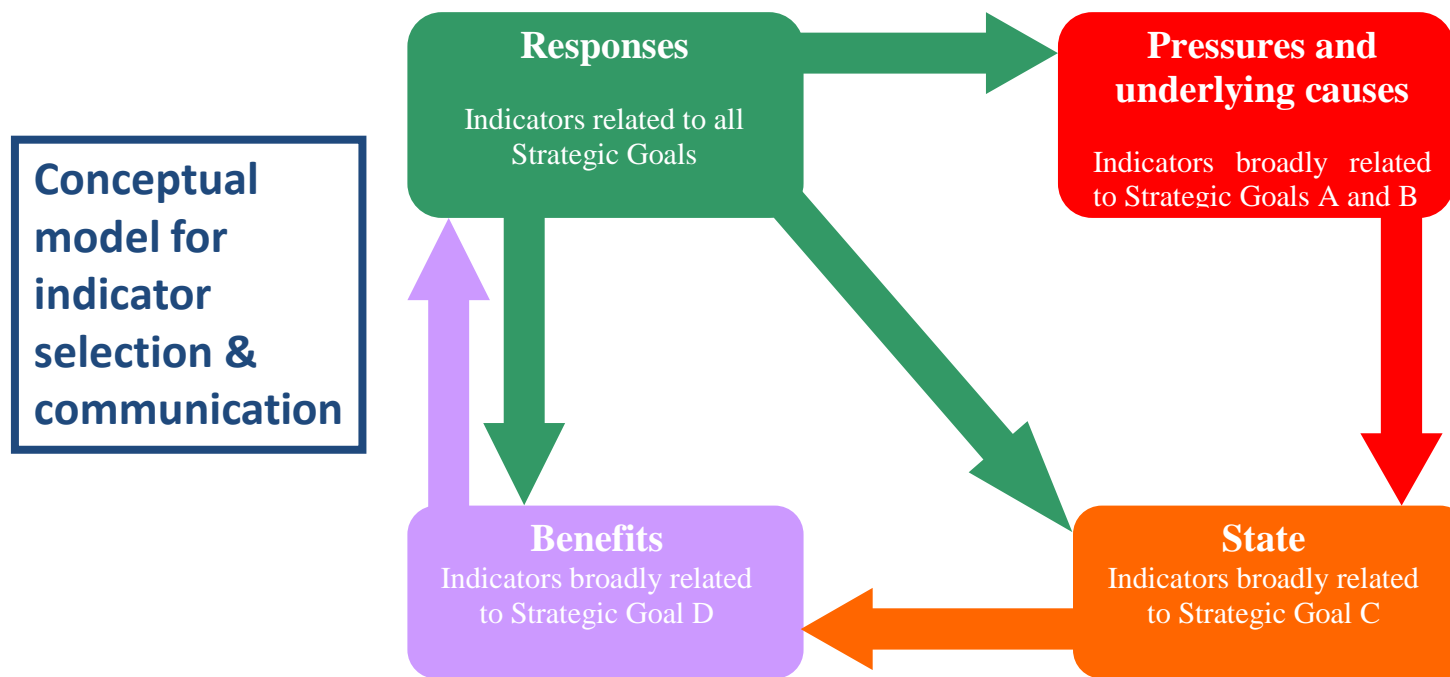




AHTEG results (June 2011)


What do we do about biodiversity loss?

Why are we losing biodiversity?



What are the implications of biodiversity loss?

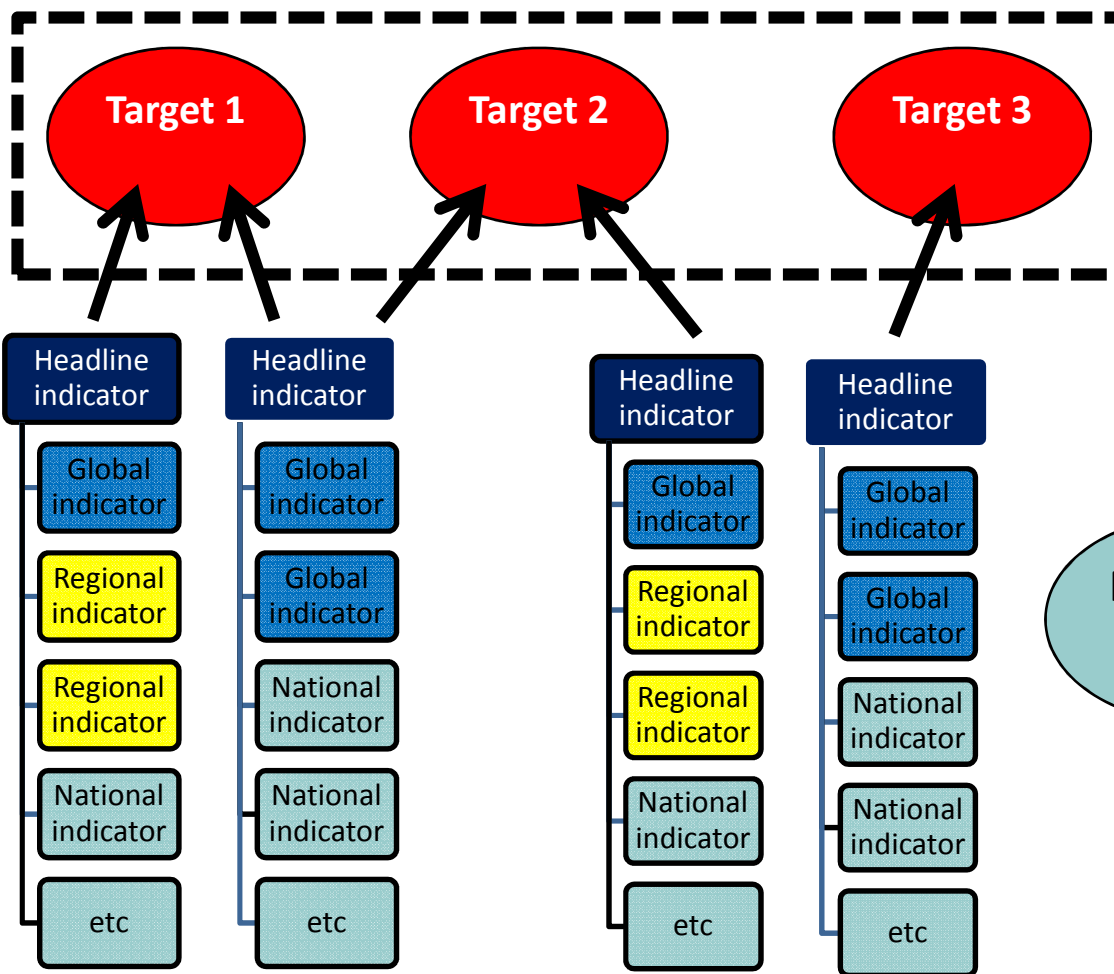
How is the status of biodiversity changing?



AHTEG results (June 2011)

Relationship between targets, headline indicators & indicators

Regional targets





AHTEG results (June 2011)

12 Headline Indicators – each covers several sub-topics

Operational indicators needed under each headline

Three 'grades'

A: **Priority indicators**, ready for use globally/sub-globally (**22** indicators)

B: Priority indicators to be developed (**51** indicators)

C: Additional indicators for consideration at sub-global level

www.cbd.int/doc/?meeting=AHTEG-SP-IND-01



AHTEG results (June 2011)

Recommendations of particular importance to national indicator developers:

Recommendation 2: Parties to the CBD should use the Strategic Goals and the Aichi Biodiversity targets for the Strategic Plan for Biodiversity 2011-2020 and the proposed indicator framework **as a flexible framework to develop indicators to monitor and review the implementation of their updated NBSAPs**, according to national needs and priorities...

Recommendation 3: Countries, particularly those with limited resources are encouraged initially to **establish a few simple indicators for priority issues within their NBSAPs and in line with the Aichi Biodiversity Targets**, to demonstrate the benefits of indicators and build support for their use for other issues...

www.cbd.int/doc/?meeting=AHTEG-SP-IND-01



Further Information and Resources

www.bipindicators.net

www.bipnational.net

Anna.Chenery@unep-wcmc.org





Exercise (Упражнение)

In your groups:

Работая в вашей группе:

1. Pick one of the targets from this morning's exercise

Выберите одну из целевых задач (стратегическая цель Б) которые обсуждались этим утром

2. Come up with ideas for 2-3 indicators which could be used to monitor and assess progress towards this target

Предложите ваши идеи 2 - 3-х показателей, которые могут быть использованы для мониторинга и оценки прогресса в достижении этой целевой задачи

