


State of the Mobile Web, August 2011

September 29, 2011

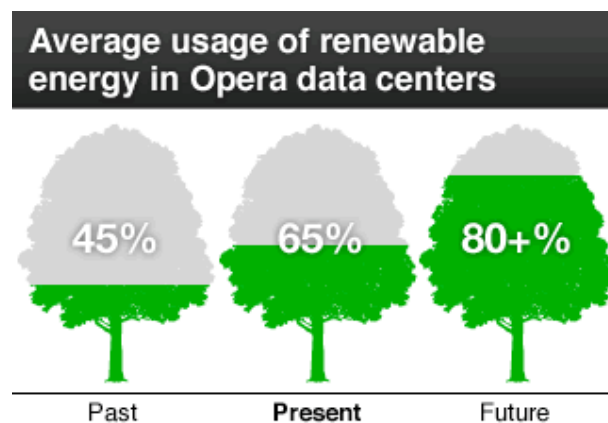
Part 1: Energy efficiency and the mobile Web

In today's rapidly evolving and interconnected world, it is worthwhile to remember that all our activities on the Internet are powered by electricity, and not all sources of electricity are equally modern and environmentally friendly. Over the last several years, the rise of cloud computing has been accompanied by increased concerns about data centers and their energy consumption. Here at Opera, our various data centers process the vast amount of data served to Opera Mini and Opera Turbo users around the world. Making the energy use of those data centers both clean and efficient has required significant work, but we know that conservation is both good business and good for the environment. Indeed, Opera Mini usage has been doubling every 8-10 months, making it even more critical for us to improve the efficiency of our operations so that mobile browsing can be as green as possible.

Below are some estimates of what we have accomplished in the last few years by using more efficient servers and selecting data centers that primarily use renewable energy:

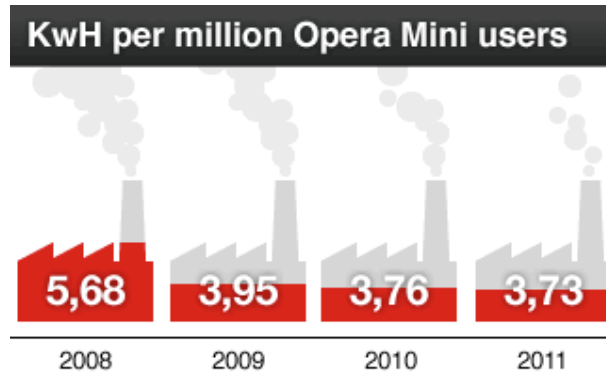


Through our careful selection of data centers, we have been able to maintain a sustained average PUE ([power usage effectiveness](#)) of around 1.5, and our goal is to reduce that even further over time. This is down significantly from our previous PUE estimates of 2.2 in 2009 and 1.9 in 2010.



Our data centers use renewable energy sources as much as possible. For example, we have data centers in Iceland where [100% of the energy is considered renewable](#), and we require our data centers in the United States to be powered by 80% renewable energy (or that they can document that the utility company will increase that percentage to 80% within the next 3-5 years).

Our average usage of renewable energy was 65% in 2011, up from 63% in 2010 and 45% in 2009. In the next two years, we hope to increase that to 80% as we phase out the older and less efficient data centers and move toward greener ones.



By using more efficient servers, we have reduced the energy consumed by each Opera Mini user.

Based on our calculations (total KwH divided by the number of Opera Mini users), we see that the KwH per million Opera Mini users has decreased from 5.7 to 3.7 (between 2008 and August 2011).

We will continue to track and share our energy efficiency and the efforts we are taking to improve it. We can't do it alone, so we hope other IT companies will join us in this critically important endeavor.

Part 2: Growth

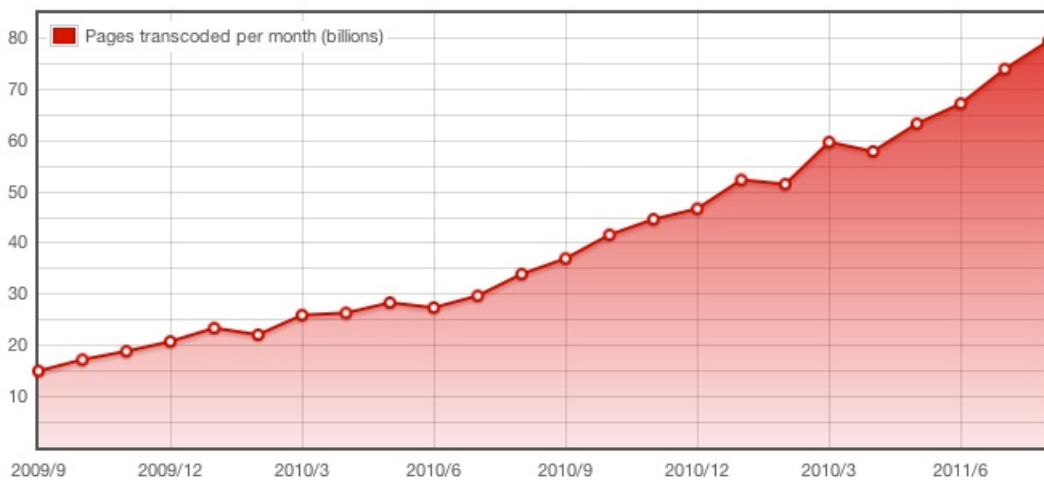
In August 2011, the Opera Mini browser saw increases in unique users, page views and data consumed. In all, 128.0 million people used the Opera Mini browser in August, 79.5 billion pages were served, and 11.4 petabytes of operator data were compressed for Opera Mini users.

Number of users

In August 2011, there were over 128.0 million Opera Mini users, a 5.1% increase from July 2011. Since August 2010, the number of unique users has increased 92.3%.

Pages transcoded

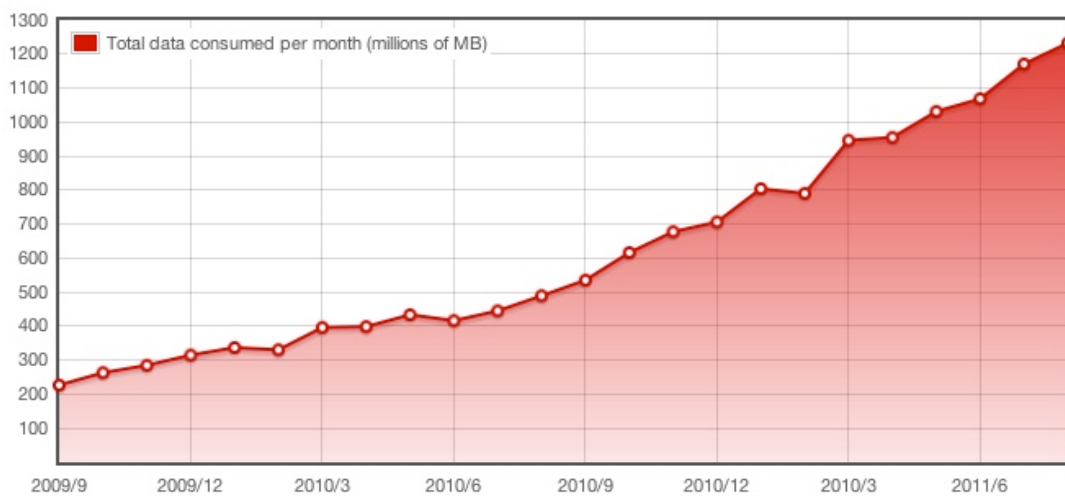
Opera Mini users viewed over 79.5 billion pages in August 2011. Since July, page views have gone up 7.4%. Since August 2010, page views have increased 134.6%.



Pages transcoded per month (billions)

Data consumed

In August 2011, Opera Mini users generated over 1,232 million MB of data for operators worldwide. Since July, the data consumed went up by 5.3%. Data in the Opera Mini browser is compressed up to 90%. If this data were uncompressed, Opera Mini users would have viewed over 11.4 petabytes of data in August. Since August 2010, data traffic is up 151.8%.



Total data consumed per month (millions of megabytes)

Part 3: Country snapshots for August 2011

India passed Indonesia, and South Africa passed Mexico in terms of total Opera Mini users in the month of August. Turkey, the United Kingdom, Kenya and Pakistan all went up in the ranking of top 20 countries. Uzbekistan was a new addition in August, as Egypt fell off the list.

Snapshot: Russia

- Page-view growth since August 2010: 171.6 %
- Unique-user growth since August 2010: 49.4 %
- Data transfer growth since August 2010: 160.0 %
- Page views per user: 1,020
- Data transferred per user (MB): 17
- Data transferred per page view (KB): 17

Top 10 sites in Russia (unique users)

1. vkontakte.ru
2. odnoklassniki.ru
3. yandex.ru
4. google.com
5. mail.ru
6. wikipedia.org
7. spaces.ru
8. tegos.ru
9. youtube.com (10)
10. my.opera.com (9)

Top handsets for August 2011

1. Nokia 2700c
2. Nokia 6300
3. Nokia 5130 XpressMusic
4. Samsung GT-S5230
5. Nokia X2
6. Sony Ericsson W800
7. Nokia 6303i classic
8. Nokia 5230
9. Nokia 6700c
10. Nokia 5800d

Snapshot: India

- Page-view growth since August 2010: 225.3 %
- Unique-user growth since August 2010: 159.1 %
- Data transfer growth since August 2010: 183.7 %
- Page views per user: 508
- Data transferred per user (MB): 8
- Data transferred per page view (KB): 15

Top 10 sites in India (unique users)

1. google.com
2. facebook.com
3. youtube.com
4. wikipedia.org (5)
5. songs.pk (4)
6. filestube.com (8)
7. vuclip.com (6)
8. my.opera.com (7)
9. getjar.com (10)
10. zedge.net (9)

Top handsets for August 2011

1. Nokia 2690
2. Nokia 2700c
3. Nokia 5130 XpressMusic
4. Nokia X2
5. Nokia C1
6. Nokia 2730c
7. Nokia 5233
8. Nokia C2
9. Nokia 3110c
10. Nokia C3

Snapshot: Indonesia

- Page-view growth since August 2010: 5.8 %
- Unique-user growth since August 2010: 33.0 %
- Data transfer growth since August 2010: 20.1 %
- Page views per user: 540
- Data transferred per user (MB): 5
- Data transferred per page view (KB): 10

Top 10 sites in Indonesia (unique users)

1. facebook.com
2. google.com
3. youtube.com
4. detik.com
5. twitter.com
6. yahoo.com
7. waptrick.com (8)
8. 4shared.com (7)
9. wikipedia.org
10. my.opera.com

Top handsets for August 2011

1. Nokia 5130 XpressMusic
2. Nokia C3
3. Nokia 2700c
4. Nokia E63
5. Nokia X2
6. Nokia 2330c
7. Nokia 6300
8. Nokia N70
9. Nokia 2730c
10. Nokia 3120c

Snapshot: Nigeria

- Page-view growth since August 2010: 1207.6 %
- Unique-user growth since August 2010: 1044.8 %
- Data transfer growth since August 2010: 1077.8 %
- Page views per user: 381
- Data transferred per user (MB): 5
- Data transferred per page view (KB): 13

Top 10 sites in Nigeria (unique users)

1. facebook.com
2. google.com
3. yahoo.com
4. goal.com
5. vanguardngr.com
6. bbc.co.uk
7. wikipedia.org
8. 2go.co.za
9. my.opera.com
10. youtube.com

Top handsets for August 2011

1. Nokia 2700c
2. Nokia 5130 XpressMusic
3. Nokia X2
4. Nokia C1
5. Nokia 2690
6. Nokia N72
7. Nokia C3
8. Nokia 3110c
9. Nokia 2330c
10. Nokia 2600c

Snapshot: Ukraine

- Page-view growth since August 2010: 178.5 %
- Unique-user growth since August 2010: 117.7 %
- Data transfer growth since August 2010: 211.9 %
- Page views per user: 985
- Data transferred per user (MB): 22
- Data transferred per page view (KB): 22

Top 10 sites in Ukraine (unique users)

1. vkontakte.ru
2. google.com
3. yandex.ru
4. odnoklassniki.ru
5. spaces.ru
6. wikipedia.org
7. my.opera.com
8. mail.ru
9. youtube.com
10. sasisa.ru

Top handsets for August 2011

1. Nokia 5130 XpressMusic
2. Nokia X2
3. Nokia 6300
4. Samsung GT-S5230
5. Nokia 2700c
6. Nokia 6303i classic
7. Nokia 6233
8. Nokia 5230
9. Nokia N73
10. Nokia 5228

Snapshot: Vietnam

- Page-view growth since August 2010: 243.1 %
- Unique-user growth since August 2010: 147.8 %
- Data transfer growth since August 2010: 168.2 %
- Page views per user: 318
- Data transferred per user (MB): 6
- Data transferred per page view (KB): 20

Top 10 sites in Vietnam (unique users)

1. google.com
2. dantri.com.vn
3. youtube.com
4. 24h.com.vn (5)
5. vnexpress.net (4)
6. zing.vn (7)
7. vietbao.vn (6)
8. my.opera.com
9. wikipedia.org (back on the list)
10. baomoi.com (new)

Top handsets for August 2011

1. Nokia 2700c
2. Nokia 5130 XpressMusic
3. Nokia 2690
4. Nokia 2730c
5. Nokia 6300
6. Nokia X2
7. Nokia C3
8. Nokia 3110c
9. Nokia C1
10. Nokia 7230

Snapshot: South Africa

- Page-view growth since August 2010: 77.0 %
- Unique-user growth since August 2010: 64.9 %
- Data transfer growth since August 2010: 69.7 %
- Page views per user: 469
- Data transferred per user (MB): 5
- Data transferred per page view (KB): 11

Top 10 sites in South Africa (unique users)

1. facebook.com
2. google.com
3. mxit.com
4. wikipedia.org
5. youtube.com
6. dictionary.com (9)
7. zamob.com (6)
8. twitter.com (7)
9. news24.com (10)
10. my.opera.com (8)

Top handsets for August 2011

1. Nokia 5130 XpressMusic
2. Nokia 2700c
3. Nokia 2330c
4. Nokia C3
5. Samsung SGH-E250i
6. Nokia X2
7. Nokia 2690
8. Samsung GT-S5233a
9. Nokia E63
10. Samsung SGH-E250

Snapshot: Mexico

- Page-view growth since August 2010: 2565.3 %
- Unique-user growth since August 2010: 996.7 %
- Data transfer growth since August 2010: 1299.4 %
- Page views per user: 568
- Data transferred per user (MB): 6
- Data transferred per page view (KB): 11

Top 10 sites in Mexico (unique users)

1. facebook.com
2. google.com
3. youtube.com
4. live.com
5. wikipedia.org (8)
6. my.opera.com (5)
7. eluniversal.com.mx (6)
8. yahoo.com (10)
9. ebuddy.com (7)
10. twitter.com (new)

Top handsets for August 2011

1. Nokia C3
2. Nokia 5130 XpressMusic
3. Alcatel OT-800
4. Samsung GT-S5233t
5. Alcatel OT-802a
6. Nokia X3
7. Samsung S3350
8. Nokia 5530c
9. LG KP570
10. Samsung GT-S5560

Snapshot: China

- Page-view growth since August 2010: 8.0 %
- Unique-user growth since August 2010: 6.3 %
- Data transfer growth since August 2010: 72.0 %
- Page views per user: 246
- Data transferred per user (MB): 5
- Data transferred per page view (KB): 20

Top 10 sites in China (unique users)

1. kaiqi.com (2)
2. baidu.com (1)
3. google.com
4. 163.com
5. taobao.com
6. qq.com
7. sina.com.cn
8. baoruan.com (10)
9. 17sy.com (8)
10. soso.com (9)

Top handsets for August 2011

1. Nokia 5130
2. Nokia 2700c
3. Nokia 5000
4. Nokia 2690
5. Nokia 3208c
6. Nokia 220s
7. Nokia 2730c
8. Nokia 7100
9. Nokia X3
10. Alcatel OT-800

Snapshot: Brazil

- Page-view growth since August 2010: 808.2 %
- Unique-user growth since August 2010: 476.4 %
- Data transfer growth since August 2010: 939.8 %
- Page views per user: 292
- Data transferred per user (MB): 7
- Data transferred per page view (KB): 25

Top 10 sites in the Brazil (unique users)

1. google.com
2. orkut.com
3. facebook.com
4. youtube.com
5. live.com
6. twitter.com
7. globo.com
8. 4shared.com
9. wikipedia.org (back on the list)
10. msn.com (9)

Top handsets for August 2011

1. Nokia C3
2. Nokia 220s
3. Nokia X2
4. Sony Ericsson W800
5. Nokia 7020
6. Nokia 5130 XpressMusic
7. Nokia 2690
8. Motorola EX108
9. Samsung GT-S3650
10. Samsung GT-S3350

Snapshot: United States

- Page-view growth since August 2010: 82.3 %
- Unique-user growth since August 2010: -3.3 %
- Data transfer growth since August 2010: 74.3 %
- Page views per user: 591
- Data transferred per user (MB): 13
- Data transferred per page view (KB): 23

Top 10 sites in United States (unique users)

1. google.com
2. facebook.com
3. youtube.com
4. wikipedia.org
5. yahoo.com
6. my.opera.com
7. amazon.com
8. accuweather.com
9. twitter.com
10. espn.go.com

Top handsets for August 2011

1. LG VM510
2. LG VM265
3. BlackBerry 8520 "Curve"
4. Apple iPhone
5. BlackBerry 9700 "Bold"
6. BlackBerry 8530 "Curve"
7. BlackBerry 9300 "Curve"
8. Nokia 5130 XpressMusic
9. Alcatel OT-802a
10. Alcatel OT-800

Snapshot: Kazakhstan

- Page-view growth since August 2010: 266.7 %
- Unique-user growth since August 2010: 177.6 %
- Data transfer growth since August 2010: 329.4 %
- Page views per user: 452
- Data transferred per user (MB): 7
- Data transferred per page view (KB): 15

Top 10 sites in Kazakhstan (unique users)

1. mail.ru
2. google.com
3. vkontakte.ru
4. pux.su
5. yandex.ru
6. my.opera.com (7)
7. odnoklassniki.ru (6)
8. youtube.com (9)
9. tegos.ru (8)
10. wikipedia.org

Top handsets for August 2011

1. Nokia 2700c
2. Nokia 5130 XpressMusic
3. Nokia X2
4. Nokia 6300
5. Nokia 6303i classic
6. Nokia 6700c
7. Nokia 6303c
8. Nokia 5310 XpressMusic
9. Nokia 2690
10. Nokia C3

Snapshot: Turkey

- Page-view growth since August 2010: 568.8 %
- Unique-user growth since August 2010: 245.5 %
- Data transfer growth since August 2010: 371.3 %
- Page views per user: 795
- Data transferred per user (MB): 10
- Data transferred per page view (KB): 14

Top 10 sites in Turkey (unique users)

1. google.com
2. facebook.com
3. youtube.com
4. milliyet.com.tr
5. izlesene.com
6. bing.com
7. twitter.com (10)
8. dailymotion.com (9)
9. wikipedia.org (back on the list)
10. my.opera.com (7)

Top handsets for August 2011

1. Nokia C3
2. Nokia 5130 XpressMusic
3. Nokia 2700c
4. Nokia 2730c
5. Nokia X2
6. Nokia 6300
7. Nokia 2330c
8. Nokia C1
9. Nokia 6303i classic
10. Nokia 2690

Snapshot: Belarus

- Page-view growth since August 2010: 405.2 %
- Unique-user growth since August 2010: 171.4 %
- Data transfer growth since August 2010: 533.1 %
- Page views per user: 1,186
- Data transferred per user (MB): 29
- Data transferred per page view (KB): 25

Top 10 sites in Belarus (unique users)

1. vkontakte.ru
2. yandex.ru
3. odnoklassniki.ru
4. google.com
5. tut.by
6. mail.ru
7. wikipedia.org
8. spaces.ru
9. my.opera.com
10. zaycev.net

Top handsets for August 2011

1. Sony Ericsson W800
2. Nokia 5130 XpressMusic
3. Nokia 6300
4. Samsung GT-S5230
5. Nokia 2700c
6. Nokia 5230
7. LG GS290
8. Sony Ericsson K750i
9. Samsung GT-S3650
10. Nokia 6303i classic

Snapshot: Bangladesh

- Page-view growth since August 2010: 175.8 %
- Unique-user growth since August 2010: 168.7 %
- Data transfer growth since August 2010: 200.0 %
- Page views per user: 591
- Data transferred per user (MB): 7
- Data transferred per page view (KB): 12

Top 10 sites in Bangladesh (unique users)

1. facebook.com
2. google.com
3. youtube.com
4. waptrick.com
5. getjar.com
6. espncricinfo.com (8)
7. wikipedia.org
8. yahoo.com (6)
9. my.opera.com
10. filestube.com (back on the list)

Top handsets for August 2011

1. Nokia 2700c
2. Nokia 5130 XpressMusic
3. Nokia 2690
4. Nokia X2
5. Nokia 3110c
6. Nokia 6300
7. Nokia N70
8. Nokia C1
9. Nokia 2730c
10. Nokia N73

Snapshot: United Kingdom

- Page-view growth since August 2010: 90.6 %
- Unique-user growth since August 2010: 38.4 %
- Data transfer growth since August 2010: 92.8 %
- Page views per user: 468
- Data transferred per user (MB): 10
- Data transferred per page view (KB): 22

Top 10 sites in United Kingdom (unique users)

1. google.com
2. facebook.com
3. bbc.co.uk
4. youtube.com
5. wikipedia.org
6. live.com
7. my.opera.com
8. twitter.com (9)
9. yahoo.com (8)
10. bing.com

Top handsets for August 2011

1. Nokia C3
2. BlackBerry 8520 "Curve"
3. Nokia 2330c
4. Alcatel OT-800
5. BlackBerry 9700 "Bold"
6. BlackBerry 9300 "Curve"
7. BlackBerry 9800 "Torch"
8. Nokia X2
9. Nokia 6700c
10. Nokia 2730c

Snapshot: Kenya

- Page-view growth since August 2010: 15.2 %
- Unique-user growth since August 2010: 52.9 %
- Data transfer growth since August 2010: 46.7 %
- Page views per user: 599
- Data transferred per user (MB): 7
- Data transferred per page view (KB): 13

Top 10 sites in the Kenya (unique users)

1. facebook.com
2. google.com
3. wikipedia.org
4. youtube.com
5. yahoo.com
6. nation.co.ke
7. waptrick.com
8. twitter.com
9. goal.com (10)
10. dictionary.com (9)

Top handsets for August 2011

1. Nokia 2330c
2. Nokia 5130 XpressMusic
3. Nokia 2700c
4. Nokia 1680c
5. Nokia 2690
6. Nokia 2730c
7. Nokia X2
8. Nokia C3
9. Alcatel OT-606
10. Nokia 2680s

Snapshot: Pakistan

- Page-view growth since August 2010: 663.2 %
- Unique-user growth since August 2010: 326.7 %
- Data transfer growth since August 2010: 666.7 %
- Page views per user: 438
- Data transferred per user (MB): 7
- Data transferred per page view (KB): 17

Top 10 sites in Pakistan (unique users)

1. google.com
2. facebook.com
3. youtube.com
4. wikipedia.org
5. yahoo.com
6. filestube.com
7. my.opera.com
8. bbc.co.uk (new)
9. zedge.net (8)
10. waptrick.com (9)

Top handsets for August 2011

1. Nokia 5130 XpressMusic
2. Nokia 2700c
3. Nokia 2690
4. Nokia C3
5. Nokia C1
6. Nokia X2
7. Nokia 2330c
8. Nokia 6300
9. Nokia 6303i classic
10. Nokia 2730c

Snapshot: Philippines

- Page-view growth since August 2010: 39.9 %
- Unique-user growth since August 2010: 90.2 %
- Data transfer growth since August 2010: 40.4 %
- Page views per user: 432
- Data transferred per user (MB): 6
- Data transferred per page view (KB): 15

Top 10 sites in Philippines (unique users)

1. facebook.com
2. google.com
3. youtube.com
4. yahoo.com
5. wikipedia.org
6. twitter.com
7. symbianize.com
8. zedge.net
9. 4shared.com (10)
10. my.opera.com (back on the list)

Top handsets for August 2011

1. Nokia C3
2. Nokia 5130 XpressMusic
3. Nokia N70
4. Nokia 2700c
5. Nokia 2330c
6. Nokia 2730c
7. Nokia 2690
8. Nokia N73
9. Nokia 6630
10. Nokia X2

Snapshot: Uzbekistan

- Page-view growth since August 2010: 816.9 %
- Unique-user growth since August 2010: 295.8 %
- Data transfer growth since August 2010: 714.7 %
- Page views per user: 1,499
- Data transferred per user (MB): 14
- Data transferred per page view (KB): 10

Top 10 sites in the Uzbekistan (unique users)

1. odnoklassniki.ru
2. google.com
3. mail.ru
4. sefan.ru
5. sever.ru
6. yandex.ru
7. my.opera.com
8. youtube.com
9. vkontakte.ru
10. playfon.com

Top handsets for August 2011

1. Nokia 6300
2. Nokia 2700c
3. Nokia 6303i classic
4. Nokia 6700c
5. Nokia 6233
6. Nokia 5130 XpressMusic
7. Nokia 6303c
8. Nokia X2
9. Nokia 3110c
10. Nokia 5310 XpressMusic

Part 4: Spotlight on the Middle East

Highlights

- The top 10 countries using the Opera Mini browser in this region are Egypt, Sudan, Saudi Arabia, Iran, Jordan, Iraq, Morocco, Qatar, Syria and Kuwait.
- Some numbers: From August 2010 to August 2011, page views in the top 10 countries of the Middle East increased by 920%, unique users increased by 184% and data transferred increased by 692%.
- Growth rates in the Middle East: Morocco and Kuwait lead the top 10 countries of the region in terms of page-view growth (1145.3 % and 919.7 %, respectively). Egypt and Morocco lead the top 10 countries of the region in growth of unique users (1580.6 % and 596.0 %, respectively). Morocco and Kuwait lead the top 10 countries of the region in growth of data transferred (1001.4 % and 691.6 %, respectively). Jordan leads the top 10 countries of the region in page views per user, with each user browsing 785 pages on average each month.
- Among the countries of the Middle East, the most popular sites include Google, Facebook and YouTube. Yahoo!, the BBC, and Wikipedia are also popular in several of the countries.
- We looked at the top 10 handsets used in each of the top 10 countries of the Middle East. Out of the 100 total handsets listed, 92 were Nokia, 3 were Samsung, 2 were Sony Ericsson, 2 were BlackBerry and 1 was Apple. In 6 of the top 10 countries, all of the top 10 handsets were Nokia.

Snapshot: Egypt

- Page-view growth since August 2010: 112.1 %
- Unique-user growth since August 2010: 1580.6 %
- Data transfer growth since August 2010: 91.0 %
- Page views per user: 401
- Data transferred per user (MB): 7
- Data transferred per page view (KB): 17

Top 10 sites in Egypt (unique users)

1. google.com
2. facebook.com
3. youtube.com
4. yahoo.com
5. bbc.co.uk
6. youm7.com
7. my.opera.com
8. as7apcool.com
9. wikipedia.org
10. 100fm6.com

Top handsets for August 2011

1. Nokia 5130 XpressMusic
2. Nokia 2700c
3. Nokia 2690
4. Nokia C3
5. Nokia 2730c
6. Nokia N70
7. Nokia 2330c
8. Nokia N73
9. Nokia 6120c
10. Nokia X3

Snapshot: Sudan

- Page-view growth since August 2010: 327.4 %
- Unique-user growth since August 2010: 249.4 %
- Data transfer growth since August 2010: 235.1 %
- Page views per user: 684
- Data transferred per user (MB): 8
- Data transferred per page view (KB): 12

Top 10 sites in Sudan (unique users)

1. google.com
2. facebook.com
3. youtube.com
4. tubidy.mobi
5. bbc.co.uk
6. my.opera.com
7. getjar.com
8. wapday.com
9. nimbuzz.com
10. wikipedia.org

Top handsets for August 2011

1. Nokia 2700c
2. Nokia 5130 XpressMusic
3. Nokia N70
4. Nokia 6300
5. Nokia 6120c
6. Nokia 2330c
7. Nokia 2690
8. Nokia N73
9. Nokia 6630
10. Nokia C3

Snapshot: Saudi Arabia

- Page-view growth since August 2010: 267.6 %
- Unique-user growth since August 2010: 265.5 %
- Data transfer growth since August 2010: 351.6 %
- Page views per user: 321
- Data transferred per user (MB): 10
- Data transferred per page view (KB): 31

Top 10 sites in Saudi Arabia (unique users)

1. google.com
2. facebook.com
3. youtube.com
4. my.opera.com
5. bbc.co.uk
6. wikipedia.org
7. yahoo.com
8. filestube.com
9. bdr130.net
10. twitter.com

Top handsets for August 2011

1. Nokia 5130 XpressMusic
2. Nokia C3
3. Nokia 2700c
4. Nokia 2690
5. Nokia 2330c
6. Nokia X2
7. BlackBerry 8520 "Curve"
8. Nokia C1
9. Nokia X3
10. BlackBerry 9300 "Curve"

Snapshot: Iran

- Page-view growth since August 2010: 67.0 %
- Unique-user growth since August 2010: 45.6 %
- Data transfer growth since August 2010: 18.8 %
- Page views per user: 312
- Data transferred per user (MB): 7
- Data transferred per page view (KB): 23

Top 10 sites in Iran (unique users)

1. google.com
2. facebook.com
3. youtube.com
4. my.opera.com
5. bbc.co.uk
6. yahoo.com
7. filestube.com
8. 4shared.com
9. wikipedia.org
10. balatarin.com

Top handsets for August 2011

1. Nokia 5800d
2. Nokia 5130 XpressMusic
3. Nokia N73
4. Sony Ericsson K800i
5. Samsung GT-S3653
6. Nokia 2700c
7. Samsung GT-S5233a
8. Nokia 6120c
9. Nokia N8
10. Sony Ericsson K750i

Snapshot: Jordan

- Page-view growth since August 2010: 697.7 %
- Unique-user growth since August 2010: 328.6 %
- Data transfer growth since August 2010: 555.5 %
- Page views per user: 785
- Data transferred per user (MB): 9
- Data transferred per page view (KB): 12

Top 10 sites in Jordan (unique users)

1. google.com
2. facebook.com
3. youtube.com
4. yahoo.com
5. forum.al-wlid.com
6. wikipedia.org
7. as7apcool.com
8. 4shared.com
9. my.opera.com
10. maktoob.com

Top handsets for August 2011

1. Nokia 5130 XpressMusic
2. Nokia 2700c
3. Nokia C3
4. Nokia 2330c
5. Nokia X2
6. Nokia X3
7. Nokia 2690
8. Nokia 6300
9. Nokia C1
10. Nokia 6120c

Snapshot: Iraq

- Page-view growth since August 2010: 127.6 %
- Unique-user growth since August 2010: 141.4 %
- Data transfer growth since August 2010: 116.0 %
- Page views per user: 206
- Data transferred per user (MB): 4
- Data transferred per page view (KB): 22

Top 10 sites in Iraq (unique users)

1. google.com
2. facebook.com
3. youtube.com
4. wikipedia.org
5. bing.com
6. yahoo.com
7. my.opera.com
8. 4shared.com
9. bbc.co.uk
10. dictionary.com

Top handsets for August 2011

1. Nokia 5130 XpressMusic
2. Nokia 2700c
3. Nokia X2
4. Nokia 2690
5. Nokia 6300
6. Nokia 6303i classic
7. Nokia C3
8. Nokia 6120c
9. Nokia X3
10. Nokia N73

Snapshot: Morocco

- Page-view growth since August 2010: 1145.3 %
- Unique-user growth since August 2010: 596.0 %
- Data transfer growth since August 2010: 1001.4 %
- Page views per user: 473
- Data transferred per user (MB): 9
- Data transferred per page view (KB): 20

Top 10 sites in Morocco (unique users)

1. google.com
2. facebook.com
3. youtube.com
4. kooora.com
5. my.opera.com
6. hespress.com
7. live.com
8. ebuddy.com
9. wikipedia.org
10. startimes.com

Top handsets for August 2011

1. Nokia C3
2. Nokia 5130 XpressMusic
3. Nokia 6303i classic
4. Nokia X2
5. Nokia 2700c
6. Nokia 2730c
7. Nokia 2710c
8. Nokia N73
9. Nokia N70
10. Samsung GT-S5233w

Snapshot: Qatar

- Page-view growth since August 2010: 136.0 %
- Unique-user growth since August 2010: 83.8 %
- Data transfer growth since August 2010: 147.4 %
- Page views per user: 389
- Data transferred per user (MB): 7
- Data transferred per page view (KB): 17

Top 10 sites in Qatar (unique users)

1. google.com
2. facebook.com
3. youtube.com
4. yahoo.com
5. wikipedia.org
6. my.opera.com
7. filestube.com
8. ekantipur.com
9. dictionary.com
10. twitter.com

Top handsets for August 2011

1. Nokia 5130 XpressMusic
2. Nokia 2700c
3. Nokia C3
4. Nokia 2690
5. Nokia 2330c
6. Nokia X2
7. Nokia C1
8. Nokia X3
9. Nokia 2730c
10. Nokia 6120c

Snapshot: Syria

- Page-view growth since August 2010: -13.4 %
- Unique-user growth since August 2010: 233.7 %
- Data transfer growth since August 2010: -67.3 %
- Page views per user: 553
- Data transferred per user (MB): 3
- Data transferred per page view (KB): 6

Top 10 sites in Syria (unique users)

1. facebook.com
2. google.com
3. youtube.com
4. syrianeducation.org.sy
5. live.com
6. aljazeera.net
7. yahoo.com
8. getjar.com
9. my.opera.com
10. syria-news.com

Top handsets for August 2011

1. Nokia 5130 XpressMusic
2. Nokia 6500s
3. Nokia 6300
4. Nokia 2700c
5. Nokia 5800d
6. Nokia C7
7. Nokia 5610d
8. Nokia X3
9. Nokia 5310 XpressMusic
10. Nokia E5

Snapshot: Kuwait

- Page-view growth since August 2010: 919.7 %
- Unique-user growth since August 2010: 184.2 %
- Data transfer growth since August 2010: 691.6 %
- Page views per user: 477
- Data transferred per user (MB): 11
- Data transferred per page view (KB): 25

Top 10 sites in Kuwait (unique users)

1. google.com
2. facebook.com
3. youtube.com
4. my.opera.com
5. bbc.co.uk
6. yahoo.com
7. wikipedia.org
8. filestube.com
9. twitter.com
10. live.com

Top handsets for August 2011

1. Nokia 5130 XpressMusic
2. Nokia C3
3. Nokia 2700c
4. Apple iPhone
5. Nokia 2330c
6. Nokia 2690
7. Nokia E71
8. Nokia X2
9. Nokia E72
10. Nokia E66