

Drugs Survey

Conducted for Hungry Beast
February 2010

Contact: Andy Nehl
Hungry Beast
Zapruder's Other Films
16-18 Meagher Street
Chippendale NSW 2008

Prepared by: Aimee Whiting
Research Consultant
McNair Ingenuity Research
Level 4, 270 Pacific Hwy
Crows Nest NSW 2065

Method & Rationale

Overall, 1008 adults in Australia were surveyed via an online survey between 25th February and 1st March 2010.

According to Dr Jon Krosnick of Stamford University, a leading analyst of comparative research design, in a paper published in December 2008 (National Surveys Via RDD Telephone Interviewing vs. the Internet: Comparing Sample Representativeness and Response Quality), online respondent can be more accurate and more honest than when responding to many other survey methods.

A sample size of 1000 means a margin of error of +/-1.4 – +/-3.10 at the 95% confidence level. When looking at sub-samples, the margin of error is larger. Tabled below is a guide to confidence levels for various sample sizes.

Margin of Error at 95% Confidence Level

Sample size	Confidence level
100	+/-4.4 - +/-9.77
200	+/-3.1 - +/-6.93
300	+/-2.5 – +/-5.66
400	+/-2.2 – +/-4.90
500	+/-1.9 – +/-4.38
600	+/-1.8 – +/-4.00
700	+/-1.6 – +/-3.7
1000	+/-1.4 – +/-3.10

The questionnaire consisted of closed-ended questions about using illegal drugs and people's attitudes to illegal drugs in Australian society. A copy of the questionnaire is provided at Appendix 1.

All respondents were members of the SurveyVillage Panel, operated by Yellow Squares for the purpose of market and social research only. Randomly selected panel members were invited to complete the survey via an email which contained a link to the survey. Each panel member was given a small incentive for completing the survey and reminder emails were used to increase response rates.

SurveyVillage is a research panel with over 60,000 members, who currently respond to surveys conducted online, by telephone, by mail and are also often recruited for focus groups.

Because panel members complete a profile when they join the panel this source can be sampled in the same way as with a telephone survey, i.e. by City and State. Quotas were used to ensure the correct balance of men and women in each state and territory, as well as a representative distribution by age group.

Recruitment to SurveyVillage is done via a combination of sources and 80% of this is done online. Various methods of online recruitment are used such as;

1. Affiliate promotions with a diverse range of over 300 website's

2. Referral programmes with bonus incentives for the referring panellist (refer a friend)
3. Online paid content (similar to infomercials)
4. Advertising on social networking sites such as Facebook and Twitter.

Methods of recruitment not done online includes:

5. Recruiting at the Back-end of CATI surveys
6. Magazine/journal advertising
7. Bounty bag promotion (New mothers/National)
8. Shop-a-docket (National)
9. Yellow envelope (National promo mailer)
10. Community notices (National)

The survey results have been weighted to the most recent ABS (Australian Bureau of Statistics) population statistics by location, gender and age group.

McNair Ingenuity Research is accredited under AS ISO 20252, the new standard for market research in Australia. McNair Ingenuity Research's quality processes are independently audited to ensure the highest standard of research quality.

Results referenced to this survey can be phrased as follows:

Australia wide survey of 1008 adults conducted by McNair Ingenuity Research, AS ISO 20252 accredited research agency, via an online survey among surveyvillage panel members.

Also appended to this report are the following a comparison of this survey to the National Drug Strategy Household Survey commissioned by the Australian Government Department of Health and Ageing (last conducted in 2007).

How To Read Cross Tabulations

Example table, and how to interpret it

This is the total number of people who were asked the question – often it's the same number of people in the survey

This is the population projection of what the sample represents. In this case, the sample of 500 represents a population of 16 million

This is the base – the number of people in the 40-54 age group who were asked the question

	TOTAL	Gender		Age		
		Men	Women	18 - 39	40-54	60+
Respondents	500	260	240	150	200	150
Potential (000)	16000	8000	8000	6500	4500	5000
Q1 Did you murder your wife?						
Yes	3200 20%	3040 38%	0 0%	845 13%	900 20%	1350 27%
No	12800 80%	4960 62%	8000 100%	5200 80%	3600 80%	3650 73%

These are vertical percents, the most common statistic used. In this case it is the percent of men that said Yes

This is the population projection of what 38% of males represents in the population (3,040,000 or 3.0 million people)

Results

Q1. To the best of your knowledge, have any of your friends ever tried or used illegal drugs?

%	TOTAL n=1008	GENDER		AGE				LIFESTAGE		
		Male n=503	Fem n=505	18-29 n=254	30-39 n=259	40-54 n=270	55+ n=225	No children n=499	Children at home n=354	Children left home n=149
		Yes	63	66	59	74	75	69	43	68
No	37	33	40	26	24	30	57	31	30	61
Refused	<1	0	1	1	1	2	0	1	0	0

%	TOTAL n=1008	LOCATION		STATE				
		Metro n=725	Non-metro n=283	NSW/ACT n=327	VIC/Tas n=334	SA/NT n=96	WA n=101	QLD n=150
		Yes	63	59	69	61	58	59
No	37	40	31	38	42	41	29	29
Refused	<1	1	1	1	0	0	3	0

%	TOTAL n=1008	CITY					EDUCATION		
		Sydney n=250	Melbourne n=256	Brisbane n=69	Adelaide n=71	Perth n=79	Primary/ High School n=310	TAFE n=353	Uni Degree or higher n=338
		Yes	63	55	57	70	55	66	61
No	37	44	43	30	45	32	37	31	41
Refused	<1	1	0	0	0	2	1	0	0

- Overall, 63% of respondents (which equates to approx 10.3 million Australian adults) said 'Yes', they did have friends that had tried or used illegal drugs.
 - Males (66% 'Yes') were more likely than females (59% 'Yes') to have friends who have tried or used illegal drugs.
 - The 55+ age group were least likely to have friends who have tried or used illegal drugs (43% 'Yes').
 - Respondents from QLD (71% 'Yes') were more likely to say they had friends who had tried or used illegal drugs, compared with the other States.
 - Respondents from non-metro areas were more likely to have friends who have tried or used illegal drugs (69% 'Yes'), compared with metro areas (59%).
- Overall, 37% of respondents (which equates to approx 6 million Australian adults) said to the best of their knowledge, none of their friends had ever tried or used illegal drugs.
- 1% of respondents refused to answer this question.

Q2. Have you personally ever tried or used illegal drugs?

%	TOTAL	GENDER		AGE				LIFESTAGE		
		Male	Fem	18-29	30-39	40-54	55+	No children	Children at home	Children left home
		n=1008	n=503	n=505	n=254	n=259	n=270	n=225	n=499	n=354
Yes	42	47	37	46	54	53	21	44	53	19
No	57	52	62	52	44	46	78	55	45	81
Refused	1	1	1	2	2	1	1	1	2	1

%	TOTAL	LOCATION		STATE				
		Metro	Non-metro	NSW/ACT	VIC/Tas	SA/NT	WA	QLD
		n=725	n=283	n=327	n=334	n=96	n=101	n=150
Yes	42	38	48	38	38	42	44	52
No	57	61	51	60	62	57	53	48
Refused	1	1	1	1	0	1	3	1

%	TOTAL	CITY					EDUCATION		
		Sydney	Melbourne	Brisbane	Adelaide	Perth	Primary/High School	TAFE	Uni Degree or higher
		n=250	n=256	n=69	n=71	n=79	n=310	n=353	n=338
Yes	42	34	37	46	33	44	44	37	
No	57	65	62	52	65	54	54	62	
Refused	1	1	0	2	2	2	1	1	

- Overall, 42% of respondents (which equates to approx 6.9 million Australian adults) said 'Yes', they have personally tried or used illegal drugs.
 - Males (47% 'Yes') were more likely than females (37% 'Yes') to have tried or used illegal drugs.
 - The 55+ age group were least likely to have tried or used illegal drugs (21% 'Yes').
 - Respondents from QLD (52% 'Yes') were more likely to have tried or used illegal drugs, compared with the other States.
 - Respondents from non-metro areas were more likely to have tried or used illegal drugs (48% 'Yes'), compared with metro areas (38% 'Yes').
- Overall, 57% of respondents (which equates to approx 9.4 million Australian adults) said they had never tried or used illegal drugs.
- 1% of respondents refused to answer this question.

Q3. Have you ever taken or used a prescription drug that was not prescribed for you?

%	TOTAL	GENDER		AGE				LIFESTAGE		
		Male	Fem	18-29	30-39	40-54	55+	No children	Children at home	Children left home
		n=1008	n=503	n=505	n=254	n=259	n=270	n=225	n=499	n=354
Yes	22	23	22	27	31	24	13	24	24	16
No	78	77	78	73	68	76	87	76	76	84

%	TOTAL	LOCATION		STATE				
		Metro	Non-metro	NSW/ACT	VIC/Tas	SA/NT	WA	QLD
		n=725	n=283	n=327	n=334	n=96	n=101	n=150
Yes	22	24	20	22	20	29	28	20
No	78	76	80	78	80	71	71	80

%	TOTAL	CITY					EDUCATION		
		Sydney	Melbourne	Brisbane	Adelaide	Perth	Primary/High School	TAFE	Uni Degree or higher
		n=250	n=256	n=69	n=71	n=79	n=310	n=353	n=338
Yes	22	22	19	26	29	32	20	24	23
No	78	78	81	74	71	67	80	76	77

- Overall, 22% of respondents (which equates to approx 3.7 million Australian adults) said 'Yes', they have taken or used a prescription drug that was not prescribed for them.
 - Compared with other age groups, those in the 30-39 age group were more likely to have taken or used a prescription drug that was not prescribed for them (31% 'Yes')
 - Of the 5 largest capital cities, respondents from Perth were most likely to have taken or used a prescription drug that was not prescribed for them (32% 'Yes')
- Overall, 78% of respondents (which equates to approx 12.8 million Australian adults) said they had never taken or used a prescription drug that was not prescribed to them.
- Less than 1% of respondents refused to answer this question.

Q5. In the last 5 years, have you used...

Q6. In the last year, have you used...

% of all respondents (n=1008)	Used in the <u>last 5 years</u>	Used in the <u>last year</u>
NET any illegal drug	21	12
Marijuana	19	10
Ecstasy (MDMA)	7	3
Speed (Meth-Amphetamine)	7	3
Cocaine	4	2
LSD (Acid)	2	1
Mephedrone (Meow, 'Plant Food')	<1	<1
Any other illegal drug	2	1

- Overall, 21% of respondents (which equates to approx 3.5 million Australian adults) said they had used an illegal drug in the last 5 years and 12% had used an illegal drug in the last year (approx 2 million Australian adults).
- The most common illegal drug used was marijuana, with 19% of respondents admitting to using marijuana in the last 5 years and 10% using it in the last year.

Q5. In the last 5 years, have you used...

% of all respondents (n=1008)	TOTAL n=1008	GENDER		AGE				LOCATION	
		Male	Fem	18-29	30-39	40-54	55+	Metro	Non-metro
		n=503	n=505	n=254	n=259	n=270	n=225	n=725	n=283
NET any illegal drug	21	26	16	33	35	22	4	20	22
Marijuana	19	24	14	29	30	21	4	18	21
Ecstasy (MDMA)	7	9	5	17	15	3	0	7	7
Speed (Meth-Amphetamine)	7	9	5	14	16	4	0	7	8

% of all respondents (n=1008)	STATE					CITY				
	NSW/ACT	VIC/Tas	SA/NT	WA	QLD	Syd	Melb	Bris	Adel	Perth
	n=327	n=334	n=96	n=101	n=150	n=250	n=256	n=69	n=71	n=79
NET any illegal drug	20	18	29	20	25	19	19	23	22	21
Marijuana	18	16	25	18	23	16	17	19	19	18
Ecstasy (MDMA)	9	7	6	5	8	9	8	5	3	6
Speed (Meth-Amphetamine)	7	6	10	8	8	8	7	5	4	9

Q6. In the last year, have you used...

% of all respondents (n=1008)	TOTAL	GENDER		AGE				LOCATION		LIFE STAGE
		Male	Fem	18-29	30-39	40-54	55+	Metro	Non-metro	Children at home
	n=1008	n=503	n=505	n=254	n=259	n=270	n=225	n=725	n=283	n=354
NET any illegal drug	12	16	8	19	21	13	2	11	13	10
Marijuana	10	13	7	14	17	12	2	9	11	9
Ecstasy (MDMA)	3	5	2	7	9	2	0	3	3	2
Speed (Meth-Amphetamine)	3	4	2	5	7	1	0	3	3	1
Cocaine	2	2	2	4	5	1	0	2	2	2

% of all respondents (n=1008)	STATE					CITY				
	NSW/ACT	VIC/Tas	SA/NT	WA	QLD	Syd	Melb	Bris	Adel	Perth
	n=327	n=334	n=96	n=101	n=150	n=250	n=256	n=69	n=71	n=79
NET any illegal drug	13	9	19	10	12	13	11	13	8	9
Marijuana	11	8	14	9	10	11	9	10	8	7
Ecstasy (MDMA)	5	2	2	2	4	6	2	2	2	3
Speed (Meth-Amphetamine)	3	2	6	2	3	3	3	2	0	3
Cocaine	3	3	0	1	1	4	3	0	0	2

- Males were more likely than females to have used illegal drugs in the last 5 years (Males 26%, Females 16%) and the last year (Males 16%, Females 8%).
- 21% of respondents in the 30-39 age group had used illegal drugs in the last year, while only 2% of the 55+ age group had used.
- Respondents from the SA/NT region were most likely to have used illegal drugs in the last year, with 19% saying they had used an illegal drug that recently. In the VIC/Tas region, 9% said they had used.
- 10% of respondents with children at home had used an illegal drug in the last year.

Q4. Which of the following are reasons why you have tried or used:

- illegal drugs; or
- illegally obtained prescription drugs?

(please select all that apply)

REASON	% of people who had taken illegal and/or prescription drugs
	n=523
To see what it was like / curiosity	56
To have fun	39
My friends were using it, so I thought I'd try it	33
It seemed like a good idea at the time	26
To ease physical pain	25
To get to sleep	21
Because I tried it before and I liked it	19
To be part of a group	17
To enhance other (i.e. not sexual) experiences	16
To stay awake	13
Because the drug was there	12
To enhance sexual experiences	11
To ease boredom	10
To get out of it	10
To help overcome shyness and make social interaction easier	9
Because I was feeling down/unhappy	9
For creative inspiration	8
To help cope with life	8
Because my friends pressured me to use it	7
For spiritual reasons or seeking enlightenment	4
Because I was addicted	3
For research purposes	3
I took it accidentally / didn't know I was taking it	2
Took medicine / antibiotic prescribed to someone else for an illness	2

Note: Responses add up to more than 100% as people could select more than one reason for using illegal drugs or illegally obtained prescription drugs.

- Of those who had tried or used illegal drugs ('Yes' to Q2) and/or taken prescription drugs not prescribed to them ('Yes' to Q3), the top 5 reasons for doing so were:
 - To see what it was like / curiosity: 56%
 - To have fun: 39%
 - My friends were using it, so I thought I'd try it: 33%
 - It seemed like a good idea at the time: 26%
 - To ease physical pain: 25%

Q7. Before now, have you ever considered the effect that your consumption of illegal drugs might have:

a. on the environment

b. on the lives of people involved in the production and supply of that drug

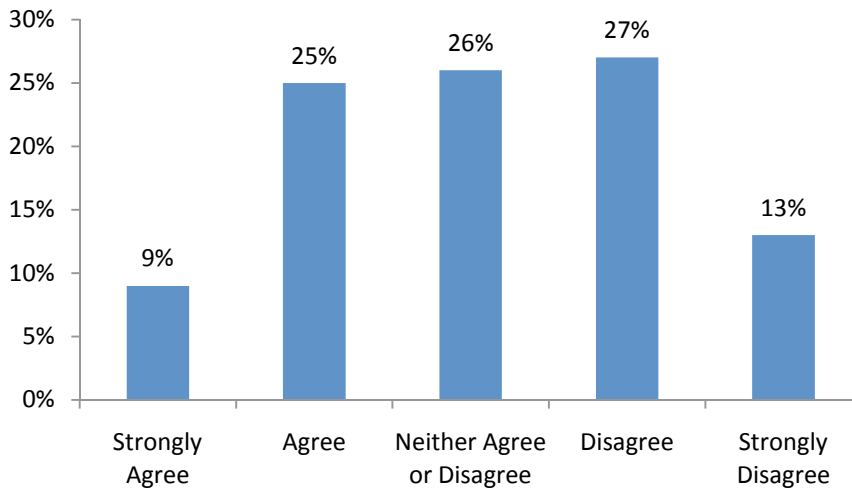
% of people who have used illegal drugs/ prescription drugs (n=523)	TOTAL	GENDER		AGE				LOCATION		LIFE STAGE
		Male	Fem	18-29	30-39	40-54	55+	Metro	Non-metro	Children at home
	n=523	n=275	n=248	n=137	n=159	n=152	n=75	n=359	n=164	n=207
a. on the environment 'YES'	23	22	25	18	22	23	33	20	28	24
b. on the lives of people involved in the production and supply of that drug 'YES'	48	48	48	54	45	44	51	46	51	44

- Of those who had tried or used illegal drugs ('Yes' to Q2) and/or taken prescription drugs not prescribed to them ('Yes' to Q3):
 - 23% said they had considered the effect that their consumption of illegal drugs might have on the environment; and
 - 48% said they had considered the effect on the lives of people involved in the production and supply of that drug.

Q8. Please rate your agreement with the following statements:

[Note: the order the statements were presented was rotated for each survey]

People who try or use (but do not sell) illegal drugs should have a criminal record



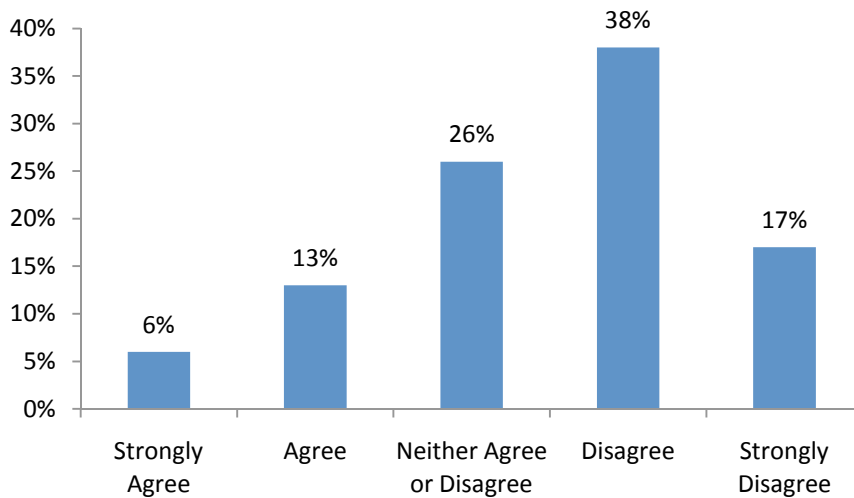
- 34% of respondents agree that people who try or use (but do not sell) illegal drugs should have a criminal record (9% strongly).
- 40% disagree that people who try or use (but do not sell) illegal drugs should have a criminal record (13% strongly)
- 26% neither agree nor disagree.

% of all respondents (n=1008)	TOTAL n=1008	GENDER		AGE				LOCATION		LIFE STAGE
		Male	Fem	18-29	30-39	40-54	55+	Metro	Non-metro	Children at home
		n=503	n=505	n=254	n=259	n=270	n=225	n=725	n=283	n=354
NET Agree	34	35	34	34	29	32	39	36	32	33

% of all respondents (n=1008)	STATE					Tried/ used illegal drugs 'ever'	Tried/ used illegal drugs 'last 5 years'	Tried/ used illegal drugs 'last year'
	NSW/ACT	VIC/Tas	SA/NT	WA	QLD			
	n=327	n=334	n=96	n=101	n=150			
NET Agree	36	35	29	34	32	17	10	7

- Only 17% of people who have tried or used illegal drugs agree that people who try or use (but do not sell) illegal drugs should have a criminal record, and those who have tried or used illegal drugs in the last 5 years (10% agree) and last year (7% agree) are even less likely to agree.

People who try or use (but do not sell) illegal drugs should go to prison



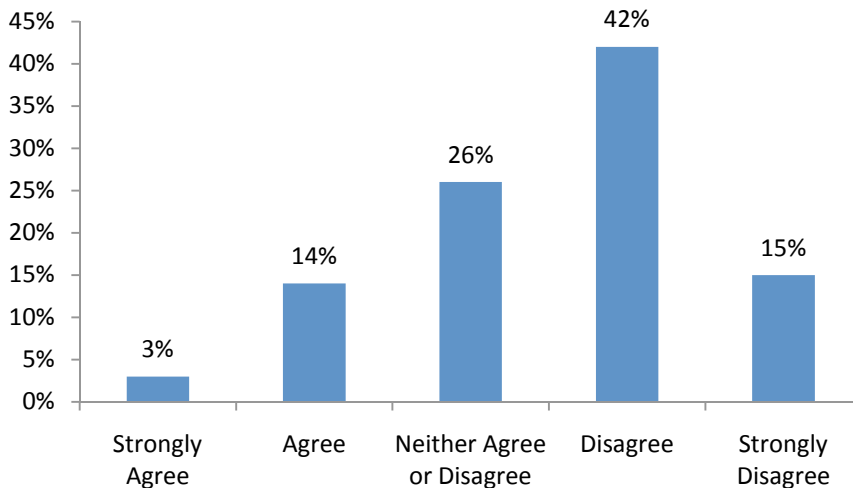
- 19% of respondents agree that people who try or use (but do not sell) illegal drugs should go to prison (6% strongly).
- 55% disagree that people who try or use (but do not sell) illegal drugs should go to prison (17% strongly)
- 26% neither agree nor disagree.

% of all respondents (n=1008)	TOTAL	GENDER		AGE				LOCATION		LIFE STAGE
		Male	Fem	18-29	30-39	40-54	55+	Metro	Non-metro	Children at home
	n=1008	n=503	n=505	n=254	n=259	n=270	n=225	n=725	n=283	n=354
NET Agree	19	20	18	17	18	14	25	19	18	17

% of all respondents (n=1008)	STATE					Tried/ used illegal drugs 'ever'	Tried/ used illegal drugs 'last 5 years'	Tried/ used illegal drugs 'last year'
	NSW/ ACT	VIC/ Tas	SA/NT	WA	QLD			
	n=327	n=334	n=96	n=101	n=150	n=435	n=238	n=136
NET Agree	20	20	12	21	18	7	7	6

- Only 7% of people who have tried or used illegal drugs agree that people who try or use (but do not sell) illegal drugs should go to prison, compared with 19% overall.
- The 55+ age group are most likely to agree that people who have tried or used (but do not sell) illegal drugs agree should go to prison (25% agree), compared to other age groups.
- SA/NT was the most lenient region, with 12% of residents agreeing that people who try or use (but do not sell) illegal drugs should go to prison, compared with 19% overall.

Government policies dealing with illegal drug use are effective



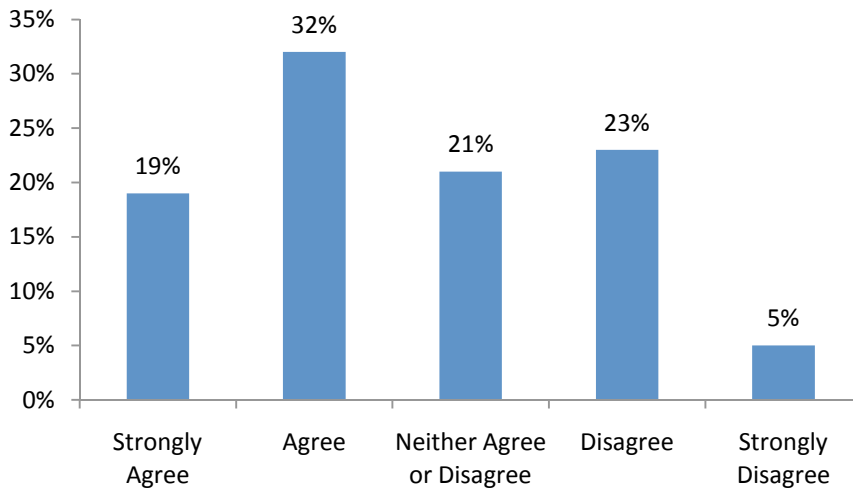
- 17% of respondents agree that Government policies dealing with illegal drug use are effective (3% strongly).
- 57% disagree that Government policies dealing with illegal drug use are effective (15% strongly)
- 26% neither agree nor disagree.

% of all respondents (n=1008)	TOTAL	GENDER		AGE				LOCATION		LIFE STAGE
		Male	Fem	18-29	30-39	40-54	55+	Metro	Non-metro	Children at home
	n=1008	n=503	n=505	n=254	n=259	n=270	n=225	n=725	n=283	n=354
NET Agree	17	20	14	24	19	14	12	17	17	19

% of all respondents (n=1008)	STATE					Tried/ used illegal drugs 'ever'	Tried/ used illegal drugs 'last 5 years'	Tried/ used illegal drugs 'last year'
	NSW/ACT	VIC/Tas	SA/NT	WA	QLD			
	n=327	n=334	n=96	n=101	n=150	n=435	n=238	n=136
NET Agree	20	13	12	26	14	15	15	16

- Males (20%) and the 18-29 age group (24%) are most likely to agree that Government policies dealing with illegal drug use are effective.
- WA was the region most favourable towards Government policies dealing with illegal drug use, with 26% of residents agreeing that they are effective, compared with 17% overall.

Police resources should be applied to more serious crimes than pursuing people for using small amounts of illegal drugs



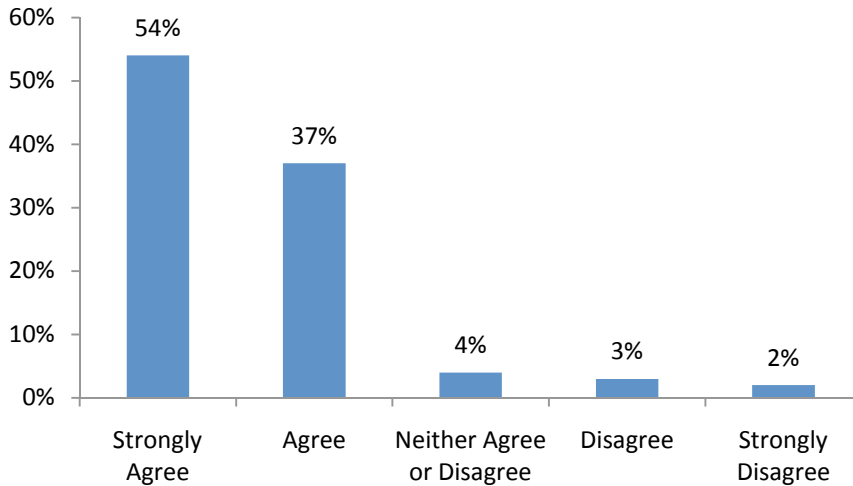
- 50% of respondents agree that police resources should be applied to more serious crimes than pursuing people for using small amounts of illegal drugs (19% strongly).
- 28% disagree that police resources should be applied to more serious crimes than pursuing people for using small amounts of illegal drugs (5% strongly)
- 21% neither agree nor disagree.

% of all respondents (n=1008)	TOTAL	GENDER		AGE				LOCATION		LIFE STAGE
		Male	Fem	18-29	30-39	40-54	55+	Metro	Non-metro	Children at home
	n=1008	n=503	n=505	n=254	n=259	n=270	n=225	n=725	n=283	n=354
NET Agree	50	49	52	49	61	54	42	50	50	52

% of all respondents (n=1008)	STATE					Tried/ used illegal drugs 'ever'	Tried/ used illegal drugs 'last 5 years'	Tried/ used illegal drugs 'last year'
	NSW/ACT	VIC/Tas	SA/NT	WA	QLD			
	n=327	n=334	n=96	n=101	n=150	n=435	n=238	n=136
NET Agree	47	50	47	54	57	63	67	75

- 63% of respondents who had tried or used illegal drugs 'ever' and 75% who had used in the last year agreed that police resources should be applied to more serious crimes than pursuing people for using small amounts of illegal drugs.

Some illegal drugs cause more harm than others



- 91% of respondents agree that some illegal drugs cause more harm than others (54% strongly).
- 5% disagree that some illegal drugs cause more harm than others (2% strongly)
- 4% neither agree nor disagree.

% of all respondents (n=1008)	TOTAL	GENDER		AGE				LOCATION		LIFE STAGE
		Male	Fem	18-29	30-39	40-54	55+	Metro	Non-metro	Children at home
	n=1008	n=503	n=505	n=254	n=259	n=270	n=225	n=725	n=283	n=354
NET Agree	91	93	90	94	89	92	90	91	91	89

% of all respondents (n=1008)	STATE					Tried/ used illegal drugs 'ever'	Tried/ used illegal drugs 'last 5 years'	Tried/ used illegal drugs 'last year'
	NSW/ACT	VIC/Tas	SA/NT	WA	QLD			
	n=327	n=334	n=96	n=101	n=150	n=435	n=238	n=136
NET Agree	88	91	96	93	94	95	96	95

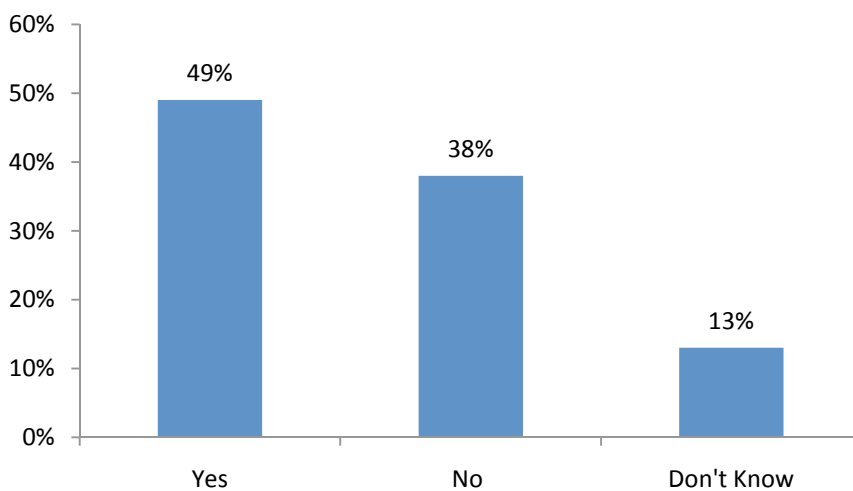
- The large majority of respondents (91%) agree that some illegal drugs cause more harm than others

Q9. The following questions are about *decriminalising* illegal drug use in Australia.

By *decriminalise*, we mean a situation in which the production, importation, distribution and sale of large amounts of drugs would still be illegal, but the possession of small amounts of drugs for personal use would not attract criminal penalties such as prison or a criminal record.

If illegal drug use was decriminalised:

a. Do you think our society would be worse off?



- 49% of respondents think our society would be worse off if illegal drug use was decriminalised.
- 38% of respondents think our society would not be worse off if illegal drug use was decriminalised.
- 13% said 'don't know'.

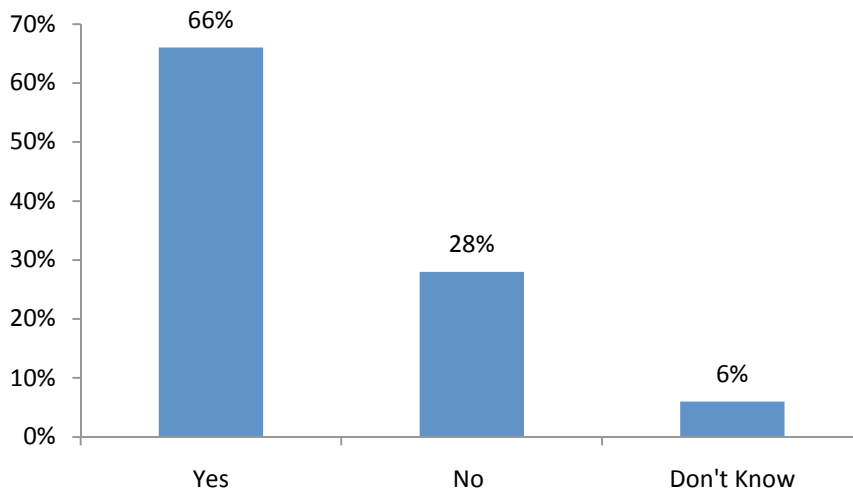
% of all respondents (n=1008)	TOTAL	GENDER		AGE				LOCATION		LIFE STAGE
		Male	Fem	18-29	30-39	40-54	55+	Metro	Non-metro	Children at home
	n=1008	n=503	n=505	n=254	n=259	n=270	n=225	n=725	n=283	n=354
Yes	49	47	52	47	47	47	54	52	45	52

% of all respondents (n=1008)	STATE					Tried/ used illegal drugs 'ever'	Tried/ used illegal drugs 'last 5 years'	Tried/ used illegal drugs 'last year'
	NSW/ACT	VIC/Tas	SA/NT	WA	QLD			
	n=327	n=334	n=96	n=101	n=150	n=435	n=238	n=136
Yes	49	49	50	58	46	37	28	20

- People who had tried or used illegal drugs were less likely to say that society would be worse off if illegal drug use was decriminalised (37% who have 'ever' used agree and only 20% who have used in the last year agree, compared with 49% overall).

If illegal drug use was decriminalised:

b. Do you think people would be more likely to try or use drugs?



- 66% of respondents think people would be more likely to try or use drugs if illegal drug use was decriminalised.
- 28% of respondents think people would not be more likely to try or use drugs if illegal drug use was decriminalised.
- 6% said 'don't know'.

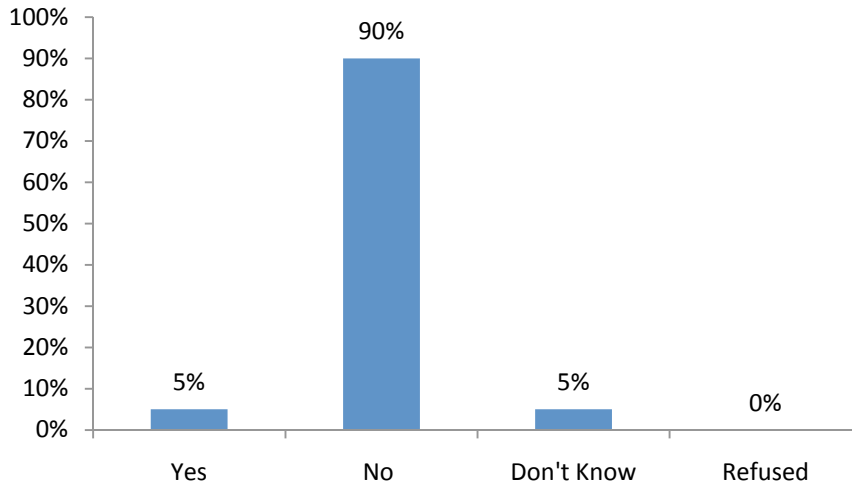
% of all respondents (n=1008)	TOTAL	GENDER		AGE				LOCATION		LIFE STAGE
		Male	Fem	18-29	30-39	40-54	55+	Metro	Non-metro	Children at home
	n=1008	n=503	n=505	n=254	n=259	n=270	n=225	n=725	n=283	n=354
Yes	66	69	63	72	62	65	65	68	63	67

% of all respondents (n=1008)	STATE					Tried/ used illegal drugs 'ever'	Tried/ used illegal drugs 'last 5 years'	Tried/ used illegal drugs 'last year'
	NSW/ ACT	VIC/ Tas	SA/NT	WA	QLD			
	n=327	n=334	n=96	n=101	n=150	n=435	n=238	n=136
Yes	65	65	62	75	65	54	47	38

- People in the 18-29 age group were more likely than older age groups to think that people would be more likely to try or use drugs if it were decriminalised
- People who had tried or used illegal drugs were less likely to say that people would be more likely to try or use drugs if illegal drug use was decriminalised (54% who have 'ever' used agree and only 38% who have used in the last year agree, compared with 66% overall).

If illegal drug use was decriminalised:

c. Would you personally be more likely to try or use drugs?



- Only 5% of respondents said they would personally be more likely to try or use drugs if illegal drug use was decriminalised.
- 90% of respondents said they would not be more likely to try or use drugs if illegal drug use was decriminalised.
- 5% said 'don't know'.

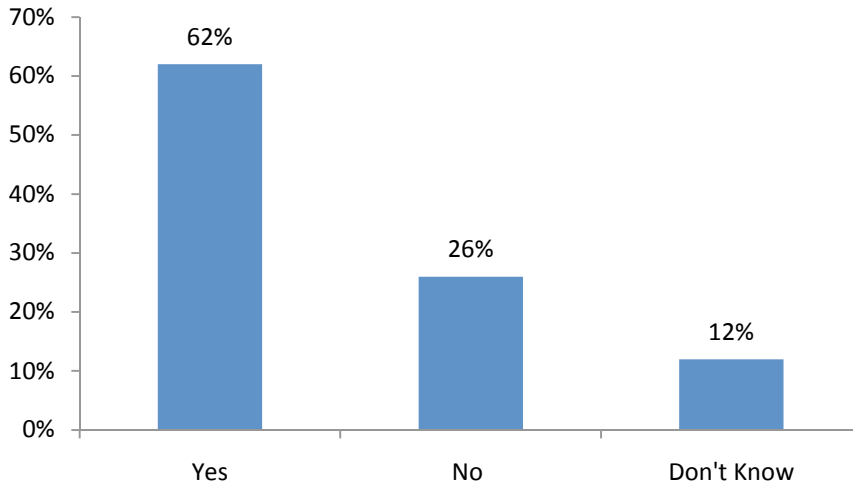
% of all respondents (n=1008)	TOTAL n=1008	GENDER		AGE				LOCATION		LIFE STAGE
		Male	Fem	18-29	30-39	40-54	55+	Metro	Non-metro	Children at home
		n=503	n=505	n=254	n=259	n=270	n=225	n=725	n=283	n=354
Yes	5	6	4	10	11	3	1	5	5	5

% of all respondents (n=1008)	STATE					Tried/ used illegal drugs 'ever'	Tried/ used illegal drugs 'last 5 years'	Tried/ used illegal drugs 'last year'
	NSW/ACT	VIC/Tas	SA/NT	WA	QLD			
	n=327	n=334	n=96	n=101	n=150			
Yes	5	5	7	2	6	8	15	21

- Of those who had tried or used illegal drugs in the last year, 21% said they would personally be more likely to try or use drugs if it were decriminalised.

If illegal drug use was decriminalised:

d. Do you think people would use drugs more often?



- 62% of respondents think people would use drugs more often if illegal drug use was decriminalised.
- 26% of respondents think people would not use drugs more often if illegal drug use was decriminalised.
- 12% said 'don't know'.

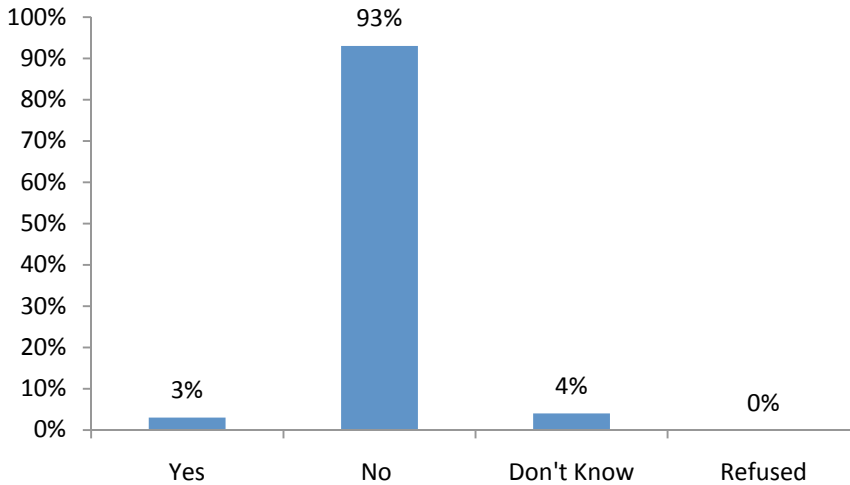
% of all respondents (n=1008)	TOTAL	GENDER		AGE				LOCATION		LIFE STAGE
		Male	Fem	18-29	30-39	40-54	55+	Metro	Non-metro	Children at home
	n=1008	n=503	n=505	n=254	n=259	n=270	n=225	n=725	n=283	n=354
Yes	62	64	60	61	61	64	61	65	57	65

% of all respondents (n=1008)	STATE					Tried/ used illegal drugs 'ever'	Tried/ used illegal drugs 'last 5 years'	Tried/ used illegal drugs 'last year'
	NSW/ ACT	VIC/ Tas	SA/NT	WA	QLD			
	n=327	n=334	n=96	n=101	n=150	n=435	n=238	n=136
Yes	59	59	63	74	63	52	44	35

- People who had tried or used illegal drugs were less likely to say that people would try or use drugs more often if illegal drug use was decriminalised (52% who have 'ever' used agree and only 35% who have used in the last year agree, compared with 62% overall).

If illegal drug use was decriminalised:

e. Would you personally use drugs more often?



- 3% of respondents said they would personally use drugs more often if illegal drug use was decriminalised.
- 93% of respondents said they would not use illegal drugs more often if illegal drug use was decriminalised.
- 4% said 'don't know'.

% of all respondents (n=1008)	TOTAL	GENDER		AGE				LOCATION		LIFE STAGE
		Male	Fem	18-29	30-39	40-54	55+	Metro	Non-metro	Children at home
	n=1008	n=503	n=505	n=254	n=259	n=270	n=225	n=725	n=283	n=354
Yes	3	4	2	4	9	2	0	3	3	4

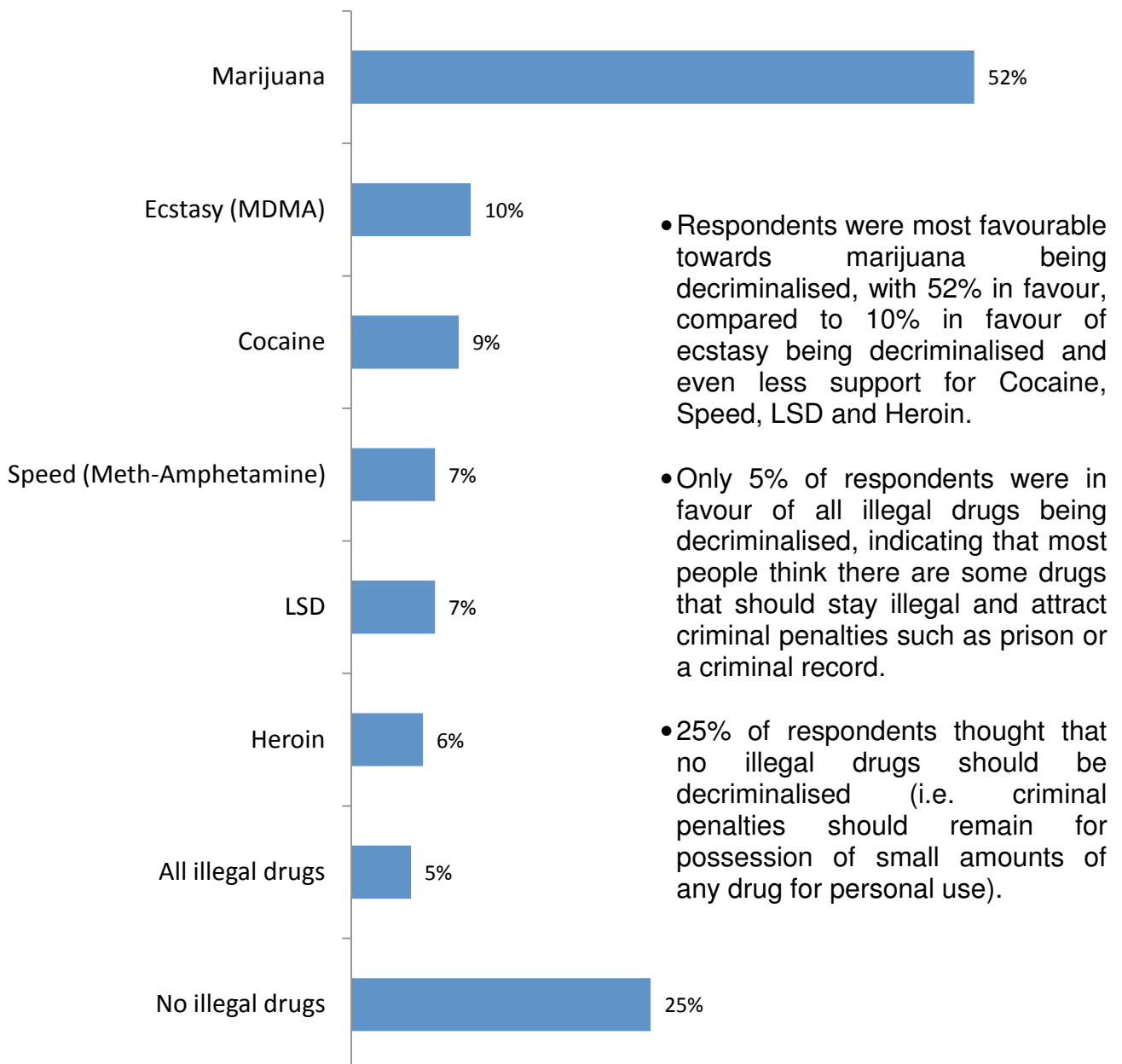
% of all respondents (n=1008)	STATE					Tried/ used illegal drugs 'ever'	Tried/ used illegal drugs 'last 5 years'	Tried/ used illegal drugs 'last year'
	NSW/ACT	VIC/Tas	SA/NT	WA	QLD			
	n=327	n=334	n=96	n=101	n=150	n=435	n=238	n=136
Yes	3	2	4	4	3	5	9	13

- Of those who had tried or used illegal drugs in the last year, 13% said they would personally try or use drugs more often if it was decriminalised.

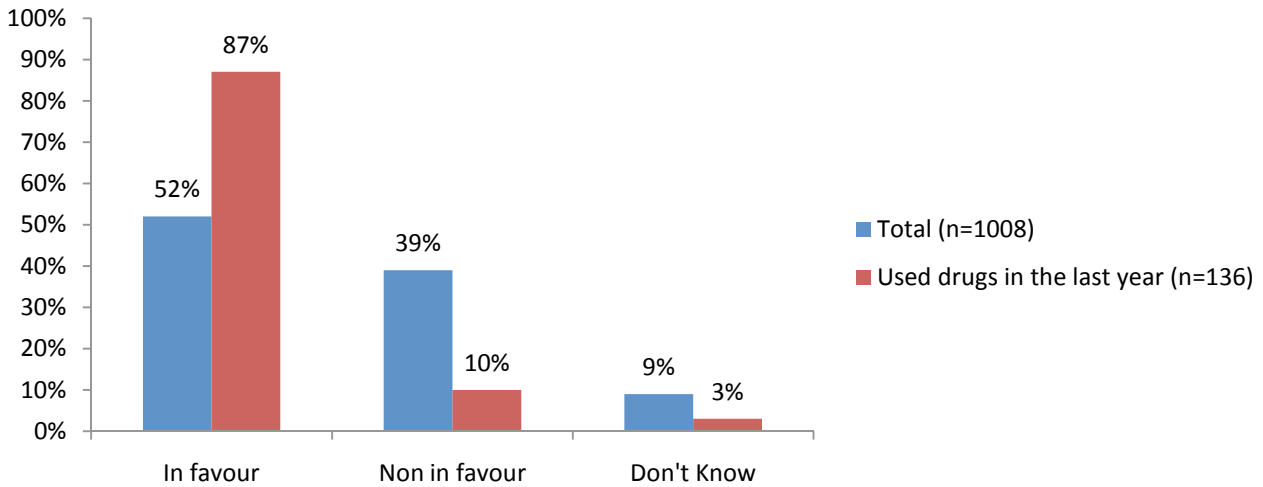
Q10. For each of the following drugs, please indicate whether you are in favour or not in favour of that drug being decriminalised for small amounts for personal use.

Reminder: By *decriminalise*, we mean a situation in which the production, importation, distribution and sale of large amounts of drugs would still be illegal, but the possession of small amounts of drugs for personal use would not attract criminal penalties such as prison or a criminal record.

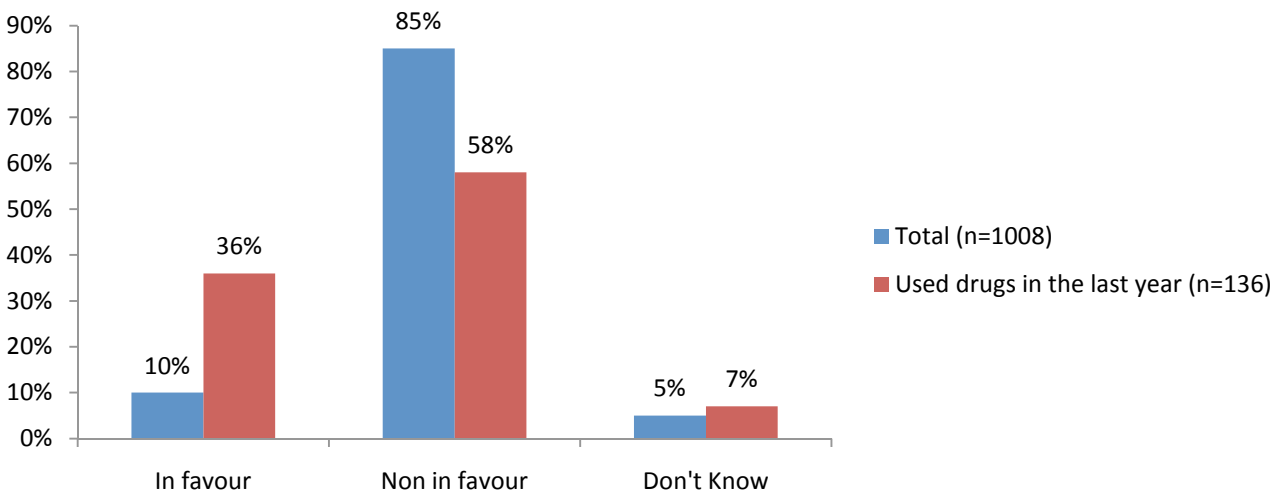
% IN FAVOUR of that drug being decriminalized:



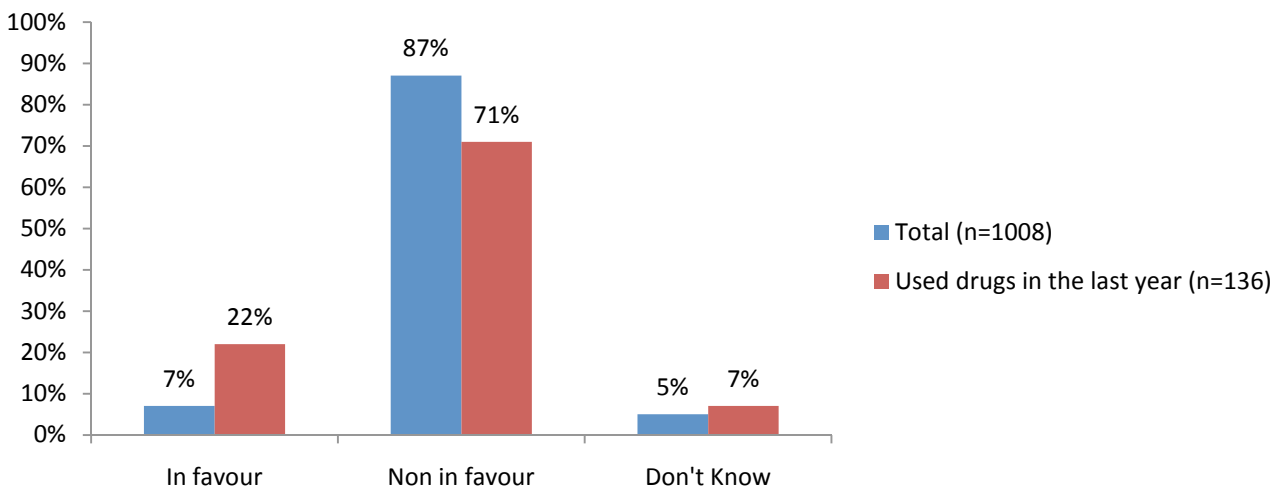
Decriminalising Marijuana



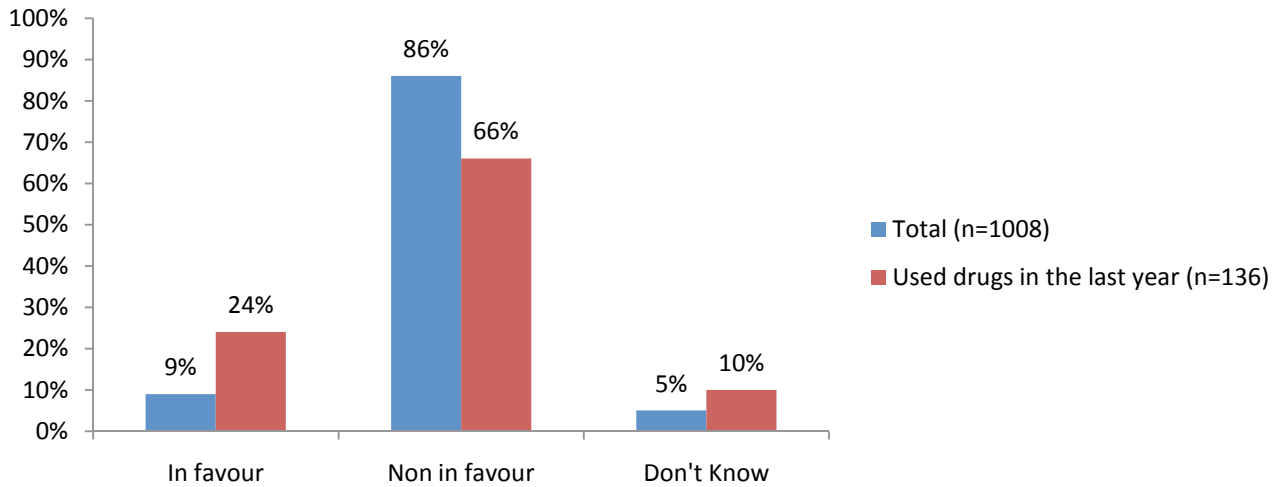
Decriminalising Ecstasy (MDMA)



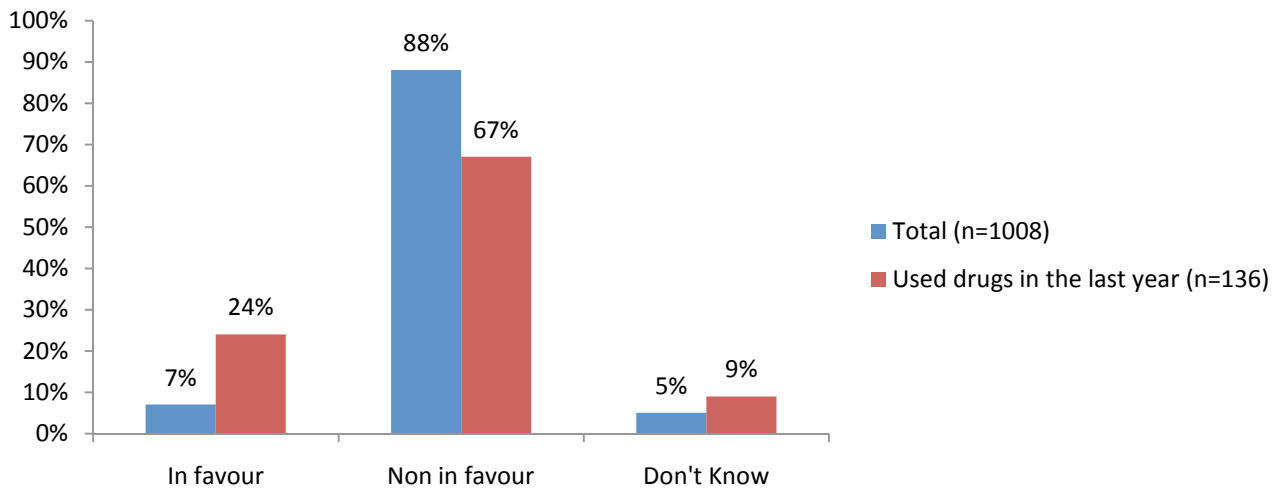
Decriminalising Speed (Meth-Amphetamine)



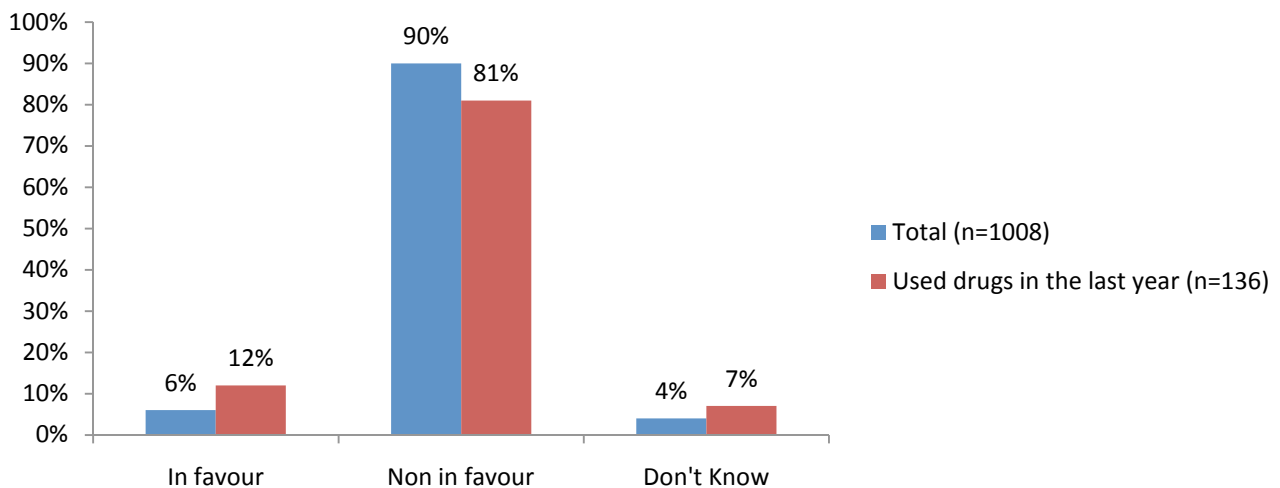
Decriminalising Cocaine



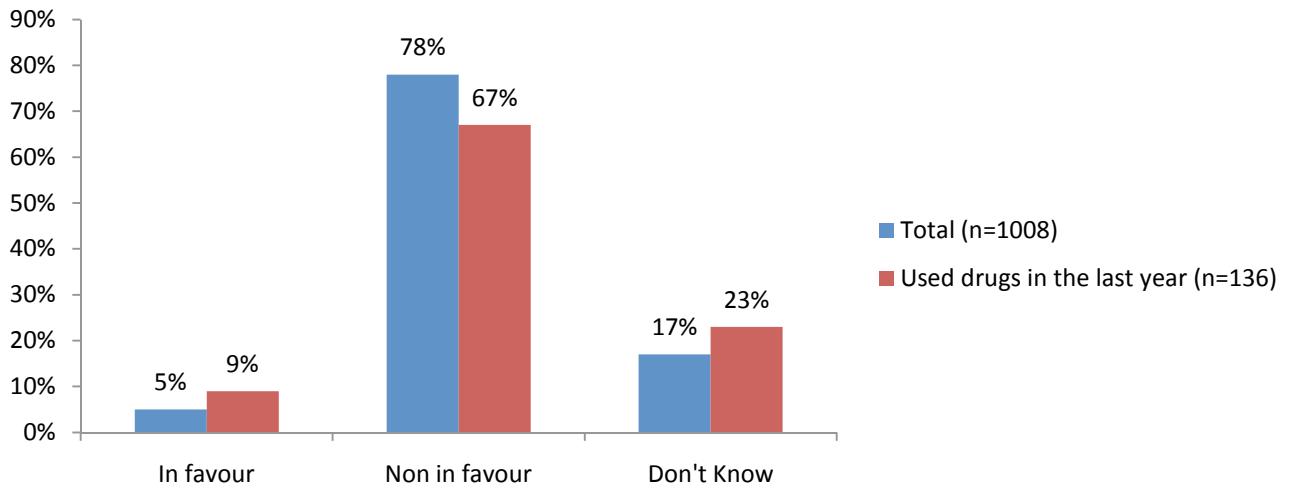
Decriminalising LSD



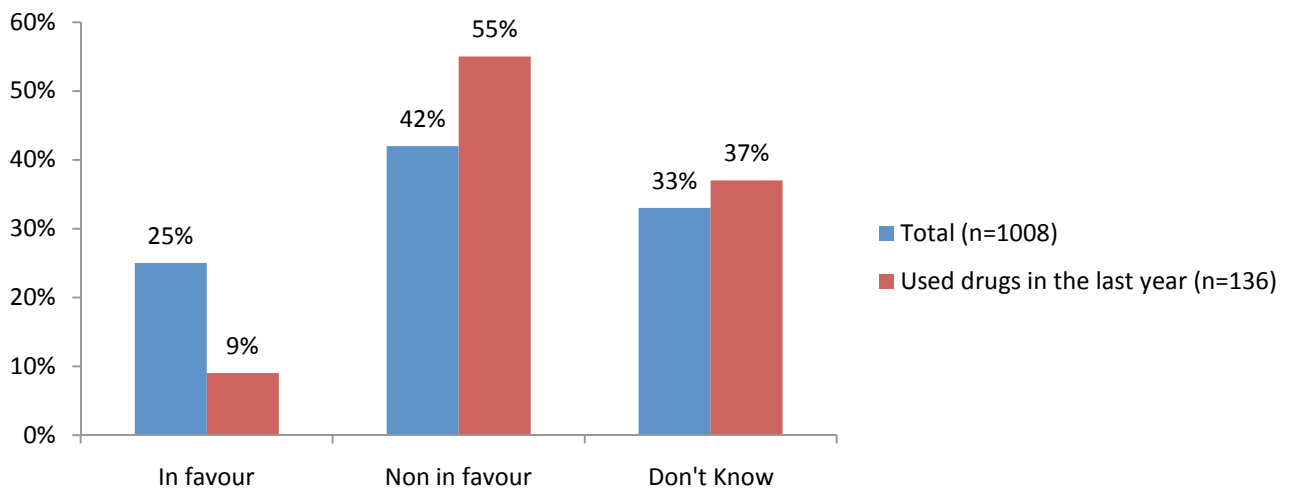
Decriminalising Heroin



Decriminalising All illegal drugs

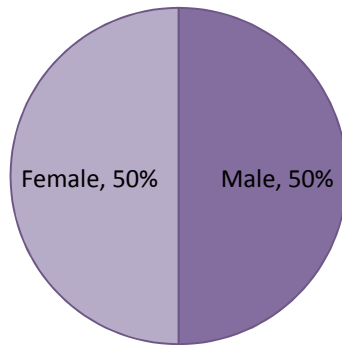


Decriminalising No illegal drugs

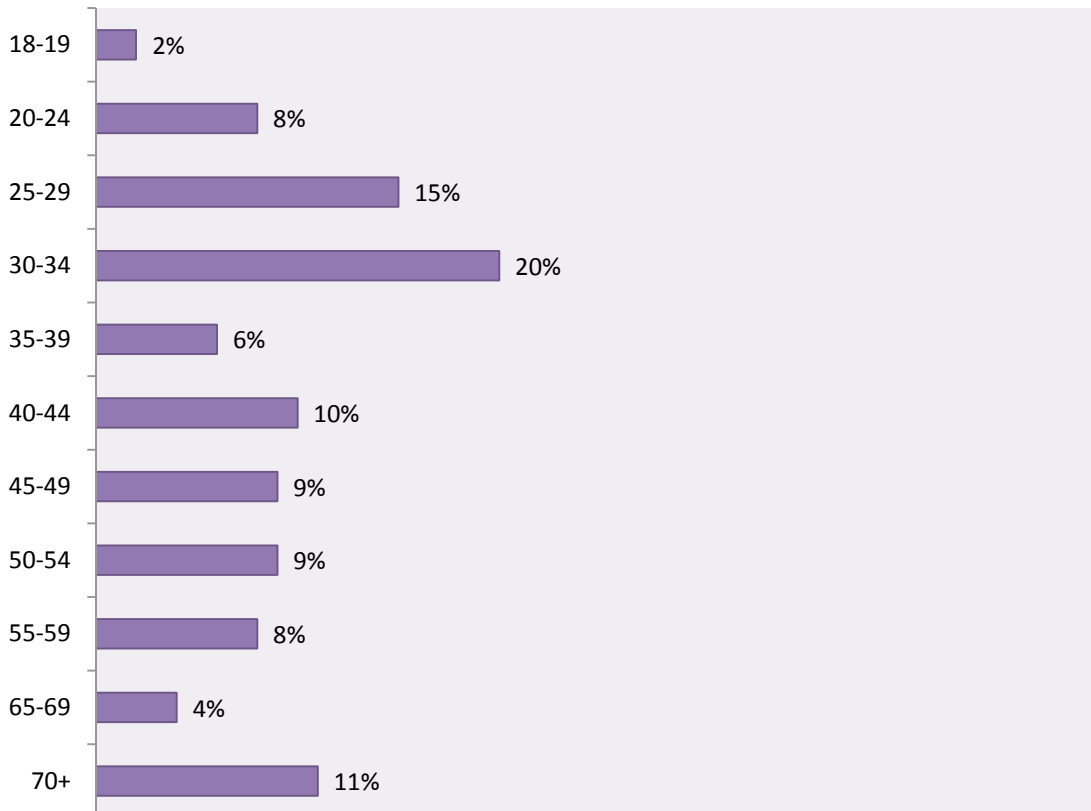


Unweighted Respondent Profile

Gender



Age



Appendix 1: Drugs Survey Questionnaire

Thank you for taking the time to complete this survey which is about gauging people's attitudes to illegal drugs in Australian Society.

It will only take about 6 minutes to complete.

All your answers are strictly confidential and will be used for statistical purposes only.

The survey will automatically save as you progress through the questions. If you are unable to complete the survey all in one go, simply close your browser. When you re-click the link in your invitation email, it will take you to the point where you left the survey.

If you have any questions or problems completing this survey, please call McNair Ingenuity Research on (free call) 1800 669 133.

IMPORTANT: Please take your time and think carefully about the questions in the following survey. We monitor the quality of our data to be sure that everyone is providing thoughtful and attentive responses.

D1. Gender

Male
Female

D2. To which of the following age groups do you belong?

<18 years (Terminate)

18-19
20-24
25-29
30-34
35-39
40-44
45-49
50-54
55-59
60-64
65-69
70+

D3. Location

Sydney
Other NSW
ACT
Melbourne
Other VIC
Brisbane
Other QLD
Adelaide
Other SA
Perth
Other WA
Tas
NT

Important Reminder: All your responses are completely confidential and will never be identified back to you. Your responses are combined with hundreds of others to be reported in statistical form only. With this in mind, please answer the following questions as honestly as possible.

Q1. To the best of your knowledge, have any of your friends ever tried or used illegal drugs?

Yes
No
Refused

Q2. Have you personally ever tried or used illegal drugs?

Yes
No
Refused

Q3. Have you ever taken or used a prescription drug that was not prescribed for you?

Yes
No
Refused

[If yes to Q2 or Q3, ask Q4 – Q7. Else skip to Q8]

Q4. Which of the following are reasons why you have tried or used:

- illegal drugs; or
- illegally obtained prescription drugs?

(please select all that apply)

- a. I took it accidentally/didn't know I was taking it
- b. my friends were using it, so I thought I'd try it
- c. to be part of a group
- d. because my friends pressured me to use it
- e. to see what it was like / curiosity
- f. to have fun
- g. to help overcome shyness and make social interaction easier
- h. to stay awake
- i. to get to sleep
- j. because I was feeling down/unhappy
- k. to help cope with life
- l. to ease physical pain
- m. to get out of it
- n. because the drug was there
- o. to ease boredom
- p. because I tried it before and I liked it
- q. because I was addicted
- r. it seemed like a good idea at the time
- s. for creative inspiration
- t. to enhance sexual experiences
- u. to enhance other experiences
- v. for spiritual reasons or seeking enlightenment
- w. for research purposes
- x. Other (Specify)_____

Q5. In the last 5 years have you used: (please select all that apply)

- a. Marijuana?
- b. Ecstasy (MDMA)?
- c. Speed (Meth-Amphetamine)?
- d. Cocaine?
- e. LSD (Acid)?
- f. Mephedrone (Meow, "Plant Food")?
- g. Any other illegal drug?
- h. None

Q6. In the last year have you used: (display only those selected in Q5 and 'none of the above', please select all that apply)

- a. Marijuana?
- b. Ecstasy (MDMA)?
- c. Speed (Meth-Amphetamine)?
- d. Cocaine?
- e. LSD (Acid)?
- f. Mephedrone (Meow, "Plant Food")?
- g. Any other illegal drug?
- h. None

Q7. Before now, have you ever considered the effect that your consumption of illegal drugs might have:

a. on the environment?

Yes

No

b. on the lives of people involved in the production and supply of that drug?

Yes

No

Q8. Please rate your agreement with the following statements [Rotate statements]:

	Strongly Agree	Agree	Neither Agree or Disagree	Disagree	Strongly Disagree
People who try or use (but do not sell) illegal drugs should have a criminal record					
People who try or use (but do not sell) illegal drugs should go to prison					
Government policies dealing with illegal drug use are effective					
Police resources should be applied to more serious crimes than pursuing people for trying or using small amounts of illegal drugs					
For a data check, please click 'Disagree' here					
Some illegal drugs cause more harm than others					

The following questions are about *decriminalising* illegal drug use in Australia.

By *decriminalise*, we mean a situation in which the production, importation, distribution and sale of large amounts of drugs would still be illegal, but the possession of small amounts of drugs for personal use would not attract criminal penalties such as prison or a criminal record.

Q9. If illegal drug use was *decriminalised*:

a. Do you think our society would be worse off?

Yes

No

Don't know

b. Do you think people would be more likely to try or use drugs?

Yes

No

Don't know

c. Would you personally be more likely to try or use drugs?

Yes

No

Don't know

Refused

d. Do you think people would use drugs more often?

Yes

No

Don't know

e. Would you personally use drugs more often?

Yes

No

Don't know

Refused

Q10. For each of the following drugs, please indicate whether you are in favour or not in favour of that drug being decriminalised for small amounts for personal use.

Reminder: By *decriminalise*, we mean a situation in which the production, importation, distribution and sale of large amounts of drugs would still be illegal, but the possession of small amounts of drugs for personal use would not attract criminal penalties such as prison or a criminal record.

Marijuana	In favour	Not in favour	Don't know
Ecstasy (MDMA)	In favour	Not in favour	Don't know
Speed (Meth-Amphetamine)	In favour	Not in favour	Don't know
Cocaine	In favour	Not in favour	Don't know
LSD	In favour	Not in favour	Don't know
Heroin	In favour	Not in favour	Don't know
All illegal drugs	In favour	Not in favour	Don't know
No illegal drugs	In favour	Not in favour	Don't know

D4. Are you

Single/never married	1
Married/partnership, no children	2
Married/partnership, children at home	3
Single parent, children at home	4
Single parent, children left home	5
Married/partnership, children left home	6
Widowed/Divorced/Separated	7

D5. What is the highest level of education you have completed?

Primary school	1
Secondary or high school	2
Some tertiary or TAFE	3
University (Bachelor) degree	4
Higher degree	5

Thank you for completing this survey. If you have any queries or concerns about this survey, please contact the McNair Ingenuity Research respondent enquiry line on (freecall) 1800 669 133.

Appendix 2: National Drug Strategy Household Survey

The National Drug Strategy Household Survey is commissioned by the Australian Government Department of Health and Ageing and has been conducted approximately every 3 years since 1985.

The most recent survey for which results are available was conducted in 2007. It was managed by the Australian Institute of Health and Welfare supported by a Technical Advisory Group. Two methods of data collection were used: Drop and Collect and Computer Assisted Telephone Interviewing (CATI).

The drop and collect method was administered by Roy Morgan Research. Using this method, data was collected from a national random selection of households, using self-completion booklets. A total of 19,818 responses were collected using this method, from people 12 years or older.

The CATI method was administered by the Social Research Centre and data was collected from a national random selection of households. A total of 3,538 responses were collected using this method, from people 12 years or older.

Below is a brief comparison of the two surveys:

National Drug Strategy Household Survey 2007	Hungry Beast Drug Survey 2010
Sample Size: 23,356	Sample Size: 1,008
Sample: National Random Sample of people 12 years and over	Sample: National Panel Sample of adults 18 years and older
Method: Combination of 'Drop and Collect' and 'CATI'	Method: Online

Some of the questions asked in the National Drug Strategy Household Survey are similar to those asked in this Hungry Beast Drugs survey. A comparison of some key results appear below.

QUESTION	Result: National Drug Survey 2007	Result: Hungry Beast Drug Survey 2010	Notes
Ever tried or used illicit drugs	38.1%	42%	National Drug survey results are of people 14+ where as Hungry Beast results are of adults 18+
Tried or used illicit drugs in the last 12 months	13.4%	12%	
Tried or used marijuana in the last 12 months	9.1%	10%	

Full results for the National Drug Survey can be downloaded at the following web address:

<http://www.aihw.gov.au/publications/index.cfm/title/10579>